

## Introduction

This multi-sectoral needs assessment is part of a monthly data collection exercise which aims to gather information about needs and the humanitarian situation inside Syria. The factsheets present information collected in April 2018, referring to the situation in March 2018.

These factsheets present information at the community level for 13 sub-districts in Aleppo governorate. In Aleppo City, neighbourhood level data was collected and information is presented at this level\*. Selected key indicators for the following sectors are included in the factsheets: displacement, shelter, non-food items (NFIs), health, food security, water sanitation and hygiene (WASH) and education. The factsheets do not cover the entire range of indicators gathered in the questionnaire.

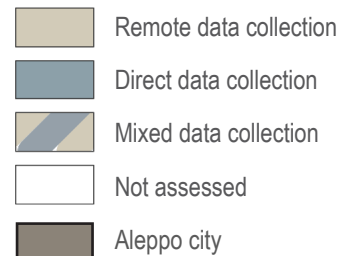
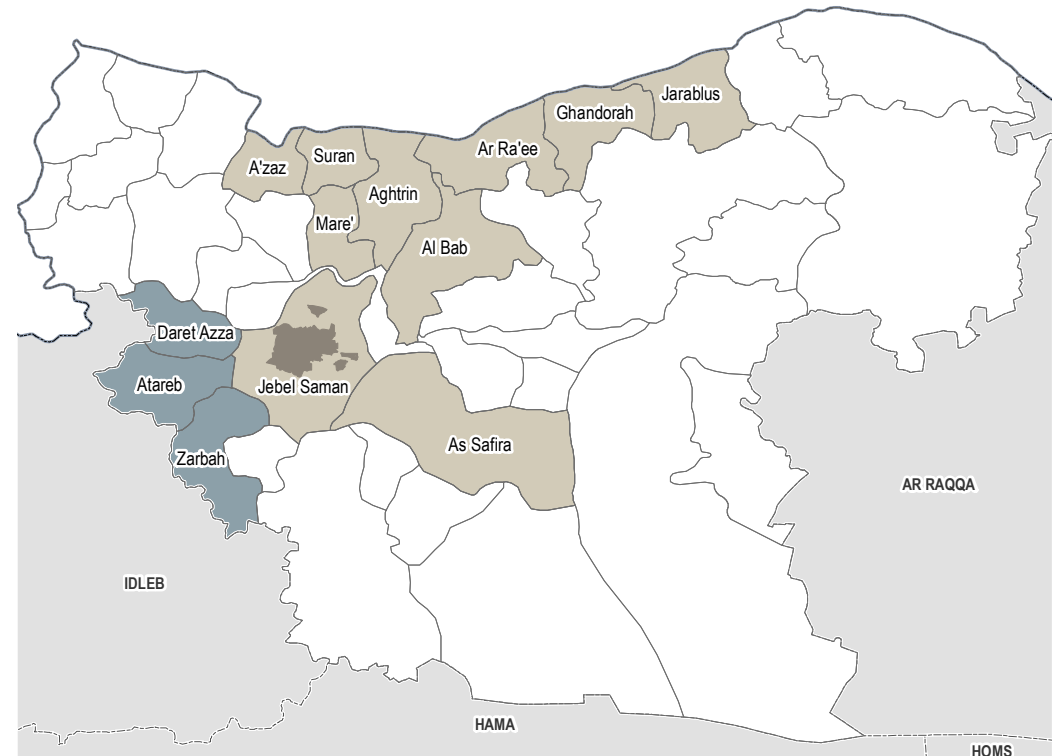
For full visualisation of all indicators collected, please see the SIMAWG Needs Identification Dynamic Reporting Tool, available here: <https://reach3.cern.ch/simawg/Default.aspx>.

## Methodology and limitations

These findings are based on data collected both directly and remotely (in Turkey) from Key Informants (KIs) residing in the communities assessed.

Information was collected from KIs in 120 communities in 13 sub-districts of Aleppo governorate. For each question asked, confidence levels were assigned based on the KIs area of expertise and knowledge of the sector-specific situation.

For a full description of the methodology, please see the Terms of Reference, available on the [REACH Resource Centre](#).



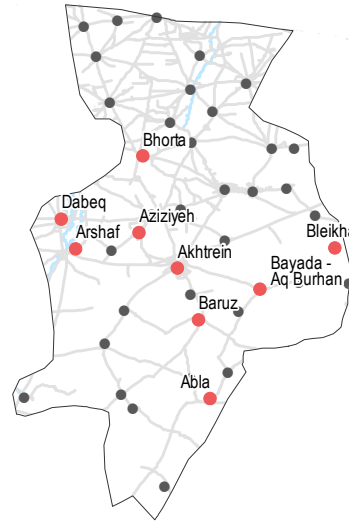
PDF: click on a sub-district name to directly access the relevant factsheet

### Displacement

- % of pre-conflict population remaining
- % of population that are female
- % of female-headed households
- IDPs living in village
- New IDP arrivals
- Returnees

Community	% of pre-conflict population remaining	% of population that are female	% of female-headed households	IDPs living in village	New IDP arrivals	Returnees
<b>Abla</b>	76-100%	26-50%	1-25%	Yes	No info	No
<b>Akhtrein</b>	76-100%	26-50%	1-25%	Yes	Yes	No
<b>Arshaf</b>	76-100%	26-50%	1-25%	Yes	Yes	Yes
<b>Aziziyeh</b>	76-100%	26-50%	1-25%	Yes	No info	No
<b>Baruz</b>	76-100%	26-50%	1-25%	Yes	No info	No

• 9/42 communities assessed (4 communities are shown on the next factsheet): Abla, Akhtrein, Arshaf, Aziziyeh, Baruz



### Shelter

- Independent apartment or house
- Shared apartment or house
- Unfinished apartment or house
- Tent
- Private space not for shelter
- Cave/natural shelter
- Collective public space not for shelter
- No IDPs
- No information
- Min - Max: rent paid per room (where known)

Community	Most common shelter	NDPs	IDPs	Min - Max: rent paid per room (where known)
<b>Abla</b>	Independent apartment or house	5000 - 7000 SYP	No information	
<b>Aziziyeh</b>	Independent apartment or house	10000 - 15000 SYP	No information	
<b>Akhtrein</b>	Independent apartment or house	10000 - 20000 SYP	Private space not for shelter	
<b>Baruz</b>	Independent apartment or house	15000 - 25000 SYP	No information	
<b>Arshaf</b>	Independent apartment or house	10000 - 15000 SYP	Private space not for shelter	

### Livelihoods

- Most common sources of income
- Most common strategies used to cope with lack of income / resources

Community	Most common sources of income	Most common strategies used to cope with lack of income / resources
<b>Abla</b>	Stable employment Remittances	Borrowing from family/friends
<b>Akhtrein</b>	Stable employment Sale of household assets Remittances	Adults begging Borrowing from family/friends
<b>Arshaf</b>	Stable employment Farm owning Savings	Borrowing from family/friends
<b>Aziziyeh</b>	Stable employment Support from family/friends Remittances	No info
<b>Baruz</b>	Stable employment Farm owning Business/trade	No info

### NFIs

Community	Most common electricity source	Fuel Prices (SYP)*	NFI Prices (SYP)*
<b>Abla</b>	Generator	B 7500 SYP, C NA, D 150 SYP, F 70000 SYP	NA
<b>Aziziyeh</b>	Main network	B 7500 SYP, C NA, D 150 SYP, F 75000 SYP	NA
<b>Akhtrein</b>	Generator	B 7500 SYP, C NA, D 150 SYP, F 60000 SYP	NA
<b>Baruz</b>	Generator	B 7500 SYP, C NA, D 150 SYP, F 70000 SYP	NA
<b>Arshaf</b>	Generator	B 7500 SYP, C NA, D 150 SYP, F 75000 SYP	NA

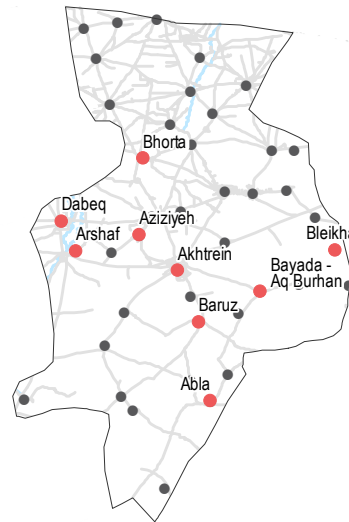
- Abla**: No lack of fuel
- Akhtrein**: No lack of fuel
- Aziziyeh**: No lack of fuel
- Arshaf**: No lack of fuel
- Baruz**: No lack of fuel

### WASH

- Most common water source**
- Water is safe to drink
  - Water tastes/smells bad
  - People sick after drinking
  - No information
- Sufficiency of available water to meet household needs**
- Sufficient
  - Insufficient
  - No information
- Most common method of garbage disposal**
- Private paid collection

- Abla**
- Closed well
  - Public free collection
- Akhtrein**
- Network
  - Public free collection
- Arshaf**
- Network
  - Private paid collection
- Aziziyeh**
- Water trucking
  - Private paid collection
- Baruz**
- Network
  - Private paid collection

9/42 communities assessed (4 communities are shown on the next factsheet): Abla, Akhtrein, Arshaf, Aziziyeh, Baruz



### Education

- Status of primary schools in village**
- Functioning
  - Not functioning
  - Not available
  - No information
- Barriers to accessing education services**
- Private paid collection

- Arshaf**
- Most children accessed education
- Aziziyeh**
- Most children accessed education
- Abla**
- Most children accessed education
- Baruz**
- Most children accessed education

- Akhtrein**
- Most children accessed education

### Health

- Most common health problems**
- Chronic diseases
  - Acute respiratory infections
- Most common barriers to accessing healthcare**
- No facilities in the area
  - Security concerns around travel
  - Lack of transportation

Community	Most common health problems	Most common barriers to accessing healthcare
Abla	Chronic diseases Acute respiratory infections	No facilities in the area Security concerns around travel Lack of transportation
Akhtrein	Chronic diseases Acute respiratory infections	No difficulties reported
Arshaf	Disabilities Acute respiratory infections	No facilities in the area Lack of transportation
Aziziyeh	Disabilities Acute respiratory infections	No facilities in the area Lack of transportation
Baruz	Severe diseases affecting those aged less than 5	No facilities in the area

### Food Security

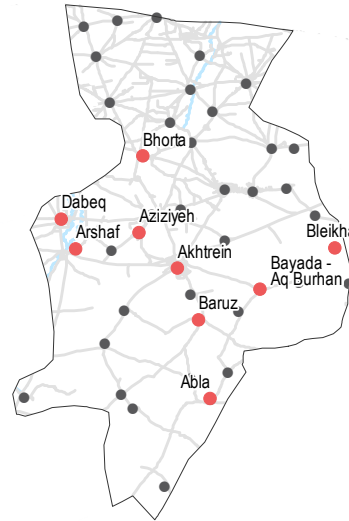
- Abla**
- Bread: no info
  - Rice: 350 SYP
  - Lentils: 350 SYP
  - Sugar: 350 SYP
  - Cooking oil: 550 SYP
- Main challenges to obtaining food**
- No challenges
  - Some foods unavailable
  - Local production decreased
  - Lack of access to markets
  - Some foods expensive
  - Lack of resources to buy food
  - Lack of access to fuel
  - Cooking fuel unavailable
  - No information
- Shops**
- No difficulties reported
  - Private bakeries unavailable
- Akhtrein**
- Bread: 100 SYP
  - Rice: 300 SYP
  - Lentils: 325 SYP
  - Sugar: 325 SYP
  - Cooking oil: 500 SYP
- Public bakeries**
- No difficulties reported
  - 1 to 10
- Arshaf**
- Bread: 100 SYP
  - Rice: 350 SYP
  - Lentils: 350 SYP
  - Sugar: 350 SYP
  - Cooking oil: 550 SYP
- Public bakeries**
- No difficulties reported
  - Private bakeries unavailable
- Aziziyeh**
- Bread: no info
  - Rice: 350 SYP
  - Lentils: 350 SYP
  - Sugar: 350 SYP
  - Cooking oil: 550 SYP
- Shops**
- No difficulties reported
  - Private bakeries unavailable
- Baruz**
- Bread: 100 SYP
  - Rice: 350 SYP
  - Lentils: 350 SYP
  - Sugar: 350 SYP
  - Cooking oil: 600 SYP
- Public bakeries**
- No difficulties reported
  - Private bakeries unavailable
- Access to bread**
- Most common source of bread
  - Most common barriers to accessing bread
  - Number of days, per month, where bread from private bakeries was unavailable

### Displacement

- % of pre-conflict population remaining
- % of population that are female
- % of female-headed households
- IDPs living in village
- New IDP arrivals
- Returnees

Sub-district	% of pre-conflict population remaining	% of population that are female	% of female-headed households	IDPs living in village	New IDP arrivals	Returnees
<b>Bayada Aq Burhan</b>	76-100%	26-50%	1-25%	Yes	Yes	Yes
<b>Bhorta</b>	76-100%	26-50%	1-25%	Yes	No info	No
<b>Bleikha</b>	76-100%	26-50%	1-25%	Yes	No info	No
<b>Dabeq</b>	76-100%	26-50%	1-25%	Yes	Yes	Yes

• 9/42 communities assessed (5 communities are shown on the previous factsheet): Bayada Aq Burhan, Bhorta, Bleikha, Dabeq



### Shelter

- Independent apartment or house
- Shared apartment or house
- Unfinished apartment or house
- Tent
- Private space not for shelter
- Cave/natural shelter
- Collective public space not for shelter
- No IDPs
- No information
- Min - Max: rent paid per room (where known)

Sub-district	NDPs	IDPs
<b>Bayada Aq Burhan</b>	No info	No info
<b>Dabeq</b>	15000 - 25000 SYP	15000 - 25000 SYP
<b>Bhorta</b>	10000 - 15000 SYP	No info
<b>Bleikha</b>	No info	No info

### Livelihoods

Most common sources of income

Most common strategies used to cope with lack of income / resources

Sub-district	Most common sources of income	Most common strategies used to cope with lack of income / resources
<b>Bayada Aq Burhan</b>	Farm owning Business/trade Remittances	Borrowing from family/friends Skipping meals
<b>Bhorta</b>	Daily employment Farm owning Business/trade	No info
<b>Bleikha</b>	Stable employment Farm owning Business/trade	Borrowing from family/friends
<b>Dabeq</b>	Stable employment Daily employment Farm owning	No info

### NFIs

Sub-district	Lightbulb icon	Generator icon	Lightbulb icon	Generator icon
<b>Bayada Aq Burhan</b>	B 7500 SYP	2000 SYP	B 7500 SYP	2000 SYP
<b>Dabeq</b>	C NA	6500 SYP	C NA	6500 SYP
	D 175 SYP	200 SYP	D 150 SYP	300 SYP
	F 75000 SYP	NA	F 75000 SYP	NA

### Bhorta

B 7500 SYP	2200 SYP
C NA	7000 SYP
D 175 SYP	300 SYP
F 75000 SYP	NA

### Bleikha

B 7500 SYP	2000 SYP
C NA	6500 SYP
D 175 SYP	300 SYP
F 75000 SYP	NA

**Bayada Aq Burhan**  
No lack of fuel

**Bhorta**  
No lack of fuel

**Bleikha**  
No lack of fuel

**Dabeq**  
No lack of fuel

- Most common electricity source
- Main network
  - Generator
  - No source
  - Solar alternative
  - Batteries
  - No information
- Fuel Prices (SYP)\*
- B** Butane (cannister)
  - C** Coal (1kg)
  - D** Diesel (1 litre)
  - F** Firewood (1 tonne)
- NFI Prices (SYP)\*
- Cement (50kg)
  - Floor mat (3\*4m)
  - Plastic tarpaulin (1m<sup>2</sup>)
  - Tent (5 persons)
- NA: not available for purchase

Most common strategies used to cope with a lack of fuel

### WASH

- Most common water source**
- Water is safe to drink
  - Water tastes/smells bad
  - People sick after drinking
  - No information
- Sufficiency of available water to meet household needs**
- Sufficient
  - Insufficient
  - No information
- Most common method of garbage disposal**
- Left in street / public area
  - Private paid collection

#### Bayada Aq Burhan

- Closed well
- Left in street / public area

#### Bhorta

- Network
- Private paid collection

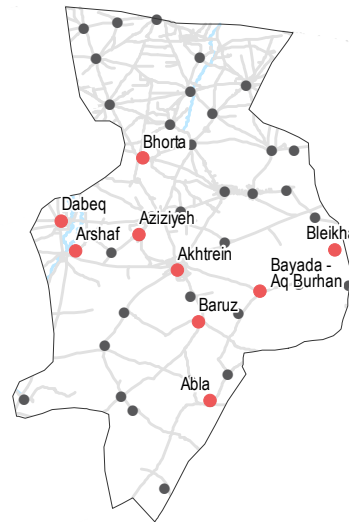
#### Bleikha

- Closed well
- Left in street / public area

#### Dabeq

- Network
- Private paid collection

• 9/42 communities assessed (5 communities are shown on the previous factsheet): Bayada Aq Burhan, Bhorta, Bleikha, Dabeq



### Education

- Status of primary schools in village**
- Functioning
  - Not functioning
  - Not available
  - No information
- Barriers to accessing education services**
- Most common barriers to accessing bread
  - Number of days, per month, where bread from private bakeries was unavailable

#### Bleikha

Most children accessed education

#### Dabeq

Most children accessed education

#### Bayada Aq Burhan

Most children accessed education

#### Bhorta

Most children accessed education

### Health

**Most common health problems**

**Most common barriers to accessing healthcare**

#### Bayada Aq Burhan

Diarrhoea  
Severe diseases affecting those aged less than 5

No facilities in the area  
Security concerns around travel  
Lack of transportation

#### Bhorta

Acute respiratory infections  
Severe diseases affecting those aged less than 5

No facilities in the area

#### Bleikha

Severe diseases affecting those aged less than 5

No facilities in the area  
Security concerns around travel  
Lack of transportation

#### Dabeq

Disabilities  
Acute respiratory infections

### Food Security

#### Bayada Aq Burhan

- Bread: no info
- Rice: 400 SYP
- Lentils: 350 SYP
- Sugar: 350 SYP
- Cooking oil: 600 SYP
- Shops
- No difficulties reported
- Private bakeries unavailable

#### Bhorta

- Bread: 100 SYP
- Rice: 400 SYP
- Lentils: 375 SYP
- Sugar: 350 SYP
- Cooking oil: 600 SYP
- Public bakeries
- No difficulties reported
- Private bakeries unavailable

#### Bleikha

- Bread: no info
- Rice: 400 SYP
- Lentils: 350 SYP
- Sugar: 350 SYP
- Cooking oil: 600 SYP
- Shops
- No difficulties reported
- Private bakeries unavailable

#### Dabeq

- Bread: 100 SYP
- Rice: 350 SYP
- Lentils: 350 SYP
- Sugar: 325 SYP
- Cooking oil: 550 SYP
- Public bakeries
- No difficulties reported
- Private bakeries unavailable

**Main challenges to obtaining food**

- No challenges
- Some foods unavailable
- Local production decreased
- Lack of access to markets
- Some foods expensive
- Lack of resources to buy food
- Lack of access to fuel
- Cooking fuel unavailable
- No information

Bread (public): 1 pack  
Rice: 1kg  
Lentils: 1kg  
Sugar: 1kg  
Cooking oil: 1 litre

**Access to bread**

- Most common source of bread

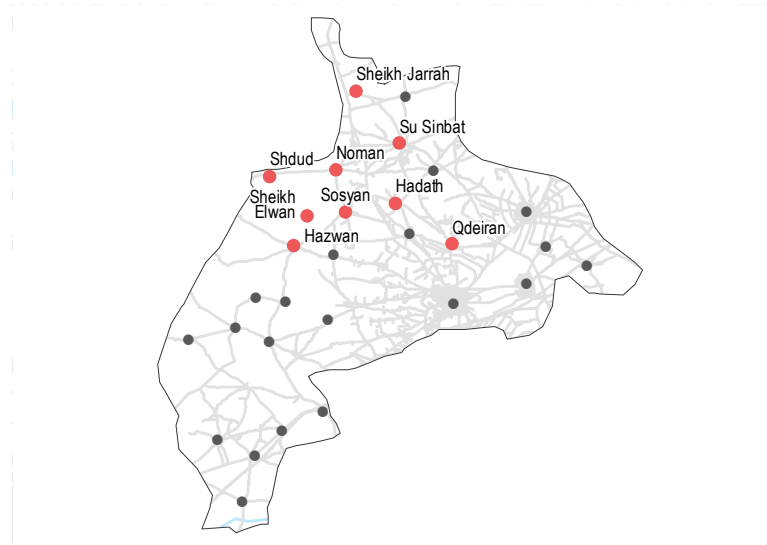
- Most common barriers to accessing bread
- Number of days, per month, where bread from private bakeries was unavailable

### Displacement

- % of pre-conflict population remaining
- % of population that are female
- % of female-headed households
- IDPs living in village
- New IDP arrivals
- Returnees

Sub-district	% of pre-conflict population remaining	% of population that are female	% of female-headed households	IDPs living in village	New IDP arrivals	Returnees
<b>Hadath</b>	76-100%	1-25%	1-25%	Yes	No	No
<b>Hazwan</b>	76-100%	1-25%	1-25%	Yes	No	No
<b>Noman</b>	76-100%	1-25%	1-25%	Yes	No	No
<b>Qdeiran</b>	76-100%	1-25%	1-25%	Yes	No	No
<b>Shdud</b>	51-75%	1-25%	1-25%	Yes	No	Yes

• 9/30 communities assessed (4 communities are shown on the next factsheet): Hadath, Hazwan, Noman, Qdeiran, Shdud



### Shelter

- Independent apartment or house
- Shared apartment or house
- Unfinished apartment or house
- Tent
- Private space not for shelter
- Cave/natural shelter
- Collective public space not for shelter
- No IDPs
- No information
- Min - Max: rent paid per room (where known)

Sub-district	Most common shelter	NDPs	IDPs
<b>Hadath</b>	Independent apartment or house	5000 - 6000 SYP	5000 - 6000 SYP
<b>Qdeiran</b>	Independent apartment or house	10000 - 15000 SYP	10000 - 15000 SYP
<b>Hazwan</b>	Independent apartment or house	5000 - 5500 SYP	5000 - 5500 SYP
<b>Shdud</b>	Independent apartment or house	3500 - 4000 SYP	3500 - 4000 SYP
<b>Noman</b>	No IDPs	5000 - 5500 SYP	5000 - 5500 SYP

### Livelihoods

- Most common sources of income
- Most common strategies used to cope with lack of income / resources

Sub-district	Most common sources of income	Most common strategies used to cope with lack of income / resources
<b>Hadath</b>	Stable employment Daily employment Farm owning	Children sent to work/beg
<b>Hazwan</b>	Stable employment Daily employment Remittances	No info
<b>Noman</b>	Daily employment Begging Farm owning	Children sent to work/beg
<b>Qdeiran</b>	Stable employment Daily employment Farm owning	Children sent to work/beg
<b>Shdud</b>	Stable employment Daily employment Farm owning	Children sent to work/beg

### NFIs

Sub-district	B	C	D	F
<b>Hadath</b>	NA	NA	225 SYP	60000 SYP
<b>Hazwan</b>	9000 SYP	NA	225 SYP	55000 SYP
<b>Noman</b>	11000 SYP	NA	190 SYP	NA
<b>Qdeiran</b>	10000 SYP	NA	200 SYP	NA
<b>Shdud</b>	11000 SYP	NA	200 SYP	NA

- Most common electricity source
- Main network
- Generator
- No source
- Solar alternative
- Batteries
- No information
- Fuel Prices (SYP)\*
- B** Butane (cannister)
- C** Coal (1kg)
- D** Diesel (1 litre)
- F** Firewood (1 tonne)
- NFI Prices (SYP)\*
- Cement (50kg)
- Floor mat (3\*4m)
- Plastic tarpaulin (1m<sup>2</sup>)
- Tent (5 persons)
- NA: not available for purchase

Sub-district	Most common strategies used to cope with a lack of fuel
<b>Hadath</b>	No lack of fuel
<b>Hazwan</b>	No lack of fuel
<b>Noman</b>	No lack of fuel
<b>Qdeiran</b>	No lack of fuel
<b>Shdud</b>	No lack of fuel

### WASH

- Most common water source**
- Water is safe to drink
  - Water tastes/smells bad
  - People sick after drinking
  - No information
- Sufficiency of available water to meet household needs**
- Sufficient
  - Insufficient
  - No information
- Most common method of garbage disposal**
- Private paid collection

#### Hadath

- Water trucking
- Private paid collection

#### Hazwan

- Water trucking
- Private paid collection

#### Noman

- Water trucking
- Private paid collection

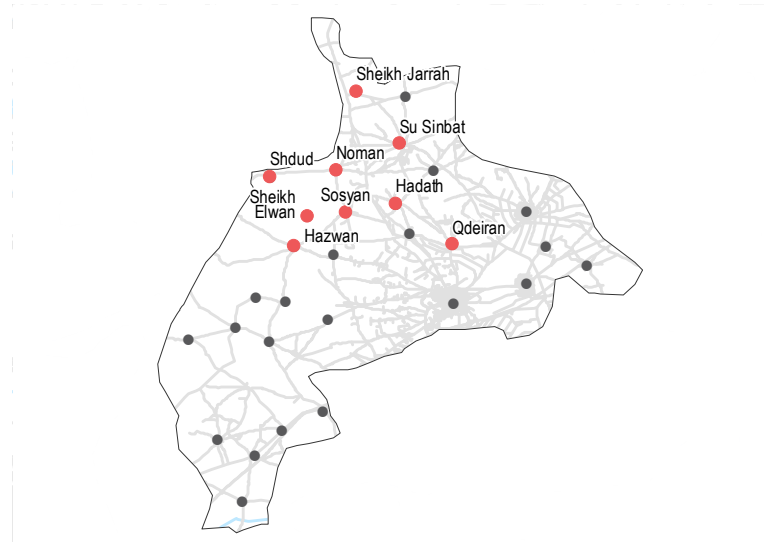
#### Qdeiran

- Water trucking
- Public free collection

#### Shdud

- Water trucking
- Private paid collection

9/30 communities assessed (4 communities are shown on the next factsheet): Hadath, Hazwan, Noman, Qdeiran, Shdud



### Education

- Status of primary schools in village**
- Functioning
  - Not functioning
  - Not available
  - No information
- Barriers to accessing education services**
- Most children accessed education

#### Noman

Most children accessed education

#### Qdeiran

Most children accessed education

#### Shdud

Most children accessed education

#### Hadath

Most children accessed education

#### Hazwan

Most children accessed education

### Health

#### Most common health problems

#### Most common barriers to accessing healthcare

#### Hadath

Maternal health issues  
Injuries  
Severe diseases affecting those aged less than 5

High cost of transportation  
Old age

#### Hazwan

Disabilities  
Maternal health issues  
Severe diseases affecting those aged less than 5

No facilities in the area  
High cost of transportation

#### Noman

Pregnancy related diseases  
Injuries  
Severe diseases affecting those aged less than 5

High cost of transportation  
Old age

#### Qdeiran

Maternal health issues  
Injuries  
Severe diseases affecting those aged less than 5

High cost of transportation  
Old age  
Disability/Injuries/Illness

#### Shdud

Maternal health issues  
Injuries  
Severe diseases affecting those aged less than 5

High cost of transportation  
Old age  
Disability/Injuries/Illness

### Food Security

#### Hadath

- Bread: no info
- Rice: 500 SYP
- Lentils: 250 SYP
- Sugar: 350 SYP
- Cooking oil: 500 SYP
- Shops
- No difficulties reported
- Private bakeries unavailable

#### Hazwan

- Bread: no info
- Rice: 500 SYP
- Lentils: 250 SYP
- Sugar: 325 SYP
- Cooking oil: 500 SYP
- Private bakeries
- No difficulties reported
- 1 to 10

#### Noman

- Bread: no info
- Rice: 500 SYP
- Lentils: 250 SYP
- Sugar: 330 SYP
- Cooking oil: 550 SYP
- Shops
- No difficulties reported
- Private bakeries unavailable

#### Qdeiran

- Bread: no info
- Rice: 325 SYP
- Lentils: 350 SYP
- Sugar: 315 SYP
- Cooking oil: 600 SYP
- Shops
- No difficulties reported
- Private bakeries unavailable

#### Shdud

- Bread: no info
- Rice: 500 SYP
- Lentils: 300 SYP
- Sugar: 350 SYP
- Cooking oil: 500 SYP
- Private bakeries
- No difficulties reported
- 0

#### Main challenges to obtaining food

- No challenges
- Some foods unavailable
- Local production decreased
- Lack of access to markets
- Some foods expensive
- Lack of resources to buy food
- Lack of access to fuel
- Cooking fuel unavailable
- No information

Bread (public): 1 pack  
Rice: 1kg  
Lentils: 1kg  
Sugar: 1kg  
Cooking oil: 1 litre

#### Access to bread

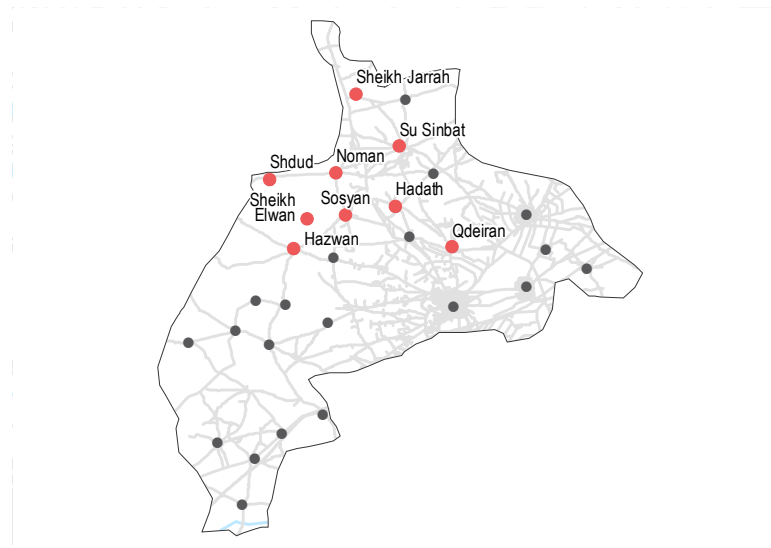
- Most common source of bread
- Most common barriers to accessing bread
- Number of days, per month, where bread from private bakeries was unavailable

### Displacement

- % of pre-conflict population remaining
- % of population that are female
- % of female-headed households
- IDPs living in village
- New IDP arrivals
- Returnees

Community	% of pre-conflict population remaining	% of population that are female	% of female-headed households	IDPs living in village	New IDP arrivals	Returnees
<b>Sheikh Elwan</b>	76-100%	1-25%	1-25%	Yes	No	No
<b>Sheikh Jarrah</b>	76-100%	1-25%	1-25%	Yes	No	No
<b>Sosyan</b>	51-75%	1-25%	1-25%	Yes	No	No
<b>Su Sinbat</b>	26-50%	1-25%	1-25%	Yes	No	No

• 9/30 communities assessed (5 communities are shown on the previous factsheet): Sheikh Elwan, Sheikh Jarrah, Sosyan, Su Sinbat



### Shelter

- Independent apartment or house
- Shared apartment or house
- Unfinished apartment or house
- Tent
- Private space not for shelter
- Cave/natural shelter
- Collective public space not for shelter
- No IDPs
- No information
- Min - Max: rent paid per room (where known)

Community	Most common shelter	NDPs	IDPs	Min - Max: rent paid per room (where known)
<b>Sheikh Elwan</b>	Green house	Blue house	Blue house	5000 - 5500 SYP
<b>Sheikh Jarrah</b>	Green house	Green house	Green house	5000 - 6000 SYP
<b>Sosyan</b>	Green house	Green house	Green house	15000 - 20000 SYP
<b>Su Sinbat</b>	Green house	Blue house	Blue house	3000 - 3500 SYP

### Livelihoods

- Most common sources of income
- Most common strategies used to cope with lack of income / resources

Community	Most common sources of income	Most common strategies used to cope with lack of income / resources
<b>Sheikh Elwan</b>	Daily employment Begging Farm owning	Children sent to work/beg
<b>Sheikh Jarrah</b>	Daily employment Farm owning Remittances	Children sent to work/beg
<b>Sosyan</b>	Stable employment Daily employment Remittances	Children sent to work/beg Skipping meals
<b>Su Sinbat</b>	Stable employment Daily employment Farm owning	Children sent to work/beg

### NFIs

Community	B	C	D	F
<b>Sheikh Elwan</b>	10500 SYP	NA	200 SYP	NA
<b>Su Sinbat</b>	7500 SYP	NA	225 SYP	NA
<b>Sheikh Jarrah</b>	NA	NA	220 SYP	NA
<b>Sosyan</b>	12000 SYP	NA	225 SYP	NA

- Most common electricity source
- Main network
- Generator
- No source
- Solar alternative
- Batteries
- No information
- Fuel Prices (SYP)\*
- B** Butane (cannister)
- C** Coal (1kg)
- D** Diesel (1 litre)
- F** Firewood (1 tonne)
- NFI Prices (SYP)\*
- Cement (50kg)
- Floor mat (3\*4m)
- Plastic tarpaulin (1m<sup>2</sup>)
- Tent (5 persons)
- NA: not available for purchase

Community	Most common strategies used to cope with a lack of fuel
<b>Sheikh Elwan</b>	No lack of fuel
<b>Sheikh Jarrah</b>	No lack of fuel
<b>Sosyan</b>	No lack of fuel
<b>Su Sinbat</b>	No lack of fuel

### WASH

- Most common water source**
- Water is safe to drink
  - Water tastes/smells bad
  - People sick after drinking
  - No information
- Sufficiency of available water to meet household needs**
- Sufficient
  - Insufficient
  - No information
- Most common method of garbage disposal**
- Private paid collection

#### Sheikh Elwan

- Water trucking
- Public free collection

#### Sheikh Jarrah

- Water trucking
- Private paid collection

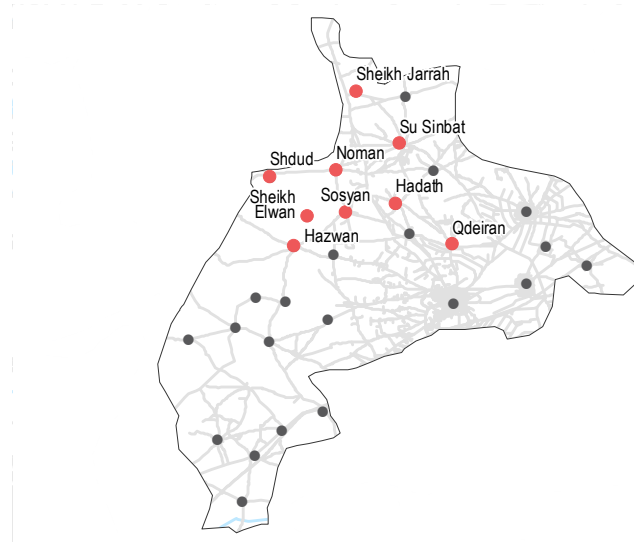
#### Sosyan

- Network
- Private paid collection

#### Su Sinbat

- Water trucking
- Private paid collection

• 9/30 communities assessed (5 communities are shown on the previous factsheet): Sheikh Elwan, Sheikh Jarrah, Sosyan, Su Sinbat



### Education

- Status of primary schools in village**
- Functioning
  - Not functioning
  - Not available
  - No information
- Barriers to accessing education services**
- Services are too far
  - Most children accessed education

**Sosyan**  
Services are too far

**Su Sinbat**  
Most children accessed education

**Sheikh Elwan**  
Most children accessed education

**Sheikh Jarrah**  
Most children accessed education

### Health

- Most common health problems
- Most common barriers to accessing healthcare

Community	Most common health problems	Most common barriers to accessing healthcare
Sheikh Elwan	Chronic diseases Severe diseases affecting those aged less than 5	High cost of transportation Old age
Sheikh Jarrah	Chronic diseases Pregnancy related diseases Severe diseases affecting those aged less than 5	No facilities in the area High cost of transportation Disability/Injuries/Illness
Sosyan	Disabilities	No difficulties reported
Su Sinbat	Disabilities Severe diseases affecting those aged less than 5	High cost of transportation

### Food Security

#### Sheikh Elwan

- Bread: no info
- Rice: 450 SYP
- Lentils: 300 SYP
- Sugar: 325 SYP
- Cooking oil: 550 SYP
- Shops
- No difficulties reported
- Private bakeries unavailable

#### Sheikh Jarrah

- Bread: no info
- Rice: 500 SYP
- Lentils: 325 SYP
- Sugar: 325 SYP
- Cooking oil: 500 SYP
- Shops
- No difficulties reported
- Private bakeries unavailable

#### Sosyan

- Bread: no info
- Rice: 500 SYP
- Lentils: 200 SYP
- Sugar: 350 SYP
- Cooking oil: 500 SYP
- Private bakeries
- No difficulties reported
- 1 to 10

#### Su Sinbat

- Bread: no info
- Rice: 500 SYP
- Lentils: 350 SYP
- Sugar: 320 SYP
- Cooking oil: 550 SYP
- Shops
- No difficulties reported
- Private bakeries unavailable

#### Main challenges to obtaining food

- No challenges
- Some foods unavailable
- Local production decreased
- Lack of access to markets
- Some foods expensive
- Lack of resources to buy food
- Lack of access to fuel
- Cooking fuel unavailable
- No information

Bread (public): 1 pack  
Rice: 1kg  
Lentils: 1kg  
Sugar: 1kg  
Cooking oil: 1 litre

Access to bread  
Most common source of bread

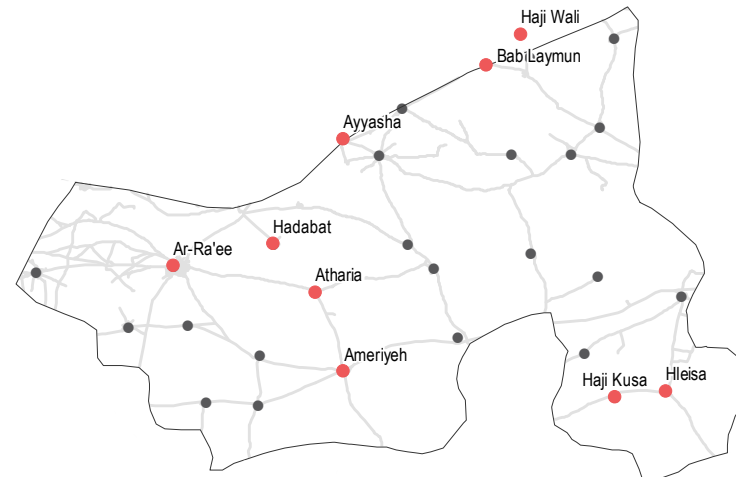
Most common barriers to accessing bread  
Number of days, per month, where bread from private bakeries was unavailable

### Displacement

- % of pre-conflict population remaining
- % of population that are female
- % of female-headed households
- IDPs living in village
- New IDP arrivals
- Returnees

Community	% of pre-conflict population remaining	% of population that are female	% of female-headed households	IDPs living in village	New IDP arrivals	Returnees
<b>Ameriyeh</b>	76-100%	51-75%	1-25%	Yes	Yes	No
<b>Ar Ra'ee</b>	26-50%	51-75%	1-25%	Yes	No	No
<b>Atharia</b>	76-100%	51-75%	1-25%	Yes	No	No
<b>Ayyasha</b>	76-100%	51-75%	1-25%	Yes	No	No
<b>Bab Laymun</b>	76-100%	51-75%	1-25%	Yes	No	No

• 9/29 communities assessed (4 communities are shown on the next factsheet): Ameriyeh, Ar Ra'ee, Atharia, Ayyasha, Bab Laymun



### Shelter

- Independent apartment or house
- Shared apartment or house
- Unfinished apartment or house
- Tent
- Private space not for shelter
- Cave/natural shelter
- Collective public space not for shelter
- No IDPs
- No information
- Min - Max: rent paid per room (where known)

Community	NDPs	IDPs
<b>Ameriyeh</b>		
<b>Ayyasha</b>		
<b>Ar Ra'ee</b>		
<b>Bab Laymun</b>		
<b>Atharia</b>		

### Livelihoods

Most common sources of income

Most common strategies used to cope with lack of income / resources

Community	Most common sources of income	Most common strategies used to cope with lack of income / resources
<b>Ameriyeh</b>	Farm owning Business/trade	Borrowing from family/friends Selling household assets Reducing meal size
<b>Ar Ra'ee</b>	Stable employment Business/trade	Borrowing from family/friends Reducing meal size
<b>Atharia</b>	Farm owning Business/trade Savings	Borrowing from family/friends
<b>Ayyasha</b>	Farm owning Business/trade Remittances	No info
<b>Bab Laymun</b>	Farm owning Business/trade Remittances	Borrowing from family/friends Skipping meals

### NFIs

Community	Lightbulb	Generator	NA	Lightbulb	Generator	NA
<b>Ameriyeh</b>	B 9500 SYP	2000 SYP	C 50 SYP	B 10500 SYP	NA	C NA
<b>Ayyasha</b>	D 185 SYP	1000 SYP	F 60000 SYP	D 215 SYP	NA	F 70000 SYP
<b>Ar Ra'ee</b>	B 9000 SYP	1900 SYP	C 50 SYP	B 10000 SYP	1900 SYP	C NA
<b>Atharia</b>	D 175 SYP	900 SYP	F 58000 SYP	D 190 SYP	NA	F 66000 SYP
<b>Bab Laymun</b>	B 10300 SYP	NA	C NA	D 210 SYP	NA	F 63000 SYP

- Most common electricity source
- Main network
  - Generator
  - No source
  - Solar alternative
  - Batteries
  - No information
- Fuel Prices (SYP)\*
- B** Butane (cannister)
  - C** Coal (1kg)
  - D** Diesel (1 litre)
  - F** Firewood (1 tonne)
- NFI Prices (SYP)\*
- Cement (50kg)
  - Floor mat (3\*4m)
  - Plastic tarpaulin (1m<sup>2</sup>)
  - Tent (5 persons)
- NA: not available for purchase

**Ameriyeh**  
No lack of fuel

**Ar Ra'ee**  
No lack of fuel

**Atharia**  
No lack of fuel

**Ayyasha**  
No lack of fuel

**Bab Laymun**  
No lack of fuel

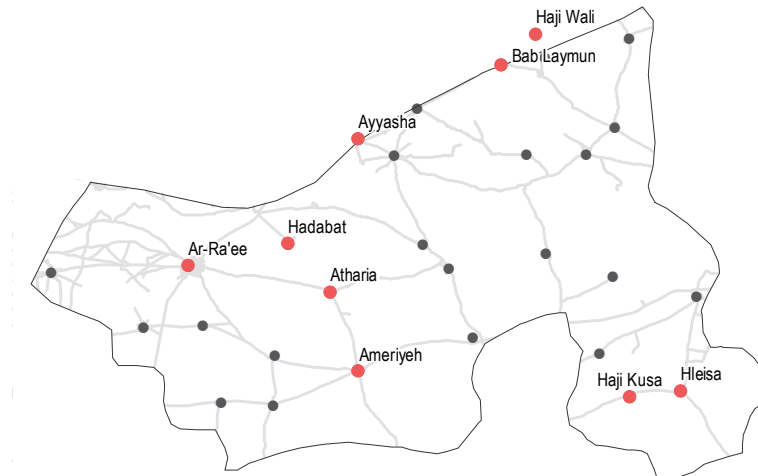
Most common strategies used to cope with a lack of fuel

### WASH

- Most common water source**
- Water is safe to drink
  - Water tastes/smells bad
  - People sick after drinking
  - No information
- Sufficiency of available water to meet household needs**
- Sufficient
  - Insufficient
  - No information
- Most common method of garbage disposal**
- Disposed at designated site
  - Private paid collection

- Ameriyeh**
- Closed well
  - Disposed at designated site
- Ar Ra'ee**
- Network
  - Public free collection
- Atharia**
- Network
  - Disposed at designated site
- Ayyasha**
- Network
  - Private paid collection
- Bab Laymun**
- Network
  - Private paid collection

9/29 communities assessed (4 communities are shown on the next factsheet): Ameriyeh, Ar Ra'ee, Atharia, Ayyasha, Bab Laymun



### Education

- Status of primary schools in village**
- Functioning
  - Not functioning
  - Not available
  - No information
- Barriers to accessing education services**

- Atharia**
- Lack of teaching staff
  - Services are too far
- Ayyasha**
- Services are too far
- Bab Laymun**
- Lack of teaching staff
  - Lack of school supplies

- Ameriyeh**
- Lack of teaching staff
  - Lack of school supplies
  - No spaces available
- Ar Ra'ee**
- Most children accessed education

### Health

- Most common health problems**
- Most common barriers to accessing healthcare**

Community	Most common health problems	Most common barriers to accessing healthcare
Ameriyeh	Chronic diseases Acute respiratory infections Severe diseases affecting those aged less than 5	No facilities in the area High cost of transportation Disability/Injuries/Illness
Ar Ra'ee	Pregnancy related diseases Acute respiratory infections Severe diseases affecting those aged less than 5	No difficulties reported
Atharia	Pregnancy related diseases Acute respiratory infections Severe diseases affecting those aged less than 5	No facilities in the area
Ayyasha	Acute respiratory infections Severe diseases affecting those aged less than 5	No facilities in the area High cost of transportation
Bab Laymun	Diarrhoea Acute respiratory infections Severe diseases affecting those aged less than 5	No facilities in the area High cost of transportation

### Food Security

- Ameriyeh**
- Bread: no info
  - Rice: 500 SYP
  - Lentils: 350 SYP
  - Sugar: 375 SYP
  - Cooking oil: 450 SYP
- Shops**
- Flour too expensive
  - Private bakeries unavailable
- Ar Ra'ee**
- Bread: 100 SYP
  - Rice: 400 SYP
  - Lentils: 350 SYP
  - Sugar: 350 SYP
  - Cooking oil: 450 SYP
- Shops**
- Public bakeries
  - No difficulties reported
  - Private bakeries unavailable
- Atharia**
- Bread: no info
  - Rice: 525 SYP
  - Lentils: 350 SYP
  - Sugar: 400 SYP
  - Cooking oil: 500 SYP
- Shops**
- No difficulties reported
  - Private bakeries unavailable
- Ayyasha**
- Bread: no info
  - Rice: 450 SYP
  - Lentils: 375 SYP
  - Sugar: 375 SYP
  - Cooking oil: 500 SYP
- Shops**
- No difficulties reported
  - Private bakeries unavailable
- Bab Laymun**
- Bread: 100 SYP
  - Rice: 450 SYP
  - Lentils: 350 SYP
  - Sugar: 380 SYP
  - Cooking oil: 450 SYP
- Shops**
- No difficulties reported
  - Private bakeries unavailable

Main challenges to obtaining food

- No challenges
- Some foods unavailable
- Local production decreased
- Lack of access to markets
- Some foods expensive
- Lack of resources to buy food
- Lack of access to fuel
- Cooking fuel unavailable
- No information

Bread (public): 1 pack  
Rice: 1kg  
Lentils: 1kg  
Sugar: 1kg  
Cooking oil: 1 litre

Access to bread

- Most common source of bread

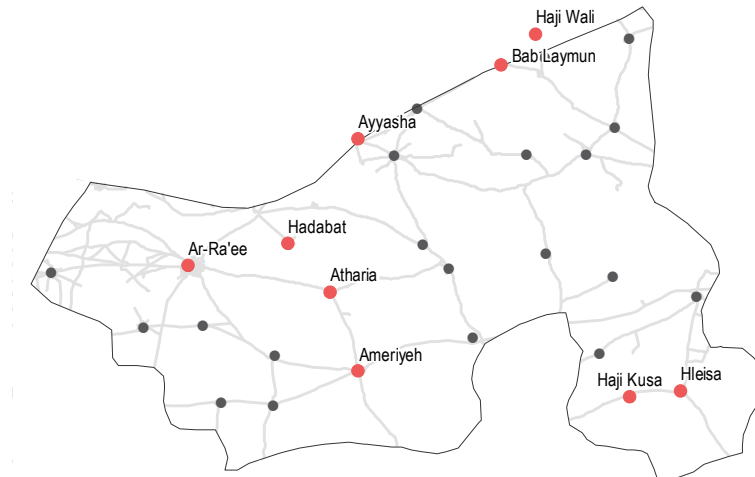
- Most common barriers to accessing bread
- Number of days, per month, where bread from private bakeries was unavailable

### Displacement

- % of pre-conflict population remaining
- % of population that are female
- % of female-headed households
- IDPs living in village
- New IDP arrivals
- Returnees

Community	% of pre-conflict population remaining	% of population that are female	% of female-headed households	IDPs living in village	New IDP arrivals	Returnees
<b>Hadabat</b>	76-100%	51-75%	1-25%	Yes	No	No
<b>Haji Kusa</b>	76-100%	51-75%	1-25%	Yes	No	No
<b>Haji Wali</b>	76-100%	51-75%	1-25%	Yes	No	No
<b>Hleisa</b>	51-75%	51-75%	1-25%	Yes	No	No

• 9/29 communities assessed (5 communities are shown on the previous factsheet): Hadabat, Haji Kusa, Haji Wali, Hleisa



### Shelter

- Independent apartment or house
- Shared apartment or house
- Unfinished apartment or house
- Tent
- Private space not for shelter
- Cave/natural shelter
- Collective public space not for shelter
- No IDPs
- No information
- Min - Max: rent paid per room (where known)

Community	Most common shelter	NDPs	IDPs
<b>Hadabat</b>	Independent apartment or house	9500 - 10000 SYP	
<b>Haji Kusa</b>	Independent apartment or house	12000 - 12500 SYP	
<b>Haji Wali</b>	No IDPs	No info	
<b>Hleisa</b>	Independent apartment or house	12500 - 13000 SYP	

### Livelihoods

- Most common sources of income
- Most common strategies used to cope with lack of income / resources

Community	Most common sources of income	Most common strategies used to cope with lack of income / resources
<b>Hadabat</b>	Farm owning Remittances Savings	Borrowing from family/friends
<b>Haji Kusa</b>	Farm owning Business/trade Remittances	Borrowing from family/friends Skipping meals
<b>Haji Wali</b>	Farm owning Business/trade Remittances	Borrowing from family/friends
<b>Hleisa</b>	Farm owning Business/trade Remittances	Borrowing from family/friends Reducing meal size

### NFIs

Community	Lightbulb	Generator	NA	NA	NA
<b>Hadabat</b>	B 11000 SYP	2000 SYP	C NA	D 200 SYP	F 70000 SYP
<b>Hleisa</b>	B 11000 SYP	2000 SYP	C NA	D 200 SYP	F 57000 SYP

### Haji Kusa

<b>B</b> 11000 SYP	2200 SYP
<b>C</b> NA	NA
<b>D</b> 200 SYP	NA
<b>F</b> 57000 SYP	NA

### Haji Wali

<b>B</b> 10500 SYP	NA
<b>C</b> NA	NA
<b>D</b> 210 SYP	NA
<b>F</b> NA	NA

**Hadabat**  
No lack of fuel

**Haji Kusa**  
No lack of fuel

**Haji Wali**  
No lack of fuel

- Most common electricity source
- Main network
  - Generator
  - No source
  - Solar alternative
  - Batteries
  - No information
- Fuel Prices (SYP)\*
- B** Butane (cannister)
  - C** Coal (1kg)
  - D** Diesel (1 litre)
  - F** Firewood (1 tonne)
- NFI Prices (SYP)\*
- Cement (50kg)
  - Floor mat (3\*4m)
  - Plastic tarpaulin (1m<sup>2</sup>)
  - Tent (5 persons)
- NA: not available for purchase

**Hleisa**  
No lack of fuel

### WASH

- Most common water source**
- Status of water source**
- Water is safe to drink
  - Water tastes/smells bad
  - People sick after drinking
  - No information
- Sufficiency of available water to meet household needs**
- Sufficient
  - Insufficient
  - No information
- Most common method of garbage disposal**
- Disposed at designated site

#### Hadabat

- Network
- Disposed at designated site

#### Haji Kusa

- Water trucking
- Disposed at designated site

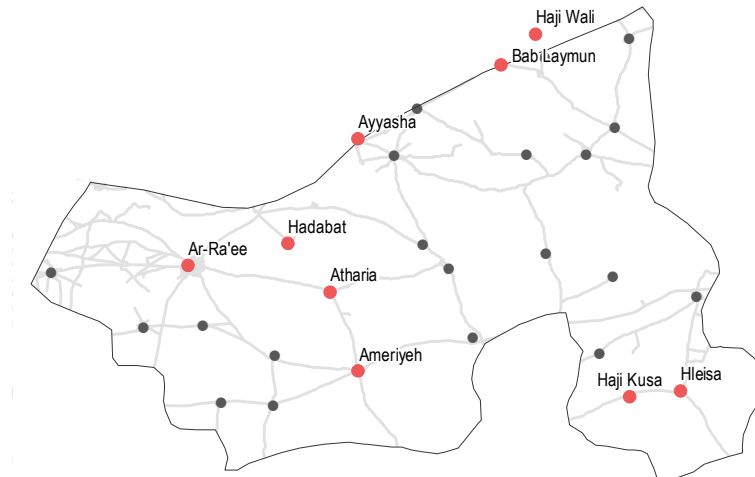
#### Haji Wali

- Closed well
- Disposed at designated site

#### Hleisa

- Network
- Disposed at designated site

• 9/29 communities assessed (5 communities are shown on the previous factsheet): Hadabat, Haji Kusa, Haji Wali, Hleisa



### Education

- Status of primary schools in village**
- Functioning
  - Not functioning
  - Not available
  - No information
- Barriers to accessing education services**
- Lack of teaching staff
  - Lack of school supplies

#### Haji Wali

Most children accessed education

#### Hleisa

Most children accessed education

#### Hadabat

Lack of teaching staff  
Lack of school supplies

#### Haji Kusa

Most children accessed education

### Health

#### Most common health problems

#### Most common barriers to accessing healthcare

#### Hadabat

Chronic diseases  
Acute respiratory infections  
Severe diseases affecting those aged less than 5

No facilities in the area  
High cost of transportation

#### Haji Kusa

Pregnancy related diseases  
Acute respiratory infections  
Severe diseases affecting those aged less than 5

No facilities in the area

#### Haji Wali

Chronic diseases  
Acute respiratory infections  
Severe diseases affecting those aged less than 5

No facilities in the area  
High cost of transportation

#### Hleisa

Maternal health issues  
Acute respiratory infections  
Severe diseases affecting those aged less than 5

No facilities in the area  
High cost of transportation

### Food Security

#### Hadabat

- Shops
  - No difficulties reported
  - Private bakeries unavailable
- Bread: no info  
Rice: 500 SYP  
Lentils: 400 SYP  
Sugar: 400 SYP  
Cooking oil: 500 SYP

#### Haji Kusa

- Public bakeries
  - No difficulties reported
  - Private bakeries unavailable
- Bread: 100 SYP  
Rice: 400 SYP  
Lentils: 350 SYP  
Sugar: 350 SYP  
Cooking oil: 450 SYP

#### Haji Wali

- Shops
  - No difficulties reported
  - Private bakeries unavailable
- Bread: no info  
Rice: 500 SYP  
Lentils: 350 SYP  
Sugar: 400 SYP  
Cooking oil: 500 SYP

#### Hleisa

- Shops
  - No difficulties reported
  - Private bakeries unavailable
- Bread: no info  
Rice: 500 SYP  
Lentils: 400 SYP  
Sugar: 350 SYP  
Cooking oil: 450 SYP

#### Main challenges to obtaining food

- No challenges
- Some foods unavailable
- Local production decreased
- Lack of access to markets
- Some foods expensive
- Lack of resources to buy food
- Lack of access to fuel
- Cooking fuel unavailable
- No information

Bread (public): 1 pack  
Rice: 1kg  
Lentils: 1kg  
Sugar: 1kg  
Cooking oil: 1 litre

#### Access to bread

- Most common source of bread
- Most common barriers to accessing bread
- Number of days, per month, where bread from private bakeries was unavailable

# As-Safira, Aleppo Governorate

# March 2018

## Displacement

- % of pre-conflict population remaining
- % of population that are female
- % of female-headed households
- IDPs living in village
- New IDP arrivals
- Returnees

### As Safira

- 51-75%
- 51-75%
- 26-50%
- Yes
- No info
- No

• 1/42 community assessed : As Safira



## Shelter

- Independent apartment or house
  - Shared apartment or house
  - Unfinished apartment or house
  - Tent
  - Private space not for shelter
  - Cave/natural shelter
  - Collective public space not for shelter
  - No IDPs
  - No information
- Min - Max: rent paid per room (where known)

### As Safira

- NDPs
- IDPs
- No info

## Livelihoods

Most common sources of income

As Safira

- High risk/illegal work
- Sale of household assets
- Begging

Most common strategies used to cope with lack of income / resources

No info

## NFIs

As Safira

- B** NA NA
- C** NA NA
- D** NA NA
- F** NA NA

Most common electricity source

- Main network
- Generator
- No source
- Solar alternative
- Batteries
- No information

Fuel Prices (SYP)\*

- B** Butane (cannister)
- C** Coal (1kg)
- D** Diesel (1 litre)
- F** Firewood (1 tonne)

NFI Prices (SYP)\*

- Cement (50kg)
- Floor mat (3\*4m)
- Plastic tarpaulin (1m<sup>2</sup>)
- Tent (5 persons)

NA: not available for purchase

As Safira

- Burning furniture in use
- Burning clothes
- Burning plastics

Most common strategies used to cope with a lack of fuel

# As-Safira, Aleppo Governorate

# March 2018

## WASH

- Most common water source
- Status of water source
  - Water is safe to drink
  - Water tastes/smells bad
  - People sick after drinking
  - No information
- Sufficiency of available water to meet household needs
  - Sufficient
  - Insufficient
  - No information
- Most common method of garbage disposal

### As Safira

- Water trucking
- Buried / burned

• 1/42 community assessed : As Safira



## Food Security

### As Safira

- Bread: no info
- Rice: no info
- Lentils: no info
- Sugar: no info
- Cooking oil: no info
- Private bakeries
- Flour too expensive
- 1 to 10

### Main challenges to obtaining food

- No challenges
- Some foods unavailable
- Local production decreased
- Lack of access to markets
- Some foods expensive
- Lack of resources to buy food
- Lack of access to fuel
- Cooking fuel unavailable
- No information

Bread (public): 1 pack  
 Rice: 1kg  
 Lentils: 1kg  
 Sugar: 1kg  
 Cooking oil: 1 litre

### Access to bread

- Most common source of bread
- Most common barriers to accessing bread
- Number of days, per month, where bread from private bakeries was unavailable

## Education

- Status of primary schools in village
  - Functioning
  - Not functioning
  - Not available
  - No information
- Barriers to accessing education services

### As Safira

- Some facilities destroyed
- Lack of teaching staff
- Lack of school supplies

## Health

### Most common health problems

- Disabilities
- Maternal health issues
- Malnutrition

### Most common barriers to accessing healthcare

- No facilities in the area
- Disability/Injuries/Illness

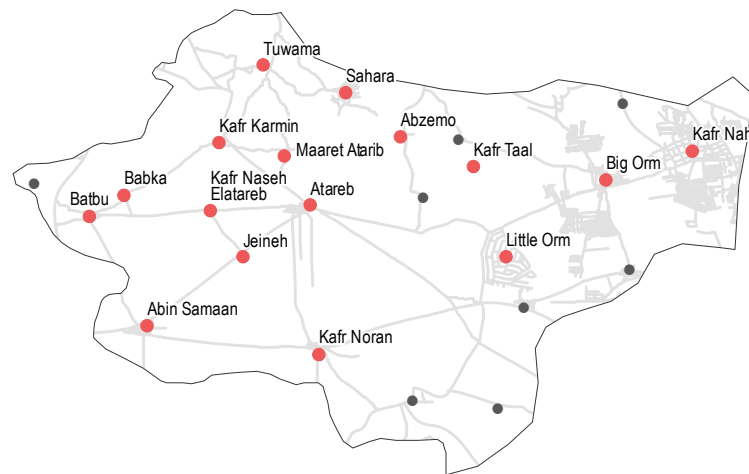
As Safira

### Displacement

- % of pre-conflict population remaining
- % of population that are female
- % of female-headed households
- IDPs living in village
- New IDP arrivals
- Returnees

Community	% of pre-conflict population remaining	% of population that are female	% of female-headed households	IDPs living in village	New IDP arrivals	Returnees
<b>Abin Samaan</b>	76-100%	26-50%	1-25%	Yes	Yes	No
<b>Abzemo</b>	76-100%	51-75%	1-25%	Yes	Yes	No
<b>Atareb</b>	76-100%	51-75%	1-25%	Yes	No	No
<b>Babka</b>	76-100%	51-75%	1-25%	Yes	No	No

• 16/24 communities assessed (12 communities are shown on the next three factsheets): Abin Samaan, Abzemo, Atareb, Babka



### NFIs

Community	Lightbulb (SYP)	Generator (SYP)	Lightbulb (SYP)	Generator (SYP)
<b>Abin Samaan</b>	B 15000 SYP	1800 SYP	B 10000 SYP	1700 SYP
<b>Abzemo</b>	C 55 SYP	9000 SYP	C 60 SYP	3500 SYP
<b>Atareb</b>	D 400 SYP	300 SYP	D 450 SYP	NA
<b>Babka</b>	F 75000 SYP	125000 SYP	F 75000 SYP	NA

- Most common electricity source
- Main network
  - Generator
  - No source
  - Solar alternative
  - Batteries
  - No information

Fuel Prices (SYP)\*

<b>B</b>	Butane (cannister)
<b>C</b>	Coal (1kg)
<b>D</b>	Diesel (1 litre)
<b>F</b>	Firewood (1 tonne)

NFI Prices (SYP)\*

	Cement (50kg)
	Floor mat (3*4m)
	Plastic tarpaulin (1m <sup>2</sup> )
	Tent (5 persons)

NA: not available for purchase

### Shelter

- Most common shelter
- Independent apartment or house
  - Shared apartment or house
  - Unfinished apartment or house
  - Tent
  - Private space not for shelter
  - Cave/natural shelter
  - Collective public space not for shelter
  - No IDPs
  - No information
- Min - Max: rent paid per room (where known)

Community	NDPs	IDPs
<b>Abin Samaan</b>		
	8000 - 9000 SYP	
<b>Babka</b>		
	10000 - 12500 SYP	
<b>Abzemo</b>		
	10000 - 15000 SYP	
<b>Atareb</b>		
	10000 - 15000 SYP	

### Livelihoods

Most common sources of income

Most common strategies used to cope with lack of income / resources

Community	Most common sources of income	Most common strategies used to cope with lack of income / resources
<b>Abin Samaan</b>	Daily employment High risk/illegal work	Borrowing from family/friends High risk/illegal work Skipping meals
<b>Abzemo</b>	Daily employment Farm owning Business/trade	Children sent to work/beg Borrowing from family/friends
<b>Atareb</b>	Daily employment Farm owning Business/trade	Children sent to work/beg Borrowing from family/friends
<b>Babka</b>	Daily employment Farm owning Business/trade	Children sent to work/beg Borrowing from family/friends

**Atareb**

<b>B</b>	11000 SYP		1700 SYP
<b>C</b>	50 SYP		3000 SYP
<b>D</b>	450 SYP		750 SYP
<b>F</b>	65000 SYP		NA

**Abin Samaan**

Cutting trees  
Burning furniture not in use  
Burning plastics

**Abzemo**

Burning productive assets  
Burning plastics  
Burning waste

**Atareb**

Burning productive assets  
Burning plastics  
Burning waste

**Babka**

Burning productive assets  
Burning plastics  
Burning waste

### WASH

**Most common water source**

**Status of water source**

- Water is safe to drink
- Water tastes/smells bad
- People sick after drinking
- No information

**Sufficiency of available water to meet household needs**

- Sufficient
- Insufficient
- No information

**Most common method of garbage disposal**

#### Abin Samaan

- Water trucking
- Private paid collection

#### Abzemo

- Water trucking
- Public free collection

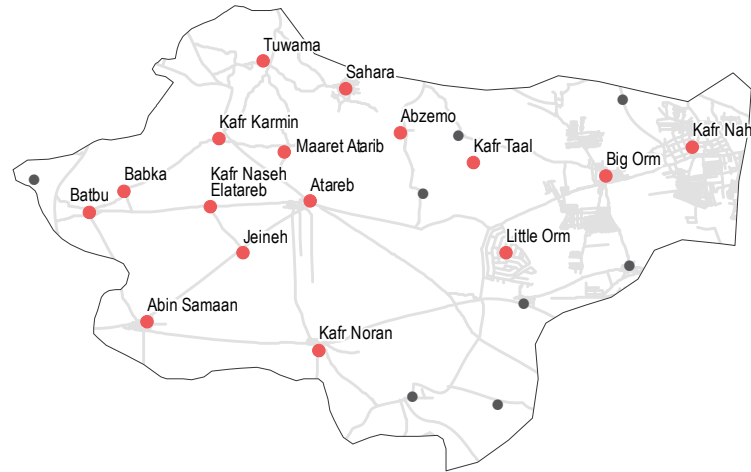
#### Atareb

- Network
- Private paid collection

#### Babka

- Network
- Private paid collection

16/24 communities assessed (12 communities are shown on the next three factsheets): Abin Samaan, Abzemo, Atareb, Babka



### Food Security

#### Abin Samaan

- Bread: no info
- Rice: 450 SYP
- Lentils: 500 SYP
- Sugar: 325 SYP
- Cooking oil: 600 SYP
- Shops
- No difficulties reported
- Private bakeries unavailable

#### Abzemo

- Bread: no info
- Rice: 450 SYP
- Lentils: 350 SYP
- Sugar: 350 SYP
- Cooking oil: 500 SYP
- Private bakeries
- No difficulties reported
- 0

#### Atareb

- Bread: 150 SYP
- Rice: 450 SYP
- Lentils: 350 SYP
- Sugar: 350 SYP
- Cooking oil: 500 SYP
- Public bakeries
- No difficulties reported
- 0

#### Babka

- Bread: no info
- Rice: 450 SYP
- Lentils: 350 SYP
- Sugar: 350 SYP
- Cooking oil: 500 SYP
- Shops
- No difficulties reported
- Private bakeries unavailable

#### Main challenges to obtaining food

- No challenges
- Some foods unavailable
- Local production decreased
- Lack of access to markets
- Some foods expensive
- Lack of resources to buy food
- Lack of access to fuel
- Cooking fuel unavailable
- No information

Bread (public): 1 pack  
 Rice: 1kg  
 Lentils: 1kg  
 Sugar: 1kg  
 Cooking oil: 1 litre

Access to bread

- Most common source of bread

- Most common barriers to accessing bread
- Number of days, per month, where bread from private bakeries was unavailable

### Education

**Status of primary schools in village**

- Functioning
- Not functioning
- Not available
- No information

**Barriers to accessing education services**

#### Atareb

Most children accessed education

#### Babka

Most children accessed education

#### Abin Samaan

Most children accessed education

#### Abzemo

Most children accessed education

### Health

#### Most common health problems

#### Most common barriers to accessing healthcare

#### Abin Samaan

Chronic diseases  
 Maternal health issues  
 Severe diseases affecting those aged less than 5

No difficulties reported

#### Abzemo

Skin diseases  
 Pregnancy related diseases  
 Severe diseases affecting those aged less than 5

No difficulties reported

#### Atareb

Pregnancy related diseases  
 Maternal health issues  
 Severe diseases affecting those aged less than 5

No difficulties reported

#### Babka

Diarrhoea  
 Pregnancy related diseases  
 Severe diseases affecting those aged less than 5

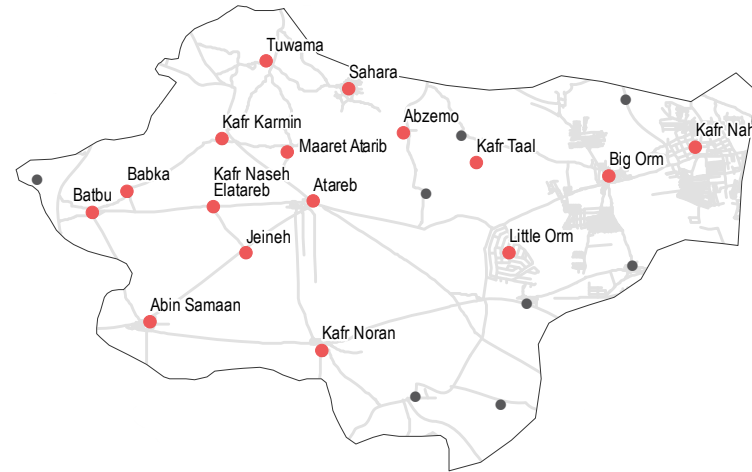
No difficulties reported

### Displacement

- % of pre-conflict population remaining
- % of population that are female
- % of female-headed households
- IDPs living in village
- New IDP arrivals
- Returnees

Community	% of pre-conflict population remaining	% of population that are female	% of female-headed households	IDPs living in village	New IDP arrivals	Returnees
<b>Batbu</b>	76-100%	51-75%	1-25%	Yes	Yes	No
<b>Big Orm</b>	76-100%	51-75%	1-25%	Yes	Yes	No
<b>Jeineh</b>	76-100%	51-75%	1-25%	Yes	Yes	No
<b>Kafr Karmin</b>	76-100%	51-75%	1-25%	Yes	No	No

• 16/24 communities assessed (4 communities are shown on the previous factsheet, 8 communities are shown on the next two factsheets): Batbu, Big Orm, Jeineh, Kafr Karmin



### NFIs

Community	Lightbulb (SYP)	Generator (SYP)	Lightbulb (SYP)	Generator (SYP)
<b>Batbu</b>	B 10000 SYP	1700 SYP	B 9000 SYP	1700 SYP
<b>Big Orm</b>	B 10500 SYP	NA	C 50 SYP	3500 SYP
<b>Jeineh</b>	B 10000 SYP	1700 SYP	D 450 SYP	750 SYP
<b>Kafr Karmin</b>	F 65000 SYP	NA	D 450 SYP	900 SYP

- Most common electricity source
- Main network
  - Generator
  - No source
  - Solar alternative
  - Batteries
  - No information
- Fuel Prices (SYP)\*
- B** Butane (cannister)
  - C** Coal (1kg)
  - D** Diesel (1 litre)
  - F** Firewood (1 tonne)
- NFI Prices (SYP)\*
- Cement (50kg)
  - Floor mat (3\*4m)
  - Plastic tarpaulin (1m<sup>2</sup>)
  - Tent (5 persons)
- NA: not available for purchase

### Shelter

- Most common shelter
- Independent apartment or house
  - Shared apartment or house
  - Unfinished apartment or house
  - Tent
  - Private space not for shelter
  - Cave/natural shelter
  - Collective public space not for shelter
  - No IDPs
  - No information
- Min - Max: rent paid per room (where known)

Community	NDPs	IDPs
<b>Batbu</b>	7500 - 10000 SYP	12000 - 15000 SYP
<b>Big Orm</b>	8000 - 12500 SYP	
<b>Jeineh</b>	10000 - 12500 SYP	

### Livelihoods

Community	Most common sources of income	Most common strategies used to cope with lack of income / resources
<b>Batbu</b>	Daily employment Farm owning Business/trade	Children sent to work/beg Borrowing from family/friends
<b>Big Orm</b>	Daily employment Farm owning Business/trade	Children sent to work/beg Borrowing from family/friends
<b>Jeineh</b>	Daily employment Farm owning Business/trade	Children sent to work/beg Borrowing from family/friends
<b>Kafr Karmin</b>	Daily employment Farm owning Business/trade	Children sent to work/beg Borrowing from family/friends

Community	Lightbulb (SYP)	Generator (SYP)
<b>Jeineh</b>	B 10000 SYP	1700 SYP
<b>Big Orm</b>	C 50 SYP	3500 SYP
<b>Jeineh</b>	D 450 SYP	800 SYP
<b>Jeineh</b>	F 70000 SYP	NA

- Most common strategies used to cope with a lack of fuel
- Burning productive assets
  - Burning plastics
  - Burning waste
- Batbu**  
 Burning productive assets  
 Burning plastics  
 Burning waste
- Big Orm**  
 Burning productive assets  
 Burning plastics  
 Burning waste
- Jeineh**  
 Burning productive assets  
 Burning plastics  
 Burning waste
- Kafr Karmin**  
 Burning productive assets  
 Burning plastics  
 Burning waste

### WASH

- Most common water source**
- Status of water source**
- Water is safe to drink
  - Water tastes/smells bad
  - People sick after drinking
  - No information
- Sufficiency of available water to meet household needs**
- Sufficient
  - Insufficient
  - No information
- Most common method of garbage disposal**

#### Batbu

- Network
- Private paid collection

#### Big Orm

- Network
- Private paid collection

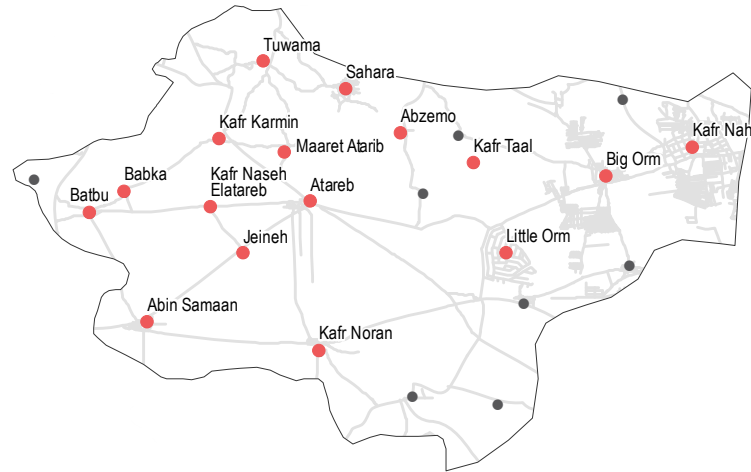
#### Jeineh

- Network
- Private paid collection

#### Kafr Karmin

- Network
- Private paid collection

• 16/24 communities assessed (4 communities are shown on the previous factsheet, 8 communities are shown on the next two factsheets): Batbu, Big Orm, Jeineh, Kafr Karmin



### Food Security

#### Batbu

- Private bakeries
- No difficulties reported
- Bread: no info
- Rice: 450 SYP
- Lentils: 350 SYP
- Sugar: 350 SYP
- Cooking oil: 500 SYP

#### Big Orm

- Private bakeries
- No difficulties reported
- Bread: no info
- Rice: 450 SYP
- Lentils: 350 SYP
- Sugar: 350 SYP
- Cooking oil: 500 SYP

#### Jeineh

- Private bakeries
- No difficulties reported
- Bread: no info
- Rice: 450 SYP
- Lentils: 350 SYP
- Sugar: 350 SYP
- Cooking oil: 500 SYP

#### Kafr Karmin

- Private bakeries
- No difficulties reported
- Bread: no info
- Rice: 450 SYP
- Lentils: 350 SYP
- Sugar: 350 SYP
- Cooking oil: 500 SYP

#### Main challenges to obtaining food

- No challenges
- Some foods unavailable
- Local production decreased
- Lack of access to markets
- Some foods expensive
- Lack of resources to buy food
- Lack of access to fuel
- Cooking fuel unavailable
- No information

Bread (public): 1 pack  
 Rice: 1kg  
 Lentils: 1kg  
 Sugar: 1kg  
 Cooking oil: 1 litre

#### Access to bread

- Most common source of bread
- Most common barriers to accessing bread
- Number of days, per month, where bread from private bakeries was unavailable

### Education

- Status of primary schools in village**
- Functioning
  - Not functioning
  - Not available
  - No information
- Barriers to accessing education services**

#### Jeineh

Most children accessed education

#### Kafr Karmin

Most children accessed education

#### Batbu

Most children accessed education

#### Big Orm

Most children accessed education

### Health

#### Most common health problems

#### Most common barriers to accessing healthcare

#### Batbu

- Skin diseases
- Pregnancy related diseases
- Severe diseases affecting those aged less than 5

No difficulties reported

#### Big Orm

- Diarrhoea
- Pregnancy related diseases
- Severe diseases affecting those aged less than 5

No difficulties reported

#### Jeineh

- Diarrhoea
- Pregnancy related diseases
- Severe diseases affecting those aged less than 5

No difficulties reported

#### Kafr Karmin

- Diarrhoea
- Pregnancy related diseases
- Severe diseases affecting those aged less than 5

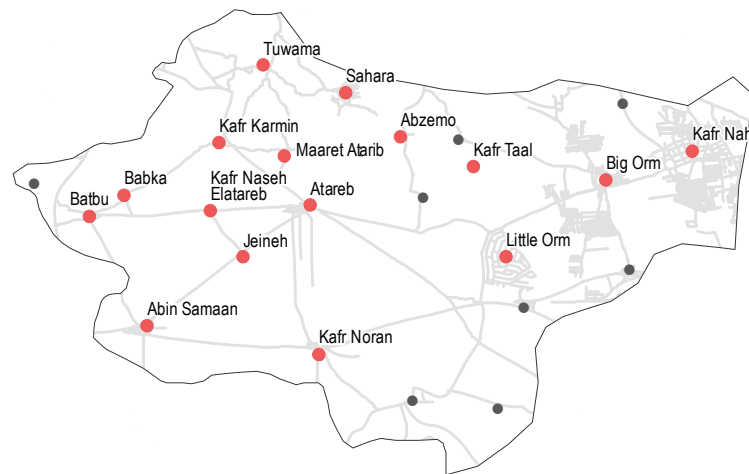
No difficulties reported

### Displacement

- % of pre-conflict population remaining
- % of population that are female
- % of female-headed households
- IDPs living in village
- New IDP arrivals
- Returnees

Community	% of pre-conflict population remaining	% of population that are female	% of female-headed households	IDPs living in village	New IDP arrivals	Returnees
<b>Kafr Naha</b>	76-100%	51-75%	1-25%	Yes	Yes	No
<b>Kafr Naseh Elatareb</b>	76-100%	51-75%	1-25%	Yes	Yes	No
<b>Kafr Noran</b>	76-100%	51-75%	1-25%	Yes	Yes	No
<b>Kafr Taal</b>	76-100%	51-75%	1-25%	Yes	No	No

• 16/24 communities assessed (8 communities are shown on the previous two factsheets, 4 communities are shown on the next factsheet): Kafr Naha, Kafr Naseh Elatareb, Kafr Noran, Kafr Taal



### Shelter

- Independent apartment or house
- Shared apartment or house
- Unfinished apartment or house
- Tent
- Private space not for shelter
- Cave/natural shelter
- Collective public space not for shelter
- No IDPs
- No information
- Min - Max: rent paid per room (where known)

Community	Most common shelter	Min - Max: rent paid per room (where known)
<b>Kafr Naha</b>	NDPs:  IDPs:	5000 - 10000 SYP
<b>Kafr Naseh Elatareb</b>	NDPs:  IDPs:	5000 - 7500 SYP
<b>Kafr Noran</b>	NDPs:  IDPs:	8000 - 12000 SYP
<b>Kafr Taal</b>	NDPs:  IDPs:	7000 - 10000 SYP

### Livelihoods

Most common sources of income

Most common strategies used to cope with lack of income / resources

Community	Most common sources of income	Most common strategies used to cope with lack of income / resources
<b>Kafr Naha</b>	Daily employment Farm owning Business/trade	Children sent to work/beg Borrowing from family/friends
<b>Kafr Naseh Elatareb</b>	Daily employment Farm owning Business/trade	Children sent to work/beg Borrowing from family/friends
<b>Kafr Noran</b>	Daily employment Farm owning Business/trade	Children sent to work/beg Borrowing from family/friends
<b>Kafr Taal</b>	Daily employment Farm owning Business/trade	No info

### NFIs

Community	Electricity source	Fuel Prices (SYP)*	NFI Prices (SYP)*
<b>Kafr Naha</b>	B 11000 SYP C 50 SYP D 450 SYP F 70000 SYP	NA 3000 SYP 750 SYP NA	NA NA NA NA
<b>Kafr Taal</b>	B 10500 SYP C 50 SYP D 450 SYP F 70000 SYP	NA 3500 SYP NA NA	NA NA NA NA
<b>Kafr Naseh Elatareb</b>	B 10000 SYP C 50 SYP D 450 SYP F 75000 SYP	NA 3500 SYP NA NA	NA NA NA NA
<b>Kafr Noran</b>	B 10000 SYP C 50 SYP D 450 SYP F 65000 SYP	NA 3500 SYP NA NA	NA NA NA NA

- Most common electricity source
- Main network
- Generator
- No source
- Solar alternative
- Batteries
- No information
- Fuel Prices (SYP)\*
- B** Butane (cannister)
- C** Coal (1kg)
- D** Diesel (1 litre)
- F** Firewood (1 tonne)
- NFI Prices (SYP)\*
- Cement (50kg)
- Floor mat (3\*4m)
- Plastic tarpaulin (1m<sup>2</sup>)
- Tent (5 persons)
- NA: not available for purchase

**Kafr Naha**  
 Burning productive assets  
 Burning plastics  
 Burning waste

**Kafr Naseh Elatareb**  
 Burning productive assets  
 Burning plastics  
 Burning waste

**Kafr Noran**  
 No lack of fuel

**Kafr Taal**  
 Burning productive assets  
 Burning plastics  
 Burning waste

### WASH

- Most common water source**
- Status of water source**
- Water is safe to drink
  - Water tastes/smells bad
  - People sick after drinking
  - No information
- Sufficiency of available water to meet household needs**
- Sufficient
  - Insufficient
  - No information
- Most common method of garbage disposal**

#### Kafr Naha

- Water trucking
- Private paid collection

#### Kafr Naseh Elatareb

- Network
- Public free collection

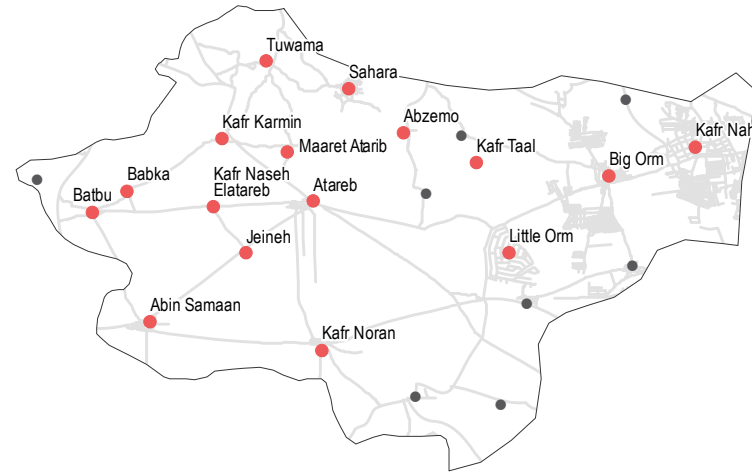
#### Kafr Noran

- Network
- Private paid collection

#### Kafr Taal

- Water trucking
- Private paid collection

• 16/24 communities assessed (8 communities are shown on the previous two factsheets, 4 communities are shown on the next factsheet): Kafr Naha, Kafr Naseh Elatareb, Kafr Noran, Kafr Taal



### Food Security

#### Kafr Naha

- Private bakeries
- Bread: no info
- Rice: 450 SYP
- Lentils: 350 SYP
- Sugar: 350 SYP
- Cooking oil: 500 SYP
- No difficulties reported

#### Kafr Naseh Elatareb

- Shops
- Bread: no info
- Rice: 450 SYP
- Lentils: 350 SYP
- Sugar: 350 SYP
- Cooking oil: 500 SYP
- No difficulties reported
- Private bakeries unavailable

#### Kafr Noran

- Shops
- Bread: no info
- Rice: 450 SYP
- Lentils: 350 SYP
- Sugar: 350 SYP
- Cooking oil: 500 SYP
- No difficulties reported
- Private bakeries unavailable

#### Kafr Taal

- Shops
- Bread: no info
- Rice: 450 SYP
- Lentils: 350 SYP
- Sugar: 350 SYP
- Cooking oil: 500 SYP
- No difficulties reported
- Private bakeries unavailable

#### Main challenges to obtaining food

- No challenges
- Some foods unavailable
- Local production decreased
- Lack of access to markets
- Some foods expensive
- Lack of resources to buy food
- Lack of access to fuel
- Cooking fuel unavailable
- No information

Bread (public): 1 pack  
 Rice: 1kg  
 Lentils: 1kg  
 Sugar: 1kg  
 Cooking oil: 1 litre

#### Access to bread

- Most common source of bread
- Most common barriers to accessing bread
- Number of days, per month, where bread from private bakeries was unavailable

### Education

- Status of primary schools in village**
- Functioning
  - Not functioning
  - Not available
  - No information
- Barriers to accessing education services**

#### Kafr Noran

Most children accessed education

#### Kafr Taal

Most children accessed education

#### Kafr Naha

Most children accessed education

#### Kafr Naseh Elatareb

Most children accessed education

### Health

#### Most common health problems

#### Most common barriers to accessing healthcare

#### Kafr Naha

Skin diseases  
 Pregnancy related diseases  
 Severe diseases affecting those aged less than 5

No difficulties reported

#### Kafr Naseh Elatareb

Skin diseases  
 Pregnancy related diseases  
 Severe diseases affecting those aged less than 5

No facilities in the area

#### Kafr Noran

Skin diseases  
 Pregnancy related diseases  
 Severe diseases affecting those aged less than 5

No facilities in the area

#### Kafr Taal

Skin diseases  
 Pregnancy related diseases  
 Severe diseases affecting those aged less than 5

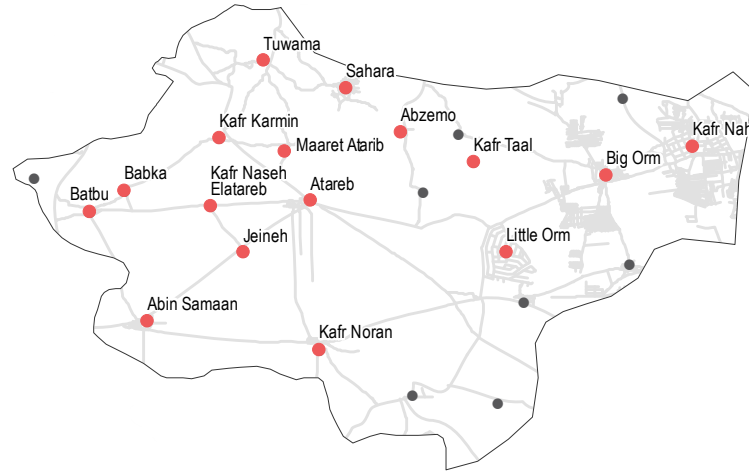
No difficulties reported

### Displacement

- % of pre-conflict population remaining
- % of population that are female
- % of female-headed households
- IDPs living in village
- New IDP arrivals
- Returnees

Community	% of pre-conflict population remaining	% of population that are female	% of female-headed households	IDPs living in village	New IDP arrivals	Returnees
<b>Little Orm</b>	76-100%	51-75%	1-25%	Yes	No	No
<b>Maaret Atarib</b>	76-100%	51-75%	1-25%	Yes	No	No
<b>Sahara</b>	76-100%	51-75%	1-25%	Yes	Yes	No
<b>Tuwama</b>	76-100%	51-75%	1-25%	Yes	No	No

• 16/24 communities assessed (12 communities are shown on the previous three factsheets): Little Orm, Maaret Atarib, Sahara, Tuwama



### Shelter

- Independent apartment or house
- Shared apartment or house
- Unfinished apartment or house
- Tent
- Private space not for shelter
- Cave/natural shelter
- Collective public space not for shelter
- No IDPs
- No information
- Min - Max: rent paid per room (where known)

Community	Most common shelter	Min - Max: rent paid per room (where known)
<b>Little Orm</b>	NDPs:  IDPs:	7000 - 10000 SYP
<b>Tuwama</b>	NDPs:  IDPs:	5000 - 7500 SYP
<b>Maaret Atarib</b>	NDPs:  IDPs:	10000 - 12500 SYP
<b>Sahara</b>	NDPs:  IDPs:	10000 - 15000 SYP

### Livelihoods

Most common sources of income

Most common strategies used to cope with lack of income / resources

Community	Most common sources of income	Most common strategies used to cope with lack of income / resources
<b>Little Orm</b>	Daily employment Farm owning Business/trade	Children sent to work/beg Borrowing from family/friends
<b>Maaret Atarib</b>	Daily employment Farm owning Business/trade	Children sent to work/beg Borrowing from family/friends
<b>Sahara</b>	Daily employment Farm owning Business/trade	Children sent to work/beg Borrowing from family/friends
<b>Tuwama</b>	Daily employment Farm owning Business/trade	Children sent to work/beg Borrowing from family/friends

### NFIs

Community	Electricity source	Fuel Prices (SYP)*	NFI Prices (SYP)*
<b>Little Orm</b>	B 10500 SYP  NA C 50 SYP  3500 SYP D 450 SYP  NA F 70000 SYP  NA	B 10500 SYP  NA C 60 SYP  3500 SYP D 450 SYP  900 SYP F 75000 SYP  NA	B 11000 SYP  1700 SYP C 50 SYP  3000 SYP D 450 SYP  750 SYP F 70000 SYP  NA
<b>Tuwama</b>	B 10500 SYP  NA C 60 SYP  3500 SYP D 450 SYP  NA F 75000 SYP  NA	B 10500 SYP  NA C 60 SYP  3500 SYP D 450 SYP  900 SYP F 75000 SYP  NA	B 11000 SYP  1700 SYP C 50 SYP  3000 SYP D 450 SYP  750 SYP F 70000 SYP  NA
<b>Maaret Atarib</b>	B 10000 SYP  NA C 60 SYP  3500 SYP D 450 SYP  900 SYP F 75000 SYP  NA	B 10000 SYP  NA C 60 SYP  3500 SYP D 450 SYP  900 SYP F 75000 SYP  NA	B 11000 SYP  1700 SYP C 50 SYP  3000 SYP D 450 SYP  750 SYP F 70000 SYP  NA
<b>Sahara</b>	B 10000 SYP  NA C 60 SYP  3500 SYP D 450 SYP  900 SYP F 75000 SYP  NA	B 10000 SYP  NA C 60 SYP  3500 SYP D 450 SYP  900 SYP F 75000 SYP  NA	B 11000 SYP  1700 SYP C 50 SYP  3000 SYP D 450 SYP  750 SYP F 70000 SYP  NA

- Most common electricity source
- Main network
  - Generator
  - No source
  - Solar alternative
  - Batteries
  - No information
- Fuel Prices (SYP)\*
- B** Butane (cannister)
  - C** Coal (1kg)
  - D** Diesel (1 litre)
  - F** Firewood (1 tonne)
- NFI Prices (SYP)\*
- Cement (50kg)
  - Floor mat (3\*4m)
  - Plastic tarpaulin (1m<sup>2</sup>)
  - Tent (5 persons)
- NA: not available for purchase

- Little Orm**  
Burning productive assets  
Burning plastics  
Burning waste
- Maaret Atarib**  
Burning productive assets  
Burning plastics  
Burning waste
- Sahara**  
Burning productive assets  
Burning plastics  
Burning waste

- Tuwama**  
Burning productive assets  
Burning plastics  
Burning waste

### WASH

- Most common water source**
- Status of water source**
- Water is safe to drink
  - Water tastes/smells bad
  - People sick after drinking
  - No information
- Sufficiency of available water to meet household needs**
- Sufficient
  - Insufficient
  - No information
- Most common method of garbage disposal**

#### Little Orm

- Network
- Public free collection

#### Maaret Atarib

- Network
- Private paid collection

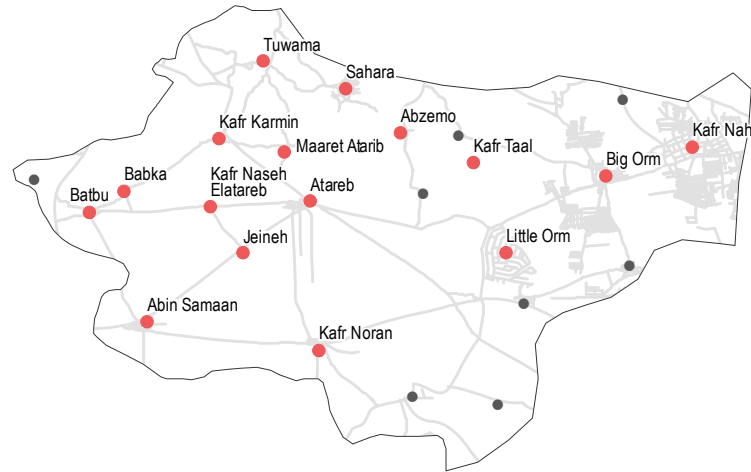
#### Sahara

- Network
- Private paid collection

#### Tuwama

- Water trucking
- Public free collection

• 16/24 communities assessed (12 communities are shown on the previous three factsheets): Little Orm, Maaret Atarib, Sahara, Tuwama



### Education

- Status of primary schools in village**
- Functioning
  - Not functioning
  - Not available
  - No information
- Barriers to accessing education services**

#### Sahara

Most children accessed education

#### Tuwama

Most children accessed education

#### Little Orm

Most children accessed education

#### Maaret Atarib

Most children accessed education

### Health

**Most common health problems**

**Most common barriers to accessing healthcare**

#### Little Orm

Pregnancy related diseases  
 Maternal health issues  
 Severe diseases affecting those aged less than 5

No facilities in the area

#### Maaret Atarib

Pregnancy related diseases  
 Acute respiratory infections  
 Severe diseases affecting those aged less than 5

No facilities in the area

#### Sahara

Pregnancy related diseases  
 Injuries  
 Severe diseases affecting those aged less than 5

No difficulties reported

#### Tuwama

Skin diseases  
 Pregnancy related diseases  
 Severe diseases affecting those aged less than 5

No facilities in the area

### Food Security

#### Little Orm

- Shops
- Bread: no info
- Rice: 450 SYP
- Lentils: 350 SYP
- Sugar: 350 SYP
- Cooking oil: 500 SYP
- No difficulties reported
- Private bakeries unavailable

#### Maaret Atarib

- Private bakeries
- Bread: no info
- Rice: 450 SYP
- Lentils: 350 SYP
- Sugar: 375 SYP
- Cooking oil: 500 SYP
- No difficulties reported
- 0

#### Sahara

- Private bakeries
- Bread: no info
- Rice: 400 SYP
- Lentils: 350 SYP
- Sugar: 350 SYP
- Cooking oil: 450 SYP
- No difficulties reported
- 0

#### Tuwama

- Shops
- Bread: no info
- Rice: 450 SYP
- Lentils: 350 SYP
- Sugar: 375 SYP
- Cooking oil: 500 SYP
- No difficulties reported
- Private bakeries unavailable

**Main challenges to obtaining food**

- No challenges
- Some foods unavailable
- Local production decreased
- Some foods expensive
- Lack of resources to buy food
- Lack of access to fuel
- Cooking fuel unavailable
- No information

Bread (public): 1 pack  
 Rice: 1kg  
 Lentils: 1kg  
 Sugar: 1kg  
 Cooking oil: 1 litre

**Access to bread**

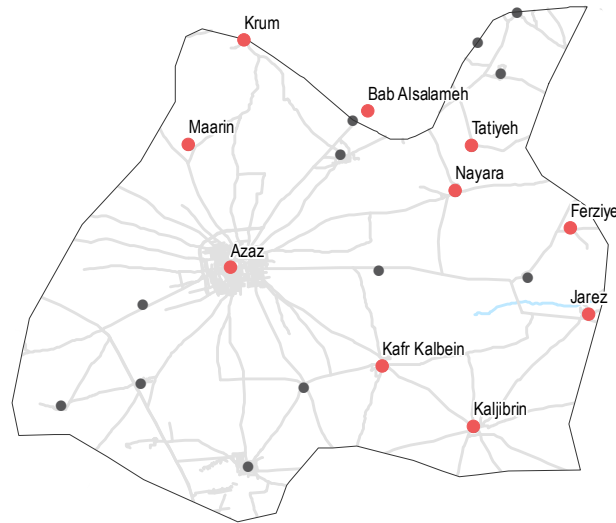
- Most common source of bread
- Most common barriers to accessing bread
- Number of days, per month, where bread from private bakeries was unavailable

### Displacement

- % of pre-conflict population remaining
- % of population that are female
- % of female-headed households
- IDPs living in village
- New IDP arrivals
- Returnees

Community	% of pre-conflict population remaining	% of population that are female	% of female-headed households	IDPs living in village	New IDP arrivals	Returnees
<b>Azaz</b>	76-100%	51-75%	1-25%	Yes	Yes	No
<b>Bab Alsalameh</b>	76-100%	51-75%	1-25%	Yes	Yes	No
<b>Ferziyeh</b>	76-100%	51-75%	1-25%	Yes	Yes	No
<b>Jarez</b>	76-100%	51-75%	1-25%	Yes	Yes	No
<b>Kafr Kalbein</b>	76-100%	51-75%	1-25%	Yes	No	No

• 10/21 communities assessed (5 communities are shown on the next factsheet): Azaz, Bab Alsalameh, Ferziyeh, Jarez, Kafr Kalbein



### Shelter

- Independent apartment or house
- Shared apartment or house
- Unfinished apartment or house
- Tent
- Private space not for shelter
- Cave/natural shelter
- Collective public space not for shelter
- No IDPs
- No information
- Min - Max: rent paid per room (where known)

Community	Most common shelter	NDPs	IDPs
<b>Azaz</b>	Independent apartment or house	30000	35000 SYP
<b>Jarez</b>	Independent apartment or house	7500	10000 SYP
<b>Bab Alsalameh</b>	Independent apartment or house	40000	45000 SYP
<b>Kafr Kalbein</b>	Independent apartment or house	10000	12500 SYP
<b>Ferziyeh</b>	No IDPs	3000	3500 SYP

### Livelihoods

Community	Most common sources of income	Most common strategies used to cope with lack of income / resources
<b>Azaz</b>	Daily employment Farm owning Business/trade	Adults begging Children sent to work/beg Borrowing from family/friends
<b>Bab Alsalameh</b>	Daily employment Farm owning Business/trade	Adults begging Children sent to work/beg Borrowing from family/friends
<b>Ferziyeh</b>	Daily employment Farm owning Business/trade	Borrowing from family/friends Reducing meal size
<b>Jarez</b>	Daily employment Farm owning Business/trade	Borrowing from family/friends Reducing meal size
<b>Kafr Kalbein</b>	Daily employment Farm owning Business/trade	Children sent to work/beg Borrowing from family/friends Reducing meal size

### NFIs

Community	B	C	D	F
<b>Azaz</b>	8000 SYP	NA	180 SYP	60000 SYP
<b>Jarez</b>	8400 SYP	NA	200 SYP	NA
<b>Bab Alsalameh</b>	8500 SYP	NA	180 SYP	NA
<b>Kafr Kalbein</b>	8300 SYP	NA	200 SYP	NA
<b>Ferziyeh</b>	8500 SYP	NA	200 SYP	NA

- Most common electricity source
- Main network
  - Generator
  - No source
  - Solar alternative
  - Batteries
  - No information
- Fuel Prices (SYP)\*
- B** Butane (cannister)
  - C** Coal (1kg)
  - D** Diesel (1 litre)
  - F** Firewood (1 tonne)
- NFI Prices (SYP)\*
- Cement (50kg)
  - Floor mat (3\*4m)
  - Plastic tarpaulin (1m<sup>2</sup>)
  - Tent (5 persons)
- NA: not available for purchase

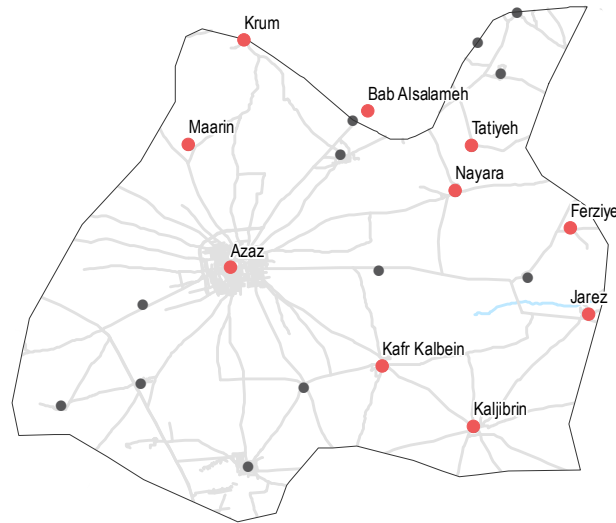
Community	Most common strategies used to cope with a lack of fuel
<b>Azaz</b>	No lack of fuel
<b>Bab Alsalameh</b>	No lack of fuel
<b>Jarez</b>	No lack of fuel
<b>Ferziyeh</b>	No lack of fuel
<b>Kafr Kalbein</b>	No lack of fuel

### WASH

- Most common water source**
- Water is safe to drink
  - Water tastes/smells bad
  - People sick after drinking
  - No information
- Sufficiency of available water to meet household needs**
- Sufficient
  - Insufficient
  - No information
- Most common method of garbage disposal**

- Azaz**
- Water trucking
  - Public free collection
- Bab Alsalameh**
- Water trucking
  - Private paid collection
- Ferziyeh**
- Closed well
  - Private paid collection
- Jarez**
- Water trucking
  - Private paid collection
- Kafr Kalbein**
- Network
  - Private paid collection

• 10/21 communities assessed (5 communities are shown on the next factsheet): Azaz, Bab Alsalameh, Ferziyeh, Jarez, Kafr Kalbein



### Education

- Status of primary schools in village**
- Functioning
  - Not functioning
  - Not available
  - No information
- Barriers to accessing education services**

- Ferziyeh**
- Most children accessed education
- Jarez**
- Most children accessed education
- Kafr Kalbein**
- Most children accessed education

**Azaz**

- Most children accessed education

**Bab Alsalameh**

- Most children accessed education

### Health

- Most common health problems**
- Most common barriers to accessing healthcare**

Community	Most common health problems	Most common barriers to accessing healthcare
Azaz	Chronic diseases Acute respiratory infections Severe diseases affecting those aged less than 5	No difficulties reported
Bab Alsalameh	Chronic diseases Acute respiratory infections Severe diseases affecting those aged less than 5	No difficulties reported
Ferziyeh	Chronic diseases Maternal health issues Severe diseases affecting those aged less than 5	No facilities in the area
Jarez	Chronic diseases Maternal health issues Acute respiratory infections	No facilities in the area
Kafr Kalbein	Chronic diseases Maternal health issues Acute respiratory infections	No facilities in the area

### Food Security

#### Azaz

- Bread: 150 SYP
- Rice: 500 SYP
- Lentils: 250 SYP
- Sugar: 300 SYP
- Cooking oil: 500 SYP
- Government distribution
- No difficulties reported

#### Bab Alsalameh

- Bread: 100 SYP
- Rice: 475 SYP
- Lentils: 250 SYP
- Sugar: 300 SYP
- Cooking oil: 500 SYP
- Government distribution
- No difficulties reported

#### Ferziyeh

- Bread: 100 SYP
- Rice: 500 SYP
- Lentils: 250 SYP
- Sugar: 325 SYP
- Cooking oil: 550 SYP
- Government distribution
- No difficulties reported
- Private bakeries unavailable

#### Jarez

- Bread: 100 SYP
- Rice: 500 SYP
- Lentils: 250 SYP
- Sugar: 325 SYP
- Cooking oil: 550 SYP
- Government distribution
- No difficulties reported

#### Kafr Kalbein

- Bread: 100 SYP
- Rice: 500 SYP
- Lentils: 225 SYP
- Sugar: 300 SYP
- Cooking oil: 500 SYP
- Government distribution
- No difficulties reported

#### Main challenges to obtaining food

- No challenges
- Some foods unavailable
- Local production decreased
- Lack of access to markets
- Some foods expensive
- Lack of resources to buy food
- Lack of access to fuel
- Cooking fuel unavailable
- No information

Bread (public): 1 pack  
Rice: 1kg  
Lentils: 1kg  
Sugar: 1kg  
Cooking oil: 1 litre

Access to bread

- Most common source of bread

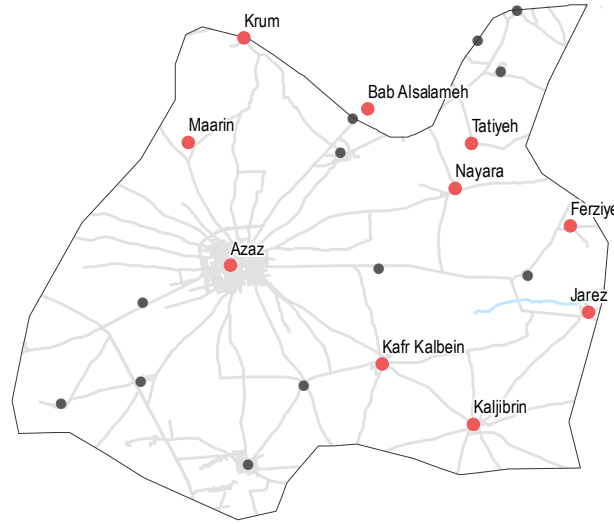
- Most common barriers to accessing bread
- Number of days, per month, where bread from private bakeries was unavailable

### Displacement

- % of pre-conflict population remaining
- % of population that are female
- % of female-headed households
- IDPs living in village
- New IDP arrivals
- Returnees

Community	% of pre-conflict population remaining	% of population that are female	% of female-headed households	IDPs living in village	New IDP arrivals	Returnees
<b>Kaljibrin</b>	76-100%	51-75%	1-25%	Yes	Yes	No
<b>Krum</b>	76-100%	51-75%	1-25%	Yes	Yes	No
<b>Maarin</b>	76-100%	51-75%	1-25%	Yes	Yes	No
<b>Nayara</b>	76-100%	51-75%	1-25%	Yes	No	No
<b>Tatiyeh</b>	76-100%	51-75%	1-25%	Yes	Yes	No

• 10/21 communities assessed (5 communities are shown on the previous factsheet): Kaljibrin, Krum, Maarin, Nayara, Tatiyeh



### Shelter

- Independent apartment or house
- Shared apartment or house
- Unfinished apartment or house
- Tent
- Private space not for shelter
- Cave/natural shelter
- Collective public space not for shelter
- No IDPs
- No information
- Min - Max: rent paid per room (where known)

Community	Most common shelter	NDPs	IDPs
<b>Kaljibrin</b>	Independent apartment or house	10000	12500 SYP
<b>Nayara</b>	Independent apartment or house	5000	6000 SYP
<b>Krum</b>	Independent apartment or house	5000	6000 SYP
<b>Tatiyeh</b>	Independent apartment or house	4000	5000 SYP
<b>Maarin</b>	Independent apartment or house	10000	12500 SYP

### Livelihoods

- Most common sources of income
- Most common strategies used to cope with lack of income / resources

Community	Most common sources of income	Most common strategies used to cope with lack of income / resources
<b>Kaljibrin</b>	Daily employment Farm owning Business/trade	Children sent to work/beg Borrowing from family/friends Reducing meal size
<b>Krum</b>	Daily employment Farm owning Business/trade	Borrowing from family/friends Reducing meal size
<b>Maarin</b>	Daily employment Farm owning Business/trade	Children sent to work/beg Borrowing from family/friends Reducing meal size
<b>Nayara</b>	Daily employment Farm owning Business/trade	Borrowing from family/friends Reducing meal size
<b>Tatiyeh</b>	Daily employment Farm owning Business/trade	Borrowing from family/friends Reducing meal size

### NFIs

Community	Lightbulb (Electricity)	Lightbulb (Electricity)	Lightbulb (Electricity)	Lightbulb (Electricity)
<b>Kaljibrin</b>	B 8300 SYP	C NA	D 200 SYP	F NA
<b>Nayara</b>	B 8300 SYP	C NA	D 200 SYP	F NA
<b>Krum</b>	B 8500 SYP	C NA	D 200 SYP	F NA
<b>Tatiyeh</b>	B 8400 SYP	C NA	D 200 SYP	F NA
<b>Maarin</b>	B 8200 SYP	C NA	D 200 SYP	F NA

- Most common electricity source
- Main network
- Generator
- No source
- Solar alternative
- Batteries
- No information
- Fuel Prices (SYP)\*
- B** Butane (cannister)
- C** Coal (1kg)
- D** Diesel (1 litre)
- F** Firewood (1 tonne)
- NFI Prices (SYP)\*
- Cement (50kg)
- Floor mat (3\*4m)
- Plastic tarpaulin (1m<sup>2</sup>)
- Tent (5 persons)
- NA: not available for purchase

Community	Most common strategies used to cope with a lack of fuel
<b>Kaljibrin</b>	No lack of fuel
<b>Krum</b>	No lack of fuel
<b>Nayara</b>	No lack of fuel
<b>Maarin</b>	No lack of fuel
<b>Tatiyeh</b>	No lack of fuel

### WASH

- Most common water source**
- Water is safe to drink
  - Water tastes/smells bad
  - People sick after drinking
  - No information
- Sufficiency of available water to meet household needs**
- Sufficient
  - Insufficient
  - No information
- Most common method of garbage disposal**

#### Kaljibrin

- Water trucking
- Public free collection

#### Krum

- Closed well
- Private paid collection

#### Maarin

- Closed well
- Private paid collection

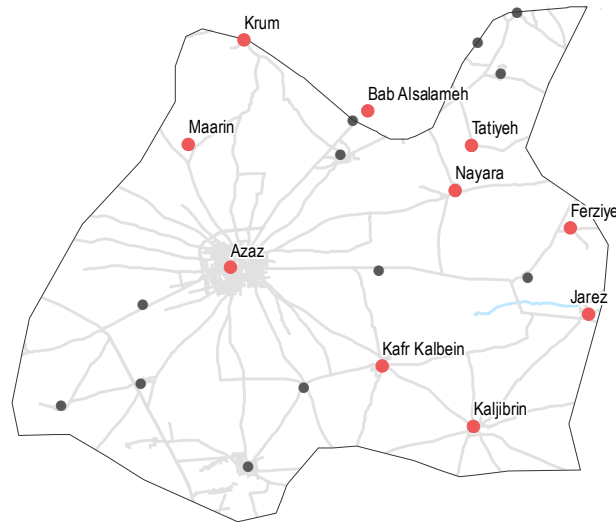
#### Nayara

- Water trucking
- Private paid collection

#### Tatiyeh

- Closed well
- Private paid collection

• 10/21 communities assessed (5 communities are shown on the previous factsheet): Kaljibrin, Krum, Maarin, Nayara, Tatiyeh



### Education

- Status of primary schools in village**
- Functioning
  - Not functioning
  - Not available
  - No information
- Barriers to accessing education services**

#### Maarin

Most children accessed education

#### Nayara

Most children accessed education

#### Tatiyeh

Most children accessed education

#### Kaljibrin

Most children accessed education

#### Krum

Most children accessed education

### Health

#### Most common health problems

#### Most common barriers to accessing healthcare

#### Kaljibrin

Chronic diseases  
Maternal health issues  
Severe diseases affecting those aged less than 5

No facilities in the area

#### Krum

Chronic diseases  
Maternal health issues  
Severe diseases affecting those aged less than 5

No facilities in the area

#### Maarin

Chronic diseases  
Maternal health issues  
Severe diseases affecting those aged less than 5

No difficulties reported

#### Nayara

Chronic diseases  
Acute respiratory infections  
Severe diseases affecting those aged less than 5

No facilities in the area

#### Tatiyeh

Chronic diseases  
Maternal health issues  
Severe diseases affecting those aged less than 5

No facilities in the area

### Food Security

#### Kaljibrin

- Bread: 150 SYP
- Rice: 500 SYP
- Lentils: 250 SYP
- Sugar: 325 SYP
- Cooking oil: 550 SYP

Government distribution

No difficulties reported

0

#### Krum

- Bread: 100 SYP
- Rice: 500 SYP
- Lentils: 250 SYP
- Sugar: 310 SYP
- Cooking oil: 550 SYP

Government distribution

No difficulties reported

Private bakeries unavailable

#### Maarin

- Bread: 100 SYP
- Rice: 500 SYP
- Lentils: 250 SYP
- Sugar: 325 SYP
- Cooking oil: 500 SYP

Government distribution

No difficulties reported

Private bakeries unavailable

#### Nayara

- Bread: 100 SYP
- Rice: 500 SYP
- Lentils: 250 SYP
- Sugar: 325 SYP
- Cooking oil: 550 SYP

Government distribution

No difficulties reported

Private bakeries unavailable

#### Tatiyeh

- Bread: 100 SYP
- Rice: 500 SYP
- Lentils: 250 SYP
- Sugar: 300 SYP
- Cooking oil: 500 SYP

Government distribution

No difficulties reported

Private bakeries unavailable

#### Main challenges to obtaining food

- No challenges
- Some foods unavailable
- Local production decreased
- Lack of access to markets
- Some foods expensive
- Lack of resources to buy food
- Lack of access to fuel
- Cooking fuel unavailable
- No information

Bread (public): 1 pack  
Rice: 1kg  
Lentils: 1kg  
Sugar: 1kg  
Cooking oil: 1 litre

#### Access to bread

- Most common source of bread
- Most common barriers to accessing bread
- Number of days, per month, where bread from private bakeries was unavailable

# Humanitarian Situation Overview in Syria (HSOS): Sub-district Factsheets

## Daret Azza 1/3, Aleppo Governorate

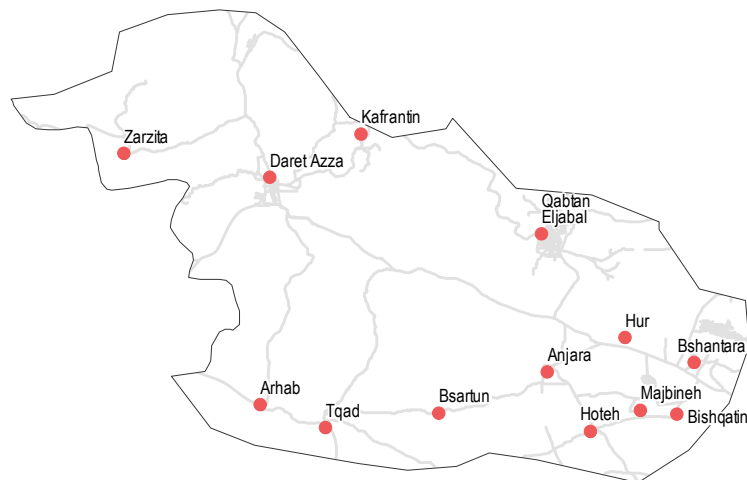
Sub-district P-Code: SY020004  
**March 2018**

### Displacement

- % of pre-conflict population remaining
- % of population that are female
- % of female-headed households
- IDPs living in village
- New IDP arrivals
- Returnees

Community	% of pre-conflict population remaining	% of population that are female	% of female-headed households	IDPs living in village	New IDP arrivals	Returnees
<b>Anjara</b>	76-100%	51-75%	1-25%	Yes	Yes	No
<b>Arhab</b>	51-75%	26-50%	1-25%	Yes	Yes	No
<b>Bishqatine</b>	51-75%	26-50%	1-25%	Yes	Yes	No
<b>Bsartun</b>	76-100%	51-75%	1-25%	Yes	No	No
<b>Bshantara</b>	76-100%	26-50%	1-25%	Yes	No	Yes

• 13/13 communities assessed (8 communities are shown on the next two factsheets): Anjara, Arhab, Bishqatine, Bsartun, Bshantara



### Shelter

- Independent apartment or house
- Shared apartment or house
- Unfinished apartment or house
- Tent
- Private space not for shelter
- Cave/natural shelter
- Collective public space not for shelter
- No IDPs
- No information
- Min - Max: rent paid per room (where known)

Community	Most common shelter	NDPs	IDPs	Price Range (SYP)
<b>Anjara</b>	Green house icon	Green house icon	Green house icon	8000 - 12500
<b>Arhab</b>	Green house icon	Green house icon	Green house icon	5000 - 7000
<b>Bishqatine</b>	Green house icon	Blue house icon	Blue house icon	5000 - 6000
<b>Bsartun</b>	Green house icon	Green house icon	Green house icon	5000 - 7000
<b>Bshantara</b>	Green house icon	Green house icon	Green house icon	7000 - 8000

### Livelihoods

Most common sources of income

Most common strategies used to cope with lack of income / resources

Community	Most common sources of income	Most common strategies used to cope with lack of income / resources
<b>Anjara</b>	Daily employment Farm owning Business/trade	Children sent to work/beg Borrowing from family/friends
<b>Arhab</b>	Stable employment Daily employment Savings	Borrowing from family/friends High risk/illegal work Skipping meals
<b>Bishqatine</b>	Stable employment Daily employment Savings	Borrowing from family/friends High risk/illegal work Reducing meal size
<b>Bsartun</b>	Daily employment Farm owning Business/trade	Children sent to work/beg Borrowing from family/friends
<b>Bshantara</b>	Daily employment High risk/illegal work	Children sent to work/beg Borrowing from family/friends High risk/illegal work

### NFIs

Community	Lightbulb icon	Lightbulb icon	Lightbulb icon	Lightbulb icon
<b>Anjara</b>	B 10000 SYP	1700 SYP	C 50 SYP	D 450 SYP
<b>Arhab</b>	B 10000 SYP	1800 SYP	C 45 SYP	D 400 SYP
<b>Bishqatine</b>	B 10000 SYP	1750 SYP	C 45 SYP	D 425 SYP
<b>Bsartun</b>	B 11000 SYP	NA	C 50 SYP	D 500 SYP
<b>Bshantara</b>	B 14000 SYP	1750 SYP	C 55 SYP	D 400 SYP

- Most common electricity source
- Main network
  - Generator
  - No source
  - Solar alternative
  - Batteries
  - No information
- Fuel Prices (SYP)\*
- B** Butane (cannister)
  - C** Coal (1kg)
  - D** Diesel (1 litre)
  - F** Firewood (1 tonne)
- NFI Prices (SYP)\*
- Cement (50kg)
  - Floor mat (3\*4m)
  - Plastic tarpaulin (1m<sup>2</sup>)
  - Tent (5 persons)
- NA: not available for purchase

Community	Flame icon	Flame icon	Flame icon	Flame icon
<b>Anjara</b>	Burning productive assets	Burning plastics	Burning waste	
<b>Arhab</b>	Cutting trees	Burning furniture not in use	Burning plastics	
<b>Bsartun</b>	Burning productive assets	Burning plastics	Burning waste	
<b>Bishqatine</b>	Cutting trees	Burning furniture not in use	Burning plastics	
<b>Bshantara</b>	Cutting trees	Burning furniture not in use	Burning plastics	

### WASH

- Most common water source**
- Status of water source**
- Water is safe to drink
  - Water tastes/smells bad
  - People sick after drinking
  - No information
- Sufficiency of available water to meet household needs**
- Sufficient
  - Insufficient
  - No information
- Most common method of garbage disposal**

**Anjara**  
 Water trucking  
 Public free collection

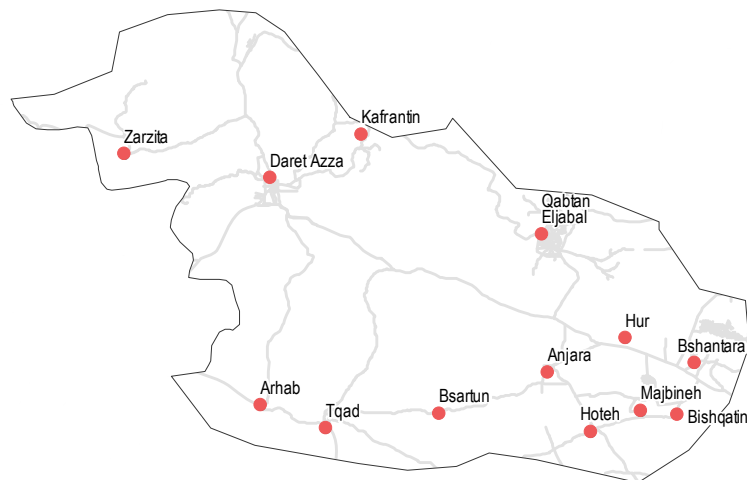
**Arhab**  
 Water trucking  
 Private paid collection

**Bishqatine**  
 Water trucking  
 Private paid collection

**Bsartun**  
 Water trucking  
 Public free collection

**Bshantara**  
 Network  
 Private paid collection

• 13/13 communities assessed (8 communities are shown on the next two factsheets): Anjara, Arhab, Bishqatine, Bsartun, Bshantara



### Education

- Status of primary schools in village**
- Functioning
  - Not functioning
  - Not available
  - No information
- Barriers to accessing education services**

**Bishqatine**  
 Most children accessed education

**Bsartun**  
 Unsafe route to services

**Anjara**  
 Most children accessed education

**Bshantara**  
 Most children accessed education

**Arhab**  
 Lack of school supplies  
 Services are too far

### Health

Most common health problems

Most common barriers to accessing healthcare

**Anjara**

Skin diseases  
 Pregnancy related diseases  
 Severe diseases affecting those aged less than 5

No difficulties reported

**Arhab**

Skin diseases  
 Maternal health issues  
 Fever

No facilities in the area  
 Lack of transportation  
 Disability/Injuries/Illness

**Bishqatine**

Disabilities  
 Communicable diseases  
 Chronic diseases

Security concerns around entering facilities

**Bsartun**

Skin diseases  
 Pregnancy related diseases  
 Severe diseases affecting those aged less than 5

No facilities in the area

**Bshantara**

Chronic diseases  
 Maternal health issues  
 Severe diseases affecting those aged less than 5

No difficulties reported

### Food Security

**Anjara**

Bread: no info  
 Rice: 450 SYP  
 Lentils: 350 SYP  
 Sugar: 350 SYP  
 Cooking oil: 500 SYP

Private bakeries

No difficulties reported

0

**Arhab**

Bread: no info  
 Rice: 450 SYP  
 Lentils: 450 SYP  
 Sugar: 325 SYP  
 Cooking oil: 600 SYP

Shops

No difficulties reported

Private bakeries unavailable

**Bishqatine**

Bread: 150 SYP  
 Rice: 450 SYP  
 Lentils: 450 SYP  
 Sugar: 325 SYP  
 Cooking oil: 650 SYP

Shops

No difficulties reported

Private bakeries unavailable

**Bsartun**

Bread: no info  
 Rice: 450 SYP  
 Lentils: 350 SYP  
 Sugar: 350 SYP  
 Cooking oil: 500 SYP

Shops

No difficulties reported

Private bakeries unavailable

**Bshantara**

Bread: no info  
 Rice: 450 SYP  
 Lentils: 500 SYP  
 Sugar: 325 SYP  
 Cooking oil: 600 SYP

Private bakeries

No difficulties reported

0

**Main challenges to obtaining food**

- No challenges
- Some foods unavailable
- Local production decreased
- Lack of access to markets
- Some foods expensive
- Lack of resources to buy food
- Lack of access to fuel
- Cooking fuel unavailable
- No information

Bread (public): 1 pack  
 Rice: 1kg  
 Lentils: 1kg  
 Sugar: 1kg  
 Cooking oil: 1 litre

**Access to bread**

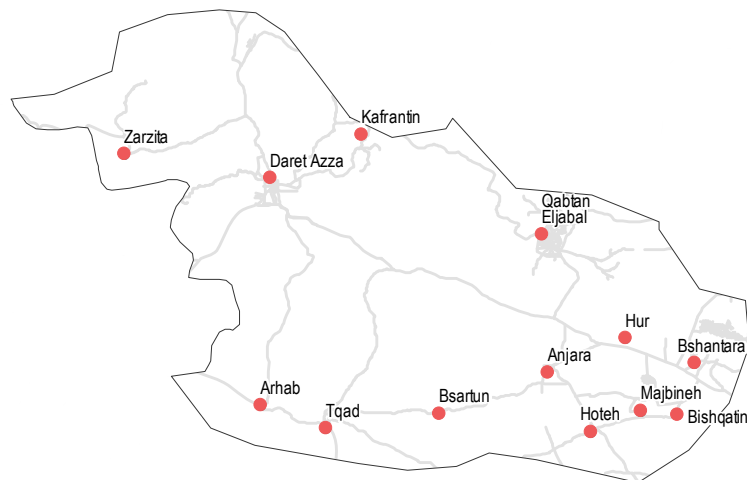
- Most common source of bread
- Most common barriers to accessing bread
- Number of days, per month, where bread from private bakeries was unavailable

### Displacement

- % of pre-conflict population remaining
- % of population that are female
- % of female-headed households
- IDPs living in village
- New IDP arrivals
- Returnees

Daret Azza		Hoteh		Hur		Kafrantin	
76-100%	51-75%	76-100%	51-75%	76-100%	26-50%	76-100%	26-50%
Yes	No	Yes	No	Yes	Yes	Yes	Yes
No	No	No	No	No	No	No	No

• 13/13 communities assessed (5 communities are shown on the previous factsheet, 4 communities are shown on the next factsheet): Daret Azza, Hoteh, Hur, Kafrantin



### Shelter

- Independent apartment or house
- Shared apartment or house
- Unfinished apartment or house
- Tent
- Private space not for shelter
- Cave/natural shelter
- Collective public space not for shelter
- No IDPs
- No information
- Min - Max: rent paid per room (where known)

Daret Azza		Kafrantin	
NDPs	IDPs	NDPs	IDPs
10000	15000 SYP	7500	8000 SYP
Hoteh			
NDPs	IDPs		
7000	10000 SYP		
Hur			
NDPs	IDPs		
8000	9000 SYP		

### Livelihoods

Most common sources of income

Most common strategies used to cope with lack of income / resources

Community	Most common sources of income	Most common strategies used to cope with lack of income / resources
Daret Azza	Daily employment Farm owning Business/trade	Children sent to work/beg Borrowing from family/friends
Hoteh	Daily employment Farm owning Business/trade	Children sent to work/beg Borrowing from family/friends
Hur	Daily employment High risk/illegal work	Children sent to work/beg Borrowing from family/friends High risk/illegal work
Kafrantin	Daily employment High risk/illegal work	Children sent to work/beg Borrowing from family/friends High risk/illegal work

### NFIs

Daret Azza		Kafrantin	
B 11000 SYP	1700 SYP	B 15000 SYP	1750 SYP
C 50 SYP	3000 SYP	C 50 SYP	8500 SYP
D 450 SYP	750 SYP	D 400 SYP	300 SYP
F 70000 SYP	NA	F 75000 SYP	100000 SYP

### Hoteh

B 9500 SYP	NA
C 50 SYP	3500 SYP
D 450 SYP	NA
F 65000 SYP	NA

### Hur

B 15000 SYP	1750 SYP
C 60 SYP	9000 SYP
D 400 SYP	300 SYP
F 80000 SYP	NA

### Daret Azza

Burning productive assets  
 Burning plastics  
 Burning waste

### Hoteh

Burning productive assets  
 Burning plastics  
 Burning waste

### Hur

Cutting trees  
 Burning furniture not in use  
 Burning plastics

### Kafrantin

Cutting trees  
 Burning furniture not in use  
 Burning plastics

- Most common electricity source
- Main network
  - Generator
  - No source
  - Solar alternative
  - Batteries
  - No information
- Fuel Prices (SYP)\*
- B** Butane (cannister)
  - C** Coal (1kg)
  - D** Diesel (1 litre)
  - F** Firewood (1 tonne)
- NFI Prices (SYP)\*
- Cement (50kg)
  - Floor mat (3\*4m)
  - Plastic tarpaulin (1m<sup>2</sup>)
  - Tent (5 persons)
- NA: not available for purchase

- Most common strategies used to cope with a lack of fuel
-

### WASH

- Most common water source**
- Water is safe to drink
  - Water tastes/smells bad
  - People sick after drinking
  - No information
- Sufficiency of available water to meet household needs**
- Sufficient
  - Insufficient
  - No information
- Most common method of garbage disposal**

#### Daret Azza

- Network
- Private paid collection

#### Hoteh

- Water trucking
- Public free collection

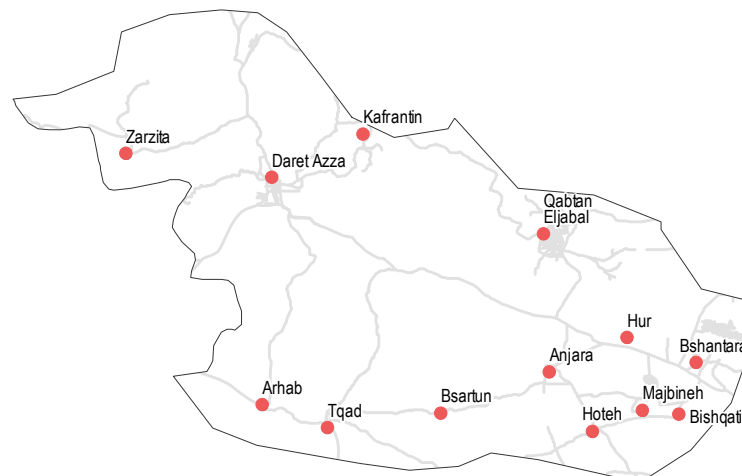
#### Hur

- Network
- Private paid collection

#### Kafrantin

- Water trucking
- Private paid collection

• 13/13 communities assessed (5 communities are shown on the previous factsheet, 4 communities are shown on the next factsheet): Daret Azza, Hoteh, Hur, Kafrantin



### Education

- Status of primary schools in village**
- Functioning
  - Not functioning
  - Not available
  - No information
- Barriers to accessing education services**

#### Hur

Most children accessed education

#### Kafrantin

Services are too far  
 Unsafe route to services

#### Daret Azza

Most children accessed education

#### Hoteh

Most children accessed education

### Health

#### Most common health problems

#### Most common barriers to accessing healthcare

#### Daret Azza

Pregnancy related diseases  
 Injuries  
 Severe diseases affecting those aged less than 5

No difficulties reported

#### Hoteh

Skin diseases  
 Pregnancy related diseases  
 Severe diseases affecting those aged less than 5

No difficulties reported

#### Hur

Communicable diseases  
 Chronic diseases  
 Pregnancy related diseases

No difficulties reported

#### Kafrantin

Diarrhoea  
 Skin diseases  
 Chronic diseases

No facilities in the area  
 High cost of transportation  
 Lack of transportation

### Food Security

#### Daret Azza

- Bread: 150 SYP
- Rice: 450 SYP
- Lentils: 350 SYP
- Sugar: 350 SYP
- Cooking oil: 500 SYP

Public bakeries

No difficulties reported

0

#### Hoteh

- Bread: no info
- Rice: 450 SYP
- Lentils: 350 SYP
- Sugar: 350 SYP
- Cooking oil: 500 SYP

Shops

No difficulties reported

Private bakeries unavailable

#### Hur

- Bread: no info
- Rice: 450 SYP
- Lentils: 500 SYP
- Sugar: 325 SYP
- Cooking oil: 600 SYP

Public bakeries

No difficulties reported

Private bakeries unavailable

#### Kafrantin

- Bread: no info
- Rice: 450 SYP
- Lentils: 500 SYP
- Sugar: 325 SYP
- Cooking oil: 600 SYP

Public bakeries

No difficulties reported

Private bakeries unavailable

#### Main challenges to obtaining food

- No challenges
- Some foods unavailable
- Local production decreased
- Lack of access to markets
- Some foods expensive
- Lack of resources to buy food
- Lack of access to fuel
- Cooking fuel unavailable
- No information

Bread (public): 1 pack  
 Rice: 1kg  
 Lentils: 1kg  
 Sugar: 1kg  
 Cooking oil: 1 litre

#### Access to bread

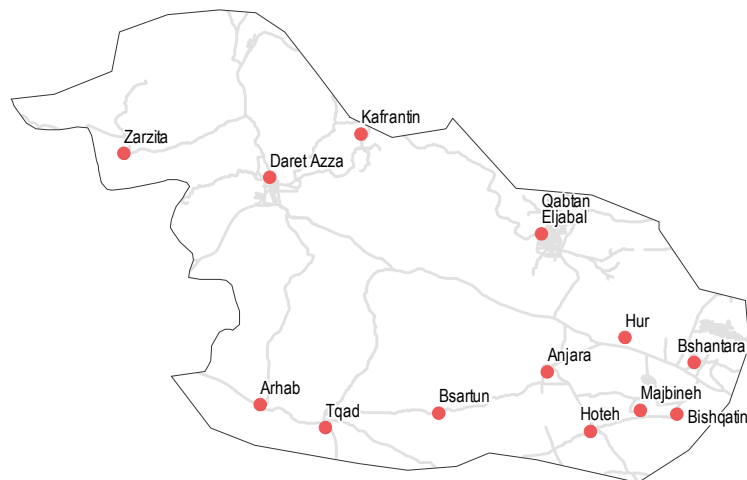
- Most common source of bread
- Most common barriers to accessing bread
- Number of days, per month, where bread from private bakeries was unavailable

### Displacement

- % of pre-conflict population remaining
- % of population that are female
- % of female-headed households
- IDPs living in village
- New IDP arrivals
- Returnees

Community	% of pre-conflict population remaining	% of population that are female	% of female-headed households	IDPs living in village	New IDP arrivals	Returnees
<b>Majbineh</b>	76-100%	26-50%	1-25%	Yes	No	No
<b>Qabtan Eljabal</b>	76-100%	26-50%	1-25%	Yes	No	No
<b>Tqad</b>	76-100%	51-75%	1-25%	Yes	No	No
<b>Zarzita</b>	76-100%	26-50%	1-25%	Yes	No	No

• 13/13 communities assessed (9 communities are shown on the previous two factsheets): Majbineh, Qabtan Eljabal, Tqad, Zarzita



### NFIs

Community	Lightbulb (NFI)	Lightbulb (NFI)
<b>Majbineh</b>	B 15000 SYP C 55 SYP D 400 SYP F 75000 SYP	1850 SYP 8000 SYP 350 SYP 100000 SYP
<b>Zarzita</b>	B 15000 SYP C 55 SYP D 400 SYP F 80000 SYP	1850 SYP 8000 SYP 350 SYP 100000 SYP
<b>Qabtan Eljabal</b>	B 15000 SYP C 60 SYP D 400 SYP F 80000 SYP	1800 SYP 9000 SYP 300 SYP 120000 SYP
<b>Tqad</b>	B 11000 SYP C 50 SYP D 450 SYP F 70000 SYP	1700 SYP 3000 SYP NA NA

- Most common electricity source
- Main network
  - Generator
  - No source
  - Solar alternative
  - Batteries
  - No information
- Fuel Prices (SYP)\*
- B** Butane (cannister)
  - C** Coal (1kg)
  - D** Diesel (1 litre)
  - F** Firewood (1 tonne)
- NFI Prices (SYP)\*
- Cement (50kg)
  - Floor mat (3\*4m)
  - Plastic tarpaulin (1m<sup>2</sup>)
  - Tent (5 persons)
- NA: not available for purchase

### Shelter

- Most common shelter
- Independent apartment or house
  - Shared apartment or house
  - Unfinished apartment or house
  - Tent
  - Private space not for shelter
  - Cave/natural shelter
  - Collective public space not for shelter
  - No IDPs
  - No information
- Min - Max: rent paid per room (where known)

Community	NDPs	IDPs
<b>Majbineh</b>	8000 - 9000 SYP	6000 - 7000 SYP
<b>Zarzita</b>	6000 - 7000 SYP	6000 - 7000 SYP
<b>Qabtan Eljabal</b>	7000 - 8000 SYP	7000 - 8000 SYP
<b>Tqad</b>	10000 - 12500 SYP	10000 - 12500 SYP

### Livelihoods

Most common sources of income

Most common strategies used to cope with lack of income / resources

Community	Most common sources of income	Most common strategies used to cope with lack of income / resources
<b>Majbineh</b>	Daily employment High risk/illegal work	Borrowing from family/friends High risk/illegal work Skipping meals
<b>Qabtan Eljabal</b>	Daily employment High risk/illegal work	Borrowing from family/friends High risk/illegal work Skipping meals
<b>Tqad</b>	Daily employment Farm owning Business/trade	Children sent to work/beg Borrowing from family/friends
<b>Zarzita</b>	Daily employment High risk/illegal work	Borrowing from family/friends High risk/illegal work Skipping meals

- Majbineh**
- Cutting trees
  - Burning furniture not in use
  - Burning plastics
- Qabtan Eljabal**
- Cutting trees
  - Burning furniture not in use
  - Burning plastics
- Tqad**
- Burning productive assets
  - Burning plastics
  - Burning waste

- Zarzita**
- Cutting trees
  - Burning furniture not in use
  - Burning plastics

### WASH

**Most common water source**

**Status of water source**

- Water is safe to drink
- Water tastes/smells bad
- People sick after drinking
- No information

**Sufficiency of available water to meet household needs**

- Sufficient
- Insufficient
- No information

**Most common method of garbage disposal**

**Majbineh**

- Water trucking
- Private paid collection

**Qabtan Eljabal**

- Network
- Private paid collection

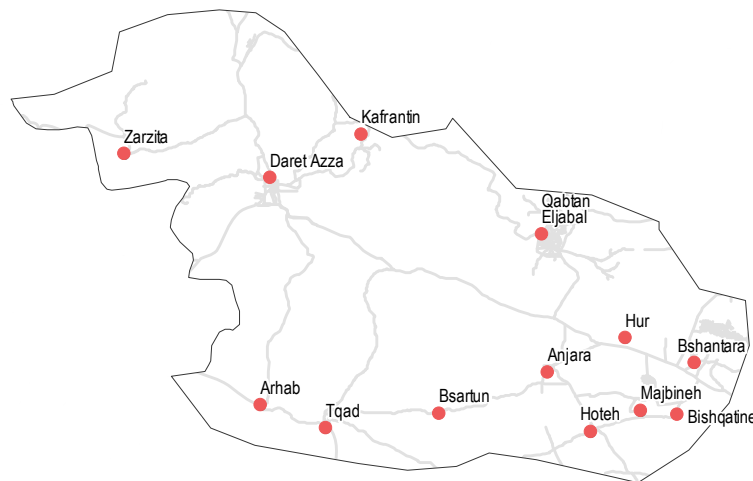
**Tqad**

- Water trucking
- Public free collection

**Zarzita**

- Network
- Private paid collection

• 13/13 communities assessed (9 communities are shown on the previous two factsheets): Majbineh, Qabtan Eljabal, Tqad, Zarzita



### Food Security

**Majbineh**

- Bread: no info
- Rice: 450 SYP
- Lentils: 500 SYP
- Sugar: 325 SYP
- Cooking oil: 600 SYP

**Shops**

- No difficulties reported
- Private bakeries unavailable

**Qabtan Eljabal**

- Bread: no info
- Rice: 450 SYP
- Lentils: 500 SYP
- Sugar: 325 SYP
- Cooking oil: 550 SYP

**Shops**

- Private bakeries
- No difficulties reported
- 0

**Tqad**

- Bread: no info
- Rice: 400 SYP
- Lentils: 350 SYP
- Sugar: 400 SYP
- Cooking oil: 500 SYP

**Shops**

- No difficulties reported
- Private bakeries unavailable

**Zarzita**

- Bread: no info
- Rice: 450 SYP
- Lentils: 500 SYP
- Sugar: 325 SYP
- Cooking oil: 550 SYP

**Shops**

- No difficulties reported
- Private bakeries unavailable

**Main challenges to obtaining food**

- No challenges
- Some foods unavailable
- Local production decreased
- Lack of access to markets
- Some foods expensive
- Lack of resources to buy food
- Lack of access to fuel
- Cooking fuel unavailable
- No information

**Bread (public): 1 pack**

**Rice: 1kg**

**Lentils: 1kg**

**Sugar: 1kg**

**Cooking oil: 1 litre**

**Access to bread**

- Most common source of bread
- Most common barriers to accessing bread
- Number of days, per month, where bread from private bakeries was unavailable

### Education

**Status of primary schools in village**

- Functioning
- Not functioning
- Not available
- No information

**Barriers to accessing education services**

**Tqad**

Unsafe route to services

**Zarzita**

Most children accessed education

**Majbineh**

Most children accessed education

**Qabtan Eljabal**

Most children accessed education

### Health

**Most common health problems**

**Most common barriers to accessing healthcare**

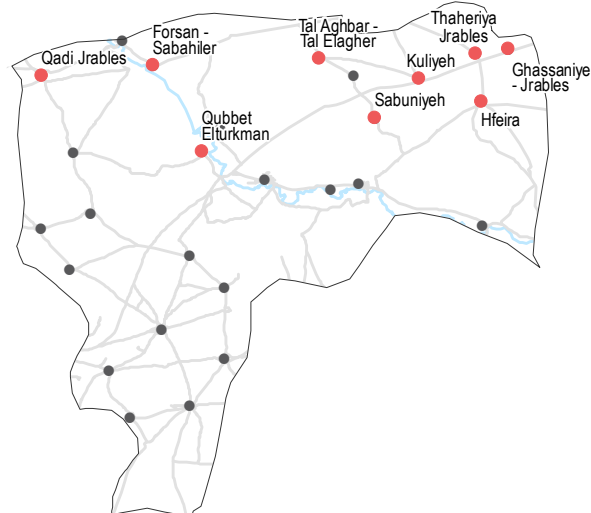
Community	Most common health problems	Most common barriers to accessing healthcare
<b>Majbineh</b>	Chronic diseases Maternal health issues Severe diseases affecting those aged less than 5	No facilities in the area High cost of transportation Disability/Injuries/Illness
<b>Qabtan Eljabal</b>	Skin diseases Chronic diseases Severe diseases affecting those aged less than 5	No difficulties reported
<b>Tqad</b>	Skin diseases Pregnancy related diseases Severe diseases affecting those aged less than 5	No difficulties reported
<b>Zarzita</b>	Skin diseases Communicable diseases Chronic diseases	No facilities in the area High cost of transportation Disability/Injuries/Illness

### Displacement

- % of pre-conflict population remaining
- % of population that are female
- % of female-headed households
- IDPs living in village
- New IDP arrivals
- Returnees

Community	% of pre-conflict population remaining	% of population that are female	% of female-headed households	IDPs living in village	New IDP arrivals	Returnees
<b>Forsan Sabahiler</b>	76-100%	26-50%	1-25%	Yes	No	No
<b>Ghassaniyeh Jrables</b>	76-100%	26-50%	1-25%	Yes	No	No
<b>Hfeira</b>	76-100%	26-50%	1-25%	Yes	No	No
<b>Kuliyeh</b>	76-100%	26-50%	1-25%	Yes	No	No
<b>Qadi Jrables</b>	76-100%	26-50%	1-25%	Yes	No	No

• 9/27 communities assessed (4 communities are shown on the next factsheet): Forsan Sabahiler, Ghassaniyeh Jrables, Hfeira, Kuliyeh, Qadi Jrables



### Shelter

- Independent apartment or house
- Shared apartment or house
- Unfinished apartment or house
- Tent
- Private space not for shelter
- Cave/natural shelter
- Collective public space not for shelter
- No IDPs
- No information
- Min - Max: rent paid per room (where known)

Community	Most common shelter	NDPs	IDPs
<b>Forsan Sabahiler</b>	Independent apartment or house	7000 - 9000 SYP	
<b>Kuliyeh</b>	Independent apartment or house	8000 - 10000 SYP	
<b>Ghassaniyeh Jrables</b>	Independent apartment or house	8000 - 10000 SYP	
<b>Qadi Jrables</b>	Independent apartment or house	7000 - 9000 SYP	
<b>Hfeira</b>	No IDPs	7000 - 9000 SYP	

### Livelihoods

- Most common sources of income
- Most common strategies used to cope with lack of income / resources

Community	Most common sources of income	Most common strategies used to cope with lack of income / resources
<b>Forsan Sabahiler</b>	Stable employment Daily employment Farm owning	Children sent to work/beg Borrowing from family/friends
<b>Ghassaniyeh Jrables</b>	Stable employment Daily employment Farm owning	Borrowing from family/friends
<b>Hfeira</b>	Stable employment Daily employment Farm owning	Borrowing from family/friends
<b>Kuliyeh</b>	Stable employment Daily employment Farm owning	Taking loans/buying on credit Borrowing from family/friends
<b>Qadi Jrables</b>	Stable employment Daily employment Farm owning	Children sent to work/beg Borrowing from family/friends High risk/illegal work

### NFIs

Community	Lightbulb (Electricity)	Generator	Lightbulb (Electricity)	Generator
<b>Forsan Sabahiler</b>	B 9000 SYP	7000 SYP	B 9000 SYP	7200 SYP
<b>Kuliyeh</b>	B 9000 SYP	7000 SYP	B 9000 SYP	7200 SYP
<b>Ghassaniyeh Jrables</b>	B 9000 SYP	7200 SYP	B 9000 SYP	7500 SYP
<b>Qadi Jrables</b>	B 9000 SYP	1800 SYP	B 9000 SYP	300 SYP

### Hfeira

B 9000 SYP	1800 SYP
C 500 SYP	7000 SYP
D 175 SYP	250 SYP
F 40000 SYP	NA

**Forsan Sabahiler**  
No lack of fuel

**Ghassaniyeh Jrables**  
No lack of fuel

**Hfeira**  
No lack of fuel

**Kuliyeh**  
No lack of fuel

**Qadi Jrables**  
No lack of fuel

- Most common electricity source
- Main network
- Generator
- No source
- Solar alternative
- Batteries
- No information
- Fuel Prices (SYP)\*
- B** Butane (cannister)
- C** Coal (1kg)
- D** Diesel (1 litre)
- F** Firewood (1 tonne)
- NFI Prices (SYP)\*
- Cement (50kg)
- Floor mat (3\*4m)
- Plastic tarpaulin (1m<sup>2</sup>)
- Tent (5 persons)
- NA: not available for purchase

Most common strategies used to cope with a lack of fuel

# Humanitarian Situation Overview in Syria (HSOS): Sub-district Factsheets

## Ghandorah 1/2, Aleppo Governorate

Sub-district P-Code: SY020801  
**March 2018**

### WASH

- Most common water source**
- Status of water source**
- Water is safe to drink
  - Water tastes/smells bad
  - People sick after drinking
  - No information
- Sufficiency of available water to meet household needs**
- Sufficient
  - Insufficient
  - No information
- Most common method of garbage disposal**

#### Forsan Sabahiler

- Closed well
- Buried / burned

#### Ghassaniyeh Jrables

- Closed well
- Buried / burned

#### Hfeira

- Closed well
- Buried / burned

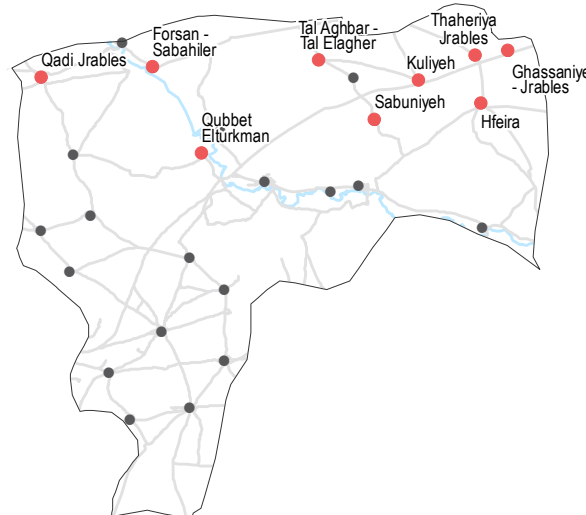
#### Kuliyeh

- Closed well
- Disposed at designated site

#### Qadi Jrables

- Closed well
- Buried / burned

9/27 communities assessed (4 communities are shown on the next factsheet): Forsan Sabahiler, Ghassaniyeh Jrables, Hfeira, Kuliyeh, Qadi Jrables



### Education

- Status of primary schools in village**
- Functioning
  - Not functioning
  - Not available
  - No information
- Barriers to accessing education services**
- Forsan Sabahiler: Most children accessed education
  - Ghassaniyeh Jrables: Most children accessed education

#### Hfeira

Services are too far  
 No spaces available

#### Kuliyeh

Most children accessed education

#### Qadi Jrables

Most children accessed education

#### Ghassaniyeh Jrables

Most children accessed education

### Health

Most common health problems

Most common barriers to accessing healthcare

#### Forsan Sabahiler

Skin diseases  
 Maternal health issues  
 Acute respiratory infections

No facilities in the area

#### Ghassaniyeh Jrables

Skin diseases  
 Communicable diseases  
 Maternal health issues

No facilities in the area

#### Hfeira

Communicable diseases  
 Maternal health issues  
 Acute respiratory infections

No facilities in the area

#### Kuliyeh

Communicable diseases  
 Maternal health issues  
 Acute respiratory infections

No facilities in the area  
 Lack of transportation

#### Qadi Jrables

Skin diseases  
 Maternal health issues  
 Acute respiratory infections

No facilities in the area

### Food Security

#### Forsan Sabahiler

- Bread: 100 SYP
- Rice: 350 SYP
- Lentils: 375 SYP
- Sugar: 400 SYP
- Cooking oil: 500 SYP
- Shops
- No difficulties reported
- Private bakeries unavailable

#### Ghassaniyeh Jrables

- Bread: 100 SYP
- Rice: 350 SYP
- Lentils: 375 SYP
- Sugar: 400 SYP
- Cooking oil: 500 SYP
- Shops
- No difficulties reported
- Private bakeries unavailable

#### Hfeira

- Bread: 100 SYP
- Rice: 350 SYP
- Lentils: 375 SYP
- Sugar: 400 SYP
- Cooking oil: 500 SYP
- Shops
- No difficulties reported
- Private bakeries unavailable

#### Kuliyeh

- Bread: 100 SYP
- Rice: 350 SYP
- Lentils: 375 SYP
- Sugar: 400 SYP
- Cooking oil: 500 SYP
- Shops
- No difficulties reported
- Private bakeries unavailable

#### Qadi Jrables

- Bread: 100 SYP
- Rice: 350 SYP
- Lentils: 375 SYP
- Sugar: 400 SYP
- Cooking oil: 550 SYP
- Shops
- No difficulties reported
- Private bakeries unavailable

Main challenges to obtaining food

- No challenges
- Some foods unavailable
- Local production decreased
- Lack of access to markets
- Some foods expensive
- Lack of resources to buy food
- Lack of access to fuel
- Cooking fuel unavailable
- No information

Bread (public): 1 pack  
 Rice: 1kg  
 Lentils: 1 kg  
 Sugar: 1kg  
 Cooking oil: 1 litre

Access to bread

Most common source of bread

Most common barriers to accessing bread

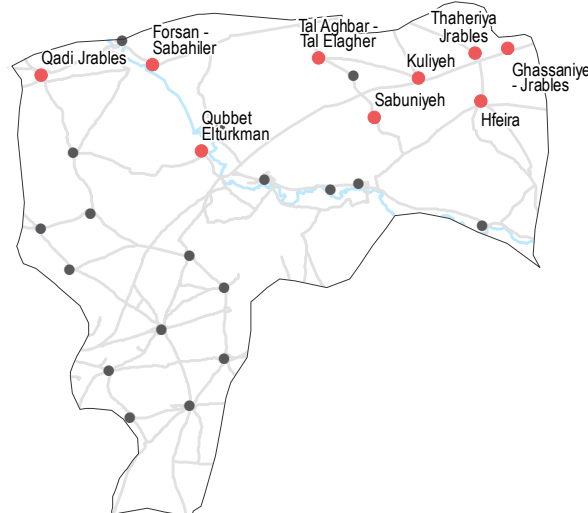
Number of days, per month, where bread from private bakeries was unavailable

### Displacement

- % of pre-conflict population remaining
- % of population that are female
- % of female-headed households
- IDPs living in village
- New IDP arrivals
- Returnees

Community	% of pre-conflict population remaining	% of population that are female	% of female-headed households	IDPs living in village	New IDP arrivals	Returnees
<b>Qubbet Etlurkman</b>	76-100%	26-50%	1-25%	Yes	No	No
<b>Sabuniyeh</b>	76-100%	26-50%	1-25%	Yes	Yes	Yes
<b>Tal Aghbar Tal Elagher</b>	76-100%	26-50%	1-25%	Yes	No	No
<b>Thaheriya Jrables</b>	76-100%	26-50%	1-25%	Yes	Yes	No

• 9/27 communities assessed (5 communities are shown on the previous factsheet): Qubbet Etlurkman, Sabuniyeh, Tal Aghbar Tal Elagher, Thaheriya Jrables



### Shelter

- Independent apartment or house
  - Shared apartment or house
  - Unfinished apartment or house
  - Tent
  - Private space not for shelter
  - Cave/natural shelter
  - Collective public space not for shelter
  - No IDPs
  - No information
- Min - Max: rent paid per room (where known)

Community	NDPs	IDPs
<b>Qubbet Etlurkman</b>		
<b>Thaheriya Jrables</b>		
<b>Sabuniyeh</b>		
<b>Tal Aghbar Tal Elagher</b>		

8000 - 10000 SYP

### Livelihoods

- Most common sources of income
- Most common strategies used to cope with lack of income / resources

Community	Most common sources of income	Most common strategies used to cope with lack of income / resources
<b>Qubbet Etlurkman</b>	Stable employment Daily employment Savings	High risk/illegal work
<b>Sabuniyeh</b>	Stable employment Daily employment Farm owning	Borrowing from family/friends
<b>Tal Aghbar Tal Elagher</b>	Stable employment Daily employment Farm owning	Taking loans/buying on credit Borrowing from family/friends
<b>Thaheriya Jrables</b>	Stable employment Daily employment Farm owning	Children sent to work/beg Borrowing from family/friends High risk/illegal work

### NFIs

Community	B	C	D	F
<b>Qubbet Etlurkman</b>	9000 SYP	500 SYP	175 SYP	40000 SYP
<b>Thaheriya Jrables</b>	9000 SYP	450 SYP	175 SYP	38000 SYP
<b>Sabuniyeh</b>	9000 SYP	500 SYP	175 SYP	40000 SYP
<b>Tal Aghbar Tal Elagher</b>	9000 SYP	500 SYP	175 SYP	40000 SYP

- Most common electricity source
- Main network
- Generator
- No source
- Solar alternative
- Batteries
- No information
- Fuel Prices (SYP)\*
- B** Butane (cannister)
- C** Coal (1kg)
- D** Diesel (1 litre)
- F** Firewood (1 tonne)
- NFI Prices (SYP)\*
- Cement (50kg)
- Floor mat (3\*4m)
- Plastic tarpaulin (1m<sup>2</sup>)
- Tent (5 persons)
- NA: not available for purchase

Community	Most common strategies used to cope with a lack of fuel
<b>Qubbet Etlurkman</b>	No lack of fuel
<b>Sabuniyeh</b>	No lack of fuel
<b>Thaheriya Jrables</b>	No lack of fuel
<b>Tal Aghbar Tal Elagher</b>	No lack of fuel

### WASH

- Most common water source**
- Status of water source**
- Water is safe to drink
  - Water tastes/smells bad
  - People sick after drinking
  - No information
- Sufficiency of available water to meet household needs**
- Sufficient
  - Insufficient
  - No information
- Most common method of garbage disposal**
- Buried / burned

#### Qubbet Etlurkman

- Closed well
- Buried / burned

#### Sabuniyeh

- Closed well
- Buried / burned

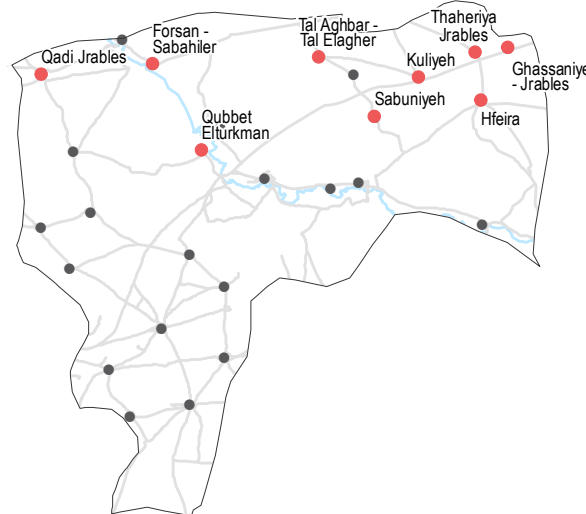
#### Tal Aghbar Tal Elagher

- Closed well
- Disposed at designated site

#### Thaheriya Jrables

- Closed well
- Buried / burned

• 9/27 communities assessed (5 communities are shown on the previous factsheet): Qubbet Etlurkman, Sabuniyeh, Tal Aghbar Tal Elagher, Thaheriya Jrables



### Education

- Status of primary schools in village**
- Functioning
  - Not functioning
  - Not available
  - No information
- Barriers to accessing education services**

#### Tal Aghbar Tal Elagher

Most children accessed education

#### Thaheriya Jrables

Most children accessed education

#### Qubbet Etlurkman

Most children accessed education

#### Sabuniyeh

Most children accessed education

### Health

#### Most common health problems

#### Most common barriers to accessing healthcare

#### Qubbet Etlurkman

Communicable diseases  
 Maternal health issues  
 Acute respiratory infections

No facilities in the area

#### Sabuniyeh

Communicable diseases  
 Maternal health issues  
 Acute respiratory infections

No facilities in the area

#### Tal Aghbar Tal Elagher

Communicable diseases  
 Maternal health issues  
 Acute respiratory infections

No facilities in the area  
 Lack of transportation

#### Thaheriya Jrables

Skin diseases  
 Maternal health issues  
 Acute respiratory infections

High cost of transportation  
 Lack of transportation  
 Old age

### Food Security

#### Qubbet Etlurkman

- Bread: 100 SYP
  - Rice: 350 SYP
  - Lentils: 375 SYP
  - Sugar: 400 SYP
  - Cooking oil: 500 SYP
- Shops
  - No difficulties reported
  - Private bakeries unavailable

#### Sabuniyeh

- Bread: 100 SYP
  - Rice: 350 SYP
  - Lentils: 375 SYP
  - Sugar: 375 SYP
  - Cooking oil: 500 SYP
- Shops
  - No difficulties reported
  - Private bakeries unavailable

#### Tal Aghbar Tal Elagher

- Bread: 100 SYP
  - Rice: 350 SYP
  - Lentils: 375 SYP
  - Sugar: 400 SYP
  - Cooking oil: 500 SYP
- Shops
  - No difficulties reported
  - Private bakeries unavailable

#### Thaheriya Jrables

- Bread: 100 SYP
  - Rice: 350 SYP
  - Lentils: 375 SYP
  - Sugar: 375 SYP
  - Cooking oil: 500 SYP
- Shops
  - No difficulties reported
  - Private bakeries unavailable

#### Main challenges to obtaining food

- No challenges
- Some foods unavailable
- Local production decreased
- Lack of access to markets
- Some foods expensive
- Lack of resources to buy food
- Lack of access to fuel
- Cooking fuel unavailable
- No information

Bread (public): 1 pack  
 Rice: 1kg  
 Lentils: 1kg  
 Sugar: 1kg  
 Cooking oil: 1 litre

#### Access to bread

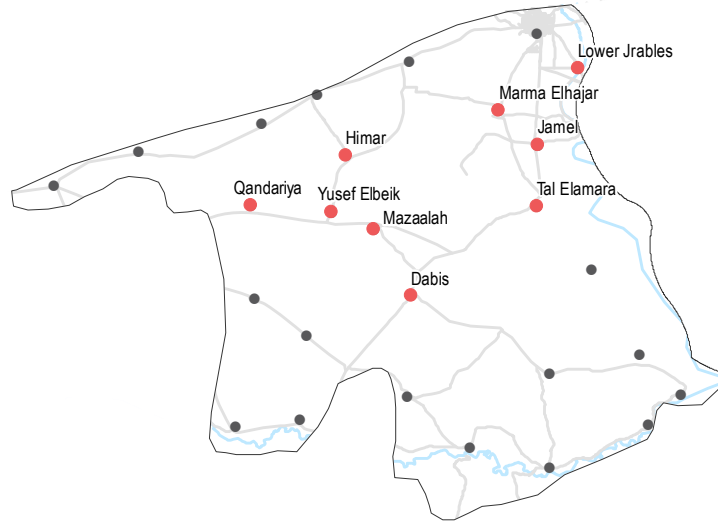
- Most common source of bread
- Most common barriers to accessing bread
- Number of days, per month, where bread from private bakeries was unavailable

### Displacement

- % of pre-conflict population remaining
- % of population that are female
- % of female-headed households
- IDPs living in village
- New IDP arrivals
- Returnees

Community	% of pre-conflict population remaining	% of population that are female	% of female-headed households	IDPs living in village	New IDP arrivals	Returnees
<b>Dabis</b>	76-100%	26-50%	1-25%	Yes	No	No
<b>Himar</b>	76-100%	26-50%	1-25%	Yes	Yes	No
<b>Jamel</b>	76-100%	26-50%	1-25%	Yes	No	No
<b>Lower Jrables</b>	76-100%	26-50%	1-25%	Yes	No	Yes
<b>Marma Elhajar</b>	76-100%	26-50%	1-25%	Yes	No	No

• 9/27 communities assessed (4 communities are shown on the next factsheet): Dabis, Himar, Jamel, Lower Jrables, Marma Elhajar



### Shelter

- Independent apartment or house
- Shared apartment or house
- Unfinished apartment or house
- Tent
- Private space not for shelter
- Cave/natural shelter
- Collective public space not for shelter
- No IDPs
- No information
- Min - Max: rent paid per room (where known)

Community	Most common shelter	NDPs	IDPs
<b>Dabis</b>	Independent apartment or house	6000 - 9000 SYP	
<b>Lower Jrables</b>	Shared apartment or house	10000 - 15000 SYP	
<b>Himar</b>	Unfinished apartment or house	5000 - 8000 SYP	
<b>Marma Elhajar</b>	Tent	5000 - 8000 SYP	
<b>Jamel</b>	Private space not for shelter	8000 - 15000 SYP	

### Livelihoods

- Most common sources of income
- Most common strategies used to cope with lack of income / resources

Community	Most common sources of income	Most common strategies used to cope with lack of income / resources
<b>Dabis</b>	Stable employment Daily employment Farm owning	Borrowing from family/friends Reducing meal size
<b>Himar</b>	Stable employment Daily employment Farm owning	Borrowing from family/friends Reducing meal size
<b>Jamel</b>	Stable employment Daily employment Farm owning	Taking loans/buying on credit Borrowing from family/friends
<b>Lower Jrables</b>	Stable employment Daily employment Farm owning	Taking loans/buying on credit Borrowing from family/friends
<b>Marma Elhajar</b>	Stable employment Daily employment Farm owning	Borrowing from family/friends

### NFIs

Community	Lightbulb (SYP)	Lightbulb (SYP)	Lightbulb (SYP)	Lightbulb (SYP)
<b>Dabis</b>	B 9200 SYP	C 200 SYP	D 200 SYP	F 44000 SYP
<b>Lower Jrables</b>	B 9000 SYP	C 500 SYP	D 175 SYP	F 40000 SYP
<b>Himar</b>	B 9300 SYP	C 200 SYP	D 200 SYP	F 45000 SYP
<b>Marma Elhajar</b>	B 9000 SYP	C 100 SYP	D 200 SYP	F 45000 SYP
<b>Jamel</b>	B 9000 SYP	C NA	D 175 SYP	F 40000 SYP

- Most common electricity source
- Main network
- Generator
- No source
- Solar alternative
- Batteries
- No information
- Fuel Prices (SYP)\*
- B** Butane (cannister)
- C** Coal (1kg)
- D** Diesel (1 litre)
- F** Firewood (1 tonne)
- NFI Prices (SYP)\*
- Cement (50kg)
- Floor mat (3\*4m)
- Plastic tarpaulin (1m<sup>2</sup>)
- Tent (5 persons)
- NA: not available for purchase

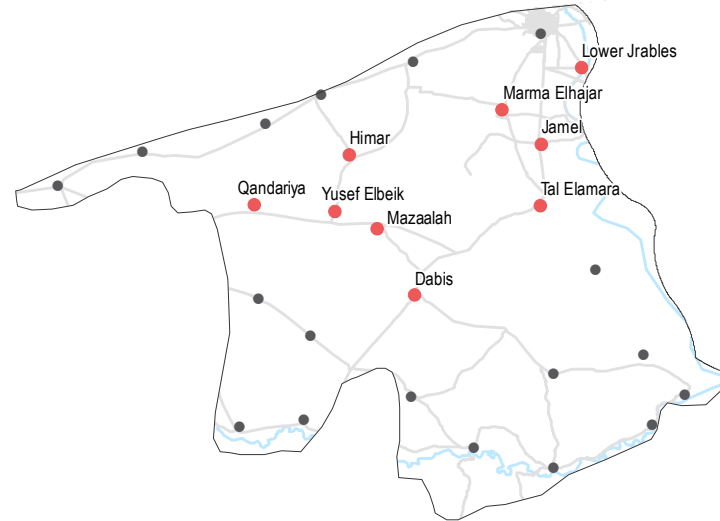
Community	Most common strategies used to cope with lack of fuel
<b>Dabis</b>	No lack of fuel
<b>Himar</b>	No lack of fuel
<b>Jamel</b>	No lack of fuel
<b>Lower Jrables</b>	No lack of fuel
<b>Marma Elhajar</b>	No lack of fuel

### WASH

- Most common water source**
- Status of water source**
- Water is safe to drink
  - Water tastes/smells bad
  - People sick after drinking
  - No information
- Sufficiency of available water to meet household needs**
- Sufficient
  - Insufficient
  - No information
- Most common method of garbage disposal**

- Dabis**
- Closed well
  - Buried / burned
- Himar**
- Closed well
  - Public free collection
- Jamel**
- Water trucking
  - Public free collection
- Lower Jrables**
- Network
  - Public free collection
- Marma Elhajar**
- Network
  - Public free collection

• 9/27 communities assessed (4 communities are shown on the next factsheet): Dabis, Himar, Jamel, Lower Jrables, Marma Elhajar



### Education

- Status of primary schools in village**
- Functioning
  - Not functioning
  - Not available
  - No information
- Barriers to accessing education services**

- Jamel**
- Most children accessed education
- Lower Jrables**
- Most children accessed education
- Marma Elhajar**
- Most children accessed education

- Dabis**
- Most children accessed education
- Himar**
- Most children accessed education

### Health

- Most common health problems**
- Most common barriers to accessing healthcare**

Community	Most common health problems	Most common barriers to accessing healthcare
Dabis	Injuries Acute respiratory infections Severe diseases affecting those aged less than 5	No facilities in the area Lack of transportation
Himar	Acute respiratory infections Severe diseases affecting those aged less than 5	No facilities in the area Lack of transportation
Jamel	Maternal health issues Acute respiratory infections Severe diseases affecting those aged less than 5	No facilities in the area
Lower Jrables	Maternal health issues Acute respiratory infections Severe diseases affecting those aged less than 5	No facilities in the area
Marma Elhajar	Acute respiratory infections Severe diseases affecting those aged less than 5	No facilities in the area

### Food Security

#### Dabis

- Bread: 125 SYP
  - Rice: 400 SYP
  - Lentils: 350 SYP
  - Sugar: 300 SYP
  - Cooking oil: 450 SYP
- Public bakeries
  - No difficulties reported
  - Private bakeries unavailable

#### Himar

- Bread: 125 SYP
  - Rice: 400 SYP
  - Lentils: 400 SYP
  - Sugar: 300 SYP
  - Cooking oil: 500 SYP
- Public bakeries
  - No difficulties reported
  - Private bakeries unavailable

#### Jamel

- Bread: 100 SYP
  - Rice: 400 SYP
  - Lentils: 375 SYP
  - Sugar: 300 SYP
  - Cooking oil: 500 SYP
- Shops
  - No difficulties reported
  - 0

#### Lower Jrables

- Bread: 100 SYP
  - Rice: 400 SYP
  - Lentils: 375 SYP
  - Sugar: 300 SYP
  - Cooking oil: 500 SYP
- Shops
  - No difficulties reported
  - Private bakeries unavailable

#### Marma Elhajar

- Bread: 100 SYP
  - Rice: 400 SYP
  - Lentils: 375 SYP
  - Sugar: 300 SYP
  - Cooking oil: 500 SYP
- Public bakeries
  - No difficulties reported
  - Private bakeries unavailable

#### Main challenges to obtaining food

- No challenges
- Some foods unavailable
- Local production decreased
- Lack of access to markets
- Some foods expensive
- Lack of resources to buy food
- Lack of access to fuel
- Cooking fuel unavailable
- No information

- Bread (public): 1 pack
- Rice: 1kg
- Lentils: 1kg
- Sugar: 1kg
- Cooking oil: 1 litre

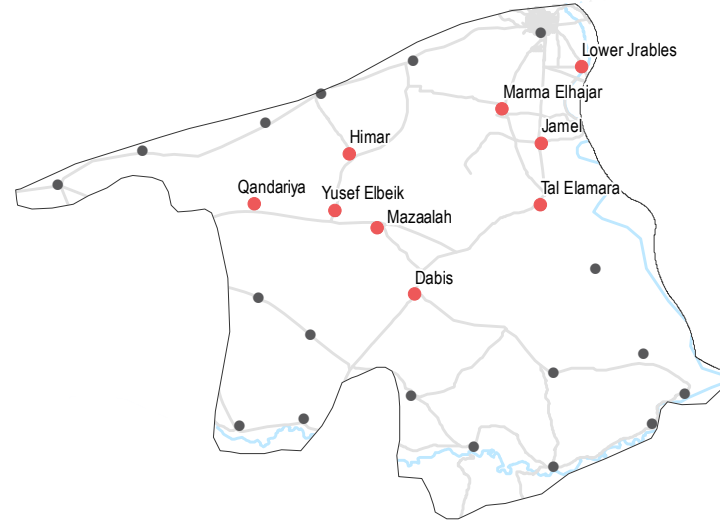
- Access to bread**
- Most common source of bread
  - Most common barriers to accessing bread
  - Number of days, per month, where bread from private bakeries was unavailable

### Displacement

- % of pre-conflict population remaining
- % of population that are female
- % of female-headed households
- IDPs living in village
- New IDP arrivals
- Returnees

Community	% of pre-conflict population remaining	% of population that are female	% of female-headed households	IDPs living in village	New IDP arrivals	Returnees
<b>Mazaalah</b>	76-100%	1-25%	1-25%	Yes	No	No
<b>Qandariya</b>	76-100%	26-50%	1-25%	Yes	No	No
<b>Tal Elamara</b>	76-100%	26-50%	1-25%	Yes	Yes	No
<b>Yusef Elbeik</b>	76-100%	26-50%	1-25%	Yes	No	Yes

• 9/27 communities assessed (5 communities are shown on the previous factsheet): Mazaalah, Qandariya, Tal Elamara, Yusef Elbeik



### Shelter

- Independent apartment or house
- Shared apartment or house
- Unfinished apartment or house
- Tent
- Private space not for shelter
- Cave/natural shelter
- Collective public space not for shelter
- No IDPs
- No information
- Min - Max: rent paid per room (where known)

Community	Most common shelter	NDPs	IDPs	Min - Max: rent paid per room (where known)
<b>Mazaalah</b>	Independent apartment or house	4000 - 5000 SYP		
<b>Yusef Elbeik</b>	Independent apartment or house	6000 - 8000 SYP		
<b>Qandariya</b>	Independent apartment or house	6000 - 8000 SYP		
<b>Tal Elamara</b>	Independent apartment or house	5000 - 8000 SYP		

### Livelihoods

- Most common sources of income
- Most common strategies used to cope with lack of income / resources

Community	Most common sources of income	Most common strategies used to cope with lack of income / resources
<b>Mazaalah</b>	Stable employment Daily employment Farm owning	Borrowing from family/friends Reducing meal size
<b>Qandariya</b>	Stable employment Daily employment Farm owning	Borrowing from family/friends Reducing meal size
<b>Tal Elamara</b>	Stable employment Daily employment Farm owning	Borrowing from family/friends Reducing meal size
<b>Yusef Elbeik</b>	Stable employment Daily employment Farm owning	Borrowing from family/friends Reducing meal size

### NFIs

Community	Most common electricity source	Fuel Prices (SYP)*	NFI Prices (SYP)*
<b>Mazaalah</b>	Generator	B 9300 SYP, C 125 SYP, D 200 SYP, F 45000 SYP	
<b>Yusef Elbeik</b>	Generator	B 9300 SYP, C 200 SYP, D 200 SYP, F 45000 SYP	

Community	Most common electricity source	Fuel Prices (SYP)*	NFI Prices (SYP)*
<b>Qandariya</b>	Solar alternative	B 9400 SYP, C 200 SYP, D 200 SYP, F 46000 SYP	

Community	Most common electricity source	Fuel Prices (SYP)*	NFI Prices (SYP)*
<b>Tal Elamara</b>	Main network	B 9000 SYP, C 100 SYP, D 200 SYP, F 45000 SYP	

Community	Most common electricity source	Fuel Prices (SYP)*	NFI Prices (SYP)*	Most common strategies used to cope with a lack of fuel
<b>Mazaalah</b>	Generator			No lack of fuel
<b>Qandariya</b>	Solar alternative			No lack of fuel
<b>Yusef Elbeik</b>	Generator			No lack of fuel
<b>Tal Elamara</b>	Main network			No lack of fuel

### WASH

- Most common water source**
- Status of water source**
- Water is safe to drink
  - Water tastes/smells bad
  - People sick after drinking
  - No information
- Sufficiency of available water to meet household needs**
- Sufficient
  - Insufficient
  - No information
- Most common method of garbage disposal**
- Public free collection
  - Buried / burned

#### Mazaalah

- Closed well
- Disposed at designated site

#### Qandariya

- Closed well
- Buried / burned

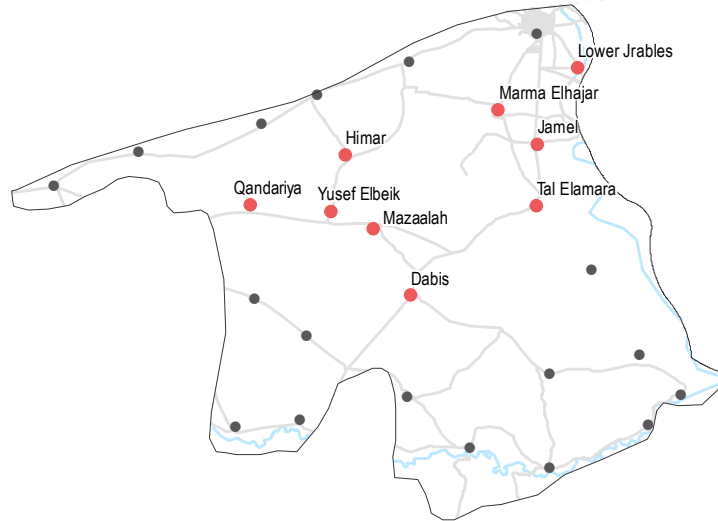
#### Tal Elamara

- Closed well
- Public free collection

#### Yusef Elbeik

- Closed well
- Buried / burned

• 9/27 communities assessed (5 communities are shown on the previous factsheet): Mazaalah, Qandariya, Tal Elamara, Yusef Elbeik



### Education

- Status of primary schools in village**
- Functioning
  - Not functioning
  - Not available
  - No information
- Barriers to accessing education services**
- Lack of transportation

#### Tal Elamara

Most children accessed education

#### Yusef Elbeik

Most children accessed education

#### Mazaalah

Most children accessed education

#### Qandariya

Most children accessed education

### Health

**Most common health problems**

**Most common barriers to accessing healthcare**

#### Mazaalah

Severe diseases affecting those aged less than 5

No facilities in the area  
Lack of transportation

#### Qandariya

Chronic diseases  
Acute respiratory infections  
Severe diseases affecting those aged less than 5

No facilities in the area  
Lack of transportation

#### Tal Elamara

Severe diseases affecting those aged less than 5

No facilities in the area  
Lack of transportation

#### Yusef Elbeik

Diarrhoea  
Chronic diseases  
Severe diseases affecting those aged less than 5

No facilities in the area  
Lack of transportation

### Food Security

#### Mazaalah

- Bread: 125 SYP
- Rice: 425 SYP
- Lentils: 400 SYP
- Sugar: 350 SYP
- Cooking oil: 550 SYP

- Public bakeries
- No difficulties reported
- Private bakeries unavailable

#### Qandariya

- Bread: 125 SYP
- Rice: 425 SYP
- Lentils: 400 SYP
- Sugar: 350 SYP
- Cooking oil: 550 SYP

- Private bakeries
- No difficulties reported
- Private bakeries unavailable

#### Tal Elamara

- Bread: 125 SYP
- Rice: 400 SYP
- Lentils: 400 SYP
- Sugar: 325 SYP
- Cooking oil: 550 SYP

- Public bakeries
- No difficulties reported
- Private bakeries unavailable

#### Yusef Elbeik

- Bread: 125 SYP
- Rice: 400 SYP
- Lentils: 300 SYP
- Sugar: 300 SYP
- Cooking oil: 400 SYP

- Public bakeries
- No difficulties reported
- Private bakeries unavailable

**Main challenges to obtaining food**

- No challenges
- Some foods unavailable
- Local production decreased
- Lack of access to markets
- Some foods expensive
- Lack of resources to buy food
- Lack of access to fuel
- Cooking fuel unavailable
- No information

Bread (public): 1 pack  
Rice: 1kg  
Lentils: 1kg  
Sugar: 1kg  
Cooking oil: 1 litre

**Access to bread**

- Most common source of bread
- Most common barriers to accessing bread
- Number of days, per month, where bread from private bakeries was unavailable

# Jebel Saman - Aleppo City, Aleppo Governorate

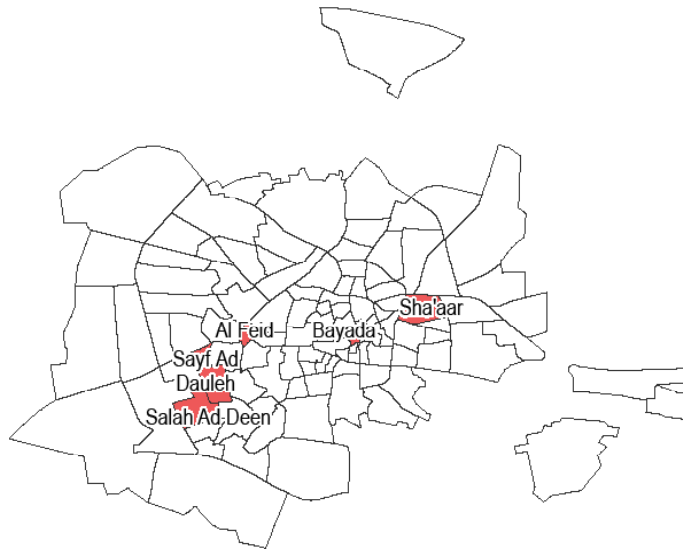
## March 2018

### Displacement

- % of pre-conflict population remaining
- % of population that are female
- % of female-headed households
- IDPs living in village
- New IDP arrivals
- Returnees

Sub-district	% of pre-conflict population remaining	% of population that are female	% of female-headed households	IDPs living in village	New IDP arrivals	Returnees
<b>Bayada</b>	26-50%	51-75%	51-75%	Yes	No info	No info
<b>Al Feid</b>	1-25%	26-50%	1-25%	Yes	No info	No
<b>Salah Ad Deen</b>	76-100%	76-100%	26-50%	Yes	No info	No info
<b>Sayf Ad Dauleh</b>	76-100%	76-100%	26-50%	Yes	No info	No info
<b>Sha'aar</b>	51-75%	51-75%	26-50%	Yes	No info	No

• 5/109 communities assessed : Bayada, Al Feid, Salah Ad Deen, Sayf Ad Dauleh, Sha'aar



### Shelter

- Independent apartment or house
- Shared apartment or house
- Unfinished apartment or house
- Tent
- Private space not for shelter
- Cave/natural shelter
- Collective public space not for shelter
- No IDPs
- No information
- Min - Max: rent paid per room (where known)

Sub-district	NDPs	IDPs
<b>Bayada</b>		
15000 - 18000 SYP		
<b>Al Feid</b>		
No info		
<b>Sha'aar</b>		
No info		
<b>Salah Ad Deen</b>		
20000 - 25000 SYP		

### Livelihoods

- Most common sources of income
- Most common strategies used to cope with lack of income / resources

Sub-district	Most common sources of income	Most common strategies used to cope with lack of income / resources
<b>Bayada</b>	Stable employment Business/trade Remittances	No info
<b>Al Feid</b>	Daily employment Business/trade Remittances	No info
<b>Salah Ad Deen</b>	Business / trade	No info
<b>Sayf Ad Dauleh</b>	Stable employment Business/trade	No info
<b>Sha'aar</b>	High risk/illegal work Sale of household assets Begging	No info

### NFIs

Sub-district	B	C	D	F
<b>Bayada</b>	B 4500 SYP	C NA	D 400 SYP	F NA
<b>Sayf Ad Dauleh</b>	B 7000 SYP	C NA	D 200 SYP	F NA
<b>Al Feid</b>	B 4508 SYP	C NA	D NA	F NA
<b>Salah Ad Deen</b>	B 4500 SYP	C NA	D 300 SYP	F NA

- Most common electricity source
- Main network
- Generator
- No source
- Solar alternative
- Batteries
- No information
- Fuel Prices (SYP)\*
- B** Butane (cannister)
- C** Coal (1kg)
- D** Diesel (1 litre)
- F** Firewood (1 tonne)
- NFI Prices (SYP)\*
- Cement (50kg)
- Floor mat (3\*4m)
- Plastic tarpaulin (1m<sup>2</sup>)
- Tent (5 persons)
- NA: not available for purchase

Sub-district	Most common strategies used to cope with a lack of fuel
<b>Bayada</b>	No info
<b>Al Feid</b>	Cutting trees Burning furniture not in use
<b>Salah Ad Deen</b>	No info
<b>Sayf Ad Dauleh</b>	No lack of fuel
<b>Sha'aar</b>	Burning furniture in use Burning clothes Burning plastics

# Jebel Saman - Aleppo City, Aleppo Governorate

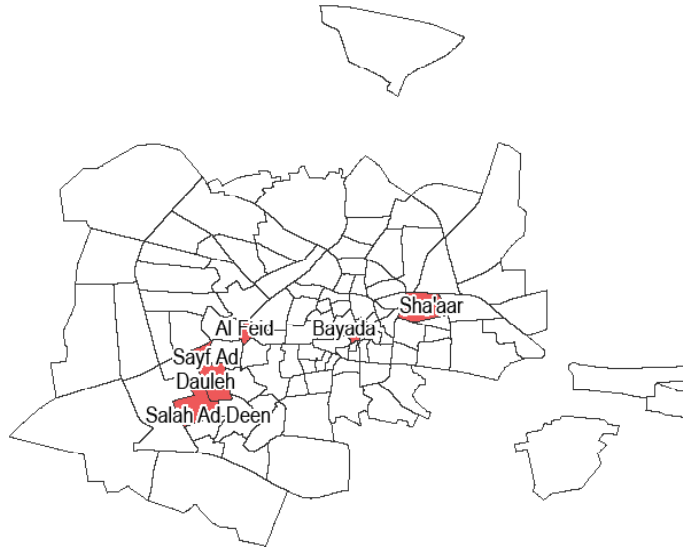
## March 2018

### WASH

- Most common water source**
- Status of water source**
- Water is safe to drink
  - Water tastes/smells bad
  - People sick after drinking
  - No information
- Sufficiency of available water to meet household needs**
- Sufficient
  - Insufficient
  - No information
- Most common method of garbage disposal**

- Bayada**
- Network
  - Disposed at designated site
- Al Feid**
- Water trucking
  - Public free collection
- Salah Ad Deen**
- Network
  - Private paid collection
- Sayf Ad Dauleh**
- Closed well
  - Private paid collection
- Sha'aar**
- Water trucking
  - Buried / burned

• 5/109 neighbourhoods assessed : Bayada, Al Feid, Salah Ad Deen, Sayf Ad Dauleh, Sha'aar



### Education

- Status of primary schools in village**
- Functioning
  - Not functioning
  - Not available
  - No information
- Barriers to accessing education services**

- Salah Ad Deen**
- Some facilities destroyed
  - Lack of teaching staff
- Sayf Ad Dauleh**
- Most children accessed education
- Sha'aar**
- Some facilities destroyed
  - Lack of teaching staff
  - Lack of school supplies

**Bayada**

Most children accessed education

**Al Feid**

Lack of teaching staff

### Health

- Most common health problems**
- Most common barriers to accessing healthcare**

Sub-district	Most common health problems	Most common barriers to accessing healthcare
Bayada	Disabilities Communicable diseases	No difficulties reported
Al Feid	Chronic diseases Pregnancy related diseases Injuries	High cost of transportation
Salah Ad Deen	Disabilities	No difficulties reported
Sayf Ad Dauleh	Disabilities Communicable diseases	No difficulties reported
Sha'aar	Disabilities Maternal health issues Malnutrition	No facilities in the area

### Food Security

#### Bayada

- Bread: 100 SYP
  - Rice: 350 SYP
  - Lentils: 300 SYP
  - Sugar: 200 SYP
  - Cooking oil: 200 SYP
- Public bakeries
  - No difficulties reported
  - 0

#### Al Feid

- Bread: 100 SYP
  - Rice: 400 SYP
  - Lentils: no info
  - Sugar: 250 SYP
  - Cooking oil: 400 SYP
- Shops
  - Flour too expensive
  - No info

#### Salah Ad Deen

- Bread: no info
  - Rice: 400 SYP
  - Lentils: 350 SYP
  - Sugar: no info
  - Cooking oil: 400 SYP
- Public bakeries
  - No difficulties reported
  - 0

#### Sayf Ad Dauleh

- Bread: 100 SYP
  - Rice: 350 SYP
  - Lentils: no info
  - Sugar: 250 SYP
  - Cooking oil: no info
- Public bakeries
  - No difficulties reported
  - 0

#### Sha'aar

- Bread: no info
  - Rice: no info
  - Lentils: no info
  - Sugar: no info
  - Cooking oil: no info
- Private bakeries
  - Flour too expensive
  - 1 to 10

#### Main challenges to obtaining food

- No challenges
- Some foods unavailable
- Local production decreased
- Lack of access to markets
- Some foods expensive
- Lack of resources to buy food
- Lack of access to fuel
- Cooking fuel unavailable
- No information

Bread (public): 1 pack  
Rice: 1kg  
Lentils: 1kg  
Sugar: 1kg  
Cooking oil: 1 litre

Access to bread

- Most common source of bread

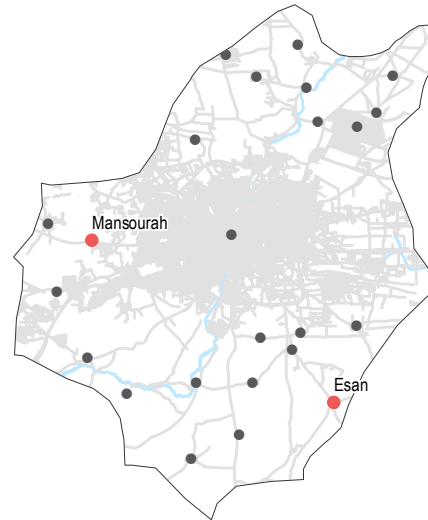
- Most common barriers to accessing bread
- Number of days, per month, where bread from private bakeries was unavailable

### Displacement

- % of pre-conflict population remaining
- % of population that are female
- % of female-headed households
- IDPs living in village
- New IDP arrivals
- Returnees

<b>Esan</b>					
1-25%	26-50%	1-25%			
Yes	No info	No			
<b>Mansourah</b>					
26-50%	1-25%	1-25%			
Yes	No info	No			

• 2/25 communities assessed : Esan, Mansourah



### NFIs

#### Esan

<b>B</b> 6000 SYP	NA
<b>C</b> NA	NA
<b>D</b> 400 SYP	NA
<b>F</b> NA	NA

#### Mansourah

<b>B</b> 7000 SYP	NA
<b>C</b> NA	NA
<b>D</b> 400 SYP	NA
<b>F</b> NA	NA

Most common electricity source

- Main network
- Generator
- No source
- Solar alternative
- Batteries
- No information

Fuel Prices (SYP)\*

- B** Butane (cannister)
- C** Coal (1kg)
- D** Diesel (1 litre)
- F** Firewood (1 tonne)

NFI Prices (SYP)\*

- Cement (50kg)
- Floor mat (3\*4m)
- Plastic tarpaulin (1m<sup>2</sup>)
- Tent (5 persons)

NA: not available for purchase

Most common strategies used to cope with a lack of fuel

#### Esan

Burning furniture not in use

#### Mansourah

Burning furniture not in use  
 Burning furniture in use

### Shelter

- Most common shelter
- Independent apartment or house
- Shared apartment or house
- Unfinished apartment or house
- Tent
- Private space not for shelter
- Cave/natural shelter
- Collective public space not for shelter
- No IDPs
- No information
- Min - Max: rent paid per room (where known)

<b>Esan</b>	
NDPs	IDPs
No info	
<b>Mansourah</b>	
NDPs	IDPs
No info	

### Livelihoods

Most common sources of income

Most common strategies used to cope with lack of income / resources

#### Esan

Stable employment  
 Daily employment  
 Remittances

Borrowing from family/friends

#### Mansourah

Stable employment  
 Daily employment  
 Remittances

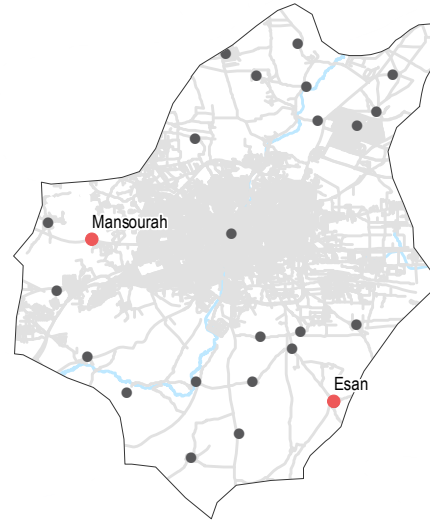
Borrowing from family/friends

### WASH

- Most common water source
- Status of water source
  - Water is safe to drink
  - Water tastes/smells bad
  - People sick after drinking
  - No information
- Sufficiency of available water to meet household needs
  - Sufficient
  - Insufficient
  - No information
- Most common method of garbage disposal

- Esan**
- Water trucking
  - Public free collection
- Mansourah**
- Water trucking
  - Public free collection

• 2/25 communities assessed : Esan, Mansourah



### Food Security

#### Esan

- Bread: 100 SYP
- Rice: 400 SYP
- Lentils: no info
- Sugar: 150 SYP
- Cooking oil: 300 SYP
- Public bakeries
- No difficulties reported
- 0

#### Mansourah

- Bread: no info
- Rice: 400 SYP
- Lentils: no info
- Sugar: 150 SYP
- Cooking oil: 400 SYP
- Shops
- Flour too expensive
- No info

#### Main challenges to obtaining food

- No challenges
- Some foods unavailable
- Local production decreased
- Lack of access to markets
- Some foods expensive
- Lack of resources to buy food
- Lack of access to fuel
- Cooking fuel unavailable
- No information

Bread (public): 1 pack  
Rice: 1kg  
Lentils: 1kg  
Sugar: 1kg  
Cooking oil: 1 litre

#### Access to bread

- Most common source of bread
- Most common barriers to accessing bread
- Number of days, per month, where bread from private bakeries was unavailable

### Education

- Status of primary schools in village
  - Functioning
  - Not functioning
  - Not available
  - No information
- Barriers to accessing education services

**Esan**  
Lack of teaching staff

**Mansourah**  
Some facilities destroyed  
Lack of teaching staff

### Health

- Most common health problems
- Most common barriers to accessing healthcare

#### Esan

Skin diseases  
Chronic diseases

No difficulties reported

#### Mansourah

Disabilities  
Chronic diseases  
Maternal health issues

High cost of transportation

# Mare', Aleppo Governorate

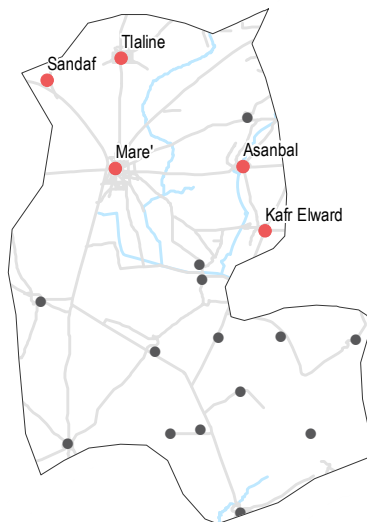
# March 2018

## Displacement

- % of pre-conflict population remaining
- % of population that are female
- % of female-headed households
- IDPs living in village
- New IDP arrivals
- Returnees

Community	% of pre-conflict population remaining	% of population that are female	% of female-headed households	IDPs living in village	New IDP arrivals	Returnees
<b>Asanbal</b>	76-100%	51-75%	1-25%	Yes	No	No
<b>Kafr Elward</b>	76-100%	51-75%	1-25%	Yes	No	No
<b>Mare'</b>	76-100%	51-75%	1-25%	Yes	No	No
<b>Sandaf</b>	76-100%	51-75%	1-25%	Yes	No	No
<b>Tlaine</b>	76-100%	51-75%	1-25%	Yes	No	No

• 5/19 communities assessed : Asanbal, Kafr Elward, Mare', Sandaf, Tlaine



## Shelter

- Independent apartment or house
  - Shared apartment or house
  - Unfinished apartment or house
  - Tent
  - Private space not for shelter
  - Cave/natural shelter
  - Collective public space not for shelter
  - No IDPs
  - No information
- Min - Max: rent paid per room (where known)

Community	Most common shelter	Min - Max: rent paid per room (where known)
<b>Asanbal</b>	NDPs: Green house icon; IDPs: Green house icon	5000 - 6000 SYP
<b>Kafr Elward</b>	NDPs: Green house icon; IDPs: Blue house icon	5000 - 6500 SYP
<b>Mare'</b>	NDPs: Green house icon; IDPs: Green house icon	20000 - 25000 SYP
<b>Sandaf</b>	NDPs: Green house icon; IDPs: Blue house icon	4000 - 5000 SYP
<b>Tlaine</b>	NDPs: Green house icon; IDPs: Green house icon	5000 - 7500 SYP

## Livelihoods

Most common sources of income

Most common strategies used to cope with lack of income / resources

Community	Most common sources of income	Most common strategies used to cope with lack of income / resources
<b>Asanbal</b>	Daily employment Farm owning Business/trade	Borrowing from family/friends Reducing meal size
<b>Kafr Elward</b>	Daily employment Farm owning Business/trade	Children sent to work/beg Borrowing from family/friends Reducing meal size
<b>Mare'</b>	Daily employment Farm owning Business/trade	Children sent to work/beg Borrowing from family/friends Reducing meal size
<b>Sandaf</b>	Daily employment Farm owning Business/trade	Borrowing from family/friends Reducing meal size
<b>Tlaine</b>	Daily employment Farm owning Business/trade	Children sent to work/beg Borrowing from family/friends Reducing meal size

## NFIs

Community	B	C	D	F
<b>Asanbal</b>	8500 SYP	NA	200 SYP	NA
<b>Kafr Elward</b>	8500 SYP	NA	200 SYP	NA
<b>Mare'</b>	8000 SYP	NA	200 SYP	60000 SYP
<b>Sandaf</b>	8500 SYP	NA	200 SYP	NA
<b>Tlaine</b>	8200 SYP	NA	200 SYP	NA

- Most common electricity source
- Main network
  - Generator
  - No source
  - Solar alternative
  - Batteries
  - No information
- Fuel Prices (SYP)\*
- B** Butane (cannister)
  - C** Coal (1kg)
  - D** Diesel (1 litre)
  - F** Firewood (1 tonne)
- NFI Prices (SYP)\*
- Cement (50kg)
  - Floor mat (3\*4m)
  - Plastic tarpaulin (1m<sup>2</sup>)
  - Tent (5 persons)
- NA: not available for purchase

Community	Most common strategies used to cope with a lack of fuel
<b>Asanbal</b>	No lack of fuel
<b>Kafr Elward</b>	No lack of fuel
<b>Mare'</b>	No lack of fuel
<b>Sandaf</b>	No lack of fuel
<b>Tlaine</b>	No lack of fuel

# Mare', Aleppo Governorate

# March 2018

## WASH

- Most common water source**
- Water is safe to drink
  - Water tastes/smells bad
  - People sick after drinking
  - No information
- Sufficiency of available water to meet household needs**
- Sufficient
  - Insufficient
  - No information
- Most common method of garbage disposal**

### Asanbal

- Network
- Private paid collection

### Kafr Elward

- Network
- Private paid collection

### Mare'

- Network
- Private paid collection

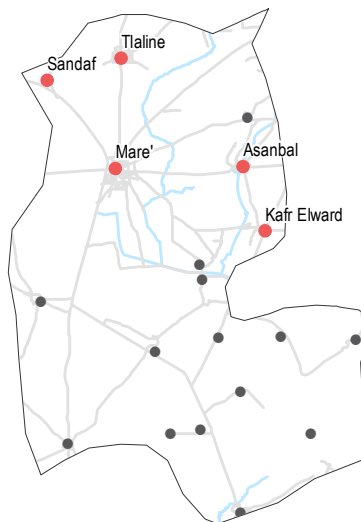
### Sandaf

- Closed well
- Private paid collection

### Tlaline

- Network
- Private paid collection

5/19 communities assessed : Asanbal, Kafr Elward, Mare', Sandaf, Tlaline



## Education

- Status of primary schools in village**
- Functioning
  - Not functioning
  - Not available
  - No information
- Barriers to accessing education services**

### Mare'

Most children accessed education

### Sandaf

Most children accessed education

### Tlaline

Most children accessed education

### Asanbal

Most children accessed education

### Kafr Elward

Most children accessed education

## Health

### Most common health problems

### Most common barriers to accessing healthcare

### Asanbal

Chronic diseases  
Maternal health issues  
Severe diseases affecting those aged less than 5

No difficulties reported

### Kafr Elward

Chronic diseases  
Acute respiratory infections  
Severe diseases affecting those aged less than 5

No facilities in the area

### Mare'

Chronic diseases  
Acute respiratory infections  
Severe diseases affecting those aged less than 5

No difficulties reported

### Sandaf

Chronic diseases  
Maternal health issues  
Severe diseases affecting those aged less than 5

No facilities in the area

### Tlaline

Chronic diseases  
Acute respiratory infections  
Severe diseases affecting those aged less than 5

No facilities in the area

## Food Security

### Asanbal

Bread: 100 SYP  
Rice: 500 SYP  
Lentils: 250 SYP  
Sugar: 325 SYP  
Cooking oil: 550 SYP

Government distribution

No difficulties reported

Private bakeries unavailable

### Kafr Elward

Bread: 100 SYP  
Rice: 500 SYP  
Lentils: 250 SYP  
Sugar: 325 SYP  
Cooking oil: 500 SYP

Government distribution

No difficulties reported

0

### Mare'

Bread: 100 SYP  
Rice: 500 SYP  
Lentils: 250 SYP  
Sugar: 300 SYP  
Cooking oil: 500 SYP

Government distribution

No difficulties reported

Private bakeries unavailable

### Sandaf

Bread: 100 SYP  
Rice: 500 SYP  
Lentils: 250 SYP  
Sugar: 325 SYP  
Cooking oil: 550 SYP

Government distribution

No difficulties reported

Private bakeries unavailable

### Tlaline

Bread: 100 SYP  
Rice: 500 SYP  
Lentils: 250 SYP  
Sugar: 325 SYP  
Cooking oil: 550 SYP

Government distribution

No difficulties reported

0

### Main challenges to obtaining food

- No challenges
- Some foods unavailable
- Local production decreased
- Lack of access to markets
- Some foods expensive
- Lack of resources to buy food
- Lack of access to fuel
- Cooking fuel unavailable
- No information

Bread (public): 1 pack  
Rice: 1kg  
Lentils: 1kg  
Sugar: 1kg  
Cooking oil: 1 litre

### Access to bread

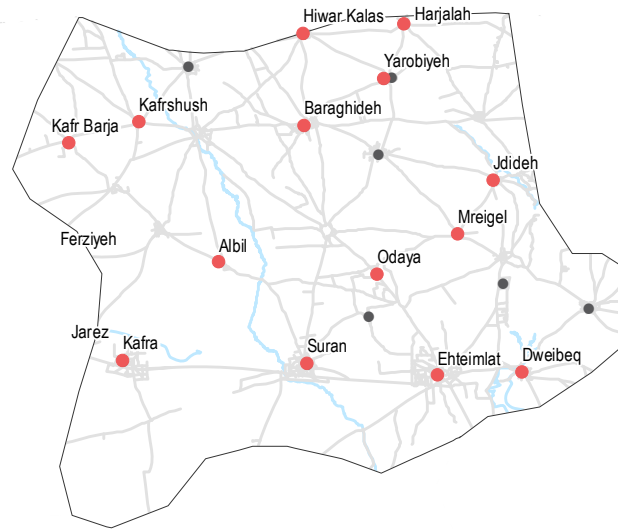
- Most common source of bread
- Most common barriers to accessing bread
- Number of days, per month, where bread from private bakeries was unavailable

**Displacement**

- % of pre-conflict population remaining
- % of population that are female
- % of female-headed households
- IDPs living in village
- New IDP arrivals
- Returnees

Community	% of pre-conflict population remaining	% of population that are female	% of female-headed households	IDPs living in village	New IDP arrivals	Returnees
<b>Albil</b>	76-100%	51-75%	1-25%	Yes	No	No
<b>Baraghideh</b>	76-100%	51-75%	1-25%	Yes	No	No
<b>Dweibeq</b>	76-100%	51-75%	1-25%	Yes	No	No
<b>Ehteimlat</b>	76-100%	51-75%	1-25%	Yes	Yes	No
<b>Harjalah</b>	76-100%	51-75%	51-75%	Yes	No	No

• 14/48 communities assessed (9 communities are shown on the next two factsheets): Albil, Baraghideh, Dweibeq, Ehteimlat, Harjalah



**Shelter**

- Independent apartment or house
- Shared apartment or house
- Unfinished apartment or house
- Tent
- Private space not for shelter
- Cave/natural shelter
- Collective public space not for shelter
- No IDPs
- No information
- Min - Max: rent paid per room (where known)

Community	Most common shelter	Min - Max: rent paid per room (where known)
<b>Albil</b>	Independent apartment or house	7500 - 9000 SYP
<b>Baraghideh</b>	Independent apartment or house	5000 - 7500 SYP
<b>Dweibeq</b>	Independent apartment or house	5000 - 6000 SYP
<b>Ehteimlat</b>	Independent apartment or house	10000 - 15000 SYP
<b>Harjalah</b>	Unfinished apartment or house	No info

**Livelihoods**

- Most common sources of income
- Most common strategies used to cope with lack of income / resources

Community	Most common sources of income	Most common strategies used to cope with lack of income / resources
<b>Albil</b>	Daily employment Farm owning Business/trade	No info
<b>Baraghideh</b>	Daily employment Farm owning Business/trade	Borrowing from family/friends Reducing meal size
<b>Dweibeq</b>	Daily employment Farm owning Business/trade	Children sent to work/beg Borrowing from family/friends Reducing meal size
<b>Ehteimlat</b>	Daily employment Farm owning Business/trade	Children sent to work/beg Borrowing from family/friends Reducing meal size
<b>Harjalah</b>	Daily employment Farm owning Business/trade	No info

**NFIs**

Community	Electricity source	Fuel Prices (SYP)*	NFI Prices (SYP)*
<b>Albil</b>	B 8500 SYP C NA D 180 SYP F 60000 SYP	B 2000 SYP C NA D NA F NA	B 8400 SYP C NA D 200 SYP F NA
<b>Baraghideh</b>	B 8300 SYP C NA D 200 SYP F NA	B 7500 SYP C NA D 180 SYP F NA	B 8400 SYP C NA D 200 SYP F NA
<b>Ehteimlat</b>	B 8300 SYP C NA D 200 SYP F NA	B 7500 SYP C NA D 180 SYP F NA	B 8400 SYP C NA D 200 SYP F NA
<b>Harjalah</b>	B 8300 SYP C NA D 200 SYP F NA	B 7500 SYP C NA D 180 SYP F NA	B 8400 SYP C NA D 200 SYP F NA
<b>Dweibeq</b>	B 8500 SYP C NA D 200 SYP F NA	B 2000 SYP C NA D NA F NA	B 8400 SYP C NA D 200 SYP F NA

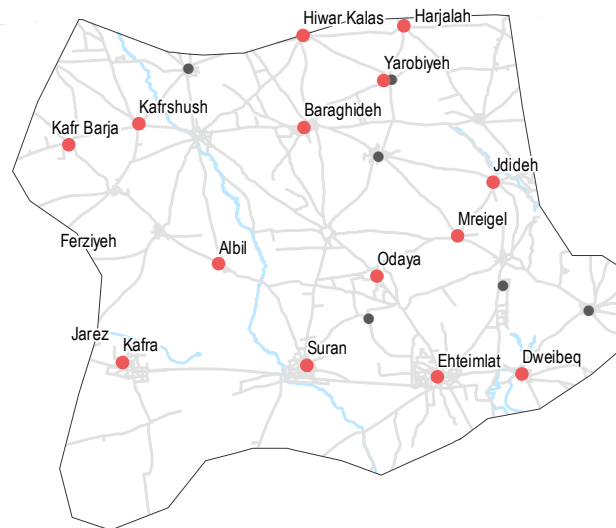
- Most common electricity source
- Main network
- Generator
- No source
- Solar alternative
- Batteries
- No information
- Fuel Prices (SYP)\*
- B** Butane (cannister)
- C** Coal (1kg)
- D** Diesel (1 litre)
- F** Firewood (1 tonne)
- NFI Prices (SYP)\*
- Cement (50kg)
- Floor mat (3\*4m)
- Plastic tarpaulin (1m<sup>2</sup>)
- Tent (5 persons)
- NA: not available for purchase
- Most common strategies used to cope with a lack of fuel

### WASH

- Most common water source**
- Water is safe to drink
  - Water tastes/smells bad
  - People sick after drinking
  - No information
- Sufficiency of available water to meet household needs**
- Sufficient
  - Insufficient
  - No information
- Most common method of garbage disposal**

- Albil**
- Network
  - Private paid collection
- Baraghideh**
- Closed well
  - Private paid collection
- Dweibeq**
- Network
  - Private paid collection
- Ehteimlat**
- Network
  - Private paid collection
- Harjalah**
- Network
  - Private paid collection

• 14/48 communities assessed (9 communities are shown on the next two factsheets): Albil, Baraghideh, Dweibeq, Ehteimlat, Harjalah



### Education

- Status of primary schools in village**
- Functioning
  - Not functioning
  - Not available
  - No information
- Barriers to accessing education services**

- Dweibeq**
- Most children accessed education
- Ehteimlat**
- Most children accessed education
- Harjalah**
- Most children accessed education

**Albil**

- Most children accessed education

**Baraghideh**

- Most children accessed education

### Health

- Most common health problems**
- Most common barriers to accessing healthcare**

Community	Most common health problems	Most common barriers to accessing healthcare
Albil	Chronic diseases Acute respiratory infections Severe diseases affecting those aged less than 5	No facilities in the area
Baraghideh	Chronic diseases Maternal health issues Acute respiratory infections	No facilities in the area
Dweibeq	Chronic diseases Maternal health issues Severe diseases affecting those aged less than 5	No facilities in the area
Ehteimlat	Chronic diseases Maternal health issues Severe diseases affecting those aged less than 5	No difficulties reported
Harjalah	Chronic diseases Severe diseases affecting those aged less than 5	No facilities in the area

### Food Security

#### Albil

- Bread: 100 SYP
  - Rice: 500 SYP
  - Lentils: 350 SYP
  - Sugar: 350 SYP
  - Cooking oil: 500 SYP
- Government distribution
  - No difficulties reported
  - Private bakeries unavailable

#### Baraghideh

- Bread: 100 SYP
  - Rice: 500 SYP
  - Lentils: 250 SYP
  - Sugar: 325 SYP
  - Cooking oil: 500 SYP
- Government distribution
  - No difficulties reported
  - Private bakeries unavailable

#### Dweibeq

- Bread: 100 SYP
  - Rice: 500 SYP
  - Lentils: 250 SYP
  - Sugar: 300 SYP
  - Cooking oil: 500 SYP
- Government distribution
  - No difficulties reported
  - 0

#### Ehteimlat

- Bread: 100 SYP
  - Rice: 500 SYP
  - Lentils: 250 SYP
  - Sugar: 300 SYP
  - Cooking oil: 500 SYP
- Government distribution
  - No difficulties reported
  - 0

#### Harjalah

- Bread: 100 SYP
  - Rice: 500 SYP
  - Lentils: 350 SYP
  - Sugar: 350 SYP
  - Cooking oil: 500 SYP
- Government distribution
  - No difficulties reported
  - Private bakeries unavailable

#### Main challenges to obtaining food

- No challenges
- Some foods unavailable
- Local production decreased
- Lack of access to markets
- Some foods expensive
- Lack of resources to buy food
- Lack of access to fuel
- Cooking fuel unavailable
- No information

Bread (public): 1 pack  
 Rice: 1kg  
 Lentils: 1kg  
 Sugar: 1kg  
 Cooking oil: 1 litre

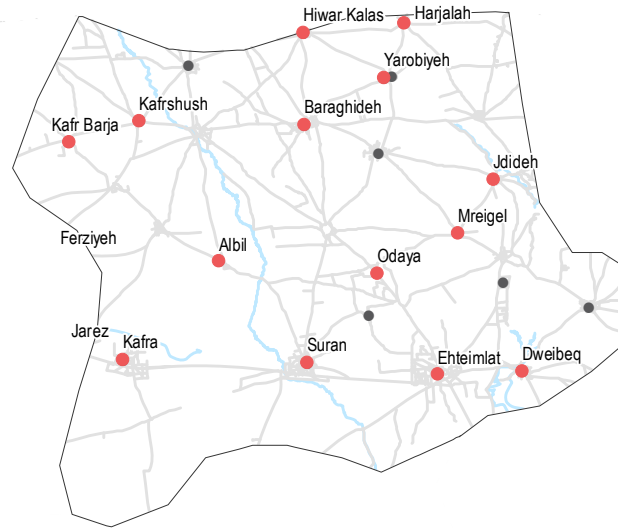
- Access to bread**
- Most common source of bread
  - Most common barriers to accessing bread
  - Number of days, per month, where bread from private bakeries was unavailable

**Displacement**

- % of pre-conflict population remaining
- % of population that are female
- % of female-headed households
- IDPs living in village
- New IDP arrivals
- Returnees

Community	% of pre-conflict population remaining	% of population that are female	% of female-headed households	IDPs living in village	New IDP arrivals	Returnees
<b>Hiwar Kalas</b>	76-100%	51-75%	51-75%	Yes	No info	No
<b>Jdideh</b>	76-100%	51-75%	51-75%	Yes	No info	No
<b>Kafr Barja</b>	76-100%	51-75%	51-75%	Yes	No	No
<b>Kafra</b>	76-100%	51-75%	51-75%	Yes	No	No
<b>Kafrshush</b>	1-25%	51-75%	51-75%	Yes	No info	No

• 14/48 communities assessed (5 communities are shown on the previous factsheet, 4 communities are shown on the next factsheet): Hiwar Kalas, Jdideh, Kafr Barja, Kafra, Kafrshush



**Shelter**

- Independent apartment or house
- Shared apartment or house
- Unfinished apartment or house
- Tent
- Private space not for shelter
- Cave/natural shelter
- Collective public space not for shelter
- No IDPs
- No information
- Min - Max: rent paid per room (where known)

Community	Most common shelter	NDPs	IDPs
<b>Hiwar Kalas</b>	Independent apartment or house	5000 - 6000 SYP	No info
<b>Kafra</b>	Independent apartment or house	8000 - 10000 SYP	No info
<b>Jdideh</b>	Independent apartment or house	No info	No info
<b>Kafrshush</b>	Independent apartment or house	No info	No info
<b>Kafr Barja</b>	Independent apartment or house	No info	No info

**Livelihoods**

- Most common sources of income
- Most common strategies used to cope with lack of income / resources

Community	Most common sources of income	Most common strategies used to cope with lack of income / resources
<b>Hiwar Kalas</b>	Daily employment Farm owning Business/trade	No info
<b>Jdideh</b>	Daily employment Farm owning Business/trade	No info
<b>Kafr Barja</b>	Daily employment Farm owning Business/trade	No info
<b>Kafra</b>	Daily employment Farm owning Business/trade	No info
<b>Kafrshush</b>	Daily employment Business/trade	No info

**NFIs**

Community	B	C	D	F
<b>Hiwar Kalas</b>	7000 SYP	NA	180 SYP	NA
<b>Kafra</b>	6500 SYP	NA	225 SYP	NA
<b>Jdideh</b>	7000 SYP	NA	180 SYP	NA
<b>Kafr Barja</b>	6500 SYP	NA	225 SYP	NA

- Most common electricity source
- Main network
  - Generator
  - No source
  - Solar alternative
  - Batteries
  - No information
- Fuel Prices (SYP)\*
- B** Butane (cannister)
  - C** Coal (1kg)
  - D** Diesel (1 litre)
  - F** Firewood (1 tonne)
- NFI Prices (SYP)\*
- Cement (50kg)
  - Floor mat (3\*4m)
  - Plastic tarpaulin (1m<sup>2</sup>)
  - Tent (5 persons)
- NA: not available for purchase

Community	Most common strategies used to cope with a lack of fuel
<b>Hiwar Kalas</b>	No lack of fuel
<b>Jdideh</b>	No lack of fuel
<b>Kafra</b>	No lack of fuel
<b>Kafr Barja</b>	No lack of fuel
<b>Kafrshush</b>	No lack of fuel

**WASH**

- Most common water source
- Status of water source
- Water is safe to drink
  - Water tastes/smells bad
  - People sick after drinking
  - No information
- Sufficiency of available water to meet household needs
- Sufficient
  - Insufficient
  - No information
- Most common method of garbage disposal

**Hiwar Kalas**

- Network
- Private paid collection

**Jdideh**

- Closed well
- Private paid collection

**Kafr Barja**

- Network
- Private paid collection

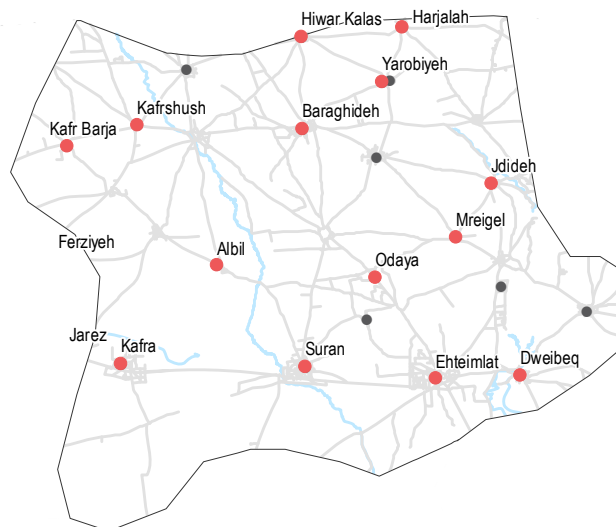
**Kafra**

- Network
- Private paid collection

**Kafrshush**

- Closed well
- Private paid collection

• 14/48 communities assessed (5 communities are shown on the previous factsheet, 4 communities are shown on the next factsheet): Hiwar Kalas, Jdideh, Kafr Barja, Kafra, Kafrshush



**Education**

- Status of primary schools in village
- Functioning
  - Not functioning
  - Not available
  - No information
- Barriers to accessing education services

- Kafr Barja**
- Services are too far

- Kafra**
- Most children accessed education

- Hiwar Kalas**
- Most children accessed education

- Kafrshush**
- Services are too far

- Jdideh**
- Most children accessed education

**Health**

- Most common health problems
- Most common barriers to accessing healthcare

Community	Most common health problems	Most common barriers to accessing healthcare
Hiwar Kalas	Chronic diseases Severe diseases affecting those aged less than 5	No facilities in the area
Jdideh	Chronic diseases Severe diseases affecting those aged less than 5	No facilities in the area
Kafr Barja	Chronic diseases Acute respiratory infections Severe diseases affecting those aged less than 5	No facilities in the area
Kafra	Chronic diseases Acute respiratory infections Severe diseases affecting those aged less than 5	No facilities in the area
Kafrshush	Chronic diseases Acute respiratory infections Severe diseases affecting those aged less than 5	No facilities in the area

**Food Security**

**Hiwar Kalas**

- Bread: 100 SYP
- Rice: 500 SYP
- Lentils: 350 SYP
- Sugar: 350 SYP
- Cooking oil: 500 SYP
- Public bakeries
- No difficulties reported
- Private bakeries unavailable

**Jdideh**

- Bread: 100 SYP
- Rice: 500 SYP
- Lentils: 350 SYP
- Sugar: 350 SYP
- Cooking oil: 500 SYP
- Public bakeries
- No difficulties reported
- Private bakeries unavailable

**Kafr Barja**

- Bread: 100 SYP
- Rice: 500 SYP
- Lentils: 350 SYP
- Sugar: 350 SYP
- Cooking oil: 500 SYP
- Government distribution
- No difficulties reported
- Private bakeries unavailable

**Kafra**

- Bread: 100 SYP
- Rice: 500 SYP
- Lentils: 350 SYP
- Sugar: 350 SYP
- Cooking oil: 500 SYP
- Public bakeries
- No difficulties reported
- Private bakeries unavailable

**Kafrshush**

- Bread: 100 SYP
- Rice: 500 SYP
- Lentils: 350 SYP
- Sugar: 350 SYP
- Cooking oil: 500 SYP
- Government distribution
- No difficulties reported
- Private bakeries unavailable

Main challenges to obtaining food

- No challenges
- Some foods unavailable
- Local production decreased
- Lack of access to markets
- Some foods expensive
- Lack of resources to buy food
- Lack of access to fuel
- Cooking fuel unavailable
- No information

Bread (public): 1 pack  
 Rice: 1kg  
 Lentils: 1 kg  
 Sugar: 1kg  
 Cooking oil: 1 litre

Access to bread

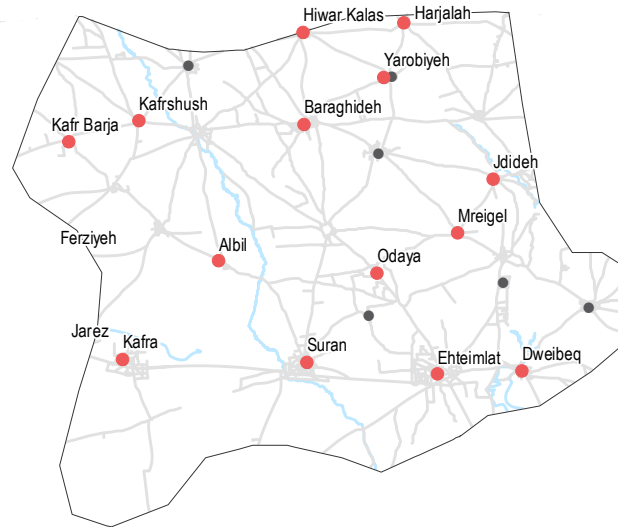
- Most common source of bread
- Most common barriers to accessing bread
- Number of days, per month, where bread from private bakeries was unavailable

**Displacement**

- % of pre-conflict population remaining
- % of population that are female
- % of female-headed households
- IDPs living in village
- New IDP arrivals
- Returnees

Mreigel		Odaya		Suran		Yarobiyeh	
1-25%	51-75%	76-100%	51-75%	26-50%	26-50%	76-100%	51-75%
Yes	No	Yes	No	Yes	No info	Yes	No
No	No	No	No	No info	No info	No	No

• 14/48 communities assessed (10 communities are shown on the previous two factsheets): Mreigel, Odaya, Suran, Yarobiyeh



**Shelter**

- Independent apartment or house
- Shared apartment or house
- Unfinished apartment or house
- Tent
- Private space not for shelter
- Cave/natural shelter
- Collective public space not for shelter
- No IDPs
- No information
- Min - Max: rent paid per room (where known)

Mreigel		Yarobiyeh	
NDPs	IDPs	NDPs	IDPs
No info	No info	No info	No info

Odaya	
NDPs	IDPs
4000 - 5000 SYP	

Suran	
NDPs	IDPs
No info	

**Livelihoods**

- Most common sources of income
- Most common strategies used to cope with lack of income / resources

Sub-district	Most common sources of income	Most common strategies used to cope with lack of income / resources
<b>Mreigel</b>	Daily employment Farm owning Business/trade	No info
<b>Odaya</b>	Daily employment Farm owning Business/trade	Borrowing from family/friends Reducing meal size
<b>Suran</b>	Daily employment Sale of household assets Remittances	Borrowing from family/friends
<b>Yarobiyeh</b>	Daily employment Farm owning Business/trade	No info

**NFIs**

Mreigel		Yarobiyeh	
B 6500 SYP	NA	B 8600 SYP	NA
C NA	NA	C NA	NA
D 235 SYP	NA	D 180 SYP	NA
F NA	NA	F 30000 SYP	NA

Odaya	
B 8500 SYP	2000 SYP
C NA	NA
D 200 SYP	NA
F NA	NA

Suran	
B NA	NA
C NA	NA
D 400 SYP	NA
F NA	NA

- Most common electricity source
- Main network
  - Generator
  - No source
  - Solar alternative
  - Batteries
  - No information
- Fuel Prices (SYP)\*
- B** Butane (cannister)
  - C** Coal (1kg)
  - D** Diesel (1 litre)
  - F** Firewood (1 tonne)
- NFI Prices (SYP)\*
- Cement (50kg)
  - Floor mat (3\*4m)
  - Plastic tarpaulin (1m<sup>2</sup>)
  - Tent (5 persons)
- NA: not available for purchase

**Mreigel**  
No lack of fuel

**Odaya**  
No lack of fuel

**Suran**  
Burning furniture not in use  
Burning clothes

**Yarobiyeh**  
No lack of fuel

Most common strategies used to cope with a lack of fuel

**WASH**

- Most common water source**
- Water is safe to drink
  - Water tastes/smells bad
  - People sick after drinking
  - No information
- Sufficiency of available water to meet household needs**
- Sufficient
  - Insufficient
  - No information
- Most common method of garbage disposal**
- Buried / burned

**Mreigel**

- Network
- Private paid collection

**Odaya**

- Closed well
- Left in street / public area

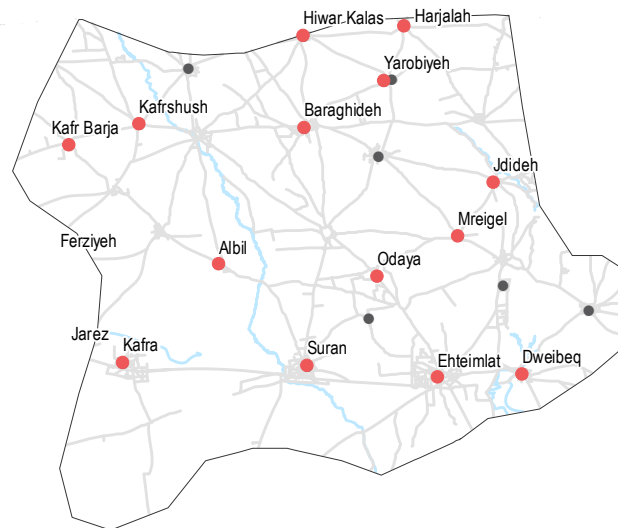
**Suran**

- Water trucking
- Buried / burned

**Yarobiyeh**

- Network
- Private paid collection

• 14/48 communities assessed (10 communities are shown on the previous two factsheets): Mreigel, Odaya, Suran, Yarobiyeh



**Food Security**

**Mreigel**

- Bread: 100 SYP
- Rice: 500 SYP
- Lentils: 350 SYP
- Sugar: 350 SYP
- Cooking oil: 500 SYP
- Government distribution
- No difficulties reported
- Private bakeries unavailable

**Odaya**

- Bread: 100 SYP
- Rice: 500 SYP
- Lentils: 250 SYP
- Sugar: 325 SYP
- Cooking oil: 550 SYP
- Government distribution
- No difficulties reported
- Private bakeries unavailable

**Suran**

- Bread: no info
- Rice: 400 SYP
- Lentils: 300 SYP
- Sugar: 400 SYP
- Cooking oil: 700 SYP
- Shops
- Flour too expensive
- Private bakeries unavailable

**Yarobiyeh**

- Bread: 100 SYP
- Rice: 500 SYP
- Lentils: 350 SYP
- Sugar: 350 SYP
- Cooking oil: 500 SYP
- Government distribution
- No difficulties reported
- Private bakeries unavailable

**Main challenges to obtaining food**

- No challenges
- Some foods unavailable
- Local production decreased
- Lack of access to markets
- Some foods expensive
- Lack of resources to buy food
- Lack of access to fuel
- Cooking fuel unavailable
- No information

Bread (public): 1 pack  
 Rice: 1kg  
 Lentils: 1kg  
 Sugar: 1kg  
 Cooking oil: 1 litre

**Access to bread**

- Most common source of bread
- Most common barriers to accessing bread
- Number of days, per month, where bread from private bakeries was unavailable

**Education**

- Status of primary schools in village**
- Functioning
  - Not functioning
  - Not available
  - No information
- Barriers to accessing education services**

**Suran**

- Some facilities destroyed
- Lack of teaching staff
- Lack of school supplies

**Yarobiyeh**

- Most children accessed education

**Mreigel**

- Most children accessed education

**Odaya**

- Most children accessed education

**Health**

**Most common health problems**

**Most common barriers to accessing healthcare**

**Mreigel**

- Chronic diseases
- Acute respiratory infections
- Severe diseases affecting those aged less than 5

No facilities in the area

**Odaya**

- Chronic diseases
- Maternal health issues
- Severe diseases affecting those aged less than 5

No facilities in the area

**Suran**

- Diarrhoea
- Skin diseases
- Acute respiratory infections

No facilities in the area

**Yarobiyeh**

- Chronic diseases
- Acute respiratory infections
- Severe diseases affecting those aged less than 5

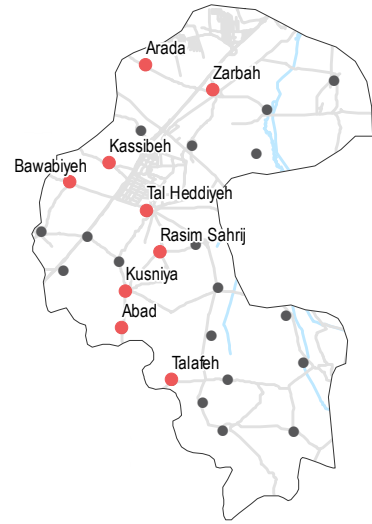
No facilities in the area

### Displacement

- % of pre-conflict population remaining
- % of population that are female
- % of female-headed households
- IDPs living in village
- New IDP arrivals
- Returnees

Community	% of pre-conflict population remaining	% of population that are female	% of female-headed households	IDPs living in village	New IDP arrivals	Returnees
<b>Abad</b>	76-100%	26-50%	1-25%	Yes	Yes	Yes
<b>Arada</b>	76-100%	26-50%	26-50%	Yes	Yes	No
<b>Bawabiyeh</b>	76-100%	26-50%	1-25%	Yes	Yes	No
<b>Kassibeh</b>	76-100%	26-50%	1-25%	Yes	Yes	Yes
<b>Kusniya</b>	76-100%	26-50%	1-25%	Yes	Yes	Yes

• 9/27 communities assessed (4 communities are shown on the next factsheet): Abad, Arada, Bawabiyeh, Kassibeh, Kusniya



### Shelter

- Independent apartment or house
- Shared apartment or house
- Unfinished apartment or house
- Tent
- Private space not for shelter
- Cave/natural shelter
- Collective public space not for shelter
- No IDPs
- No information
- Min - Max: rent paid per room (where known)

Community	Most common shelter	NDPs	IDPs
<b>Abad</b>	Independent apartment or house	No info	No info
<b>Arada</b>	Independent apartment or house	No info	No info
<b>Bawabiyeh</b>	Independent apartment or house	2500 - 3000 SYP	No info
<b>Kassibeh</b>	Independent apartment or house	No info	No info
<b>Kusniya</b>	Independent apartment or house	No info	No info

### Livelihoods

- Most common sources of income
- Most common strategies used to cope with lack of income / resources

Community	Most common sources of income	Most common strategies used to cope with lack of income / resources
<b>Abad</b>	Stable employment Daily employment Remittances	Children sent to work/beg
<b>Arada</b>	Daily employment Farm owning Business/trade	Borrowing from family/friends Skipping meals Reducing meal size
<b>Bawabiyeh</b>	Daily employment	Borrowing from family/friends Selling household assets Skipping meals
<b>Kassibeh</b>	Daily employment Remittances	Children sent to work/beg Borrowing from family/friends Skipping meals
<b>Kusniya</b>	Daily employment Farm owning Remittances	Children sent to work/beg Borrowing from family/friends

### NFIs

Community	B	C	D	F
<b>Abad</b>	12000 SYP	NA	550 SYP	NA
<b>Arada</b>	17000 SYP	NA	600 SYP	70000 SYP
<b>Bawabiyeh</b>	18000 SYP	NA	600 SYP	65000 SYP
<b>Kassibeh</b>	15000 SYP	NA	600 SYP	80000 SYP
<b>Kusniya</b>	15000 SYP	NA	550 SYP	NA

- Most common electricity source
  - Main network
  - Generator
  - No source
  - Solar alternative
  - Batteries
  - No information
- Fuel Prices (SYP)\*
  - B** Butane (cannister)
  - C** Coal (1kg)
  - D** Diesel (1 litre)
  - F** Firewood (1 tonne)
- NFI Prices (SYP)\*
  - Cement (50kg)
  - Floor mat (3\*4m)
  - Plastic tarpaulin (1m<sup>2</sup>)
  - Tent (5 persons)
- NA: not available for purchase

- Most common strategies used to cope with a lack of fuel
  - Burning furniture not in use
  - Burning clothes
  - Burning plastics

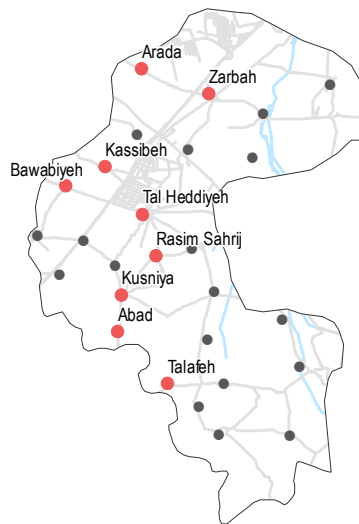
Community	Most common strategies used to cope with a lack of fuel
<b>Abad</b>	Cutting trees
<b>Arada</b>	Burning furniture not in use Burning plastics Burning waste
<b>Bawabiyeh</b>	Cutting trees Burning clothes Burning plastics
<b>Kassibeh</b>	Burning furniture not in use Burning clothes Burning plastics
<b>Kusniya</b>	Burning furniture not in use Burning productive assets

### WASH

- Most common water source**
- Water is safe to drink
  - Water tastes/smells bad
  - People sick after drinking
  - No information
- Sufficiency of available water to meet household needs**
- Sufficient
  - Insufficient
  - No information
- Most common method of garbage disposal**
- Public free collection
  - Left in street / public area
  - Buried / burned

- Abad**
- Water trucking
  - Buried / burned
- Arada**
- Network
  - Left in street / public area
- Bawabiyeh**
- Network
  - Public free collection
- Kassibeh**
- Water trucking
  - Left in street / public area
- Kusniya**
- Water trucking
  - Buried / burned

9/27 communities assessed (4 communities are shown on the next factsheet): Abad, Arada, Bawabiyeh, Kassibeh, Kusniya



### Education

- Status of primary schools in village**
- Functioning
  - Not functioning
  - Not available
  - No information
- Barriers to accessing education services**
- Most children accessed education
  - Lack of school supplies
  - No spaces available

- Bawabiyeh**
- Some facilities destroyed
  - Lack of school supplies
- Kassibeh**
- Lack of teaching staff
  - Lack of school supplies
- Abad**
- Most children accessed education
- Arada**
- Lack of school supplies
  - No spaces available
- Kusniya**
- Some facilities destroyed
  - Services are too far

### Health

	Most common health problems	Most common barriers to accessing healthcare
<b>Abad</b>	Diarrhoea Chronic diseases Acute respiratory infections	No facilities in the area Lack of transportation Security concerns around entering facilities
<b>Arada</b>	Skin diseases Chronic diseases Malnutrition	No facilities in the area Security concerns around travel Lack of transportation
<b>Bawabiyeh</b>	Diarrhoea Skin diseases Acute respiratory infections	No difficulties reported
<b>Kassibeh</b>	Skin diseases Chronic diseases Acute respiratory infections	No facilities in the area High cost of transportation Lack of transportation
<b>Kusniya</b>	Diarrhoea Skin diseases Acute respiratory infections	No facilities in the area High cost of transportation Lack of transportation

### Food Security

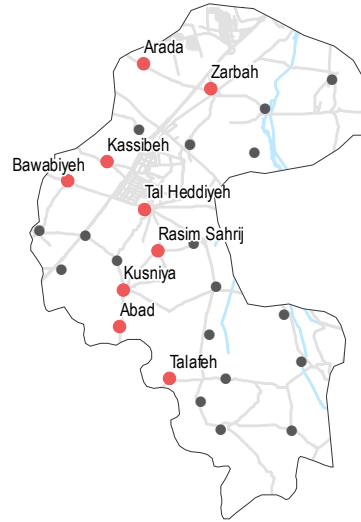
- Abad**
- Bread: no info
  - Rice: 400 SYP
  - Lentils: 200 SYP
  - Sugar: 325 SYP
  - Cooking oil: 500 SYP
  - Shops
  - No difficulties reported
  - Private bakeries unavailable
- Arada**
- Bread: no info
  - Rice: 400 SYP
  - Lentils: 250 SYP
  - Sugar: 325 SYP
  - Cooking oil: 500 SYP
  - Shops
  - No difficulties reported
  - Private bakeries unavailable
- Bawabiyeh**
- Bread: no info
  - Rice: 450 SYP
  - Lentils: 250 SYP
  - Sugar: 325 SYP
  - Cooking oil: 450 SYP
  - Shops
  - No difficulties reported
  - Private bakeries unavailable
- Kassibeh**
- Bread: no info
  - Rice: 350 SYP
  - Lentils: 350 SYP
  - Sugar: 350 SYP
  - Cooking oil: 500 SYP
  - Shops
  - No difficulties reported
  - Private bakeries unavailable
- Kusniya**
- Bread: no info
  - Rice: 300 SYP
  - Lentils: 300 SYP
  - Sugar: 300 SYP
  - Cooking oil: 500 SYP
  - Shops
  - No difficulties reported
  - Private bakeries unavailable
- Main challenges to obtaining food**
- No challenges
  - Some foods unavailable
  - Local production decreased
  - Lack of access to markets
  - Some foods expensive
  - Lack of resources to buy food
  - Lack of access to fuel
  - Cooking fuel unavailable
  - No information
- Bread (public): 1 pack**  
**Rice: 1kg**  
**Lentils: 1kg**  
**Sugar: 1kg**  
**Cooking oil: 1 litre**
- Access to bread**
- Most common source of bread
  - Most common barriers to accessing bread
  - Number of days, per month, where bread from private bakeries was unavailable

### Displacement

- % of pre-conflict population remaining
- % of population that are female
- % of female-headed households
- IDPs living in village
- New IDP arrivals
- Returnees

Community	% of pre-conflict population remaining	% of population that are female	% of female-headed households	IDPs living in village	New IDP arrivals	Returnees
<b>Rasim Sahrij</b>	76-100%	26-50%	1-25%	Yes	Yes	Yes
<b>Tal Heddiyeh</b>	76-100%	26-50%	1-25%	Yes	Yes	Yes
<b>Talafeh</b>	76-100%	26-50%	1-25%	Yes	Yes	Yes
<b>Zarbah</b>	76-100%	26-50%	1-25%	Yes	Yes	Yes

• 9/27 communities assessed (5 communities are shown on the previous factsheet): Rasim Sahrij, Tal Heddiyeh, Talafeh, Zarbah



### Shelter

- Independent apartment or house
- Shared apartment or house
- Unfinished apartment or house
- Tent
- Private space not for shelter
- Cave/natural shelter
- Collective public space not for shelter
- No IDPs
- No information
- Min - Max: rent paid per room (where known)

Community	Most common shelter	NDPs	IDPs
<b>Rasim Sahrij</b>	Independent apartment or house	Yes	Yes
<b>Zarbah</b>	Independent apartment or house	No info	Yes
<b>Tal Heddiyeh</b>	Independent apartment or house	Yes	Yes
<b>Talafeh</b>	Independent apartment or house	Yes	Yes

### Livelihoods

- Most common sources of income
- Most common strategies used to cope with lack of income / resources

Community	Most common sources of income	Most common strategies used to cope with lack of income / resources
<b>Rasim Sahrij</b>	Daily employment Farm owning Support from family/friends	Children sent to work/beg
<b>Tal Heddiyeh</b>	Daily employment Support from family/friends Remittances	Children sent to work/beg Borrowing from family/friends
<b>Talafeh</b>	Daily employment Sale of household assets Remittances	Children sent to work/beg Borrowing from family/friends Skipping meals
<b>Zarbah</b>	Daily employment Sale of household assets Remittances	Children sent to work/beg Selling household assets

### NFIs

Community	Most common electricity source	Fuel Prices (SYP)*	NFI Prices (SYP)*
<b>Rasim Sahrij</b>	B 14000 SYP C 70 SYP D 700 SYP F 70000 SYP	B 1900 SYP C NA D NA F NA	B 13000 SYP C NA D 500 SYP F 65000 SYP
<b>Zarbah</b>	B 12000 SYP C 150 SYP D 350 SYP F 60000 SYP	B 1800 SYP C NA D NA F NA	B 15000 SYP C 150 SYP D 550 SYP F 80000 SYP
<b>Talafeh</b>	B 13000 SYP C NA D 500 SYP F 65000 SYP	B 1850 SYP C NA D NA F NA	B 15000 SYP C 150 SYP D 550 SYP F 80000 SYP

- Main network
- Generator
- No source
- Solar alternative
- Batteries
- No information
- Fuel Prices (SYP)\***
- B** Butane (cannister)
- C** Coal (1kg)
- D** Diesel (1 litre)
- F** Firewood (1 tonne)
- NFI Prices (SYP)\***
- Cement (50kg)
- Floor mat (3\*4m)
- Plastic tarpaulin (1m<sup>2</sup>)
- Tent (5 persons)
- NA: not available for purchase

**Rasim Sahrij**  
 Burning furniture not in use

**Tal Heddiyeh**  
 Burning furniture not in use  
 Burning productive assets

**Talafeh**  
 Burning furniture not in use  
 Burning clothes  
 Burning waste

**Zarbah**  
 Burning furniture in use  
 Burning clothes  
 Burning plastics

### WASH

- Most common water source**
- Status of water source**
- Water is safe to drink
  - Water tastes/smells bad
  - People sick after drinking
  - No information
- Sufficiency of available water to meet household needs**
- Sufficient
  - Insufficient
  - No information
- Most common method of garbage disposal**

#### Rasim Sahrij

- Network
- Buried / burned

#### Tal Heddiyeh

- Network
- Private paid collection

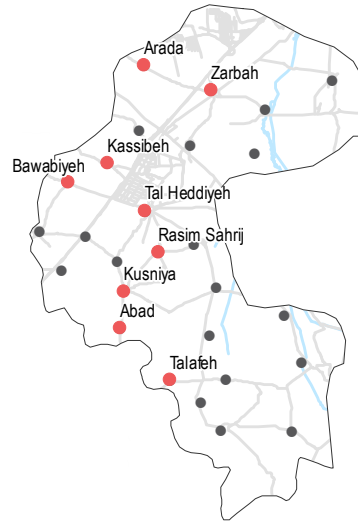
#### Talafeh

- Closed well
- Buried / burned

#### Zarbah

- Water trucking
- Left in street / public area

• 9/27 communities assessed (5 communities are shown on the previous factsheet): Rasim Sahrij, Tal Heddiyeh, Talafeh, Zarbah



### Education

- Status of primary schools in village**
- Functioning
  - Not functioning
  - Not available
  - No information
- Barriers to accessing education services**

#### Talafeh

Most children accessed education

#### Zarbah

Some facilities destroyed

#### Rasim Sahrij

Some facilities destroyed

#### Tal Heddiyeh

Most children accessed education

### Health

#### Most common health problems

#### Most common barriers to accessing healthcare

#### Rasim Sahrij

Diarrhoea  
 Acute respiratory infections  
 Malnutrition

No facilities in the area  
 High cost of transportation  
 Lack of transportation

#### Tal Heddiyeh

Disabilities  
 Skin diseases  
 Acute respiratory infections

No facilities in the area  
 High cost of transportation  
 Lack of transportation

#### Talafeh

Acute respiratory infections  
 Malnutrition  
 Symptoms of psychological trauma

No facilities in the area  
 Security concerns around entering facilities  
 Services are too expensive

#### Zarbah

Diarrhoea  
 Skin diseases  
 Acute respiratory infections

Lack of transportation  
 Disability/Injuries/Illness  
 Security concerns around entering facilities

### Food Security

#### Rasim Sahrij

- Private bakeries
- No difficulties reported
- Bread: no info
- Rice: 450 SYP
- Lentils: 250 SYP
- Sugar: 350 SYP
- Cooking oil: 500 SYP

#### Tal Heddiyeh

- Private bakeries
- No difficulties reported
- Bread: no info
- Rice: 375 SYP
- Lentils: 225 SYP
- Sugar: 400 SYP
- Cooking oil: 450 SYP

#### Talafeh

- Shops
- No difficulties reported
- Bread: no info
- Rice: 150 SYP
- Lentils: 350 SYP
- Sugar: 400 SYP
- Cooking oil: 600 SYP

#### Zarbah

- Shops
- Flour too expensive
- Private bakeries unavailable
- Bread: no info
- Rice: 400 SYP
- Lentils: 250 SYP
- Sugar: 300 SYP
- Cooking oil: 400 SYP

#### Main challenges to obtaining food

- No challenges
- Some foods unavailable
- Local production decreased
- Lack of access to markets
- Some foods expensive
- Lack of resources to buy food
- Lack of access to fuel
- Cooking fuel unavailable
- No information

Bread (public): 1 pack  
 Rice: 1kg  
 Lentils: 1kg  
 Sugar: 1kg  
 Cooking oil: 1 litre

#### Access to bread

- Most common source of bread
- Most common barriers to accessing bread
- Number of days, per month, where bread from private bakeries was unavailable