

Introduction

This multi-sector needs assessment is part of a monthly data collection exercise which aims to gather information about needs and the humanitarian situation inside Syria. The factsheets present information collected in August 2017, referring to the situation in July 2017.

These factsheets present information at the community level* for 18 sub-districts in Rural Damascus governorate. Selected key indicators for the following sectors are included in the factsheets: displacement, shelter, NFIs, health, food security, WASH and education. The factsheets do not cover the entire range of indicators gathered in the questionnaire.

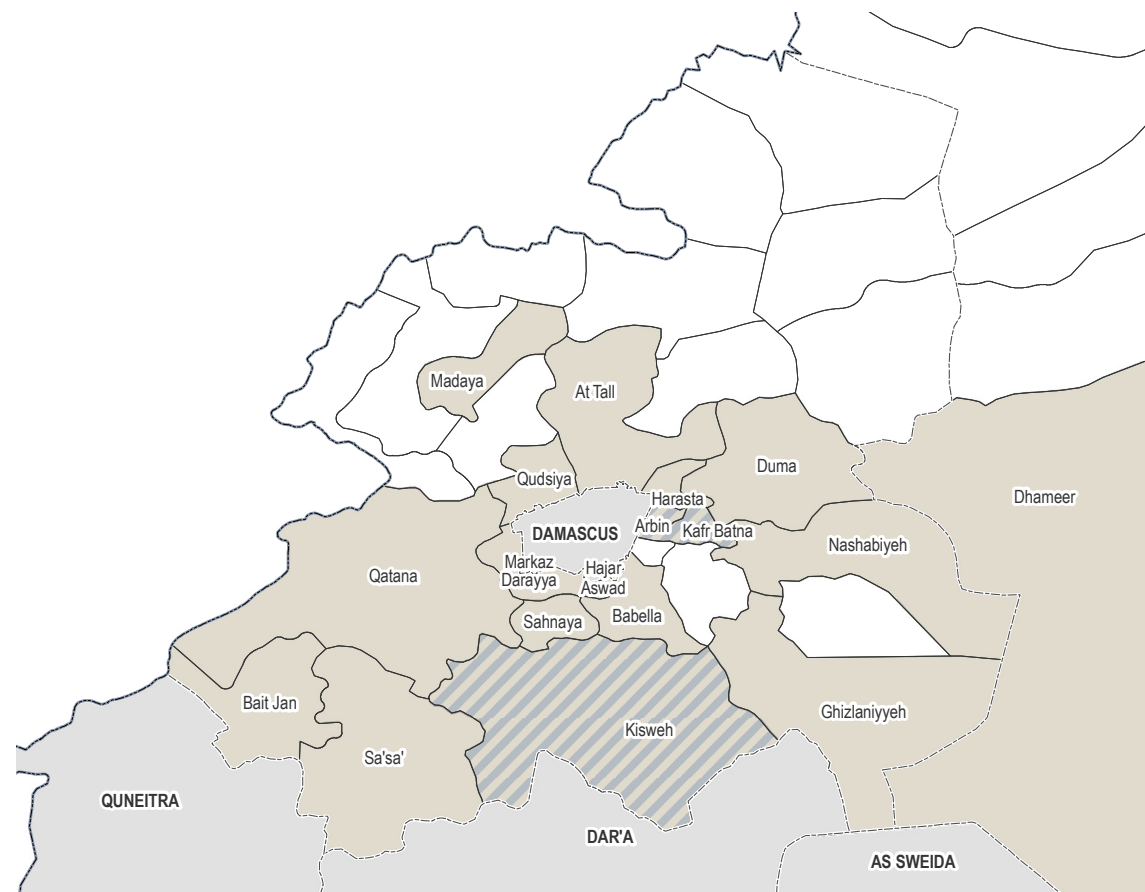
For full visualisation of all indicators collected, please see the SIMAWG Needs Identification Dynamic Reporting Tool, available here: <http://www.reach-info.org/syr/simawg/>.

Methodology and limitations

These findings are based on data collected both directly and remotely (in Jordan and Lebanon) from Key Informants residing in the communities assessed.

Information was collected from Key Informants in 52 communities in 18 sub-districts of Rural Damascus governorate. For each question asked, confidence levels are assigned based on the Key Informant's area of expertise and knowledge of the sector-specific situation.

For a full description of the methodology, please see the Terms of Reference, available on the [REACH Resource Centre](#).



- Remote data collection
- Direct data collection
- Mixed data collection
- Not assessed

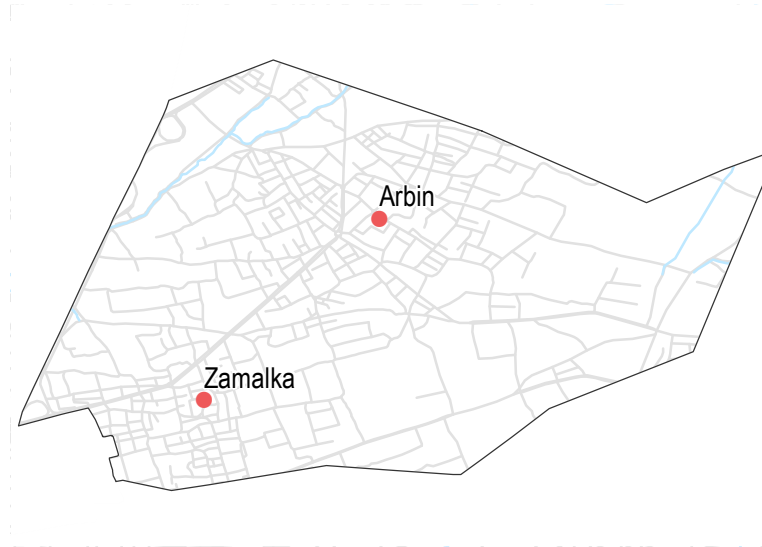
PDF: click on a sub-district name to directly access the relevant factsheet

Displacement

- % of pre-conflict population remaining
- % of population that are female
- % of female-headed households
- IDPs living in village
- New IDP arrivals
- Returnees

Arbin	26-50%	1-25%	1-25%
	Yes	No	No
Zamalka	1-25%	1-25%	1-25%
	Yes	No	No

• 2/2 communities assessed : Arbin, Zamalka



NFIs

Arbin

B NA	NA
C NA	NA
D 2200 SYP	NA
F 225000 SYP	NA

Zamalka

B NA	NA
C NA	NA
D 2200 SYP	NA
F 225000 SYP	NA

Most common electricity source

- Main network
- Generator
- No source
- Solar alternative
- No information

Fuel Prices (SYP)*

- B** Butane (cannister)
- C** Coal (1kg)
- D** Diesel (1 litre)
- F** Firewood (tonne)

NFI Prices (SYP)*

- Cement (50kg)
- Floor mat (3*4m)
- Plastic tarpaulin (1m²)
- Tent (5 persons)

NA: not available for purchase

Shelter

- Independent apartment or house
 - Shared apartment or house
 - Unfinished apartment or house
 - Tent
 - Private space not for shelter
 - Cave/natural shelter
 - Collective public space not for shelter
 - No IDPs
 - No information
- Min - Max: rent paid per room (where known)

Arbin

NDPs	IDPs
1500 - 1800 SYP	

Zamalka

NDPs	IDPs
1500 - 1800 SYP	

Livelihoods

Most common source of income

Most common strategies used to cope with lack of income / resources

Arbin

Daily employment
 Farm owning
 Business/trade

Skipping meals
 Reducing meal size

Zamalka

Daily employment
 Farm owning
 Business/trade

Skipping meals
 Reducing meal size

Arbin

Cutting trees
 Burning furniture not in use
 Burning productive assets

Zamalka

Cutting trees
 Burning furniture not in use
 Burning productive assets

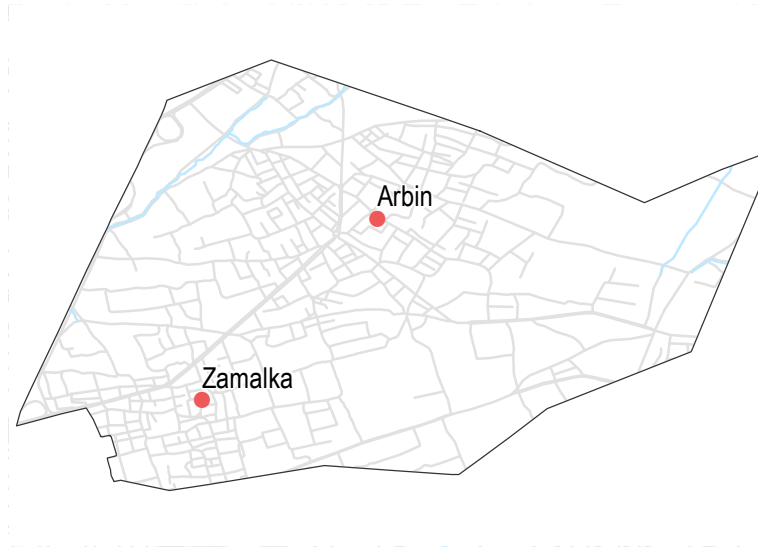
Most common strategies used to cope with a lack of fuel

WASH

- Most common water source**
- Status of water source**
- Water is safe to drink
 - Water tastes/smells bad
 - People sick after drinking
 - No information
- Sufficiency of available water to meet household needs**
- Sufficient
 - Insufficient
 - No information
- Most common method of garbage disposal**

- Arbin**
- Closed well
 - Public free collection
- Zamalka**
- Closed well
 - Public free collection

• 2/2 communities assessed : Arbin, Zamalka



Food Security

Arbin

- Bread: no info
- Rice: 1150 SYP
- Lentils: 670 SYP
- Sugar: 1000 SYP
- Cooking oil: 1330 SYP
- Shops
- High price of electricity/fuel
- Insufficient electricity/fuel
- Private bakeries unavailable

Zamalka

- Bread: no info
- Rice: 1150 SYP
- Lentils: 675 SYP
- Sugar: 1000 SYP
- Cooking oil: 1330 SYP
- Shops
- Insufficient electricity/fuel
- Yeast not always available
- High price of electricity/fuel
- Private bakeries unavailable

Main challenges to obtaining food

- No challenges
- Some foods unavailable
- Local production decreased
- Lack of access to markets
- Some foods expensive
- Lack of resources to buy food
- Lack of access to fuel
- Cooking fuel unavailable
- No information

Bread (public): 1 pack
 Rice: 1kg
 Lentils: 1 kg
 Sugar: 1kg
 Cooking oil: 1 litre

Access to bread

- Most common source of bread
- Most common barriers to accessing bread
- Number of days, per month, where bread from private bakeries was unavailable

Education

- Status of primary schools in village**
- Functioning
 - Not functioning
 - Not available
 - No information
- Barriers to accessing education services**

Arbin
 Unsafe route to services

Zamalka
 Unsafe route to services

Health

	Most common health problems	Most common barriers to accessing healthcare
Arbin	Communicable diseases Injuries Acute respiratory infections	Old age Disability/Injuries/Illness
Zamalka	Communicable diseases Injuries Acute respiratory infections	Old age Disability/Injuries/Illness

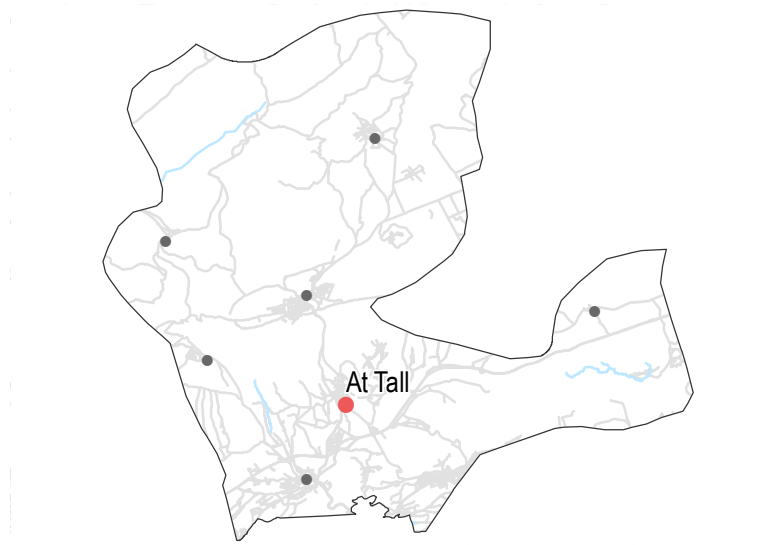
Displacement

- % of pre-conflict population remaining
- % of population that are female
- % of female-headed households
- IDPs living in village
- New IDP arrivals
- Returnees

At Tall

- 1-25%
- 26-50%
- 1-25%
- Yes
- No
- No

• 1/7 community assessed : At Tall



NFIs

At Tall

- B** 3000 SYP 2500 SYP
- C** 400 SYP 1700 SYP
- D** 375 SYP 1500 SYP
- F** NA NA

Most common electricity source

- Main network
- Generator
- No source
- Solar alternative
- No information

Fuel Prices (SYP)*

- B** Butane (cannister)
- C** Coal (1kg)
- D** Diesel (1 litre)
- F** Firewood (tonne)

NFI Prices (SYP)*

- Cement (50kg)
- Floor mat (3*4m)
- Plastic tarpaulin (1m²)
- Tent (5 persons)

NA: not available for purchase

Shelter

- Most common shelter
 - Independent apartment or house
 - Shared apartment or house
 - Unfinished apartment or house
 - Tent
 - Private space not for shelter
 - Cave/natural shelter
 - Collective public space not for shelter
 - No IDPs
 - No information
- Min - Max: rent paid per room (where known)

At Tall

- NDPs
- IDPs
- 2500 - 5000 SYP

Livelihoods

Most common source of income

- Stable employment
- Daily employment
- Business/trade

Most common strategies used to cope with lack of income / resources

- Borrowing from family/friends

At Tall

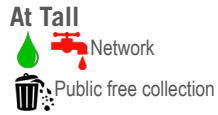
At Tall

- No lack of fuel

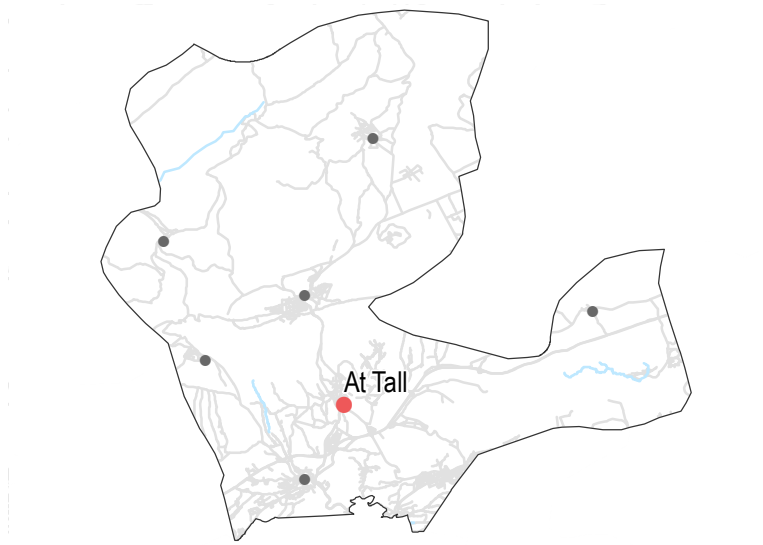
Most common strategies used to cope with a lack of fuel

WASH

- Most common water source
- Status of water source
- Water is safe to drink
 - Water tastes/smells bad
 - People sick after drinking
 - No information
- Sufficiency of available water to meet household needs
- Sufficient
 - Insufficient
 - No information
- Most common method of garbage disposal
- Public free collection



• 1/7 community assessed : At Tall



Food Security

At Tall

- Bread: 75 SYP
- Rice: 500 SYP
- Lentils: 350 SYP
- Sugar: 450 SYP
- Cooking oil: 800 SYP
- Private bakeries
- No difficulties reported
- 0

Main challenges to obtaining food

- No challenges
 - Some foods unavailable
 - Local production decreased
 - Lack of access to markets
 - Some foods expensive
 - Lack of resources to buy food
 - Lack of access to fuel
 - Cooking fuel unavailable
 - No information
- Bread (public): 1 pack
 Rice: 1kg
 Lentils: 1 kg
 Sugar: 1kg
 Cooking oil: 1 litre

Access to bread

- Most common source of bread
- Most common barriers to accessing bread
- Number of days, per month, where bread from private bakeries was unavailable

Education

- Status of primary schools in village
- Functioning
 - Not functioning
 - Not available
 - No information
- Barriers to accessing education services

At Tall
 Most children accessed education

Health

- Most common health problems
- At Tall**
- Chronic diseases
 - Maternal health issues
 - Severe diseases affecting those aged less than 5
- Most common barriers to accessing healthcare
- Security concerns around travel
 - Security concerns around entering facilities
 - Services are too expensive

Babella, Rural Damascus Governorate

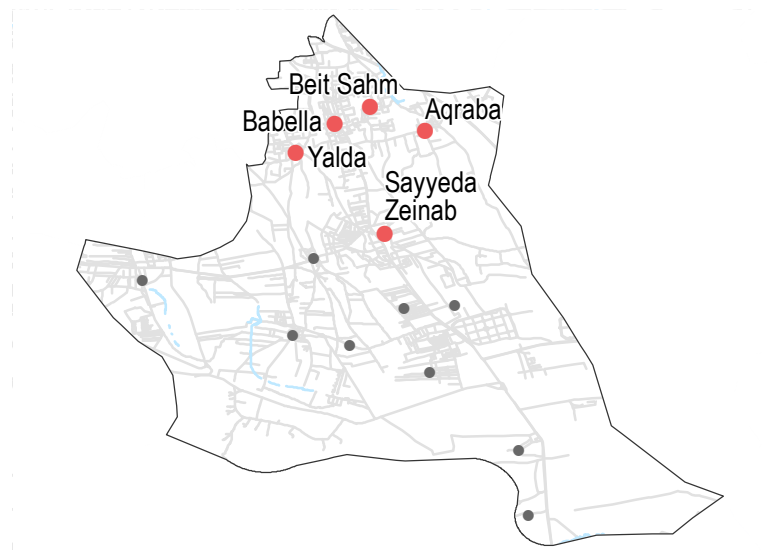
August 2017

Displacement

- % of pre-conflict population remaining
- % of population that are female
- % of female-headed households
- IDPs living in village
- New IDP arrivals
- Returnees

Community	% of pre-conflict population remaining	% of population that are female	% of female-headed households	IDPs living in village	New IDP arrivals	Returnees
Aqraba	26-50%	26-50%	1-25%	Yes	Yes	No
Babella	1-25%	1-25%	1-25%	Yes	No	No
Beit Sahm	1-25%	1-25%	1-25%	Yes	No	No
Sayyeda Zeinab	1-25%	26-50%	1-25%	Yes	No	No
Yalda	1-25%	1-25%	1-25%	Yes	No	No

• 5/12 communities assessed : Aqraba, Babella, Beit Sahm, Sayyeda Zeinab, Yalda



Shelter

- Independent apartment or house
- Shared apartment or house
- Unfinished apartment or house
- Tent
- Private space not for shelter
- Cave/natural shelter
- Collective public space not for shelter
- No IDPs
- No information
- Min - Max: rent paid per room (where known)

Community	Most common shelter	NDPs	IDPs
Aqraba	Independent apartment or house	No info	No info
Babella	Shared apartment or house	1000 - 1500 SYP	1000 - 1500 SYP
Beit Sahlm	Unfinished apartment or house	1000 - 1500 SYP	1000 - 1500 SYP
Sayyeda Zeinab	Independent apartment or house	5000 - 10000 SYP	5000 - 10000 SYP
Yalda	Shared apartment or house	1000 - 1500 SYP	1000 - 1500 SYP

Livelihoods

Most common source of income

Most common strategies used to cope with lack of income / resources

Community	Most common source of income	Most common strategies used to cope with lack of income / resources
Aqraba	Daily employment Business/trade	Children sent to work/beg Borrowing from family/friends Skipping meals
Babella	Daily employment Sale of humanitarian aid Cash items	Adults begging Borrowing from family/friends
Beit Sahlm	Stable employment Daily employment Sale of humanitarian aid	Borrowing from family/friends
Sayyeda Zeinab	Stable employment Daily employment High risk/illegal work	Taking loans/buying on credit Borrowing from family/friends High risk/illegal work
Yalda	Stable employment Daily employment Business/trade	Children sent to work/beg Borrowing from family/friends

NFIs

Community	B	C	D	F
Aqraba	8500 SYP	500 SYP	425 SYP	60000 SYP
Babella	3900 SYP	450 SYP	400 SYP	125000 SYP
Beit Sahlm	3900 SYP	450 SYP	400 SYP	125000 SYP
Sayyeda Zeinab	2800 SYP	400 SYP	195 SYP	100000 SYP
Yalda	3900 SYP	450 SYP	450 SYP	NA

- Most common electricity source
- Main network
- Generator
- No source
- Solar alternative
- No information
- Fuel Prices (SYP)*
- B** Butane (cannister)
- C** Coal (1kg)
- D** Diesel (1 litre)
- F** Firewood (tonne)
- NFI Prices (SYP)*
- Cement (50kg)
- Floor mat (3*4m)
- Plastic tarpaulin (1m²)
- Tent (5 persons)
- NA: not available for purchase

Aqraba
Burning productive assets
Burning waste

Babella
Burning plastics
Burning waste

Beit Sahlm
Burning plastics

Most common strategies used to cope with a lack of fuel

Sayyeda Zeinab
No lack of fuel

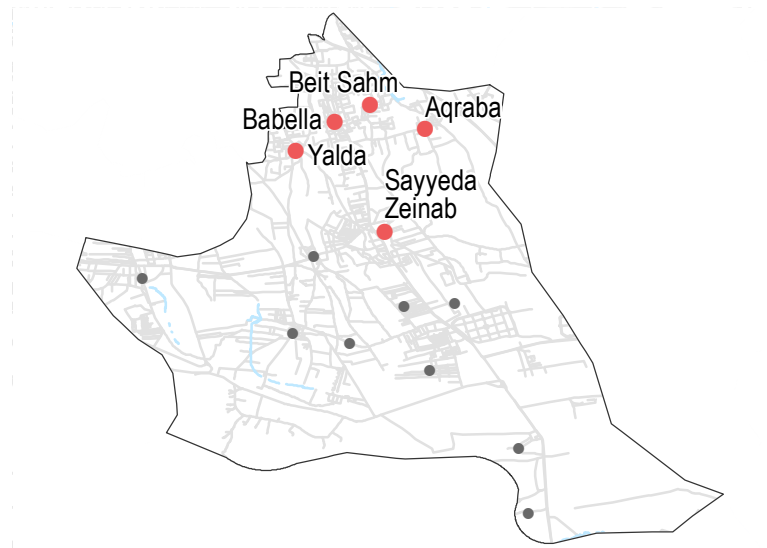
Yalda
Burning plastics

WASH

- Most common water source**
- Status of water source**
- Water is safe to drink
 - Water tastes/smells bad
 - People sick after drinking
 - No information
- Sufficiency of available water to meet household needs**
- Sufficient
 - Insufficient
 - No information
- Most common method of garbage disposal**

- Aqraba**
- Closed well
 - Buried / burned
- Babella**
- Network
 - Public free collection
- Beit Sahn**
- Network
 - Public free collection
- Sayyeda Zeinab**
- Network
 - Public free collection
- Yalda**
- Network
 - Public free collection

• 5/12 communities assessed : Aqraba, Babella, Beit Sahn, Sayyeda Zeinab, Yalda



Education

- Status of primary schools in village**
- Functioning
 - Not functioning
 - Not available
 - No information
- Barriers to accessing education services**
- Aqraba: Services not accessible

- Beit Sahn**
- Most children accessed education
- Sayyeda Zeinab**
- Most children accessed education
- Yalda**
- Most children accessed education

- Babella**
- Most children accessed education

Health

- Most common health problems
- Most common barriers to accessing healthcare

Community	Most common health problems	Most common barriers to accessing healthcare
Aqraba	Pregnancy related diseases Injuries Severe diseases affecting those aged less than 5	No facilities in the area
Babella	Communicable diseases Maternal health issues Severe diseases affecting those aged less than 5	Security concerns around travel Security concerns around entering facilities Services are too expensive
Beit Sahn	Chronic diseases Severe diseases affecting those aged less than 5	Security concerns around travel Security concerns around entering facilities Services are too expensive
Sayyeda Zeinab	Chronic diseases Pregnancy related diseases Severe diseases affecting those aged less than 5	Old age Services are too expensive
Yalda	Chronic diseases Injuries Severe diseases affecting those aged less than 5	Security concerns around travel Security concerns around entering facilities Services are too expensive

Food Security

- Aqraba**
- Bread: no info
 - Rice: 650 SYP
 - Lentils: 450 SYP
 - Sugar: 400 SYP
 - Cooking oil: 750 SYP
 - Private bakeries
 - No difficulties reported
 - 0
- Babella**
- Bread: no info
 - Rice: 550 SYP
 - Lentils: 350 SYP
 - Sugar: 375 SYP
 - Cooking oil: 700 SYP
 - Shops
 - No difficulties reported
 - 21 or more
- Beit Sahn**
- Bread: no info
 - Rice: 500 SYP
 - Lentils: 300 SYP
 - Sugar: 450 SYP
 - Cooking oil: 700 SYP
 - Shops
 - No difficulties reported
 - 21 or more
- Sayyeda Zeinab**
- Bread: 75 SYP
 - Rice: 500 SYP
 - Lentils: 250 SYP
 - Sugar: 325 SYP
 - Cooking oil: 650 SYP
 - Private bakeries
 - No difficulties reported
 - 0
- Yalda**
- Bread: no info
 - Rice: 550 SYP
 - Lentils: 350 SYP
 - Sugar: 375 SYP
 - Cooking oil: 700 SYP
 - Shops
 - No difficulties reported
 - 21 or more
- Main challenges to obtaining food**
- No challenges
 - Some foods unavailable
 - Local production decreased
 - Lack of access to markets
 - Some foods expensive
 - Lack of resources to buy food
 - Lack of access to fuel
 - Cooking fuel unavailable
 - No information
- Bread (public): 1 pack**
Rice: 1kg
Lentils: 1kg
Sugar: 1kg
Cooking oil: 1 litre
- Access to bread**
- Most common source of bread
 - Most common barriers to accessing bread
 - Number of days, per month, where bread from private bakeries was unavailable

Bait Jan, Rural Damascus Governorate

August 2017

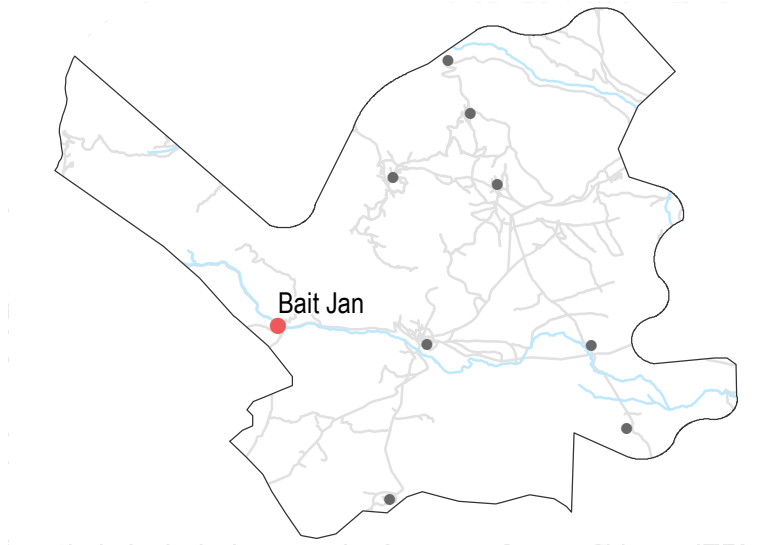
Displacement

- % of pre-conflict population remaining
- % of population that are female
- % of female-headed households
- IDPs living in village
- New IDP arrivals
- Returnees

Bait Jan

- 51-75%
- 51-75%
- 1-25%
- Yes
- No
- No

• 1/9 community assessed : Bait Jan



NFIs

Bait Jan

- B** 4000 SYP NA
- C** NA NA
- D** 250 SYP NA
- F** NA NA

Most common electricity source

- Main network
- Generator
- No source
- Solar alternative
- No information

Fuel Prices (SYP)*

- B** Butane (cannister)
- C** Coal (1kg)
- D** Diesel (1 litre)
- F** Firewood (tonne)

NFI Prices (SYP)*

- Cement (50kg)
- Floor mat (3*4m)
- Plastic tarpaulin (1m²)
- Tent (5 persons)

NA: not available for purchase

Shelter

- Independent apartment or house
 - Shared apartment or house
 - Unfinished apartment or house
 - Tent
 - Private space not for shelter
 - Cave/natural shelter
 - Collective public space not for shelter
 - No IDPs
 - No information
- Min - Max: rent paid per room (where known)

Bait Jan

- NDPs
- IDPs
- No info

Livelihoods

Most common source of income

- Sale of household assets
- Farm owning
- Business/trade

Most common strategies used to cope with lack of income / resources

- Borrowing from family/friends
- High risk/illegal work

Bait Jan

No lack of fuel

Most common strategies used to cope with a lack of fuel

Bait Jan, Rural Damascus Governorate

August 2017

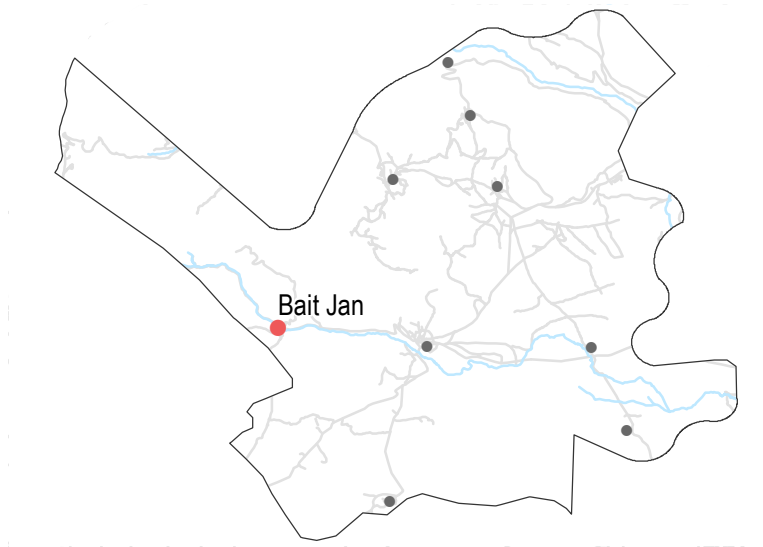
WASH

- Most common water source
- Status of water source
- Water is safe to drink
 - Water tastes/smells bad
 - People sick after drinking
 - No information
- Sufficiency of available water to meet household needs
- Sufficient
 - Insufficient
 - No information
- Most common method of garbage disposal
- Private paid collection

Bait Jan

- Network
- Private paid collection

• 1/9 community assessed : Bait Jan



Food Security

Bait Jan

- Bread: no info
- Rice: 575 SYP
- Lentils: 550 SYP
- Sugar: 450 SYP
- Cooking oil: 1750 SYP
- No difficulties reported
- Private bakeries unavailable

Shops

Main challenges to obtaining food

- No challenges
- Some foods unavailable
- Local production decreased
- Lack of access to markets
- Some foods expensive
- Lack of resources to buy food
- Lack of access to fuel
- Cooking fuel unavailable
- No information

Bread (public): 1 pack
 Rice: 1kg
 Lentils: 1 kg
 Sugar: 1kg
 Cooking oil: 1 litre

Access to bread

- Most common source of bread
- Most common barriers to accessing bread
- Number of days, per month, where bread from private bakeries was unavailable

Education

- Status of primary schools in village
- Functioning
 - Not functioning
 - Not available
 - No information
- Barriers to accessing education services

Bait Jan

Most children accessed education

Health

Most common health problems

Diarrhoea
 Communicable diseases
 Chronic diseases

Most common barriers to accessing healthcare

No difficulties reported

Bait Jan

Dhameer, Rural Damascus Governorate

August 2017

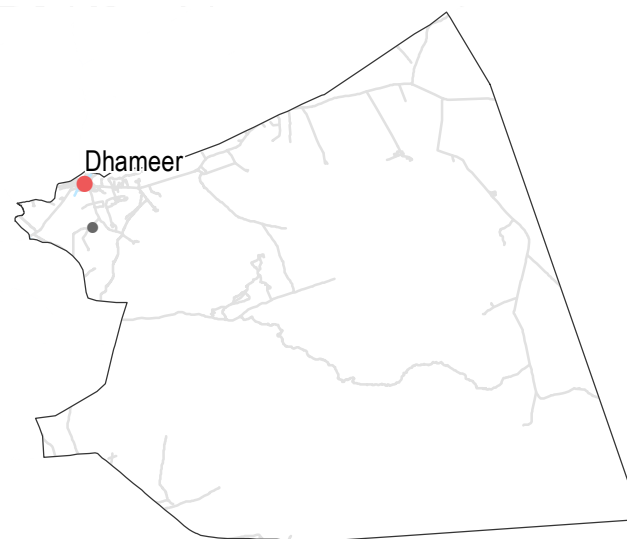
Displacement

- % of pre-conflict population remaining
- % of population that are female
- % of female-headed households
- IDPs living in village
- New IDP arrivals
- Returnees

Dhameer

76-100% 26-50% 1-25%
 Yes No No

• 1/2 community assessed : Dhameer



NFIs

Lightbulb Dhameer

- B** NA NA
- C** NA NA
- D** 600 SYP NA
- F** 60000 SYP NA

Most common electricity source

- Main network
- Generator
- No source
- Solar alternative
- No information

Fuel Prices (SYP)*

- B** Butane (cannister)
- C** Coal (1kg)
- D** Diesel (1 litre)
- F** Firewood (tonne)

NFI Prices (SYP)*

- Cement (50kg)
- Floor mat (3*4m)
- Plastic tarpaulin (1m²)
- Tent (5 persons)

NA: not available for purchase

Shelter

- Most common shelter
 - Independent apartment or house
 - Shared apartment or house
 - Unfinished apartment or house
 - Tent
 - Private space not for shelter
 - Cave/natural shelter
 - Collective public space not for shelter
 - No IDPs
 - No information
- Min - Max: rent paid per room (where known)

Dhameer

NDPs IDPs

 5000 - 75000 SYP

Livelihoods

Most common source of income

Dhameer
 Stable employment
 Daily employment
 Business/trade

Most common strategies used to cope with lack of income / resources

Borrowing from family/friends

Fire Dhameer

Cutting trees
 Burning furniture not in use
 Burning productive assets

Most common strategies used to cope with a lack of fuel

Dhameer, Rural Damascus Governorate

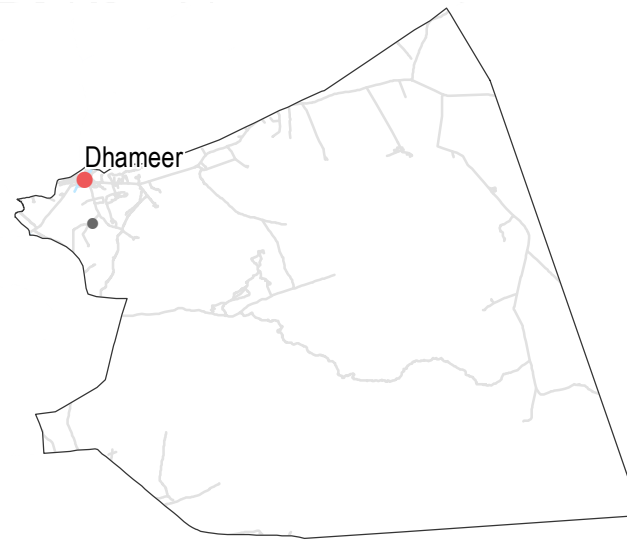
August 2017

WASH

- Most common water source
- Status of water source
 - Water is safe to drink
 - Water tastes/smells bad
 - People sick after drinking
 - No information
- Sufficiency of available water to meet household needs
 - Sufficient
 - Insufficient
 - No information
- Most common method of garbage disposal

- Dhameer**
- Closed well
 - Public free collection

• 1/2 community assessed : Dhameer



Food Security

Dhameer

- Bread: 130 SYP
- Rice: 250 SYP
- Lentils: 250 SYP
- Sugar: 500 SYP
- Cooking oil: 700 SYP
- Public bakeries
- No difficulties reported
- Private bakeries unavailable

Main challenges to obtaining food

- No challenges
- Some foods unavailable
- Local production decreased
- Lack of access to markets
- Some foods expensive
- Lack of resources to buy food
- Lack of access to fuel
- Cooking fuel unavailable
- No information

Bread (public): 1 pack
 Rice: 1kg
 Lentils: 1kg
 Sugar: 1kg
 Cooking oil: 1 litre

Access to bread

- Most common source of bread
- Most common barriers to accessing bread
- Number of days, per month, where bread from private bakeries was unavailable

Education

- Status of primary schools in village
 - Functioning
 - Not functioning
 - Not available
 - No information
- Barriers to accessing education services

Dhameer
 Most children accessed education

Health

- Most common health problems
 - Diarrhoea
 - Acute respiratory infections
 - Fever
- Most common barriers to accessing healthcare
 - No difficulties reported

Dhameer

Displacement

- % of pre-conflict population remaining
- % of population that are female
- % of female-headed households
- IDPs living in village
- New IDP arrivals
- Returnees

Btihet Elwafedine		
76-100%	51-75%	1-25%
Yes	No	No
Duma		
1-25%	1-25%	1-25%
Yes	No	No
Shafuniyeh		
51-75%	26-50%	1-25%
Yes	No	No

• 3/12 communities assessed : Btihet Elwafedine, Duma, Shafuniyeh



Shelter

- Independent apartment or house
- Shared apartment or house
- Unfinished apartment or house
- Tent
- Private space not for shelter
- Cave/natural shelter
- Collective public space not for shelter
- No IDPs
- No information
- Min - Max: rent paid per room (where known)

Btihet Elwafedine	
NDPs	IDPs
8000 - 10000 SYP	
Duma	
NDPs	IDPs
1000 - 2500 SYP	
Shafuniyeh	
NDPs	IDPs
No info	

Livelihoods

Most common source of income

Most common strategies used to cope with lack of income / resources

Community	Most common source of income	Most common strategies used to cope with lack of income / resources
Btihet Elwafedine	Stable employment Business/trade	Reducing meal size
Duma	Stable employment Farm owning Business/trade	Borrowing from family/friends Skipping meals Reducing meal size
Shafuniyeh	Daily employment Business/trade	Reducing meal size

NFIs

Btihet Elwafedine

B 3000 SYP	5000 SYP
C 400 SYP	6000 SYP
D 300 SYP	3500 SYP
F NA	NA

Duma

B NA	NA
C NA	NA
D 2200 SYP	1200 SYP
F 200000 SYP	NA

Shafuniyeh

B NA	NA
C NA	NA
D 2200 SYP	NA
F 120000 SYP	NA

Btihet Elwafedine

No lack of fuel

Duma

Burning productive assets
 Burning plastics
 Burning waste

Shafuniyeh

Burning productive assets

Most common electricity source

- Main network
- Generator
- No source
- Solar alternative
- No information

Fuel Prices (SYP)*

- B** Butane (cannister)
- C** Coal (1kg)
- D** Diesel (1 litre)
- F** Firewood (tonne)

NFI Prices (SYP)*

- Cement (50kg)
- Floor mat (3*4m)
- Plastic tarpaulin (1m²)
- Tent (5 persons)

NA: not available for purchase

Most common strategies used to cope with a lack of fuel

WASH

- Most common water source**
- Status of water source**
- Water is safe to drink
 - Water tastes/smells bad
 - People sick after drinking
 - No information
- Sufficiency of available water to meet household needs**
- Sufficient
 - Insufficient
 - No information
- Most common method of garbage disposal**

Btihet Elwafedine

- Network
- Disposed at designated site

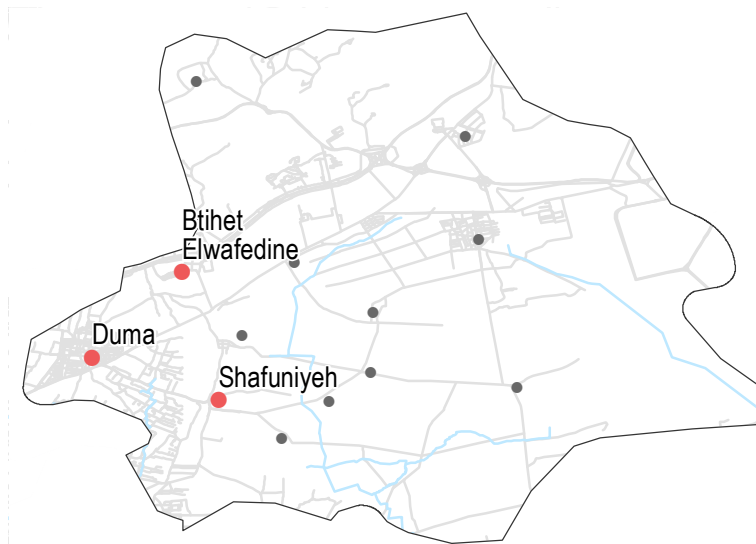
Duma

- Water trucking
- Public free collection

Shafuniyeh

- Open well
- Disposed at designated site

• 3/12 communities assessed : Btihet Elwafedine, Duma, Shafuniyeh



Education

- Status of primary schools in village**
- Functioning
 - Not functioning
 - Not available
 - No information
- Barriers to accessing education services**

Shafuniyeh

Most children accessed education

Btihet Elwafedine

Most children accessed education

Duma

Unsafe route to services

Health

Most common health problems

Most common barriers to accessing healthcare

Btihet Elwafedine

Pregnancy related diseases
 Severe diseases affecting those aged less than 5

No difficulties reported

Duma

Chronic diseases
 Injuries
 Severe diseases affecting those aged less than 5

Security concerns around travel
 Disability/Injuries/Illness
 Security concerns around entering facilities

Shafuniyeh

Pregnancy related diseases
 Fever
 Severe diseases affecting those aged less than 5

High cost of transportation

Food Security

Btihet Elwafedine

- Bread: 58 SYP
- Rice: 550 SYP
- Lentils: 700 SYP
- Sugar: 375 SYP
- Cooking oil: 900 SYP
- Public bakeries
- No difficulties reported
- Private bakeries unavailable

Duma

- Bread: no info
- Rice: 1200 SYP
- Lentils: 700 SYP
- Sugar: 1150 SYP
- Cooking oil: 1350 SYP
- Shops
- No difficulties reported
- 1 to 10

Shafuniyeh

- Bread: no info
- Rice: 1250 SYP
- Lentils: 850 SYP
- Sugar: 1250 SYP
- Cooking oil: 1200 SYP
- Shops
- Insufficient electricity/fuel
- Private bakeries unavailable

Main challenges to obtaining food

- No challenges
- Some foods unavailable
- Local production decreased
- Lack of access to markets
- Some foods expensive
- Lack of resources to buy food
- Lack of access to fuel
- Cooking fuel unavailable
- No information
- Bread (public): 1 pack
- Rice: 1kg
- Lentils: 1kg
- Sugar: 1kg
- Cooking oil: 1 litre
- Access to bread
- Most common source of bread
- Most common barriers to accessing bread
- Number of days, per month, where bread from private bakeries was unavailable

Ghizlaniyyeh, Rural Damascus Governorate

August 2017

Displacement

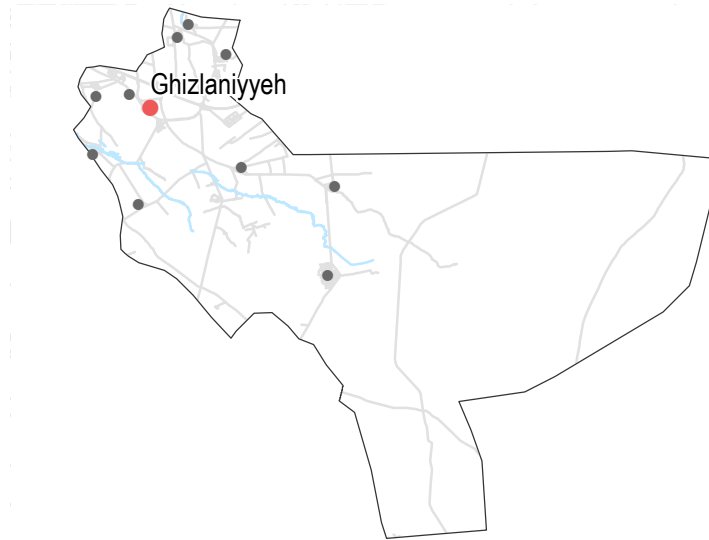
- % of pre-conflict population remaining
- % of population that are female
- % of female-headed households
- IDPs living in village
- New IDP arrivals
- Returnees

Ghizlaniyyeh

76-100% 51-75% 1-25%

Yes No No

• 1/11 community assessed : Ghizlaniyyeh



NFIs

Ghizlaniyyeh

B 3000 SYP 2500 SYP

C NA 10000 SYP

D 215 SYP NA

F NA NA

Most common electricity source

- Main network
- Generator
- No source
- Solar alternative
- No information

Fuel Prices (SYP)*

- B** Butane (cannister)
- C** Coal (1kg)
- D** Diesel (1 litre)
- F** Firewood (tonne)

NFI Prices (SYP)*

- Cement (50kg)
- Floor mat (3*4m)
- Plastic tarpaulin (1m²)
- Tent (5 persons)

NA: not available for purchase

Shelter

- Most common shelter
- Independent apartment or house
 - Shared apartment or house
 - Unfinished apartment or house
 - Tent
 - Private space not for shelter
 - Cave/natural shelter
 - Collective public space not for shelter
 - No IDPs
 - No information
- Min - Max: rent paid per room (where known)

Ghizlaniyyeh

NDPs IDPs

1400 - 1800 SYP

Livelihoods

Most common source of income

Ghizlaniyyeh

Stable employment
Farm owning
Business/trade

Most common strategies used to cope with lack of income / resources

Borrowing from family/friends
Selling household assets

Ghizlaniyyeh

No lack of fuel

Most common strategies used to cope with a lack of fuel

Ghizlaniyyeh, Rural Damascus Governorate

August 2017

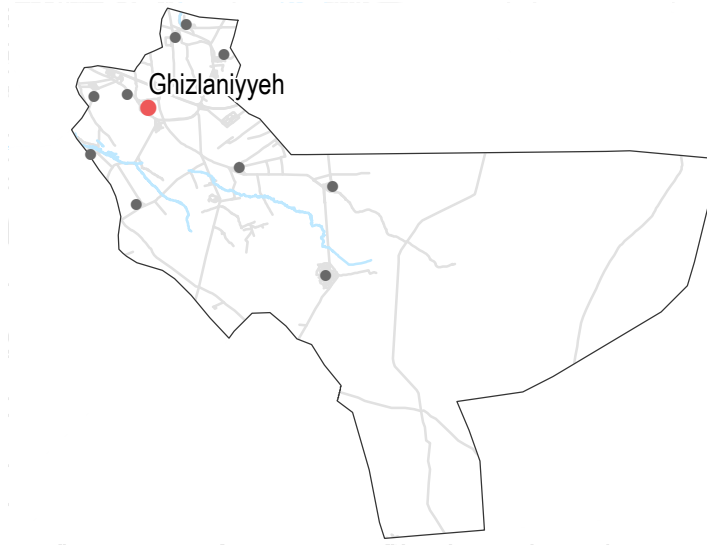
WASH

- Most common water source**
- Water is safe to drink
 - Water tastes/smells bad
 - People sick after drinking
 - No information
- Sufficiency of available water to meet household needs**
- Sufficient
 - Insufficient
 - No information
- Most common method of garbage disposal**
- Disposed at designated site

Ghizlaniyyeh

- Network
- Disposed at designated site

• 1/11 community assessed : Ghizlaniyyeh



Food Security

Ghizlaniyyeh

- Bread: 50 SYP
- Rice: 550 SYP
- Lentils: 550 SYP
- Sugar: 375 SYP
- Cooking oil: 1750 SYP
- Public bakeries
- No difficulties reported
- Private bakeries unavailable

Main challenges to obtaining food

- No challenges
- Some foods unavailable
- Local production decreased
- Lack of access to markets
- Some foods expensive
- Lack of resources to buy food
- Lack of access to fuel
- Cooking fuel unavailable
- No information

Bread (public): 1 pack
 Rice: 1kg
 Lentils: 1kg
 Sugar: 1kg
 Cooking oil: 1 litre

Access to bread

- Most common source of bread
- Most common barriers to accessing bread
- Number of days, per month, where bread from private bakeries was unavailable

Education

- Status of primary schools in village**
- Functioning
 - Not functioning
 - Not available
 - No information
- Barriers to accessing education services**

Ghizlaniyyeh

Most children accessed education

Health

- Most common health problems**
- Diarrhoea
 - Communicable diseases
 - Chronic diseases

- Most common barriers to accessing healthcare**
- No difficulties reported

Ghizlaniyyeh

Hajar Aswad, Rural Damascus Governorate

August 2017

Displacement

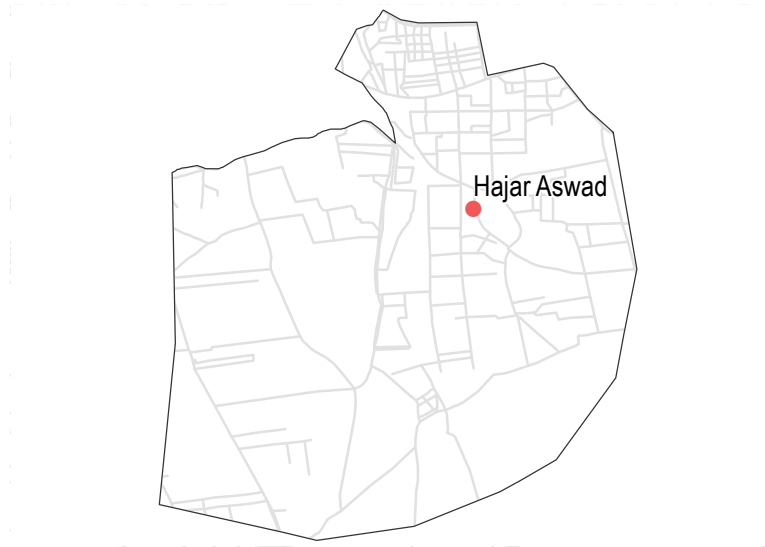
- % of pre-conflict population remaining
- % of population that are female
- % of female-headed households
- IDPs living in village
- New IDP arrivals
- Returnees

Hajar Aswad

1-25% 1-25% 1-25%

Yes No No

• 1/1 community assessed : Hajar Aswad



NFIs

Hajar Aswad

- B** 3200 SYP NA
- C** 450 SYP NA
- D** 400 SYP NA
- F** NA NA

- Most common electricity source
- Main network
 - Generator
 - No source
 - Solar alternative
 - No information

- Fuel Prices (SYP)*
- B** Butane (cannister)
 - C** Coal (1kg)
 - D** Diesel (1 litre)
 - F** Firewood (tonne)

- NFI Prices (SYP)*
- Cement (50kg)
 - Floor mat (3*4m)
 - Plastic tarpaulin (1m²)
 - Tent (5 persons)
- NA: not available for purchase

Shelter

- Most common shelter
- Independent apartment or house
 - Shared apartment or house
 - Unfinished apartment or house
 - Tent
 - Private space not for shelter
 - Cave/natural shelter
 - Collective public space not for shelter
 - No IDPs
 - No information
- Min - Max: rent paid per room (where known)

Hajar Aswad

NDPs IDPs

No info

Livelihoods

Most common source of income

Hajar Aswad

Daily employment
High risk/illegal work

Most common strategies used to cope with lack of income / resources

Children sent to work/beg
Borrowing from family/friends

Hajar Aswad

Burning plastics
Burning waste

Most common strategies used to cope with a lack of fuel

Hajar Aswad, Rural Damascus Governorate

August 2017

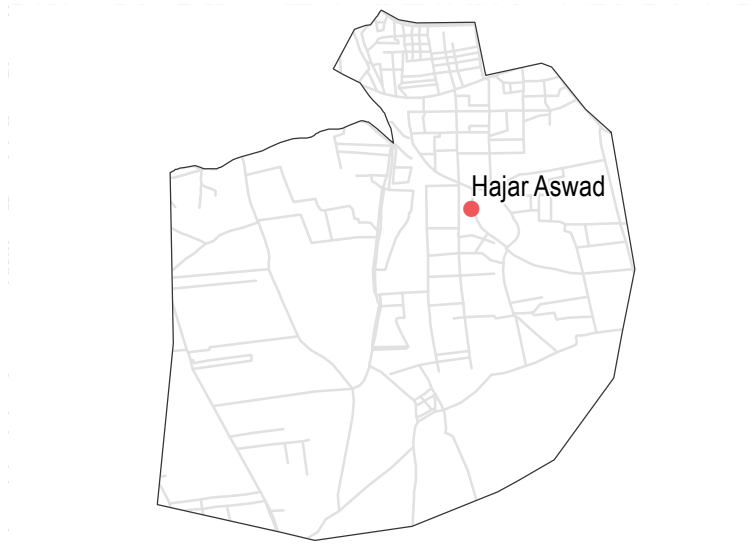
WASH

- Most common water source
- Status of water source
 - Water is safe to drink
 - Water tastes/smells bad
 - People sick after drinking
 - No information
- Sufficiency of available water to meet household needs
 - Sufficient
 - Insufficient
 - No information
- Most common method of garbage disposal

Hajar Aswad

- Closed well
- Buried / burned

• 1/1 community assessed : Hajar Aswad



Food Security

Hajar Aswad

- Bread: no info
- Rice: 400 SYP
- Lentils: 250 SYP
- Sugar: 400 SYP
- Cooking oil: 700 SYP
- Shops
- High price of flour
- Flour not always available
- Insufficient electricity/fuel
- 21 or more

Main challenges to obtaining food

- No challenges
- Some foods unavailable
- Local production decreased
- Lack of access to markets
- Some foods expensive
- Lack of resources to buy food
- Lack of access to fuel
- Cooking fuel unavailable
- No information

Bread (public): 1 pack
 Rice: 1kg
 Lentils: 1 kg
 Sugar: 1kg
 Cooking oil: 1 litre

Access to bread

- Most common source of bread
- Most common barriers to accessing bread
- Number of days, per month, where bread from private bakeries was unavailable

Education

- Status of primary schools in village
 - Functioning
 - Not functioning
 - Not available
 - No information
- Barriers to accessing education services

Hajar Aswad

Most children accessed education

Health

- Most common health problems
 - Chronic diseases
 - Injuries
 - Severe diseases affecting those aged less than 5
- Most common barriers to accessing healthcare
 - Security concerns around travel
 - Security concerns around entering facilities

Hajar Aswad

Harasta, Rural Damascus Governorate

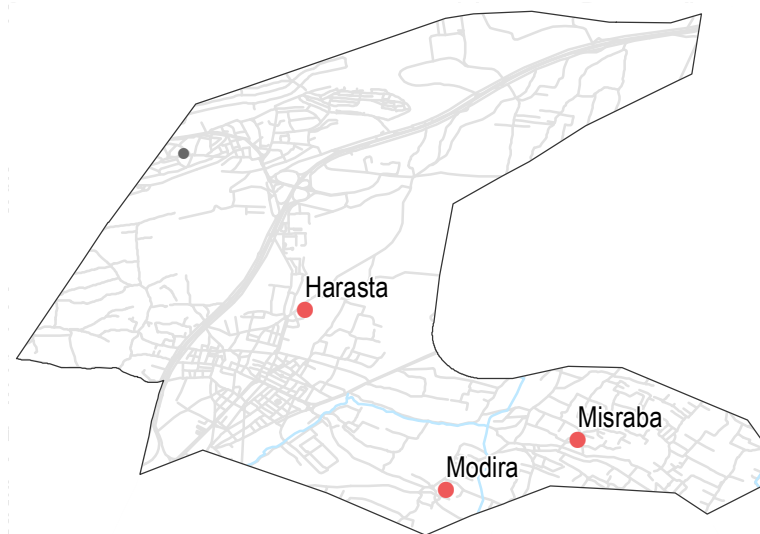
August 2017

Displacement

- % of pre-conflict population remaining
- % of population that are female
- % of female-headed households
- IDPs living in village
- New IDP arrivals
- Returnees

Harasta		
1-25%	1-25%	1-25%
Yes	No	No
Misraba		
51-75%	51-75%	1-25%
Yes	No	No
Modira		
51-75%	51-75%	1-25%
Yes	No	No

• 3/4 communities assessed : Harasta, Misraba, Modira



Shelter

- Independent apartment or house
- Shared apartment or house
- Unfinished apartment or house
- Tent
- Private space not for shelter
- Cave/natural shelter
- Collective public space not for shelter
- No IDPs
- No information
- Min - Max: rent paid per room (where known)

Harasta	
NDPs	IDPs
500 - 2000 SYP	
Misraba	
NDPs	IDPs
1500 - 3500 SYP	
Modira	
NDPs	IDPs
1000 - 1500 SYP	

Livelihoods

Most common source of income

Most common strategies used to cope with lack of income / resources

Community	Most common source of income	Most common strategies used to cope with lack of income / resources
Harasta	Stable employment Farm owning Business/trade	Borrowing from family/friends Skipping meals Reducing meal size
Misraba	Stable employment Daily employment Business/trade	Borrowing from family/friends High risk/illegal work Selling household assets
Modira	Stable employment Daily employment Business/trade	Borrowing from family/friends High risk/illegal work Selling household assets

NFIs

Harasta

B NA	NA
C NA	NA
D 2200 SYP	1200 SYP
F 200000 SYP	NA

Misraba

B NA	NA
C NA	NA
D 2400 SYP	250 SYP
F 200000 SYP	NA

Modira

B NA	NA
C NA	NA
D 2400 SYP	250 SYP
F 200000 SYP	NA

Most common electricity source

- Main network
- Generator
- No source
- Solar alternative
- No information

Fuel Prices (SYP)*

- B** Butane (cannister)
- C** Coal (1kg)
- D** Diesel (1 litre)
- F** Firewood (tonne)

NFI Prices (SYP)*

- Cement (50kg)
- Floor mat (3*4m)
- Plastic tarpaulin (1m²)
- Tent (5 persons)

NA: not available for purchase

Harasta

- Burning productive assets
- Burning plastics
- Burning waste

Misraba

- Burning productive assets
- Burning plastics
- Burning waste

Modira

- Burning productive assets
- Burning plastics
- Burning waste

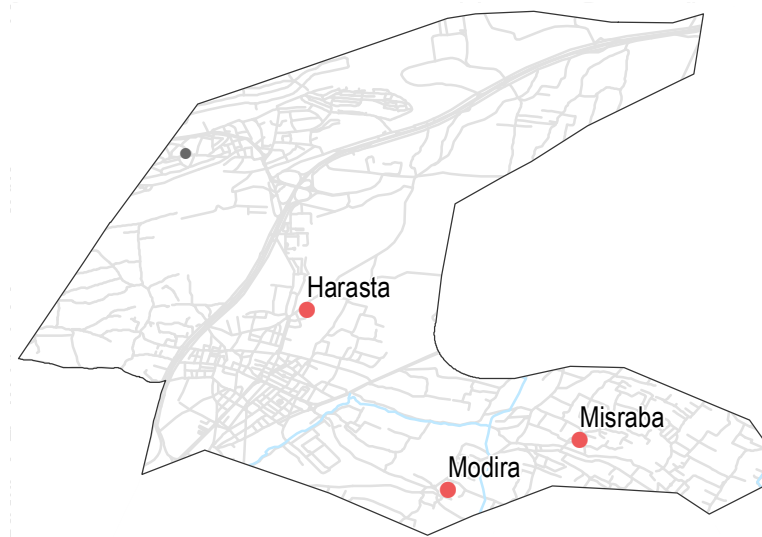
Most common strategies used to cope with a lack of fuel

WASH

- Most common water source
- Status of water source
- Water is safe to drink
 - Water tastes/smells bad
 - People sick after drinking
 - No information
- Sufficiency of available water to meet household needs
- Sufficient
 - Insufficient
 - No information
- Most common method of garbage disposal

- Harasta**
- Water trucking
 - Public free collection
- Misraba**
- Water trucking
 - Public free collection
- Modira**
- Water trucking
 - Public free collection

• 3/4 communities assessed : Harasta, Misraba, Modira



Education

- Status of primary schools in village
- Functioning
 - Not functioning
 - Not available
 - No information
- Barriers to accessing education services

Modira
 Most children accessed education

Harasta
 Unsafe route to services

Misraba
 Most children accessed education

Health

+ Most common health problems

H Most common barriers to accessing healthcare

Community	Most common health problems	Most common barriers to accessing healthcare
Harasta	Chronic diseases Injuries Severe diseases affecting those aged less than 5	Security concerns around travel Disability/Injuries/Illness Security concerns around entering facilities
Misraba	Diarrhoea Chronic diseases Injuries	Old age Disability/Injuries/Illness Security concerns around entering facilities
Modira	Diarrhoea Chronic diseases Injuries	Old age Disability/Injuries/Illness Security concerns around entering facilities

Food Security

Harasta

- Shops
- Bread: no info
- Rice: 1200 SYP
- Lentils: 700 SYP
- Sugar: 1150 SYP
- Cooking oil: 1350 SYP
- No difficulties reported
- 1 to 10

Misraba

- Shops
- Bread: no info
- Rice: 1200 SYP
- Lentils: 700 SYP
- Sugar: 1150 SYP
- Cooking oil: 1325 SYP
- No difficulties reported
- 1 to 10

Modira

- Shops
- Bread: no info
- Rice: 1200 SYP
- Lentils: 700 SYP
- Sugar: 1150 SYP
- Cooking oil: 1325 SYP
- No difficulties reported
- Private bakeries unavailable

Main challenges to obtaining food

- No challenges
- Some foods unavailable
- Local production decreased
- Lack of access to markets
- Some foods expensive
- Lack of resources to buy food
- Lack of access to fuel
- Cooking fuel unavailable
- No information

Bread (public): 1 pack
 Rice: 1kg
 Lentils: 1kg
 Sugar: 1kg
 Cooking oil: 1 litre

Access to bread

- Most common source of bread

- Most common barriers to accessing bread
- Number of days, per month, where bread from private bakeries was unavailable

Kafr Batna 1/2, Rural Damascus Governorate

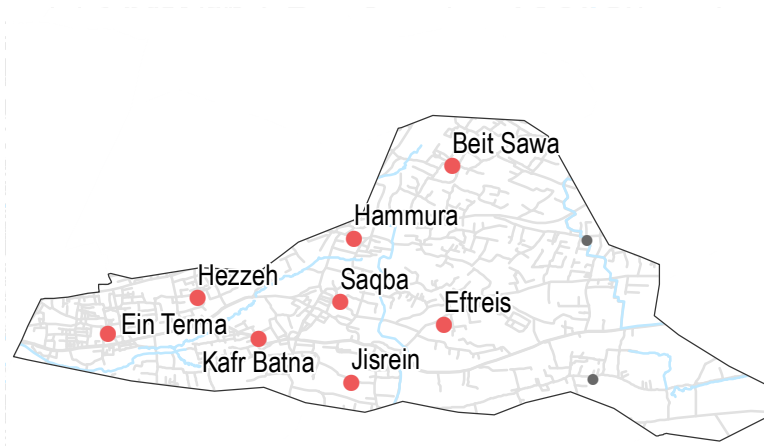
August 2017

Displacement

- % of pre-conflict population remaining
- % of population that are female
- % of female-headed households
- IDPs living in village
- New IDP arrivals
- Returnees

Community	% of pre-conflict population remaining	% of population that are female	% of female-headed households	IDPs living in village	New IDP arrivals	Returnees
Beit Sawa	1-25%	1-25%	1-25%	Yes	No	No
Eftreis	1-25%	1-25%	1-25%	Yes	No	No
Ein Terma	1-25%	1-25%	1-25%	Yes	No	No
Hammura	26-50%	26-50%	1-25%	Yes	No	No
Hezzeh	26-50%	1-25%	1-25%	Yes	No	No

• 8/8 communities assessed (3 communities are shown on the next factsheet): Beit Sawa, Eftreis, Ein Terma, Hammura, Hezzeh



Shelter

- Independent apartment or house
 - Shared apartment or house
 - Unfinished apartment or house
 - Tent
 - Private space not for shelter
 - Cave/natural shelter
 - Collective public space not for shelter
 - No IDPs
 - No information
- Min - Max: rent paid per room (where known)

Community	Most common shelter	NDPs	IDPs	Min - Max: rent paid per room (where known)
Beit Sawa	Independent apartment or house	1500 - 1800 SYP	1500 - 1800 SYP	
Hammura	Independent apartment or house	2000 - 3000 SYP	2000 - 3000 SYP	
Eftreis	Independent apartment or house	1500 - 1800 SYP	1500 - 1800 SYP	
Hezzeh	Independent apartment or house	1500 - 1800 SYP	1500 - 1800 SYP	
Ein Terma	No IDPs	750 - 2500 SYP	750 - 2500 SYP	

Livelihoods

- Most common source of income
- Most common strategies used to cope with lack of income / resources

Community	Most common source of income	Most common strategies used to cope with lack of income / resources
Beit Sawa	Daily employment Farm owning Business/trade	Skipping meals Reducing meal size
Eftreis	High risk/illegal work Farm owning Business/trade	Skipping meals Reducing meal size
Ein Terma	Stable employment Farm owning Business/trade	Borrowing from family/friends Selling household assets Skipping meals
Hammura	Stable employment Farm owning Business/trade	Borrowing from family/friends Skipping meals Reducing meal size
Hezzeh	Daily employment Farm owning Business/trade	Skipping meals Reducing meal size

NFIs

Community	Electricity source	Fuel Prices (SYP)*	NFI Prices (SYP)*
Beit Sawa	B NA C NA D 2200 SYP F 225000 SYP	B NA C NA D 2200 SYP F 225000 SYP	B NA C NA D 2200 SYP F 225000 SYP
Hammura	B NA C NA D 2200 SYP F 200000 SYP	B NA C NA D 2200 SYP F 225000 SYP	B NA C NA D 2200 SYP F 225000 SYP
Eftreis	B NA C NA D 2200 SYP F 225000 SYP	B NA C NA D 2200 SYP F 225000 SYP	B NA C NA D 2200 SYP F 225000 SYP
Hezzeh	B NA C NA D 2200 SYP F 225000 SYP	B NA C NA D 2200 SYP F 225000 SYP	B NA C NA D 2200 SYP F 225000 SYP
Ein Terma	B NA C NA D 2200 SYP F 200000 SYP	B NA C NA D 2200 SYP F 200000 SYP	B NA C NA D 2200 SYP F 200000 SYP

- Most common electricity source
- Main network
- Generator
- No source
- Solar alternative
- No information
- Fuel Prices (SYP)*
- B** Butane (cannister)
- C** Coal (1kg)
- D** Diesel (1 litre)
- F** Firewood (tonne)
- NFI Prices (SYP)*
- Cement (50kg)
- Floor mat (3*4m)
- Plastic tarpaulin (1m²)
- Tent (5 persons)
- NA: not available for purchase

- Most common strategies used to cope with a lack of fuel

Kafr Batna 1/2, Rural Damascus Governorate

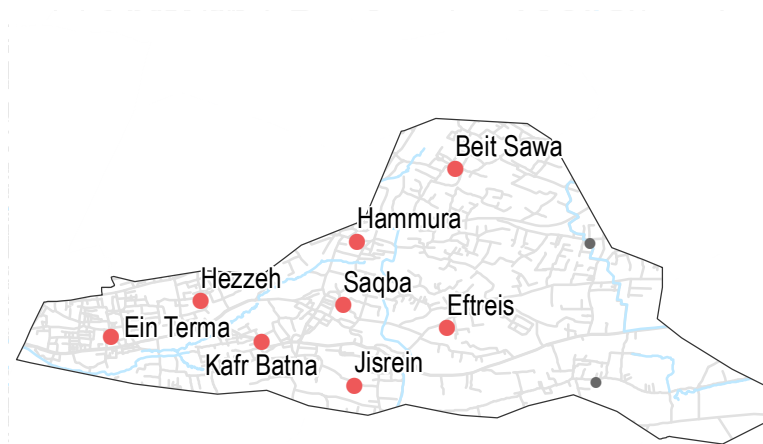
August 2017

WASH

- Most common water source**
- Status of water source**
- Water is safe to drink
 - Water tastes/smells bad
 - People sick after drinking
 - No information
- Sufficiency of available water to meet household needs**
- Sufficient
 - Insufficient
 - No information
- Most common method of garbage disposal**

- Beit Sawa**
- Closed well
 - Public free collection
- Eftreis**
- Closed well
 - Public free collection
- Ein Terma**
- Water trucking
 - Public free collection
- Hammura**
- Water trucking
 - Public free collection
- Hezzeh**
- Closed well
 - Public free collection

8/8 communities assessed (3 communities are shown on the next factsheet): Beit Sawa, Eftreis, Ein Terma, Hammura, Hezzeh



Education

- Status of primary schools in village**
- Functioning
 - Not functioning
 - Not available
 - No information
- Barriers to accessing education services**
- Beit Sawa: Most children accessed education
 - Eftreis: Most children accessed education

- Ein Terma**
- Unsafe route to services
- Hammura**
- Some facilities destroyed
 - Unsafe route to services
- Hezzeh**
- Unsafe route to services

Health

	Most common health problems	Most common barriers to accessing healthcare
Beit Sawa	Communicable diseases Injuries Acute respiratory infections	Old age Disability/Injuries/Illness
Eftreis	Communicable diseases Injuries Acute respiratory infections	No facilities in the area
Ein Terma	Chronic diseases Injuries Severe diseases affecting those aged less than 5	Security concerns around travel Old age Disability/Injuries/Illness
Hammura	Chronic diseases Injuries Severe diseases affecting those aged less than 5	Security concerns around travel Old age Disability/Injuries/Illness
Hezzeh	Communicable diseases Injuries Acute respiratory infections	Old age Disability/Injuries/Illness

Food Security

- Beit Sawa**
- Bread: no info
 - Rice: 1150 SYP
 - Lentils: 675 SYP
 - Sugar: 1000 SYP
 - Cooking oil: 1330 SYP
- Shops**
- Insufficient electricity/fuel
 - Yeast not always available
 - High price of electricity/fuel
 - Private bakeries unavailable
- Eftreis**
- Bread: no info
 - Rice: 1150 SYP
 - Lentils: 670 SYP
 - Sugar: 1000 SYP
 - Cooking oil: 1330 SYP
- Shops**
- High price of electricity/fuel
 - Insufficient electricity/fuel
 - Private bakeries unavailable
- Ein Terma**
- Bread: no info
 - Rice: 1200 SYP
 - Lentils: 700 SYP
 - Sugar: 1150 SYP
 - Cooking oil: 1350 SYP
- Shops**
- No difficulties reported
 - Private bakeries unavailable
- Hammura**
- Bread: no info
 - Rice: 1200 SYP
 - Lentils: 700 SYP
 - Sugar: 1150 SYP
 - Cooking oil: 1350 SYP
- Shops**
- No difficulties reported
 - 1 to 10
- Hezzeh**
- Bread: no info
 - Rice: 1150 SYP
 - Lentils: 675 SYP
 - Sugar: 1000 SYP
 - Cooking oil: 1330 SYP
- Shops**
- High price of electricity/fuel
 - Insufficient electricity/fuel
 - 11 to 20

- Main challenges to obtaining food**
- No challenges
 - Some foods unavailable
 - Local production decreased
 - Lack of access to markets
 - Some foods expensive
 - Lack of resources to buy food
 - Lack of access to fuel
 - Cooking fuel unavailable
 - No information
- Bread (public): 1 pack**
- Rice: 1kg**
- Lentils: 1kg**
- Sugar: 1kg**
- Cooking oil: 1 litre**
- Access to bread**
- Most common source of bread
 - Most common barriers to accessing bread
 - Number of days, per month, where bread from private bakeries was unavailable

Kafr Batna 2/2, Rural Damascus Governorate

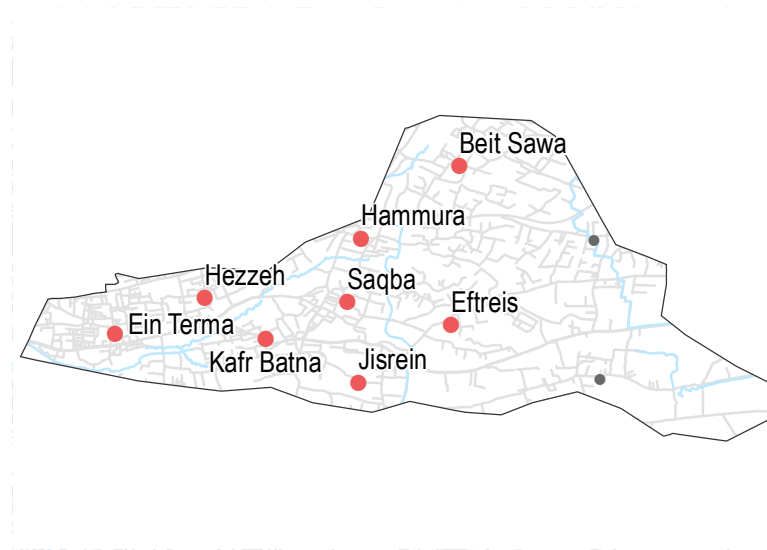
August 2017

Displacement

- % of pre-conflict population remaining
- % of population that are female
- % of female-headed households
- IDPs living in village
- New IDP arrivals
- Returnees

Jisrein	
51-75%	51-75%
Yes	No
No	No
Kafr Batna	
26-50%	26-50%
Yes	No
No	No
Saqba	
26-50%	26-50%
Yes	No
No	No

• 8/8 communities assessed (5 communities are shown on the previous factsheet): Jisrein, Kafr Batna, Saqba



Shelter

- Independent apartment or house
- Shared apartment or house
- Unfinished apartment or house
- Tent
- Private space not for shelter
- Cave/natural shelter
- Collective public space not for shelter
- No IDPs
- No information
- Min - Max: rent paid per room (where known)

Jisrein	
NDPs	IDPs
750 - 1500 SYP	
Kafr Batna	
NDPs	IDPs
1500 - 1800 SYP	
Saqba	
NDPs	IDPs
1500 - 3500 SYP	

Livelihoods

	Most common source of income	Most common strategies used to cope with lack of income / resources
Jisrein	Stable employment Farm owning Business/trade	Borrowing from family/friends Skipping meals Reducing meal size
Kafr Batna	Daily employment Farm owning Business/trade	Borrowing from family/friends Skipping meals Reducing meal size
Saqba	Stable employment Farm owning Business/trade	Borrowing from family/friends Selling household assets Skipping meals

NFIs

Jisrein	
B NA	NA
C NA	NA
D 2200 SYP	1200 SYP
F 200000 SYP	NA
Kafr Batna	
B NA	NA
C NA	NA
D 2200 SYP	NA
F 225000 SYP	NA
Saqba	
B NA	NA
C NA	NA
D 2200 SYP	1200 SYP
F 200000 SYP	NA

- Most common electricity source
- Main network
 - Generator
 - No source
 - Solar alternative
 - No information
- Fuel Prices (SYP)*
- B** Butane (cannister)
 - C** Coal (1kg)
 - D** Diesel (1 litre)
 - F** Firewood (tonne)
- NFI Prices (SYP)*
- Cement (50kg)
 - Floor mat (3*4m)
 - Plastic tarpaulin (1m²)
 - Tent (5 persons)
- NA: not available for purchase

- Most common strategies used to cope with a lack of fuel

- Jisrein**
Burning productive assets
Burning plastics
Burning waste
- Kafr Batna**
Cutting trees
Burning furniture not in use
Burning productive assets
- Saqba**
Burning productive assets
Burning plastics
Burning waste

Kafr Batna 2/2, Rural Damascus Governorate

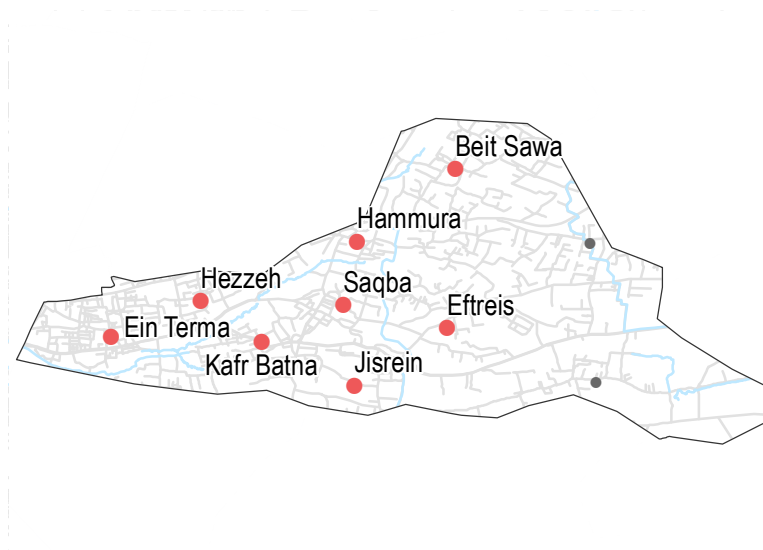
August 2017

WASH

- Most common water source**
- Water is safe to drink
 - Water tastes/smells bad
 - People sick after drinking
 - No information
- Sufficiency of available water to meet household needs**
- Sufficient
 - Insufficient
 - No information
- Most common method of garbage disposal**
- Public free collection

- Jisrein**
- Water trucking
 - Public free collection
- Kafr Batna**
- Closed well
 - Public free collection
- Saqba**
- Water trucking
 - Public free collection

8/8 communities assessed (5 communities are shown on the previous factsheet): Jisrein, Kafr Batna, Saqba



Education

- Status of primary schools in village**
- Functioning
 - Not functioning
 - Not available
 - No information
- Barriers to accessing education services**
- Unsafe route to services

- Saqba**
- Unsafe route to services

- Jisrein**
- Unsafe route to services

- Kafr Batna**
- Most children accessed education

Health

	Most common health problems	Most common barriers to accessing healthcare
Jisrein	Chronic diseases Injuries Severe diseases affecting those aged less than 5	Security concerns around travel Disability/Injuries/Illness Security concerns around entering facilities
Kafr Batna	Communicable diseases Injuries Acute respiratory infections	Old age Disability/Injuries/Illness
Saqba	Chronic diseases Injuries Severe diseases affecting those aged less than 5	Security concerns around travel Old age Disability/Injuries/Illness

Food Security

Jisrein

- Bread: no info
- Rice: 1200 SYP
- Lentils: 700 SYP
- Sugar: 1150 SYP
- Cooking oil: 1350 SYP
- Shops
- No difficulties reported
- 1 to 10

Kafr Batna

- Bread: no info
- Rice: 1150 SYP
- Lentils: 675 SYP
- Sugar: 1000 SYP
- Cooking oil: 1330 SYP
- Shops
- No difficulties reported
- 21 or more

Saqba

- Bread: no info
- Rice: 1200 SYP
- Lentils: 700 SYP
- Sugar: 1150 SYP
- Cooking oil: 1350 SYP
- Shops
- No difficulties reported
- 1 to 10

Main challenges to obtaining food

- No challenges
- Some foods unavailable
- Local production decreased
- Lack of access to markets
- Some foods expensive
- Lack of resources to buy food
- Lack of access to fuel
- Cooking fuel unavailable
- No information

- Bread (public): 1 pack
- Rice: 1kg
- Lentils: 1kg
- Sugar: 1kg
- Cooking oil: 1 litre

Access to bread

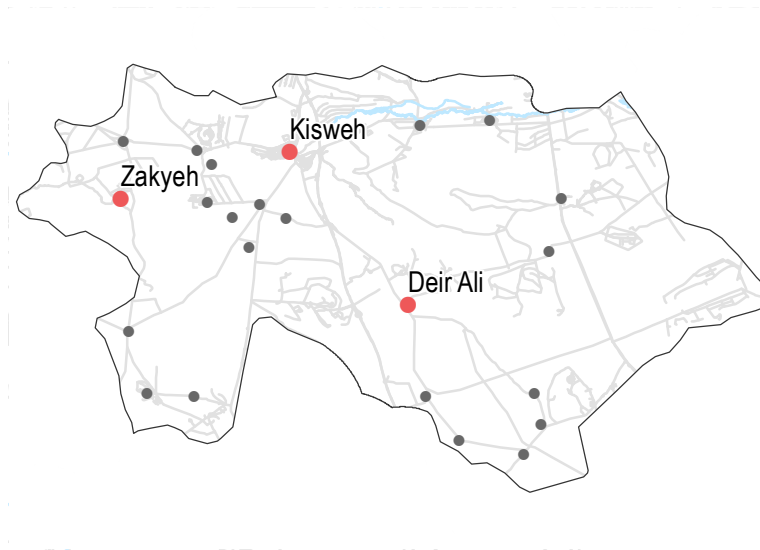
- Most common source of bread
- Most common barriers to accessing bread
- Number of days, per month, where bread from private bakeries was unavailable

Displacement

- % of pre-conflict population remaining
- % of population that are female
- % of female-headed households
- IDPs living in village
- New IDP arrivals
- Returnees

Deir Ali		Kisweh		Zakyeh	
76-100%	51-75%	76-100%	26-50%	76-100%	51-75%
Yes	No	Yes	No	Yes	No
No	No	No	No	No	No

• 3/23 communities assessed : Deir Ali, Kisweh, Zakyeh



Shelter

- Independent apartment or house
- Shared apartment or house
- Unfinished apartment or house
- Tent
- Private space not for shelter
- Cave/natural shelter
- Collective public space not for shelter
- No IDPs
- No information
- Min - Max: rent paid per room (where known)

Deir Ali		Kisweh		Zakyeh	
NDPs	IDPs	NDPs	IDPs	NDPs	IDPs
1350 - 1700 SYP		5600 - 7000 SYP		2500 - 5000 SYP	

Livelihoods

Most common source of income

Most common strategies used to cope with lack of income / resources

Community	Most common source of income	Most common strategies used to cope with lack of income / resources
Deir Ali	Stable employment Farm owning Business/trade	Borrowing from family/friends Selling household assets
Kisweh	Stable employment Daily employment Farm owning	Borrowing from family/friends Skipping meals Reducing meal size
Zakyeh	Stable employment Daily employment Sale of humanitarian aid	Borrowing from family/friends

NFIs

Deir Ali

B 3000 SYP	2500 SYP
C NA	10000 SYP
D 225 SYP	NA
F NA	NA

Kisweh

B 2850 SYP	2300 SYP
C 450 SYP	5600 SYP
D 325 SYP	1750 SYP
F NA	NA

Zakyeh

B 3000 SYP	2800 SYP
C 450 SYP	2500 SYP
D 325 SYP	4000 SYP
F NA	NA

Deir Ali

No lack of fuel

Kisweh

No lack of fuel

Zakyeh

No lack of fuel

Most common electricity source

- Main network
- Generator
- No source
- Solar alternative
- No information

Fuel Prices (SYP)*

- B** Butane (cannister)
- C** Coal (1kg)
- D** Diesel (1 litre)
- F** Firewood (tonne)

NFI Prices (SYP)*

- Cement (50kg)
- Floor mat (3*4m)
- Plastic tarpaulin (1m²)
- Tent (5 persons)

NA: not available for purchase

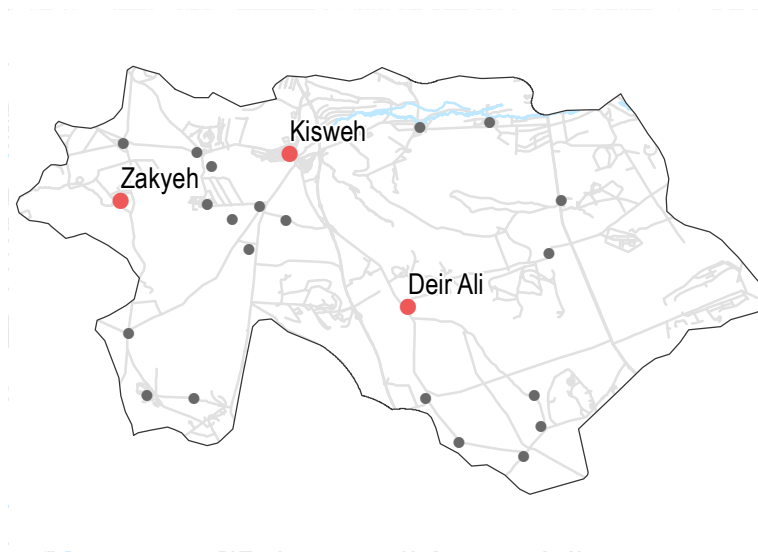
Most common strategies used to cope with a lack of fuel

WASH

- Most common water source
- Status of water source
- Water is safe to drink
 - Water tastes/smells bad
 - People sick after drinking
 - No information
- Sufficiency of available water to meet household needs
- Sufficient
 - Insufficient
 - No information
- Most common method of garbage disposal

- Deir Ali**
- Network
 - Disposed at designated site
- Kisweh**
- No consensus
 - Public free collection
- Zakyeh**
- Closed well
 - Public free collection

• 3/23 communities assessed : Deir Ali, Kisweh, Zakyeh



Education

- Status of primary schools in village
- Functioning
 - Not functioning
 - Not available
 - No information
- Barriers to accessing education services
- Deir Ali**
 Most children accessed education
- Kisweh**
 Most children accessed education

Health

	Most common health problems	Most common barriers to accessing healthcare
Deir Ali	Diarrhoea Skin diseases Chronic diseases	No difficulties reported
Kisweh	Diarrhoea Chronic diseases Pregnancy related diseases	Security concerns around travel Security concerns around entering facilities Services are too expensive
Zakyeh	Chronic diseases Maternal health issues Severe diseases affecting those aged less than 5	Security concerns around travel Security concerns around entering facilities Services are too expensive

Food Security

- Deir Ali**
- Bread: 50 SYP
 - Rice: 500 SYP
 - Lentils: 500 SYP
 - Sugar: 375 SYP
 - Cooking oil: 1750 SYP
- Public bakeries
 - No difficulties reported
 - Private bakeries unavailable
- Kisweh**
- Bread: 65 SYP
 - Rice: 520 SYP
 - Lentils: 490 SYP
 - Sugar: 375 SYP
 - Cooking oil: 670 SYP
- Public bakeries
 - No difficulties reported
 - 0
- Zakyeh**
- Bread: no info
 - Rice: 550 SYP
 - Lentils: 375 SYP
 - Sugar: 375 SYP
 - Cooking oil: 600 SYP
- Private bakeries
 - No difficulties reported
 - 0
- Main challenges to obtaining food
- No challenges
 - Some foods unavailable
 - Local production decreased
 - Lack of access to markets
 - Some foods expensive
 - Lack of resources to buy food
 - Lack of access to fuel
 - Cooking fuel unavailable
 - No information
- Bread (public): 1 pack
 Rice: 1kg
 Lentils: 1kg
 Sugar: 1kg
 Cooking oil: 1 litre
- Access to bread
- Most common source of bread
 - Most common barriers to accessing bread
 - Number of days, per month, where bread from private bakeries was unavailable

Madaya, Rural Damascus Governorate

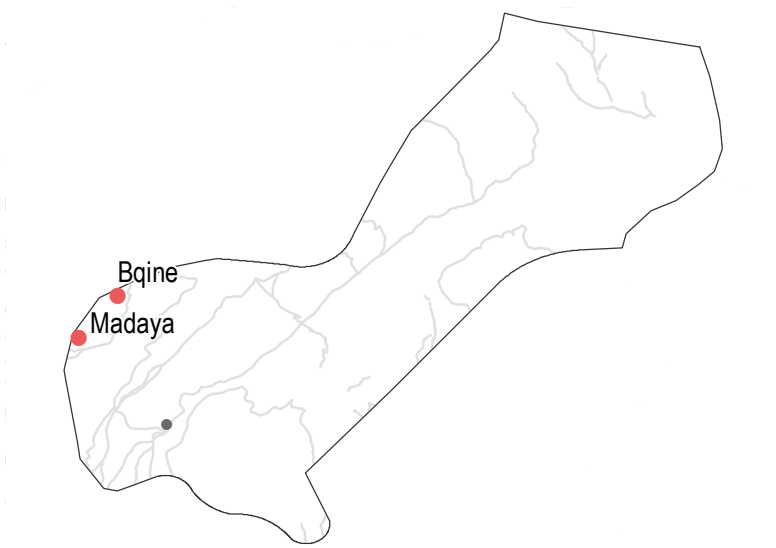
August 2017

Displacement

- % of pre-conflict population remaining
- % of population that are female
- % of female-headed households
- IDPs living in village
- New IDP arrivals
- Returnees

Bqine		
26-50%	26-50%	1-25%
Yes	No	No
Madaya		
51-75%	26-50%	1-25%
Yes	No	No

• 2/3 communities assessed : Bqine, Madaya



NFIs

Bqine
B 3000 SYP NA
C 450 SYP NA
D 375 SYP NA
F NA NA
Madaya
B 3000 SYP NA
C 450 SYP NA
D 400 SYP NA
F NA NA

- Most common electricity source
- Main network
 - Generator
 - No source
 - Solar alternative
 - No information
- Fuel Prices (SYP)*
- B** Butane (cannister)
 - C** Coal (1kg)
 - D** Diesel (1 litre)
 - F** Firewood (tonne)
- NFI Prices (SYP)*
- Cement (50kg)
 - Floor mat (3*4m)
 - Plastic tarpaulin (1m²)
 - Tent (5 persons)
- NA: not available for purchase

Shelter

- Most common shelter
- Independent apartment or house
 - Shared apartment or house
 - Unfinished apartment or house
 - Tent
 - Private space not for shelter
 - Cave/natural shelter
 - Collective public space not for shelter
 - No IDPs
 - No information
- Min - Max: rent paid per room (where known)

Bqine	
NDPs	IDPs
2500 - 5000 SYP	
Madaya	
NDPs	IDPs
2500 - 5000 SYP	

Livelihoods

	Most common source of income	Most common strategies used to cope with lack of income / resources
Bqine	Stable employment Daily employment Business/trade	Borrowing from family/friends
Madaya	Stable employment High risk/illegal work	Borrowing from family/friends

- Bqine**
Burning plastics
- Madaya**
No lack of fuel

Most common strategies used to cope with a lack of fuel

Madaya, Rural Damascus Governorate

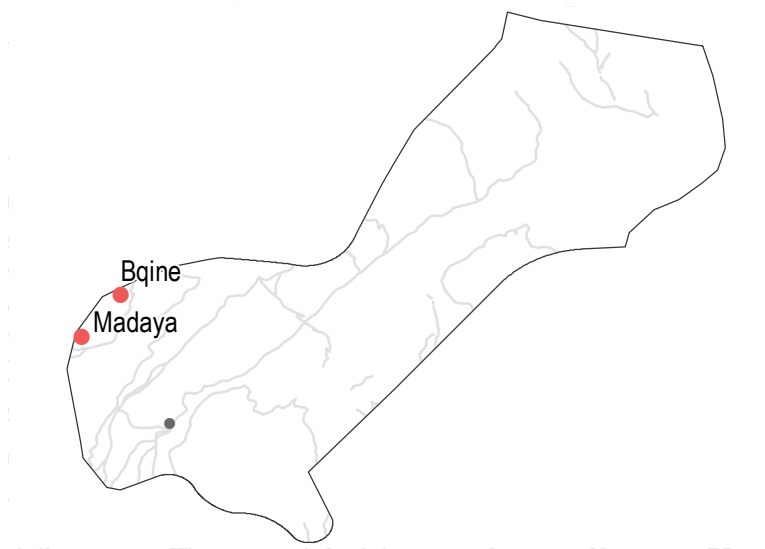
August 2017

WASH

- Most common water source
- Status of water source
 - Water is safe to drink
 - Water tastes/smells bad
 - People sick after drinking
 - No information
- Sufficiency of available water to meet household needs
 - Sufficient
 - Insufficient
 - No information
- Most common method of garbage disposal

- Bqine**
- Network
 - Public free collection
- Madaya**
- Network
 - Public free collection

• 2/3 communities assessed : Bqine, Madaya



Food Security

Bqine

- Bread: no info
- Rice: 550 SYP
- Lentils: 300 SYP
- Sugar: 375 SYP
- Cooking oil: 700 SYP
- Shops
- No difficulties reported
- 21 or more

Madaya

- Bread: no info
- Rice: 500 SYP
- Lentils: 350 SYP
- Sugar: 450 SYP
- Cooking oil: 800 SYP
- Shops
- No difficulties reported
- 21 or more

Main challenges to obtaining food

- No challenges
- Some foods unavailable
- Local production decreased
- Lack of access to markets
- Some foods expensive
- Lack of resources to buy food
- Lack of access to fuel
- Cooking fuel unavailable
- No information
- Bread (public): 1 pack
- Rice: 1kg
- Lentils: 1kg
- Sugar: 1kg
- Cooking oil: 1 litre

Access to bread

- Most common source of bread
- Most common barriers to accessing bread
- Number of days, per month, where bread from private bakeries was unavailable

Education

- Status of primary schools in village
 - Functioning
 - Not functioning
 - Not available
 - No information
- Barriers to accessing education services

Bqine
Most children accessed education

Madaya
Most children accessed education

Health

	Most common health problems	Most common barriers to accessing healthcare
Bqine	Chronic diseases Injuries Severe diseases affecting those aged less than 5	Security concerns around travel Security concerns around entering facilities Services are too expensive
Madaya	Chronic diseases Injuries Severe diseases affecting those aged less than 5	Security concerns around travel Security concerns around entering facilities Services are too expensive

Markaz Darayya, Rural Damascus Governorate

August 2017

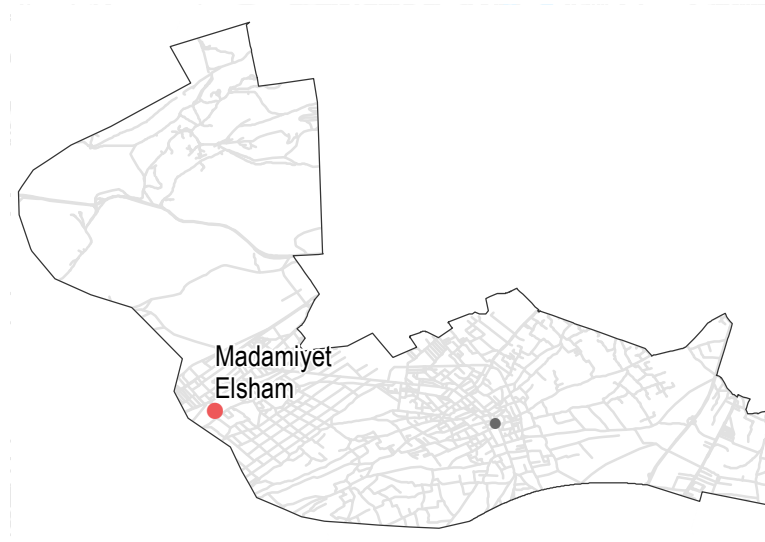
Displacement

- % of pre-conflict population remaining
- % of population that are female
- % of female-headed households
- IDPs living in village
- New IDP arrivals
- Returnees

Madamiyet Elsham

- 1-25% 26-50% 1-25%
- Yes No No

• 1/2 community assessed : Madamiyet Elsham



NFIs

Madamiyet Elsham

- B** 3000 SYP NA
- C** 450 SYP NA
- D** 350 SYP NA
- F** NA NA

Most common electricity source

- Main network
- Generator
- No source
- Solar alternative
- No information

Fuel Prices (SYP)*

- B** Butane (cannister)
- C** Coal (1kg)
- D** Diesel (1 litre)
- F** Firewood (tonne)

NFI Prices (SYP)*

- Cement (50kg)
- Floor mat (3*4m)
- Plastic tarpaulin (1m²)
- Tent (5 persons)

NA: not available for purchase

Shelter

- Independent apartment or house
 - Shared apartment or house
 - Unfinished apartment or house
 - Tent
 - Private space not for shelter
 - Cave/natural shelter
 - Collective public space not for shelter
 - No IDPs
 - No information
- Min - Max: rent paid per room (where known)

Madamiyet Elsham

- NDPs IDPs
- 2500 - 5000 SYP

Livelihoods

Most common source of income

Madamiyet Elsham

- Stable employment
- Daily employment
- Support from family/friends

Most common strategies used to cope with lack of income / resources

- Children sent to work/beg

Madamiyet Elsham

- Burning plastics

Most common strategies used to cope with a lack of fuel

Markaz Darayya, Rural Damascus Governorate

August 2017

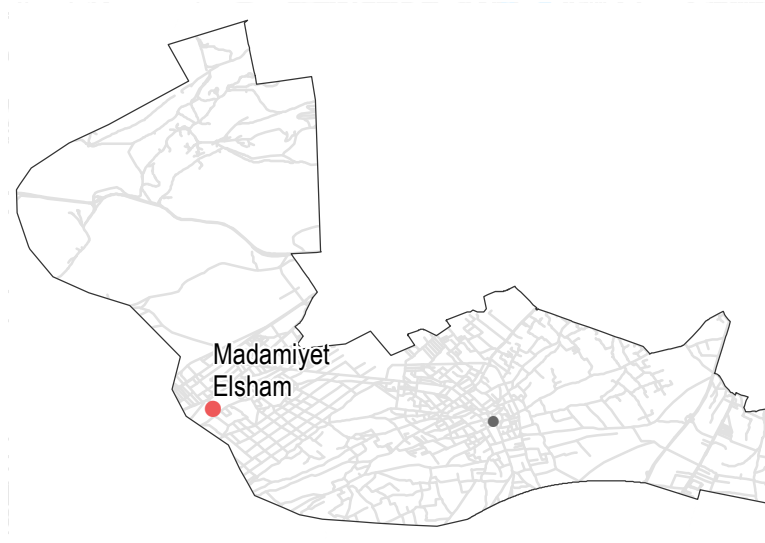
WASH

- Most common water source
- Status of water source
 - Water is safe to drink
 - Water tastes/smells bad
 - People sick after drinking
 - No information
- Sufficiency of available water to meet household needs
 - Sufficient
 - Insufficient
 - No information
- Most common method of garbage disposal

Madamiyet Elsham

- Network
- Public free collection

• 1/2 community assessed : Madamiyet Elsham



Food Security

Madamiyet Elsham

- Bread: no info
- Rice: 500 SYP
- Lentils: 375 SYP
- Sugar: 375 SYP
- Cooking oil: 700 SYP
- Private bakeries
- No difficulties reported

Main challenges to obtaining food

- No challenges
- Some foods unavailable
- Local production decreased
- Lack of access to markets
- Some foods expensive
- Lack of resources to buy food
- Lack of access to fuel
- Cooking fuel unavailable
- No information
- Bread (public): 1 pack
- Rice: 1kg
- Lentils: 1kg
- Sugar: 1kg
- Cooking oil: 1 litre

Education

- Status of primary schools in village
 - Functioning
 - Not functioning
 - Not available
 - No information
- Barriers to accessing education services

Madamiyet Elsham
Most children accessed education

Health

- Most common health problems
 - Chronic diseases
 - Injuries
 - Severe diseases affecting those aged less than 5
- Most common barriers to accessing healthcare
 - Security concerns around travel
 - Security concerns around entering facilities
 - Services are too expensive

Madamiyet Elsham

Nashabiyeh, Rural Damascus Governorate

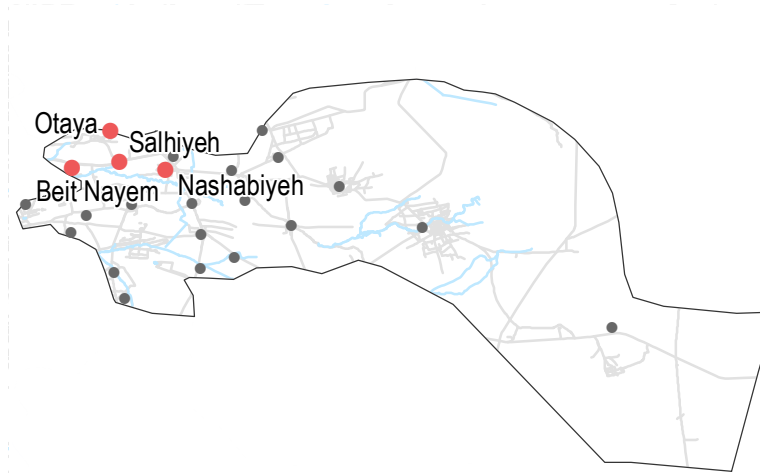
August 2017

Displacement

- % of pre-conflict population remaining
- % of population that are female
- % of female-headed households
- IDPs living in village
- New IDP arrivals
- Returnees

Beit Nayem		
1-25%	1-25%	None
Yes	No info	No
Nashabiyeh		
1-25%	1-25%	None
Yes	No	No
Otaya		
51-75%	26-50%	1-25%
Yes	No	No
Salhiyeh		
1-25%	1-25%	None
Yes	No info	No

•4/21 communities assessed : Beit Nayem, Nashabiyeh, Otaya, Salhiyeh



Shelter

- Independent apartment or house
- Shared apartment or house
- Unfinished apartment or house
- Tent
- Private space not for shelter
- Cave/natural shelter
- Collective public space not for shelter
- No IDPs
- No information
- Min - Max: rent paid per room (where known)

Beit Nayem		Salhiyeh	
NDPs	IDPs	NDPs	IDPs
No info		No info	
Nashabiyeh			
NDPs	IDPs		
No info			
Otaya			
NDPs	IDPs		
No info			

Livelihoods

Most common source of income

Most common strategies used to cope with lack of income / resources

Community	Most common source of income	Most common strategies used to cope with lack of income / resources
Beit Nayem	Daily employment Farm owning Business/trade	Skipping meals Reducing meal size
Nashabiyeh	Daily employment Farm owning Business/trade	Skipping meals Reducing meal size
Otaya	Daily employment Farm owning Business/trade	Reducing meal size
Salhiyeh	Daily employment Farm owning Business/trade	Skipping meals Reducing meal size

NFIs

Beit Nayem

B NA	NA
C NA	NA
D 2200 SYP	NA
F 225000 SYP	NA

Nashabiyeh

B NA	NA
C NA	NA
D 2200 SYP	NA
F 225000 SYP	NA

Otaya

B NA	NA
C NA	NA
D 2300 SYP	NA
F 125000 SYP	NA

Salhiyeh

B NA	NA
C NA	NA
D 2200 SYP	NA
F 225000 SYP	NA

- Most common electricity source
- Main network
 - Generator
 - No source
 - Solar alternative
 - No information

- Fuel Prices (SYP)*
- B** Butane (cannister)
 - C** Coal (1kg)
 - D** Diesel (1 litre)
 - F** Firewood (tonne)

- NFI Prices (SYP)*
- Cement (50kg)
 - Floor mat (3*4m)
 - Plastic tarpaulin (1m²)
 - Tent (5 persons)
- NA: not available for purchase

Beit Nayem

- Cutting trees
- Burning furniture not in use
- Burning productive assets

Nashabiyeh

- Cutting trees
- Burning furniture not in use
- Burning productive assets

Otaya

- Burning productive assets

Salhiyeh

- Cutting trees
- Burning furniture not in use
- Burning productive assets

- Most common strategies used to cope with a lack of fuel

Nashabiyeh, Rural Damascus Governorate

August 2017

WASH

Most common water source

Status of water source

- Water is safe to drink
- Water tastes/smells bad
- People sick after drinking
- No information

Sufficiency of available water to meet household needs

- Sufficient
- Insufficient
- No information

Most common method of garbage disposal

Beit Nayem

- Closed well
- Buried / burned

Nashabiyeh

- Closed well
- Buried / burned

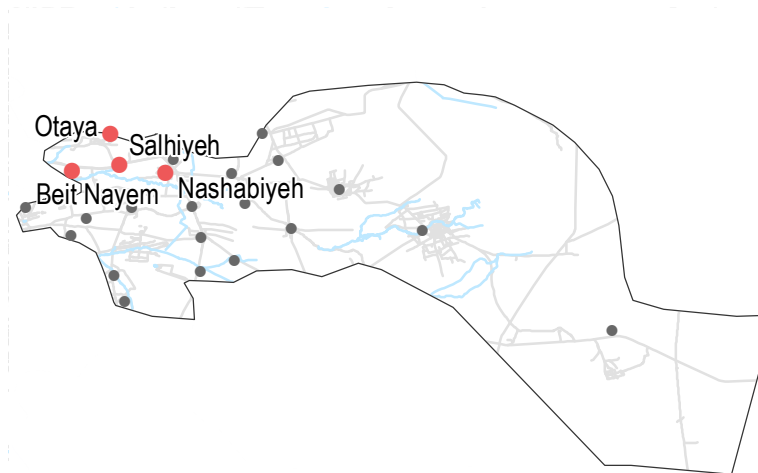
Otaya

- Open well
- Disposed at designated site

Salhiyeh

- Closed well
- Buried / burned

•4/21 communities assessed : Beit Nayem, Nashabiyeh, Otaya, Salhiyeh



Education

Status of primary schools in village

- Functioning
- Not functioning
- Not available
- No information

Barriers to accessing education services

Otaya

Most children accessed education

Salhiyeh

Some facilities destroyed

Beit Nayem

Some facilities destroyed

Nashabiyeh

Unsafe route to services

Health

Most common health problems

Most common barriers to accessing healthcare

Community	Most common health problems	Most common barriers to accessing healthcare
Beit Nayem	Communicable diseases Injuries Acute respiratory infections	Old age Disability/Injuries/Illness
Nashabiyeh	Communicable diseases Injuries Acute respiratory infections	Old age Disability/Injuries/Illness
Otaya	Pregnancy related diseases Severe diseases affecting those aged less than 5	High cost of transportation Lack of transportation
Salhiyeh	Diarrhoea Injuries Acute respiratory infections	No facilities in the area

Food Security

Beit Nayem

- Bread: no info
- Rice: 1150 SYP
- Lentils: 675 SYP
- Sugar: 1000 SYP
- Cooking oil: 1330 SYP

Nashabiyeh

- Bread: no info
- Rice: 1150 SYP
- Lentils: 680 SYP
- Sugar: 1000 SYP
- Cooking oil: 1350 SYP

Otaya

- Bread: no info
- Rice: 1250 SYP
- Lentils: 800 SYP
- Sugar: 1200 SYP
- Cooking oil: 1200 SYP

Salhiyeh

- Bread: no info
- Rice: 1150 SYP
- Lentils: 675 SYP
- Sugar: 1000 SYP
- Cooking oil: 1350 SYP

Main challenges to obtaining food

- No challenges
- Some foods unavailable
- Local production decreased
- Lack of access to markets
- Some foods expensive
- Lack of resources to buy food
- Lack of access to fuel
- Cooking fuel unavailable
- No information

Access to bread

- Most common source of bread
- Most common barriers to accessing bread
- Number of days, per month, where bread from private bakeries was unavailable

Qatana 1/2, Rural Damascus Governorate

August 2017

Displacement

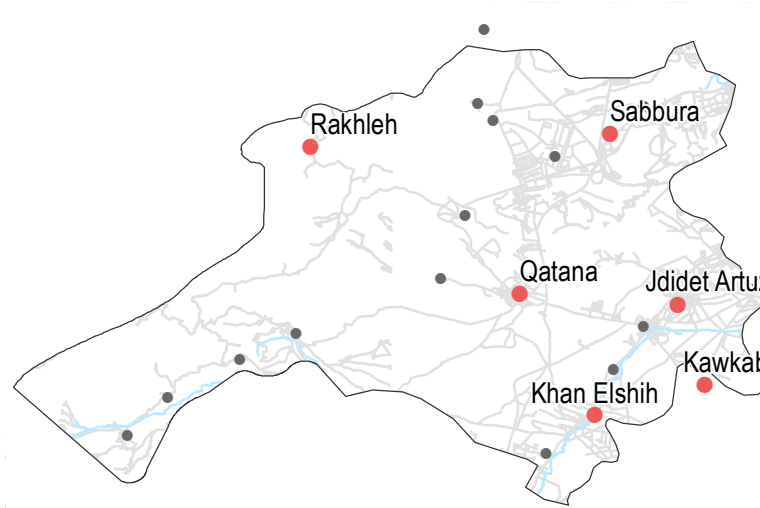
- % of pre-conflict population remaining
- % of population that are female
- % of female-headed households
- IDPs living in village
- New IDP arrivals
- Returnees

Jdidet Artuz		
76-100%	51-75%	1-25%
Yes	No	No

Kawkab		
76-100%	51-75%	1-25%
Yes	No	No

Khan Elshih		
26-50%	51-75%	1-25%
Yes	No	No

• 6/20 communities assessed (3 communities are shown on the next factsheet): Jdidet Artuz, Kawkab, Khan Elshih



NFIs

Lightbulb Jdidet Artuz

B 3000 SYP	2500 SYP
C NA	10000 SYP
D 225 SYP	NA
F NA	NA

Lightbulb Kawkab

B 3000 SYP	2500 SYP
C NA	10000 SYP
D 225 SYP	NA
F NA	NA

Lightbulb Khan Elshih

B 3000 SYP	NA
C 450 SYP	NA
D 400 SYP	NA
F NA	NA

Most common electricity source

- Main network
- Generator
- No source
- Solar alternative
- No information

Fuel Prices (SYP)*

- B** Butane (cannister)
- C** Coal (1kg)
- D** Diesel (1 litre)
- F** Firewood (tonne)

NFI Prices (SYP)*

- Cement (50kg)
- Floor mat (3*4m)
- Plastic tarpaulin (1m²)
- Tent (5 persons)

NA: not available for purchase

Shelter

- Independent apartment or house
 - Shared apartment or house
 - Unfinished apartment or house
 - Tent
 - Private space not for shelter
 - Cave/natural shelter
 - Collective public space not for shelter
 - No IDPs
 - No information
- Min - Max: rent paid per room (where known)

Jdidet Artuz	
NDPs	IDPs
1300 - 1800 SYP	

Kawkab	
NDPs	IDPs
1300 - 1600 SYP	

Khan Elshih	
NDPs	IDPs
2500 - 5000 SYP	

Livelihoods

Most common source of income

Most common strategies used to cope with lack of income / resources

Jdidet Artuz

Farm owning
Business/trade

Borrowing from family/friends
Selling household assets

Kawkab

Stable employment
Farm owning
Business/trade

Borrowing from family/friends
Selling household assets

Khan Elshih

Stable employment
Daily employment
Allowances

Borrowing from family/friends

Flame Jdidet Artuz

No lack of fuel

Flame Kawkab

No lack of fuel

Flame Khan Elshih

Burning plastics

Most common strategies used to cope with a lack of fuel

Qatana 1/2, Rural Damascus Governorate

August 2017

WASH

- Most common water source**
- Water is safe to drink
 - Water tastes/smells bad
 - People sick after drinking
 - No information
- Sufficiency of available water to meet household needs**
- Sufficient
 - Insufficient
 - No information
- Most common method of garbage disposal**
- Disposed at designated site

Jdidet Artuz

- Network
- Disposed at designated site

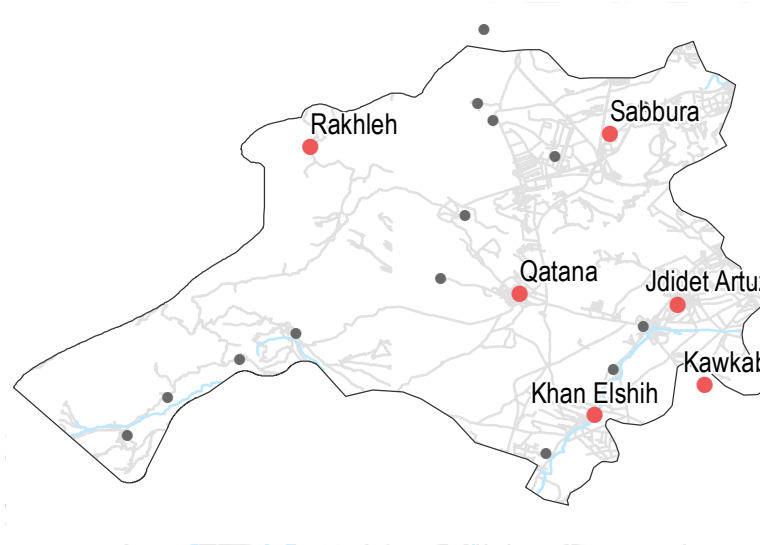
Kawkab

- Network
- Disposed at designated site

Khan Elshih

- Closed well
- Public free collection

6/20 communities assessed (3 communities are shown on the next factsheet): Jdidet Artuz, Kawkab, Khan Elshih



Education

- Status of primary schools in village**
- Functioning
 - Not functioning
 - Not available
 - No information
- Barriers to accessing education services**
- No difficulties reported

Khan Elshih

Most children accessed education

Jdidet Artuz

Most children accessed education

Kawkab

Most children accessed education

Health

Most common health problems

Diarrhoea
Communicable diseases

Most common barriers to accessing healthcare

No difficulties reported

Jdidet Artuz

Kawkab

Khan Elshih

Diarrhoea
Communicable diseases
Chronic diseases

Pregnancy related diseases
Maternal health issues
Severe diseases affecting those aged less than 5

No difficulties reported

Security concerns around travel
Security concerns around entering facilities
Services are too expensive

Food Security

Jdidet Artuz

- Public bakeries
- No difficulties reported
- Private bakeries unavailable

Kawkab

- Public bakeries
- No difficulties reported
- Private bakeries unavailable

Khan Elshih

- Shops
- No difficulties reported
- 21 or more

Main challenges to obtaining food

- No challenges
- Some foods unavailable
- Local production decreased
- Lack of access to markets
- Some foods expensive
- Lack of resources to buy food
- Lack of access to fuel
- Cooking fuel unavailable
- No information

Bread (public): 1 pack
Rice: 1kg
Lentils: 1kg
Sugar: 1kg
Cooking oil: 1 litre

Access to bread

- Most common source of bread
- Most common barriers to accessing bread
- Number of days, per month, where bread from private bakeries was unavailable

Qatana 2/2, Rural Damascus Governorate

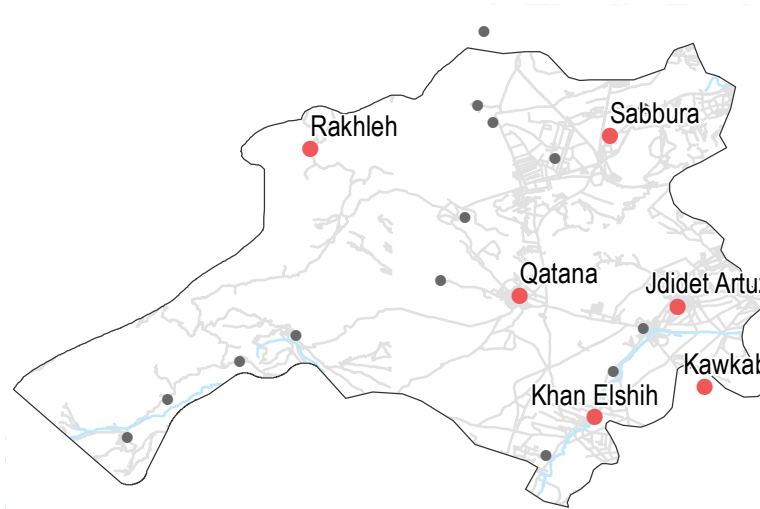
August 2017

Displacement

- % of pre-conflict population remaining
- % of population that are female
- % of female-headed households
- IDPs living in village
- New IDP arrivals
- Returnees

Qatana		
76-100%	51-75%	1-25%
Yes	No	No
Rakhleh		
51-75%	51-75%	1-25%
Yes	No info	No
Sabbura		
76-100%	51-75%	26-50%
Yes	No	No

• 6/20 communities assessed (3 communities are shown on the previous factsheet): Qatana, Rakhleh, Sabbura



NFIs

Qatana

B 3000 SYP	2500 SYP
C NA	10000 SYP
D 215 SYP	3250 SYP
F NA	NA

Rakhleh

B 3000 SYP	1000 SYP
C 350 SYP	450 SYP
D 250 SYP	1500 SYP
F 55000 SYP	75000 SYP

Sabbura

B 3000 SYP	1000 SYP
C 350 SYP	450 SYP
D 250 SYP	1500 SYP
F 50000 SYP	75000 SYP

Most common electricity source

- Main network
- Generator
- No source
- Solar alternative
- No information

Fuel Prices (SYP)*

- B** Butane (cannister)
- C** Coal (1kg)
- D** Diesel (1 litre)
- F** Firewood (tonne)

NFI Prices (SYP)*

- Cement (50kg)
- Floor mat (3*4m)
- Plastic tarpaulin (1m²)
- Tent (5 persons)

NA: not available for purchase

Shelter

- Independent apartment or house
 - Shared apartment or house
 - Unfinished apartment or house
 - Tent
 - Private space not for shelter
 - Cave/natural shelter
 - Collective public space not for shelter
 - No IDPs
 - No information
- Min - Max: rent paid per room (where known)

Qatana	
NDPs	IDPs
1400 - 1800 SYP	
Rakhleh	
NDPs	IDPs
No info	
Sabbura	
NDPs	IDPs
30000 - 35000 SYP	

Livelihoods

Most common source of income

Most common strategies used to cope with lack of income / resources

Community	Most common source of income	Most common strategies used to cope with lack of income / resources
Qatana	Stable employment Farm owning Business/trade	Borrowing from family/friends High risk/illegal work Selling household assets
Rakhleh	Stable employment Daily employment Savings	Taking loans/buying on credit Borrowing from family/friends Skipping meals
Sabbura	Stable employment Daily employment Business/trade	Children sent to work/beg Borrowing from family/friends Skipping meals

Qatana

No lack of fuel

Rakhleh

No lack of fuel

Sabbura

No lack of fuel

Most common strategies used to cope with a lack of fuel

Qatana 2/2, Rural Damascus Governorate

August 2017

WASH

- Most common water source**
- Water is safe to drink
 - Water tastes/smells bad
 - People sick after drinking
 - No information
- Sufficiency of available water to meet household needs**
- Sufficient
 - Insufficient
 - No information
- Most common method of garbage disposal**
- Disposed at designated site
 - Public free collection
 - No information

Qatana

- Network
- Disposed at designated site

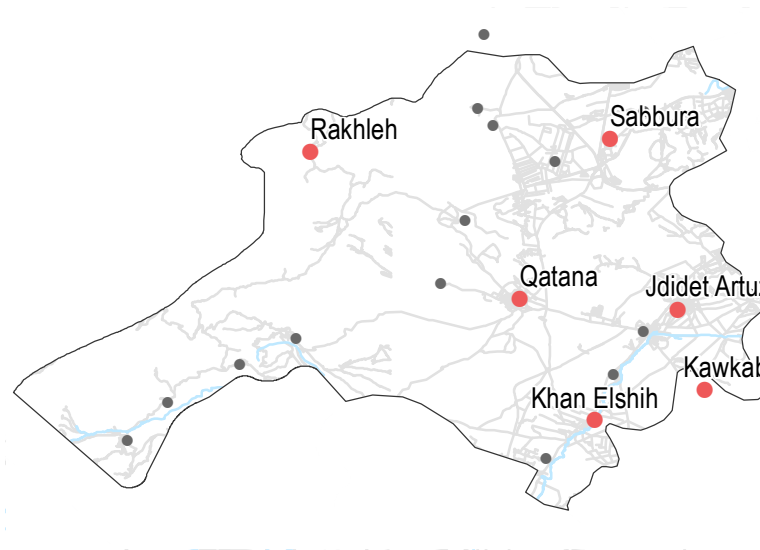
Rakhleh

- Network
- Public free collection

Sabbura

- Network
- Public free collection

6/20 communities assessed (3 communities are shown on the previous factsheet): Qatana, Rakhleh, Sabbura



Education

- Status of primary schools in village**
- Functioning
 - Not functioning
 - Not available
 - No information
- Barriers to accessing education services**
- No information
- Qatana**
Most children accessed education

Sabbura

Most children accessed education

Rakhleh

Most children accessed education

Health



Most common health problems



Most common barriers to accessing healthcare

Qatana

Diarrhoea
Communicable diseases
Chronic diseases

No difficulties reported

Rakhleh

Disabilities
Acute respiratory infections
Symptoms of psychological trauma

High cost of transportation
Old age
Disability/Injuries/Illness

Sabbura

Disabilities
Acute respiratory infections
Severe diseases affecting those aged less than 5

Old age
Disability/Injuries/Illness

Food Security

Qatana

- Public bakeries
- Bread: 50 SYP
- Rice: 550 SYP
- Lentils: 500 SYP
- Sugar: 375 SYP
- Cooking oil: 1700 SYP
- No difficulties reported
- Private bakeries unavailable

Rakhleh

- Private bakeries
- Bread: no info
- Rice: 500 SYP
- Lentils: 400 SYP
- Sugar: 400 SYP
- Cooking oil: 800 SYP
- No difficulties reported
- 0

Sabbura

- Private bakeries
- Bread: no info
- Rice: 500 SYP
- Lentils: 350 SYP
- Sugar: 375 SYP
- Cooking oil: 750 SYP
- No difficulties reported
- 0

Main challenges to obtaining food

- No challenges
- Some foods unavailable
- Local production decreased
- Lack of access to markets
- Some foods expensive
- Lack of resources to buy food
- Lack of access to fuel
- Cooking fuel unavailable
- No information

Bread (public): 1 pack
Rice: 1kg
Lentils: 1kg
Sugar: 1kg
Cooking oil: 1 litre

Access to bread

Most common source of bread

Most common barriers to accessing bread

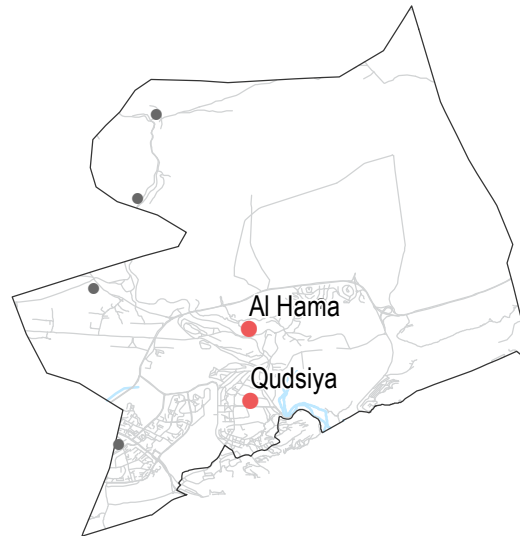
Number of days, per month, where bread from private bakeries was unavailable

Displacement

- % of pre-conflict population remaining
- % of population that are female
- % of female-headed households
- IDPs living in village
- New IDP arrivals
- Returnees

Al Hama					
51-75%	51-75%	1-25%			
Yes	No	No			
Qudsiya					
51-75%	51-75%	1-25%			
Yes	No	No			

• 2/7 communities assessed : Al Hama, Qudsiya



NFIs

Al Hama

B 3300 SYP	6000 SYP
C 350 SYP	NA
D 450 SYP	450 SYP
F NA	NA

Qudsiya

B 3300 SYP	6000 SYP
C 350 SYP	NA
D 450 SYP	450 SYP
F NA	NA

Most common electricity source

- Main network
- Generator
- No source
- Solar alternative
- No information

Fuel Prices (SYP)*

- B** Butane (cannister)
- C** Coal (1kg)
- D** Diesel (1 litre)
- F** Firewood (tonne)

NFI Prices (SYP)*

- Cement (50kg)
- Floor mat (3*4m)
- Plastic tarpaulin (1m²)
- Tent (5 persons)

NA: not available for purchase

Shelter

- Independent apartment or house
 - Shared apartment or house
 - Unfinished apartment or house
 - Tent
 - Private space not for shelter
 - Cave/natural shelter
 - Collective public space not for shelter
 - No IDPs
 - No information
- Min - Max: rent paid per room (where known)

Al Hama

NDPs	IDPs
5000 - 12000 SYP	

Qudsiya

NDPs	IDPs
5000 - 15000 SYP	

Livelihoods

Most common source of income

Most common strategies used to cope with lack of income / resources

Al Hama

Stable employment
Daily employment
Business/trade

Borrowing from family/friends

Qudsiya

Stable employment
Daily employment
Business/trade

Borrowing from family/friends

Al Hama
No lack of fuel

Qudsiya
No lack of fuel

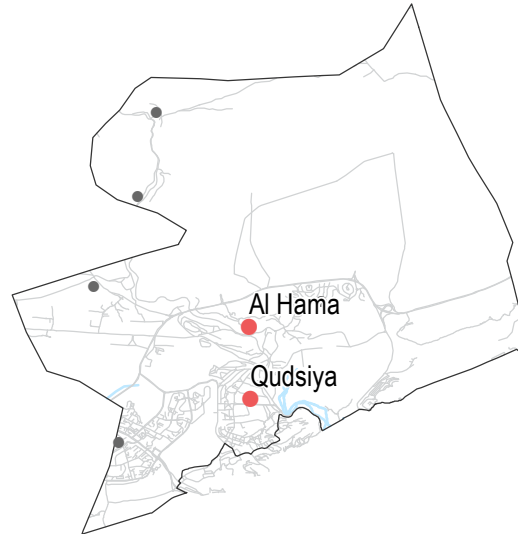
Most common strategies used to cope with a lack of fuel

WASH

- Most common water source
- Status of water source
- Water is safe to drink
 - Water tastes/smells bad
 - People sick after drinking
 - No information
- Sufficiency of available water to meet household needs
- Sufficient
 - Insufficient
 - No information
- Most common method of garbage disposal

- Al Hama**
- Network
 - Public free collection
- Qudsiya**
- Network
 - Public free collection

• 2/7 communities assessed : Al Hama, Qudsiya



Food Security

Al Hama

- Bread: 50 SYP
 - Rice: 600 SYP
 - Lentils: 700 SYP
 - Sugar: 450 SYP
 - Cooking oil: 1050 SYP
- Public bakeries
 - No difficulties reported
 - Private bakeries unavailable

Qudsiya

- Bread: 50 SYP
 - Rice: 600 SYP
 - Lentils: 700 SYP
 - Sugar: 450 SYP
 - Cooking oil: 1050 SYP
- Public bakeries
 - No difficulties reported
 - Private bakeries unavailable

- Main challenges to obtaining food
- No challenges
 - Some foods unavailable
 - Local production decreased
 - Lack of access to markets
 - Some foods expensive
 - Lack of resources to buy food
 - Lack of access to fuel
 - Cooking fuel unavailable
 - No information
- Bread (public): 1 pack
 Rice: 1kg
 Lentils: 1kg
 Sugar: 1kg
 Cooking oil: 1 litre

Education

- Status of primary schools in village
- Functioning
 - Not functioning
 - Not available
 - No information
- Barriers to accessing education services

Al Hama
 Most children accessed education

Qudsiya
 Most children accessed education

Health

	Most common health problems	Most common barriers to accessing healthcare
Al Hama	Diarrhoea Skin diseases Chronic diseases	Security concerns around travel Disability/Injuries/Illness Services are too expensive
Qudsiya	Diarrhoea Skin diseases Chronic diseases	Security concerns around travel Disability/Injuries/Illness Services are too expensive

- Access to bread
- Most common source of bread
 - Most common barriers to accessing bread
 - Number of days, per month, where bread from private bakeries was unavailable

Sahnaya, Rural Damascus Governorate

August 2017

Displacement

• 1/2 community assessed : Sahnaya

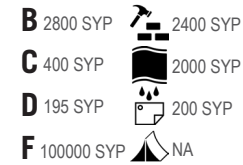
- % of pre-conflict population remaining
- % of population that are female
- % of female-headed households
- IDPs living in village
- New IDP arrivals
- Returnees

Sahnaya



NFIs

Sahnaya



Most common electricity source

- Main network
- Generator
- No source
- Solar alternative
- No information

Fuel Prices (SYP)*

- B** Butane (cannister)
- C** Coal (1kg)
- D** Diesel (1 litre)
- F** Firewood (tonne)

NFI Prices (SYP)*


- Cement (50kg)
- Floor mat (3*4m)
- Plastic tarpaulin (1m²)
- Tent (5 persons)

NA: not available for purchase

Shelter

- Independent apartment or house
 - Shared apartment or house
 - Unfinished apartment or house
 - Tent
 - Private space not for shelter
 - Cave/natural shelter
 - Collective public space not for shelter
 - No IDPs
 - No information
- Min - Max: rent paid per room (where known)

Sahnaya



Livelihoods

Most common source of income

Most common strategies used to cope with lack of income / resources

Sahnaya

Stable employment
Daily employment
Business/trade

Borrowing from family/friends

Sahnaya

No lack of fuel

Most common strategies used to cope with a lack of fuel

Sahnaya, Rural Damascus Governorate

August 2017

WASH

- Most common water source
- Status of water source
- Water is safe to drink
 - Water tastes/smells bad
 - People sick after drinking
 - No information
- Sufficiency of available water to meet household needs
- Sufficient
 - Insufficient
 - No information
- Most common method of garbage disposal

Sahnaya

- Network
- Public free collection

• 1/2 community assessed : Sahnaya



Food Security

Sahnaya

- Bread: 75 SYP
- Rice: 500 SYP
- Lentils: 250 SYP
- Sugar: 325 SYP
- Cooking oil: 650 SYP

Public bakeries

No difficulties reported

0

Main challenges to obtaining food

- No challenges
- Some foods unavailable
- Local production decreased
- Lack of access to markets
- Some foods expensive
- Lack of resources to buy food
- Lack of access to fuel
- Cooking fuel unavailable
- No information

Bread (public): 1 pack
 Rice: 1kg
 Lentils: 1kg
 Sugar: 1kg
 Cooking oil: 1 litre

Access to bread

- Most common source of bread
- Most common barriers to accessing bread
- Number of days, per month, where bread from private bakeries was unavailable

Education

- Status of primary schools in village
- Functioning
 - Not functioning
 - Not available
 - No information
- Barriers to accessing education services

Sahnaya

Health

Sahnaya

Most common health problems

- Chronic diseases
- Pregnancy related diseases
- Severe diseases affecting those aged less than 5

Most common barriers to accessing healthcare

Services are too expensive

Sa'sa' 1/2, Rural Damascus Governorate

August 2017

Displacement

- % of pre-conflict population remaining
- % of population that are female
- % of female-headed households
- IDPs living in village
- New IDP arrivals
- Returnees

Community	% of pre-conflict population remaining	% of population that are female	% of female-headed households	IDPs living in village	New IDP arrivals	Returnees
Beit Saber	76-100%	76-100%	1-25%	Yes	No	No
Durin	76-100%	51-75%	1-25%	Yes	No	No
Kanaker	76-100%	51-75%	1-25%	Yes	No	No
Nofur	76-100%	51-75%	1-25%	Yes	No	No
Qleiah	76-100%	51-75%	1-25%	Yes	No	No

• 7/16 communities assessed (2 communities are shown on the next factsheet): Beit Saber, Durin, Kanaker, Nofur, Qleiah



Shelter

- Independent apartment or house
- Shared apartment or house
- Unfinished apartment or house
- Tent
- Private space not for shelter
- Cave/natural shelter
- Collective public space not for shelter
- No IDPs
- No information
- Min - Max: rent paid per room (where known)

Community	Most common shelter	Min - Max: rent paid per room (where known)
Beit Saber	Independent apartment or house	1200 - 1600 SYP
Durin	Independent apartment or house	1200 - 1600 SYP
Kanaker	Independent apartment or house	1250 - 1700 SYP
Nofur	Independent apartment or house	1150 - 1450 SYP
Qleiah	Independent apartment or house	1200 - 1500 SYP

Livelihoods

Most common source of income

Most common strategies used to cope with lack of income / resources

Community	Most common source of income	Most common strategies used to cope with lack of income / resources
Beit Saber	Stable employment Farm owning Business/trade	Borrowing from family/friends Selling household assets
Durin	Stable employment Farm owning	Borrowing from family/friends Selling household assets
Kanaker	Farm owning Business/trade	Borrowing from family/friends High risk/illegal work Selling household assets
Nofur	Stable employment Farm owning Business/trade	Borrowing from family/friends High risk/illegal work
Qleiah	Farm owning Business/trade	Borrowing from family/friends High risk/illegal work

NFIs

Community	Electricity source	Fuel Prices (SYP)*	NFI Prices (SYP)*
Beit Saber	B 3000 SYP C NA D 225 SYP F NA	B 3000 SYP C NA D 225 SYP F NA	B 3000 SYP C NA D 225 SYP F NA
Durin	B 3000 SYP C NA D 225 SYP F NA	B 3000 SYP C NA D 225 SYP F NA	B 3000 SYP C NA D 225 SYP F NA
Kanaker	B 3000 SYP C NA D 225 SYP F NA	B 3000 SYP C NA D 225 SYP F NA	B 3000 SYP C NA D 225 SYP F NA
Nofur	B 3000 SYP C NA D 225 SYP F NA	B 3000 SYP C NA D 225 SYP F NA	B 3000 SYP C NA D 225 SYP F NA
Qleiah	B 3000 SYP C NA D 225 SYP F NA	B 3000 SYP C NA D 225 SYP F NA	B 3000 SYP C NA D 225 SYP F NA

- Most common electricity source
- Main network
 - Generator
 - No source
 - Solar alternative
 - No information
- Fuel Prices (SYP)*
- B** Butane (cannister)
 - C** Coal (1kg)
 - D** Diesel (1 litre)
 - F** Firewood (tonne)
- NFI Prices (SYP)*
- Cement (50kg)
 - Floor mat (3*4m)
 - Plastic tarpaulin (1m²)
 - Tent (5 persons)
- NA: not available for purchase

Beit Saber
No lack of fuel

Durin
No lack of fuel

Kanaker
No lack of fuel

Most common strategies used to cope with a lack of fuel

Nofur
No lack of fuel

Qleiah
No lack of fuel

WASH

- Most common water source
- Status of water source
- Water is safe to drink
 - Water tastes/smells bad
 - People sick after drinking
 - No information
- Sufficiency of available water to meet household needs
- Sufficient
 - Insufficient
 - No information
- Most common method of garbage disposal

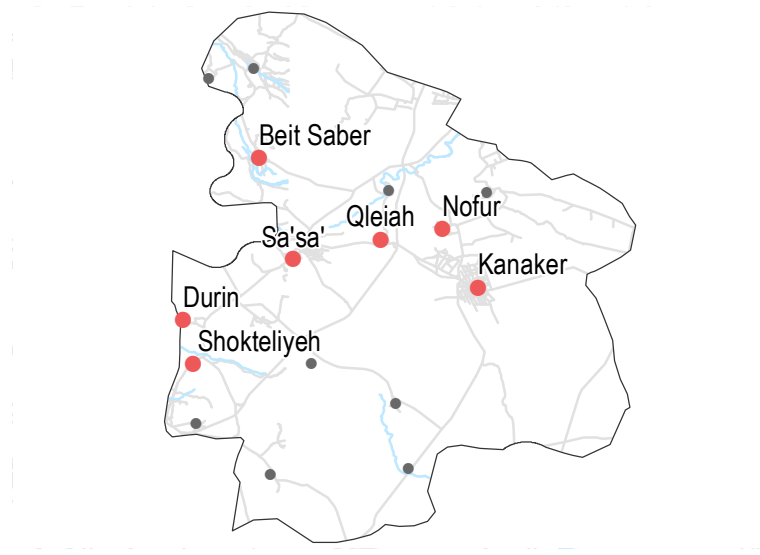
- Beit Saber**
- Network
 - Disposed at designated site
- Durin**
- Network
 - Disposed at designated site
- Kanaker**
- Network
 - Disposed at designated site
- Nofur**
- Network
 - Disposed at designated site
- Qleiah**
- Network
 - Disposed at designated site

Education

- Status of primary schools in village
- Functioning
 - Not functioning
 - Not available
 - No information
- Barriers to accessing education services
- Beit Saber**
Most children accessed education
- Durin**
Most children accessed education

- Kanaker**
Most children accessed education
- Nofur**
Most children accessed education
- Qleiah**
Most children accessed education

• 7/16 communities assessed (2 communities are shown on the next factsheet): Beit Saber, Durin, Kanaker, Nofur, Qleiah



Health

- Most common health problems
- Most common barriers to accessing healthcare

Community	Most common health problems	Most common barriers to accessing healthcare
Beit Saber	Diarrhoea Communicable diseases Chronic diseases	No difficulties reported
Durin	Diarrhoea Communicable diseases	No difficulties reported
Kanaker	Diarrhoea Communicable diseases	No difficulties reported
Nofur	Diarrhoea Communicable diseases Chronic diseases	No difficulties reported
Qleiah	Diarrhoea Communicable diseases	No difficulties reported

Food Security

- Beit Saber**
- Bread: no info
 - Rice: 550 SYP
 - Lentils: 550 SYP
 - Sugar: 400 SYP
 - Cooking oil: 1750 SYP
 - Shops
 - No difficulties reported
 - Private bakeries unavailable
- Durin**
- Bread: no info
 - Rice: 550 SYP
 - Lentils: 550 SYP
 - Sugar: 375 SYP
 - Cooking oil: 1750 SYP
 - Shops
 - No difficulties reported
 - Private bakeries unavailable
- Kanaker**
- Bread: 50 SYP
 - Rice: 500 SYP
 - Lentils: 500 SYP
 - Sugar: 400 SYP
 - Cooking oil: 1750 SYP
 - Public bakeries
 - No difficulties reported
 - Private bakeries unavailable
- Nofur**
- Bread: no info
 - Rice: 550 SYP
 - Lentils: 550 SYP
 - Sugar: 325 SYP
 - Cooking oil: 1750 SYP
 - Shops
 - No difficulties reported
 - Private bakeries unavailable
- Qleiah**
- Bread: no info
 - Rice: 550 SYP
 - Lentils: 550 SYP
 - Sugar: 375 SYP
 - Cooking oil: 1750 SYP
 - Shops
 - No difficulties reported
 - Private bakeries unavailable
- Main challenges to obtaining food
- No challenges
 - Some foods unavailable
 - Local production decreased
 - Lack of access to markets
 - Some foods expensive
 - Lack of resources to buy food
 - Lack of access to fuel
 - Cooking fuel unavailable
 - No information
- Bread (public): 1 pack
 Rice: 1kg
 Lentils: 1kg
 Sugar: 1kg
 Cooking oil: 1 litre
- Access to bread
- Most common source of bread
 - Most common barriers to accessing bread
 - Number of days, per month, where bread from private bakeries was unavailable

Sa'sa' 2/2, Rural Damascus Governorate

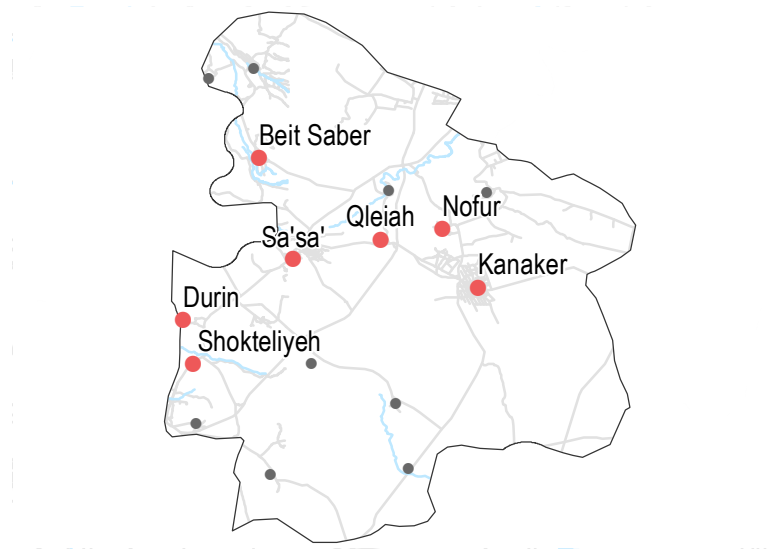
August 2017

Displacement

- % of pre-conflict population remaining
- % of population that are female
- % of female-headed households
- IDPs living in village
- New IDP arrivals
- Returnees

Sa'sa'	76-100%	51-75%	1-25%
Yes	No	No	
Shokteliyeh	76-100%	51-75%	1-25%
Yes	No	No	

• 7/16 communities assessed (5 communities are shown on the previous factsheet): Sa'sa', Shokteliyeh



NFIs

Sa'sa'

B 3000 SYP	2500 SYP
C NA	9800 SYP
D 225 SYP	NA
F NA	NA

Shokteliyeh

B 3000 SYP	NA
C NA	NA
D 225 SYP	NA
F NA	NA

- Most common electricity source
- Main network
 - Generator
 - No source
 - Solar alternative
 - No information
- Fuel Prices (SYP)*
- B** Butane (cannister)
 - C** Coal (1kg)
 - D** Diesel (1 litre)
 - F** Firewood (tonne)
- NFI Prices (SYP)*
- Cement (50kg)
 - Floor mat (3*4m)
 - Plastic tarpaulin (1m²)
 - Tent (5 persons)
- NA: not available for purchase

Shelter

- Most common shelter
- Independent apartment or house
 - Shared apartment or house
 - Unfinished apartment or house
 - Tent
 - Private space not for shelter
 - Cave/natural shelter
 - Collective public space not for shelter
 - No IDPs
 - No information
- Min - Max: rent paid per room (where known)

Sa'sa'

NDPs	IDPs
1350 - 1800 SYP	

Shokteliyeh

NDPs	IDPs
1300 - 1750 SYP	

Livelihoods

Most common source of income

Most common strategies used to cope with lack of income / resources

Sa'sa'

Stable employment
Farm owning
Business/trade

Borrowing from family/friends
High risk/illegal work

Shokteliyeh

Stable employment
Farm owning
Business/trade

Borrowing from family/friends
High risk/illegal work
Selling household assets

Sa'sa'
No lack of fuel

Shokteliyeh
No lack of fuel

Most common strategies used to cope with a lack of fuel

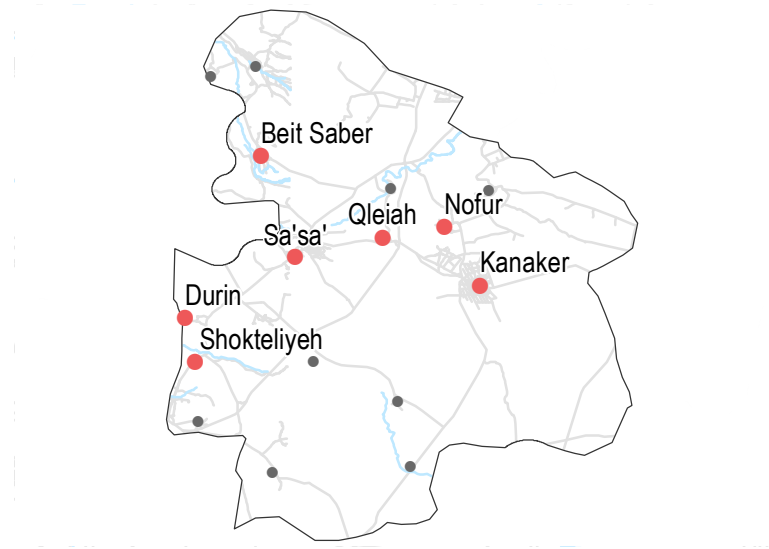
WASH

- Most common water source
- Status of water source
- Water is safe to drink
 - Water tastes/smells bad
 - People sick after drinking
 - No information
- Sufficiency of available water to meet household needs
- Sufficient
 - Insufficient
 - No information
- Most common method of garbage disposal

Sa'sa'

- Network
 - Disposed at designated site
- #### Shokteliyeh
- Network
 - Disposed at designated site

• 7/16 communities assessed (5 communities are shown on the previous factsheet): Sa'sa', Shokteliyeh



Education

- Status of primary schools in village
- Functioning
 - Not functioning
 - Not available
 - No information
- Barriers to accessing education services

Sa'sa'
 Most children accessed education

Shokteliyeh
 Most children accessed education

Health

	Most common health problems	Most common barriers to accessing healthcare
Sa'sa'	Communicable diseases Chronic diseases	No difficulties reported
Shokteliyeh	Diarrhoea Chronic diseases	No difficulties reported

Food Security

Sa'sa'

- Bread: 50 SYP
 - Rice: 550 SYP
 - Lentils: 550 SYP
 - Sugar: 350 SYP
 - Cooking oil: 1750 SYP
- Public bakeries
 - No difficulties reported
 - Private bakeries unavailable

Shokteliyeh

- Bread: no info
 - Rice: 500 SYP
 - Lentils: 500 SYP
 - Sugar: 325 SYP
 - Cooking oil: 1750 SYP
- Shops
 - No difficulties reported
 - Private bakeries unavailable

Main challenges to obtaining food

- No challenges
- Some foods unavailable
- Local production decreased
- Lack of access to markets
- Some foods expensive
- Lack of resources to buy food
- Lack of access to fuel
- Cooking fuel unavailable
- No information

Bread (public): 1 pack
 Rice: 1kg
 Lentils: 1kg
 Sugar: 1kg
 Cooking oil: 1 litre

- Access to bread
- Most common source of bread
 - Most common barriers to accessing bread
 - Number of days, per month, where bread from private bakeries was unavailable