

Introduction

This multi-sectoral needs assessment is part of a monthly data collection exercise which aims to gather information about needs and the humanitarian situation inside Syria. The factsheets present information collected in January 2018, referring to the situation in December 2017.

These factsheets present information at the community level for 17 sub-districts in Dar'a governorate. In Dar'a City, neighbourhood-level data was collected and information is presented at this level*. Selected key indicators for the following sectors are included in the factsheets: displacement, shelter, non-food items (NFIs), health, food security, water sanitation and hygiene (WASH) and education. The factsheets do not cover the entire range of indicators gathered in the questionnaire.


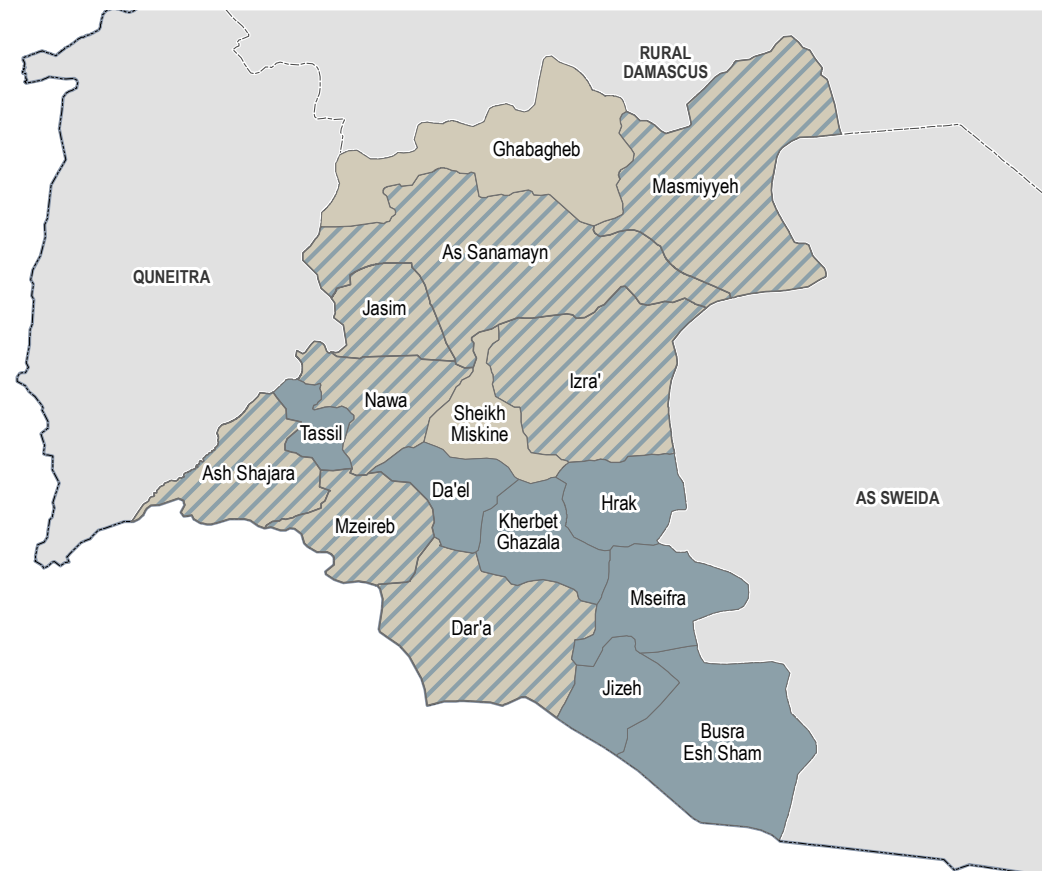
For full visualisation of all indicators collected, please see the SIMAWG Needs Identification Dynamic Reporting Tool, available here: <http://www.reach-info.org/syr/simawg/>.

Methodology and limitations

These findings are based on data collected both directly and remotely (in Jordan) from Key Informants residing in the communities assessed.

Information was collected from Key Informants in 110 communities in 17 sub-districts of Dar'a governorate. For each question asked, confidence levels were assigned based on the Key Informant's area of expertise and knowledge of the sector-specific situation.

For a full description of the methodology, please see the Terms of Reference, available on the [REACH Resource Centre](#).



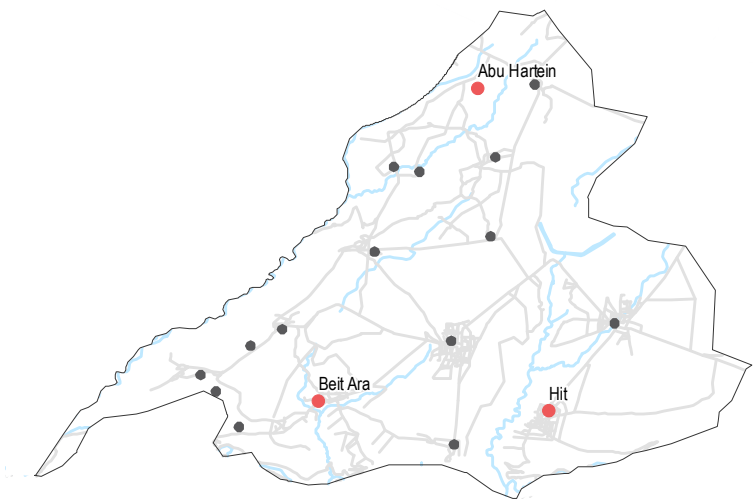
PDF: click on a sub-district name to directly access the relevant factsheet

Displacement

- % of pre-conflict population remaining
- % of population that are female
- % of female-headed households
- IDPs living in village
- New IDP arrivals
- Returnees

Abu Hartein		
1-25%	26-50%	None
Yes	No info	No
Beit Ara		
51-75%	51-75%	1-25%
Yes	No info	No
Hit		
51-75%	26-50%	1-25%
Yes	No info	No

• 3/17 communities assessed : Abu Hartein, Beit Ara, Hit



Shelter

- Independent apartment or house
- Shared apartment or house
- Unfinished apartment or house
- Tent
- Private space not for shelter
- Cave/natural shelter
- Collective public space not for shelter
- No IDPs
- No information
- Min - Max: rent paid per room (where known)

Abu Hartein	
NDPs	IDPs
No info	
Beit Ara	
NDPs	IDPs
No info	
Hit	
NDPs	IDPs
No info	

Livelihoods

Most common sources of income

Most common strategies used to cope with lack of income / resources

Community	Most common sources of income	Most common strategies used to cope with lack of income / resources
Abu Hartein	Daily employment Farm owning Business/trade	Borrowing from family/friends
Beit Ara	Daily employment Farm owning Business/trade	Children sent to work/beg Borrowing from family/friends
Hit	Daily employment Farm owning	Children sent to work/beg Borrowing from family/friends Skipping meals

NFIs

Abu Hartein

B NA	NA
C NA	NA
D NA	NA
F NA	NA

Beit Ara

B 10000 SYP	NA
C NA	NA
D 600 SYP	NA
F 100000 SYP	NA

Hit

B 9000 SYP	NA
C NA	NA
D 500 SYP	NA
F NA	NA

Abu Hartein

- Cutting trees
- Burning furniture not in use
- Burning plastic

Beit Ara

- Cutting trees
- Burning clothes
- Burning plastic

Hit

- Cutting trees
- Burning clothes
- Burning plastic

Most common electricity source

- Main network
- Generator
- No source
- Solar alternative
- No information

Fuel Prices (SYP)*

- B** Butane (cannister)
- C** Coal (1kg)
- D** Diesel (1 litre)
- F** Firewood (1 tonne)

NFI Prices (SYP)*

- Cement (50kg)
- Floor mat (3*4m)
- Plastic tarpaulin (1m²)
- Tent (5 persons)
- NA: not available for purchase

Most common strategies used to cope with a lack of fuel

WASH

- Most common water source
- Status of water source
- Water is safe to drink
 - Water tastes/smells bad
 - People sick after drinking
 - No information
- Sufficiency of available water to meet household needs
- Sufficient
 - Insufficient
 - No information
- Most common method of garbage disposal

Abu Hartein

- Water trucking
- Disposed at designated site

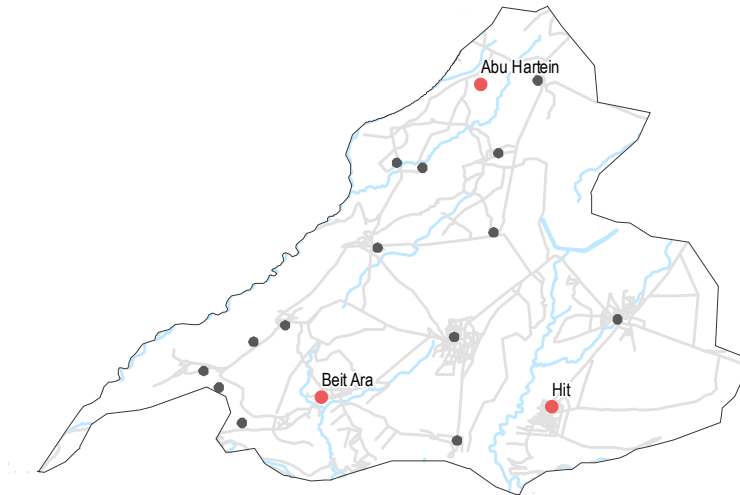
Beit Ara

- Network
- Buried / burned

Hit

- Protected spring
- Buried / burned

• 3/17 communities assessed : Abu Hartein, Beit Ara, Hit



Education

- Status of primary schools in village
- Functioning
 - Not functioning
 - Not available
 - No information
- Barriers to accessing education services

Hit

- Lack of teaching staff
- Lack of school supplies
- Unsafe route to services

Abu Hartein
 No spaces available

Beit Ara
 Lack of teaching staff
 Parents do not approve of curriculum

Health

- Most common health problems
- Most common barriers to accessing healthcare

Abu Hartein

- Disabilities
- Chronic diseases
- Severe diseases affecting those aged less than 5

No facilities in the area

Beit Ara

- Diarrhoea
- Fever
- Severe diseases affecting those aged less than 5

No facilities in the area
 Security concerns around travel
 Lack of transportation

Hit

- Diarrhoea
- Chronic diseases
- Severe diseases affecting those aged less than 5

No facilities in the area
 Security concerns around travel
 High cost of transportation

Food Security

Abu Hartein

- Bread: no info
- Rice: no info
- Lentils: no info
- Sugar: no info
- Cooking oil: no info
- Bread is not available in the village
- No difficulties reported
- Private bakeries unavailable

Beit Ara

- Bread: no info
- Rice: 750 SYP
- Lentils: 500 SYP
- Sugar: 500 SYP
- Cooking oil: 900 SYP
- Shops
- No difficulties reported
- Private bakeries unavailable

Hit

- Bread: no info
- Rice: 650 SYP
- Lentils: 500 SYP
- Sugar: 350 SYP
- Cooking oil: 1000 SYP
- Shops
- No difficulties reported
- Private bakeries unavailable

Main challenges to obtaining food

- No challenges
- Some foods unavailable
- Local production decreased
- Lack of access to markets
- Some foods expensive
- Lack of resources to buy food
- Lack of access to fuel
- Cooking fuel unavailable
- No information

Bread (public): 1 pack
 Rice: 1kg
 Lentils: 1kg
 Sugar: 1kg
 Cooking oil: 1 litre

Access to bread
 Most common source of bread

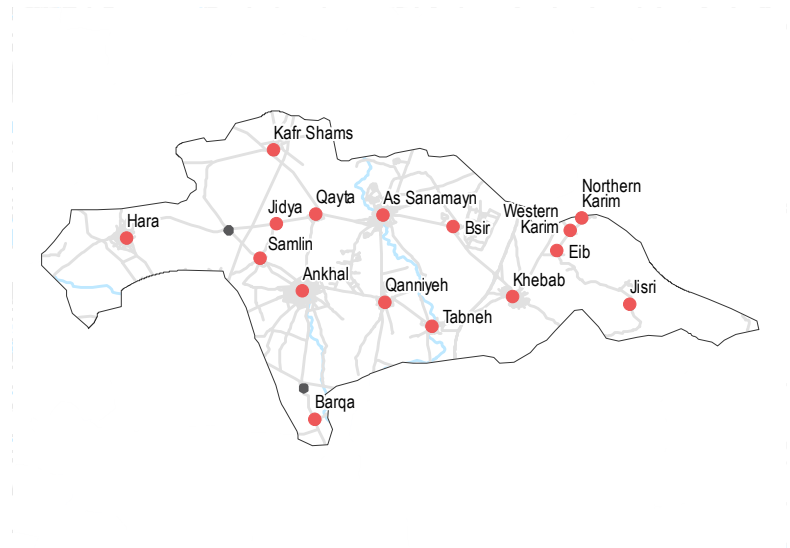
- Most common barriers to accessing bread
- Number of days, per month, where bread from private bakeries was unavailable

Displacement

- % of pre-conflict population remaining
- % of population that are female
- % of female-headed households
- IDPs living in village
- New IDP arrivals
- Returnees

Category	NDPs	IDPs	Returnees
Ankhal	51-75%	51-75%	1-25%
Yes			
As Sanamayn	51-75%	51-75%	26-50%
Yes			
Barqa	51-75%	76-100%	26-50%
Yes			
Bsir	76-100%	51-75%	26-50%
Yes			

• 16/17 communities assessed (12 communities are shown on the next three factsheets): Ankhal, As Sanamayn, Barqa, Bsir



Shelter

- Independent apartment or house
- Shared apartment or house
- Unfinished apartment or house
- Tent
- Private space not for shelter
- Cave/natural shelter
- Collective public space not for shelter
- No IDPs
- No information
- Min - Max: rent paid per room (where known)

Category	NDPs	IDPs
Ankhal		
	3000 - 3500 SYP	
As Sanamayn		
	5000 - 10000 SYP	
Barqa		
	No info	
Bsir		
	No info	

Livelihoods

Community	Most common sources of income	Most common strategies used to cope with lack of income / resources
Ankhal	Daily employment Farm owning Business/trade	Children sent to work/beg Borrowing from family/friends Skipping meals
As Sanamayn	Stable employment Farm owning Support from family/friends	Borrowing from family/friends Skipping meals Reducing meal size
Barqa	Daily employment Farm owning Support from family/friends	Borrowing from family/friends Skipping meals Reducing meal size
Bsir	Stable employment Farm owning Support from family/friends	Taking loans/buying on credit Borrowing from family/friends Skipping meals

NFIs

Community	Electricity	Fuel Prices (SYP)*	NFI Prices (SYP)*
Ankhal	B 8000 SYP, C 500 SYP, D 400 SYP, F 70000 SYP	B 3000 SYP, C 350 SYP, D 350 SYP, F 75000 SYP	B 2000 SYP, C 4000 SYP, D 3500 SYP, F NA
As Sanamayn		B 3000 SYP, C 350 SYP, D 350 SYP, F 75000 SYP	B 2000 SYP, C 4000 SYP, D 3500 SYP, F NA
Barqa		B 8600 SYP, C 350 SYP, D 425 SYP, F 75000 SYP	B 2000 SYP, C 4000 SYP, D 3500 SYP, F NA
Bsir		B 3000 SYP, C 350 SYP, D 300 SYP, F 75000 SYP	B 2000 SYP, C 4000 SYP, D 3500 SYP, F NA

- Most common electricity source
- Main network
- Generator
- No source
- Solar alternative
- No information
- Fuel Prices (SYP)*
- B** Butane (cannister)
- C** Coal (1kg)
- D** Diesel (1 litre)
- F** Firewood (1 tonne)
- NFI Prices (SYP)*
- Cement (50kg)
- Floor mat (3*4m)
- Plastic tarpaulin (1m²)
- Tent (5 persons)
- NA: not available for purchase

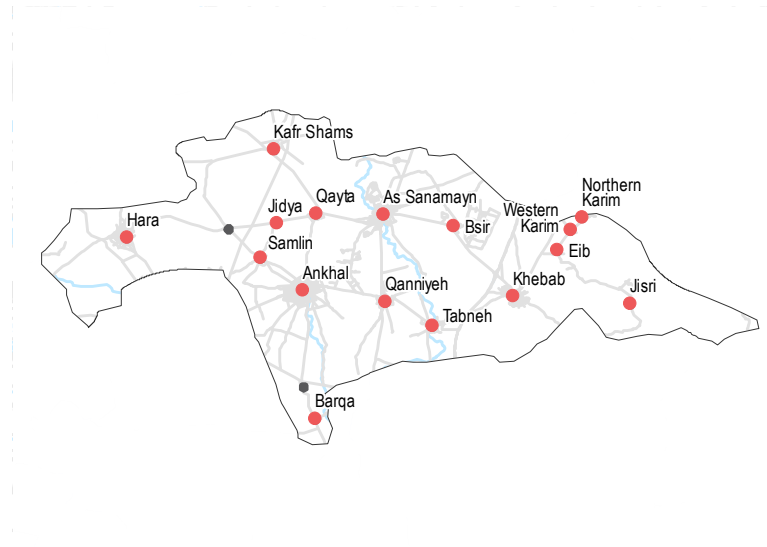
Most common strategies used to cope with a lack of fuel

WASH

- Most common water source**
- Status of water source**
- Water is safe to drink
 - Water tastes/smells bad
 - People sick after drinking
 - No information
- Sufficiency of available water to meet household needs**
- Sufficient
 - Insufficient
 - No information
- Most common method of garbage disposal**

- Ankhal**
- Closed well
 - Public free collection
- As Sanamayn**
- Network
 - Public free collection
- Barqa**
- Closed well
 - Public free collection
- Bsir**
- Network
 - Public free collection

• 16/17 communities assessed (12 communities are shown on the next three factsheets): Ankhal, As Sanamayn, Barqa, Bsir



Food Security

Ankhal

- Private bakeries
- No difficulties reported
- Bread: no info
- Rice: 650 SYP
- Lentils: 425 SYP
- Sugar: 325 SYP
- Cooking oil: 750 SYP

As Sanamayn

- Public bakeries
- No difficulties reported
- Bread: 50 SYP
- Rice: 500 SYP
- Lentils: 400 SYP
- Sugar: 250 SYP
- Cooking oil: 700 SYP

Barqa

- Private bakeries
- No difficulties reported
- Bread: no info
- Rice: 550 SYP
- Lentils: 400 SYP
- Sugar: 265 SYP
- Cooking oil: 700 SYP

Bsir

- Public bakeries
- No difficulties reported
- Bread: 50 SYP
- Rice: 550 SYP
- Lentils: 400 SYP
- Sugar: 250 SYP
- Cooking oil: 700 SYP

Main challenges to obtaining food

- No challenges
- Some foods unavailable
- Local production decreased
- Lack of access to markets
- Some foods expensive
- Lack of resources to buy food
- Lack of access to fuel
- Cooking fuel unavailable
- No information

Bread (public): 1 pack
 Rice: 1kg
 Lentils: 1kg
 Sugar: 1kg
 Cooking oil: 1 litre

Access to bread

- Most common source of bread
- Most common barriers to accessing bread
- Number of days, per month, where bread from private bakeries was unavailable

Education

- Status of primary schools in village**
- Functioning
 - Not functioning
 - Not available
 - No information
- Barriers to accessing education services**

- Barqa**
- Most children accessed education
- Bsir**
- Most children accessed education

Ankhal

Most children accessed education

As Sanamayn

Most children accessed education

Health

- Most common health problems
- Most common barriers to accessing healthcare

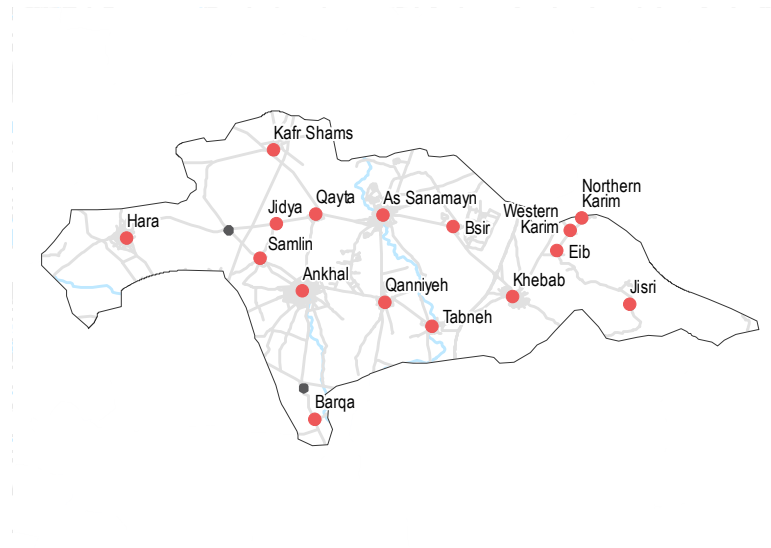
Community	Most common health problems	Most common barriers to accessing healthcare
Ankhal	Chronic diseases Pregnancy related diseases Severe diseases affecting those aged less than 5	No difficulties reported
As Sanamayn	Communicable diseases Chronic diseases Acute respiratory infections	No difficulties reported
Barqa	Communicable diseases Chronic diseases Acute respiratory infections	No facilities in the area Security concerns around travel High cost of transportation
Bsir	Communicable diseases Chronic diseases Acute respiratory infections	No difficulties reported

Displacement

- % of pre-conflict population remaining
- % of population that are female
- % of female-headed households
- IDPs living in village
- New IDP arrivals
- Returnees

Community	% of pre-conflict population remaining	% of population that are female	% of female-headed households	IDPs living in village	New IDP arrivals	Returnees
Eib	1-25%	None	No info	Yes	No info	No
Hara	76-100%	51-75%	1-25%	Yes	No	No
Jidya	26-50%	51-75%	1-25%	Yes	No info	No
Jisri	1-25%	51-75%	1-25%	Yes	No info	Yes

• 16/17 communities assessed (4 communities are shown on the previous factsheet, 8 communities are shown on the next two factsheets): Eib, Hara, Jidya, Jisri



NFIs

Community	Lightbulb (Main network)	Generator	No source	Solar alternative
Eib	B 6500 SYP	NA	NA	NA
Jisri	B 8000 SYP	NA	C 500 SYP	D 425 SYP

Community	Lightbulb (Main network)	Generator	No source	Solar alternative
Hara	B 8000 SYP	NA	C 500 SYP	D 425 SYP

Community	Lightbulb (Main network)	Generator	No source	Solar alternative
Jidya	B 3500 SYP	NA	C 500 SYP	D 225 SYP

- Most common electricity source
- Main network
 - Generator
 - No source
 - Solar alternative
 - No information
- Fuel Prices (SYP)*
- B** Butane (cannister)
 - C** Coal (1kg)
 - D** Diesel (1 litre)
 - F** Firewood (1 tonne)
- NFI Prices (SYP)*
- Cement (50kg)
 - Floor mat (3*4m)
 - Plastic tarpaulin (1m²)
 - Tent (5 persons)
- NA: not available for purchase

Shelter

- Most common shelter
- Independent apartment or house
 - Shared apartment or house
 - Unfinished apartment or house
 - Tent
 - Private space not for shelter
 - Cave/natural shelter
 - Collective public space not for shelter
 - No IDPs
 - No information
- Min - Max: rent paid per room (where known)

Community	NDPs	IDPs
Eib		
Jisri		
Hara		
Jidya		

Livelihoods

- Most common sources of income
- Most common strategies used to cope with lack of income / resources

Community	Most common sources of income	Most common strategies used to cope with lack of income / resources
Eib	Daily employment High risk/illegal work	Borrowing from family/friends Skipping meals Reducing meal size
Hara	Stable employment Daily employment Business/trade	Borrowing from family/friends Skipping meals
Jidya	Stable employment Daily employment Business/trade	Borrowing from family/friends
Jisri	Daily employment Business/trade	Children sent to work/beg Borrowing from family/friends

Eib
 Cutting trees
 Burning furniture not in use
 Burning plastic

Hara
 Burning productive assets

Jidya
 No lack of fuel

Jisri
 Burning productive assets
 Burning waste

WASH

Most common water source

Status of water source

- Water is safe to drink
- Water tastes/smells bad
- People sick after drinking
- No information

Sufficiency of available water to meet household needs

- Sufficient
- Insufficient
- No information

Most common method of garbage disposal

Eib

- Closed well
- Left in street / public area

Hara

- Closed well
- Public free collection

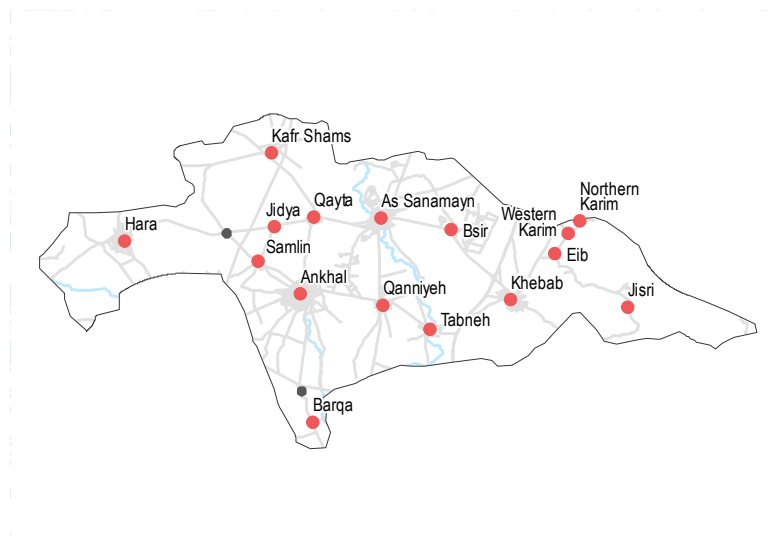
Jidya

- Closed well
- Public free collection

Jisri

- Closed well
- Buried / burned

• 16/17 communities assessed (4 communities are shown on the previous factsheet, 8 communities are shown on the next two factsheets): Eib, Hara, Jidya, Jisri



Food Security

Eib

- Bread: no info
- Rice: 550 SYP
- Lentils: 400 SYP
- Sugar: 265 SYP
- Cooking oil: 700 SYP

Private bakeries

- High price of flour
- Flour not always available
- Insufficient electricity/fuel

1 to 10

Hara

- Bread: no info
- Rice: 650 SYP
- Lentils: 425 SYP
- Sugar: 325 SYP
- Cooking oil: 750 SYP

Private bakeries

- No difficulties reported

0

Jidya

- Bread: 75 SYP
- Rice: 650 SYP
- Lentils: 425 SYP
- Sugar: 325 SYP
- Cooking oil: 750 SYP

Shops

- No difficulties reported

Private bakeries unavailable

Jisri

- Bread: no info
- Rice: 600 SYP
- Lentils: 425 SYP
- Sugar: 350 SYP
- Cooking oil: 750 SYP

Shops

- No difficulties reported

Private bakeries unavailable

Main challenges to obtaining food

- No challenges
- Some foods unavailable
- Local production decreased
- Lack of access to markets
- Some foods expensive
- Lack of resources to buy food
- Lack of access to fuel
- Cooking fuel unavailable
- No information

Bread (public): 1 pack
 Rice: 1kg
 Lentils: 1kg
 Sugar: 1kg
 Cooking oil: 1 litre

Access to bread

- Most common source of bread
- Most common barriers to accessing bread
- Number of days, per month, where bread from private bakeries was unavailable

Education

Status of primary schools in village

- Functioning
- Not functioning
- Not available
- No information

Barriers to accessing education services

Jidya

Most children accessed education

Jisri

Services not accessible

Eib

- Some facilities destroyed
- Lack of teaching staff
- Unsafe route to services

Hara

Most children accessed education

Health

Most common health problems

Most common barriers to accessing healthcare

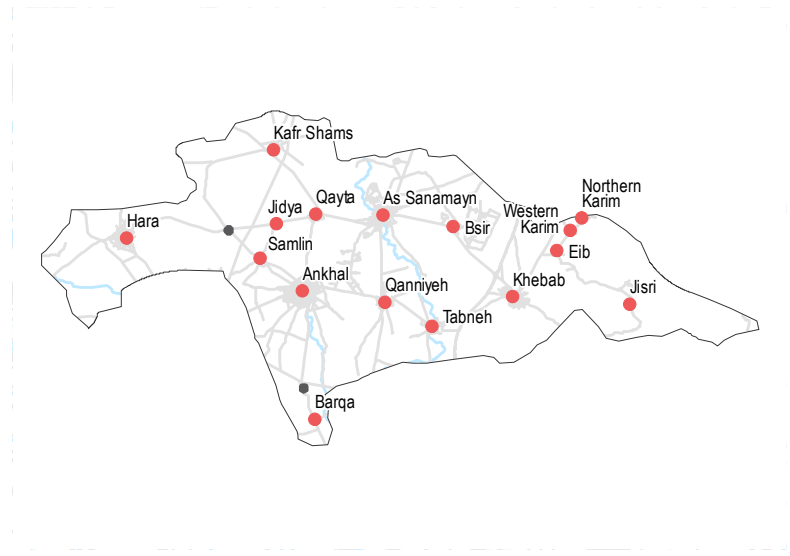
Community	Most common health problems	Most common barriers to accessing healthcare
Eib	Communicable diseases Chronic diseases Acute respiratory infections	No facilities in the area
Hara	Chronic diseases Pregnancy related diseases Severe diseases affecting those aged less than 5	No difficulties reported
Jidya	Chronic diseases Pregnancy related diseases Severe diseases affecting those aged less than 5	No difficulties reported
Jisri	Chronic diseases Pregnancy related diseases Severe diseases affecting those aged less than 5	No facilities in the area

Displacement

- % of pre-conflict population remaining
- % of population that are female
- % of female-headed households
- IDPs living in village
- New IDP arrivals
- Returnees

Community	% of pre-conflict population remaining	% of population that are female	% of female-headed households	IDPs living in village	New IDP arrivals	Returnees
Kafr Shams	76-100%	51-75%	1-25%	Yes	No	No
Khebab	76-100%	51-75%	26-50%	Yes	No info	No
Northern Karim	51-75%	26-50%	1-25%	Yes	No	Yes
Qanniyeh	51-75%	26-50%	1-25%	Yes	No info	No

• 16/17 communities assessed (8 communities are shown on the previous two factsheets, 4 communities are shown on the next factsheet): Kafr Shams, Khebab, Northern Karim, Qanniyeh



NFIs

Community	Most common electricity source	Fuel Prices (SYP)*	NFI Prices (SYP)*
Kafr Shams	Generator (C)	Butane (cannister) B: 8000 SYP	Cement (50kg) C: NA
Qanniyeh	Main network (G)	Coal (1kg) C: 350 SYP	Floor mat (3*4m) C: 4000 SYP
Khebab	Generator (C)	Diesel (1 litre) D: 350 SYP	Plastic tarpaulin (1m²) C: 3500 SYP
Northern Karim	Generator (C)	Firewood (1 tonne) F: 75000 SYP	Tent (5 persons) F: NA

- Most common electricity source
- Main network
 - Generator
 - No source
 - Solar alternative
 - No information
- Fuel Prices (SYP)*
- B** Butane (cannister)
 - C** Coal (1kg)
 - D** Diesel (1 litre)
 - F** Firewood (1 tonne)
- NFI Prices (SYP)*
- Cement (50kg)
 - Floor mat (3*4m)
 - Plastic tarpaulin (1m²)
 - Tent (5 persons)
- NA: not available for purchase

Shelter

- Independent apartment or house
- Shared apartment or house
- Unfinished apartment or house
- Tent
- Private space not for shelter
- Cave/natural shelter
- Collective public space not for shelter
- No IDPs
- No information
- Min - Max: rent paid per room (where known)

Community	Most common shelter	Min - Max: rent paid per room (where known)
Kafr Shams	Independent apartment or house (NDPs), Shared apartment or house (IDPs)	No info
Khebab	Independent apartment or house (NDPs), No info (IDPs)	5000 - 10000 SYP
Northern Karim	No IDPs	No info
Qanniyeh	Independent apartment or house (NDPs), No info (IDPs)	3500 - 4000 SYP

Livelihoods

Community	Most common sources of income	Most common strategies used to cope with lack of income / resources
Kafr Shams	Stable employment Daily employment Business/trade	Children sent to work/beg Borrowing from family/friends
Khebab	Stable employment Business/trade Support from family/friends	Taking loans/buying on credit Skipping meals Reducing meal size
Northern Karim	Daily employment High risk/illegal work	Borrowing from family/friends High risk/illegal work Selling household assets
Qanniyeh	Stable employment Daily employment Business/trade	Borrowing from family/friends

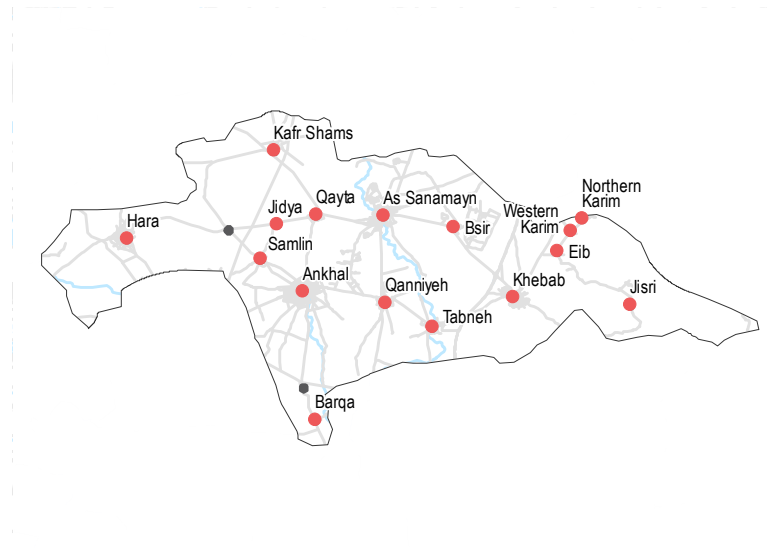
- Most common strategies used to cope with a lack of fuel
- Burning productive assets
 - Burning furniture in use
 - Burning clothes
 - Burning plastic

WASH

- Most common water source**
- Status of water source**
- Water is safe to drink
 - Water tastes/smells bad
 - People sick after drinking
 - No information
- Sufficiency of available water to meet household needs**
- Sufficient
 - Insufficient
 - No information
- Most common method of garbage disposal**

- Kafr Shams**
- Closed well
 - Public free collection
- Khebab**
- Network
 - Public free collection
- Northern Karim**
- Closed well
 - Buried / burned
- Qanniyeh**
- Closed well
 - Public free collection

• 16/17 communities assessed (8 communities are shown on the previous two factsheets, 4 communities are shown on the next factsheet): Kafr Shams, Khebab, Northern Karim, Qanniyeh



Food Security

Kafr Shams

- Bread: no info
- Rice: 650 SYP
- Lentils: 425 SYP
- Sugar: 325 SYP
- Cooking oil: 750 SYP
- Private bakeries
- No difficulties reported

Khebab

- Bread: 50 SYP
- Rice: 550 SYP
- Lentils: 400 SYP
- Sugar: 250 SYP
- Cooking oil: 700 SYP
- Public bakeries
- No difficulties reported

Northern Karim

- Bread: no info
- Rice: 650 SYP
- Lentils: 400 SYP
- Sugar: 275 SYP
- Cooking oil: 675 SYP
- Distribution by others
- Flour too expensive
- Private bakeries unavailable

Qanniyeh

- Bread: 75 SYP
- Rice: 650 SYP
- Lentils: 425 SYP
- Sugar: 325 SYP
- Cooking oil: 850 SYP
- Public bakeries
- No difficulties reported
- Private bakeries unavailable

Main challenges to obtaining food

- No challenges
- Some foods unavailable
- Local production decreased
- Lack of access to markets
- Some foods expensive
- Lack of resources to buy food
- Lack of access to fuel
- Cooking fuel unavailable
- No information

Bread (public): 1 pack
 Rice: 1kg
 Lentils: 1kg
 Sugar: 1kg
 Cooking oil: 1 litre

Access to bread

- Most common source of bread
- Most common barriers to accessing bread
- Number of days, per month, where bread from private bakeries was unavailable

Education

- Status of primary schools in village**
- Functioning
 - Not functioning
 - Not available
 - No information
- Barriers to accessing education services**

- Northern Karim**
- Most children accessed education
- Qanniyeh**
- Most children accessed education

Kafr Shams

Most children accessed education

Khebab

Most children accessed education

Health

- Most common health problems
- Most common barriers to accessing healthcare

Kafr Shams

- Chronic diseases
- Pregnancy related diseases
- Severe diseases affecting those aged less than 5
- No difficulties reported

Khebab

- Communicable diseases
- Chronic diseases
- Acute respiratory infections
- No difficulties reported

Northern Karim

- Chronic diseases
- Pregnancy related diseases
- Acute respiratory infections
- Lack of transportation
- Old age
- Disability/Injuries/Illness

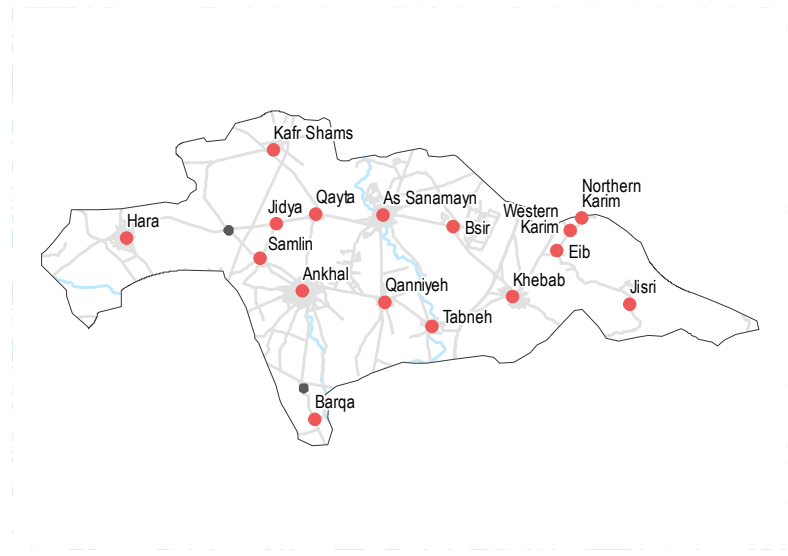
Qanniyeh

- Chronic diseases
- Pregnancy related diseases
- Severe diseases affecting those aged less than 5
- No difficulties reported

Displacement

% of pre-conflict population remaining	Qayta 51-75%	51-75%	1-25%
% of population that are female	Yes	No	No
% of female-headed households	Samlin 26-50%	26-50%	1-25%
IDPs living in village	Yes	No info	No
New IDP arrivals	Tabneh 76-100%	26-50%	1-25%
Returnees	Yes	No info	No
	Western Karim 51-75%	26-50%	1-25%
	Yes	No	No

• 16/17 communities assessed (12 communities are shown on the previous three factsheets): Qayta, Samlin, Tabneh, Western Karim



NFIs

Qayta	Western Karim	<p>Most common electricity source</p> <ul style="list-style-type: none"> Main network Generator No source Solar alternative No information <p>Fuel Prices (SYP)*</p> <ul style="list-style-type: none"> B Butane (cannister) C Coal (1kg) D Diesel (1 litre) F Firewood (1 tonne) <p>NFI Prices (SYP)*</p> <ul style="list-style-type: none"> Cement (50kg) Floor mat (3*4m) Plastic tarpaulin (1m²) Tent (5 persons) <p>NA: not available for purchase</p>
B 3500 SYP NA	B 6200 SYP NA	
C 500 SYP 3200 SYP	C NA 2500 SYP	
D 225 SYP 425 SYP	D 350 SYP 1300 SYP	
F 70000 SYP NA	F NA 85000 SYP	
Samlin		
B 8500 SYP NA		
C 350 SYP 4000 SYP		
D 420 SYP 3500 SYP		
F 75000 SYP NA		
Tabneh		
B 3000 SYP 2000 SYP		
C 350 SYP 4000 SYP		
D 300 SYP 3500 SYP		
F 75000 SYP NA		

Shelter

<p>Most common shelter</p> <ul style="list-style-type: none"> Independent apartment or house Shared apartment or house Unfinished apartment or house Tent Private space not for shelter Cave/natural shelter Collective public space not for shelter No IDPs No information <p>Min - Max: rent paid per room (where known)</p>	Qayta	Western Karim		
	NDPs	IDPs	NDPs	IDPs
	4000 - 6000 SYP		No info	
	Samlin			
	NDPs	IDPs		
	No info			
	Tabneh			
	NDPs	IDPs		
	No info			

Livelihoods

	Most common sources of income	Most common strategies used to cope with lack of income / resources
Qayta	Stable employment Daily employment Business/trade	Borrowing from family/friends
Samlin	Daily employment Farm owning Support from family/friends	Borrowing from family/friends Skipping meals Reducing meal size
Tabneh	Stable employment Farm owning Support from family/friends	Taking loans/buying on credit Borrowing from family/friends Skipping meals
Western Karim	Savings	Borrowing from family/friends High risk/illegal work Selling household assets

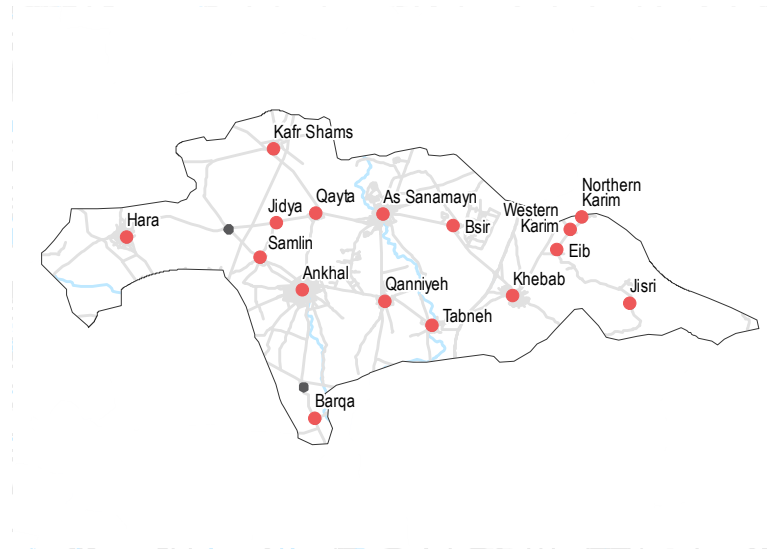
Qayta	Samlin	Western Karim
No lack of fuel	Cutting trees Burning furniture not in use Burning plastic	Burning furniture not in use Burning plastic
Tabneh		
No lack of fuel		

WASH

- Most common water source**
- Status of water source**
- Water is safe to drink
 - Water tastes/smells bad
 - People sick after drinking
 - No information
- Sufficiency of available water to meet household needs**
- Sufficient
 - Insufficient
 - No information
- Most common method of garbage disposal**

- Qayta**
- Closed well
 - Public free collection
- Samlin**
- Closed well
 - Public free collection
- Tabneh**
- Network
 - Public free collection
- Western Karim**
- Closed well
 - Buried / burned

• 16/17 communities assessed (12 communities are shown on the previous three factsheets): Qayta, Samlin, Tabneh, Western Karim



Food Security

Qayta

- Bread: 75 SYP
- Rice: 650 SYP
- Lentils: 425 SYP
- Sugar: 325 SYP
- Cooking oil: 750 SYP
- Shops
- No difficulties reported
- Private bakeries unavailable

Samlin

- Bread: no info
- Rice: 550 SYP
- Lentils: 400 SYP
- Sugar: 265 SYP
- Cooking oil: 700 SYP
- Private bakeries
- No difficulties reported
- 0

Tabneh

- Bread: 50 SYP
- Rice: 550 SYP
- Lentils: 400 SYP
- Sugar: 250 SYP
- Cooking oil: 700 SYP
- Public bakeries
- No difficulties reported
- 0

Western Karim

- Bread: no info
- Rice: 650 SYP
- Lentils: 400 SYP
- Sugar: 275 SYP
- Cooking oil: 675 SYP
- Distribution by others
- Flour too expensive
- Private bakeries unavailable

Main challenges to obtaining food

- No challenges
- Some foods unavailable
- Local production decreased
- Lack of access to markets
- Some foods expensive
- Lack of resources to buy food
- Lack of access to fuel
- Cooking fuel unavailable
- No information

Bread (public): 1 pack
 Rice: 1kg
 Lentils: 1kg
 Sugar: 1kg
 Cooking oil: 1 litre

Access to bread

- Most common source of bread

- Most common barriers to accessing bread
- Number of days, per month, where bread from private bakeries was unavailable

Education

- Status of primary schools in village**
- Functioning
 - Not functioning
 - Not available
 - No information
- Barriers to accessing education services**

- Tabneh**
- Most children accessed education
- Western Karim**
- Most children accessed education

Qayta

Most children accessed education

Samlin

Most children accessed education

Health

- Most common health problems
- Most common barriers to accessing healthcare

Community	Most common health problems	Most common barriers to accessing healthcare
Qayta	Chronic diseases Pregnancy related diseases Severe diseases affecting those aged less than 5	No difficulties reported
Samlin	Communicable diseases Chronic diseases Acute respiratory infections	No difficulties reported
Tabneh	Communicable diseases Chronic diseases Acute respiratory infections	No difficulties reported
Western Karim	Chronic diseases Maternal health issues Acute respiratory infections	Lack of transportation Old age Disability/Injuries/Illness

Busra Esh Sham 1/2, Dar'a Governorate

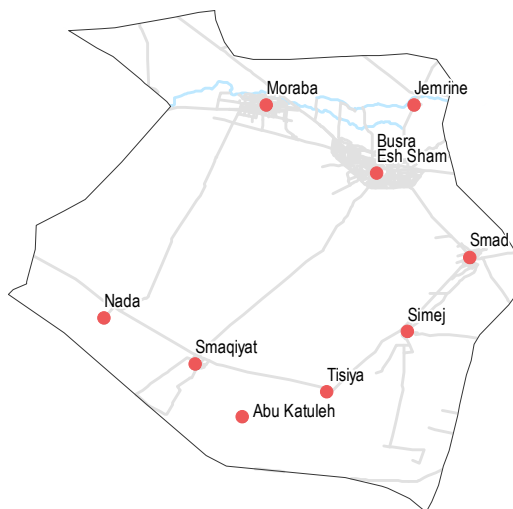
December 2017

Displacement

- % of pre-conflict population remaining
- % of population that are female
- % of female-headed households
- IDPs living in village
- New IDP arrivals
- Returnees

Community	% of pre-conflict population remaining	% of population that are female	% of female-headed households	IDPs living in village	New IDP arrivals	Returnees
Abu Katuleh	51-75%	51-75%	1-25%	Yes	No	No
Busra Esh Sham	51-75%	51-75%	26-50%	Yes	No	Yes
Jemrine	51-75%	51-75%	1-25%	Yes	No	No
Moraba	76-100%	51-75%	1-25%	Yes	No	No
Nada	76-100%	51-75%	1-25%	Yes	No	No

• 9/9 communities assessed (4 communities are shown on the next factsheet): Abu Katuleh, Busra Esh Sham, Jemrine, Moraba, Nada



Shelter

- Independent apartment or house
- Shared apartment or house
- Unfinished apartment or house
- Tent
- Private space not for shelter
- Cave/natural shelter
- Collective public space not for shelter
- No IDPs
- No information
- Min - Max: rent paid per room (where known)

Community	Most common shelter	NDPs	IDPs
Abu Katuleh	Independent apartment or house	No info	No info
Moraba	Independent apartment or house	2000 - 2500 SYP	No info
Busra Esh Sham	Independent apartment or house	1500 - 2000 SYP	No info
Nada	Independent apartment or house	No info	No info
Jemrine	Independent apartment or house	No info	No info

Livelihoods

Most common sources of income

Most common strategies used to cope with lack of income / resources

Community	Most common sources of income	Most common strategies used to cope with lack of income / resources
Abu Katuleh	Daily employment Business/trade Support from family/friends	Children sent to work/beg Borrowing from family/friends Selling household assets
Busra Esh Sham	Stable employment Daily employment Business/trade	No info
Jemrine	Daily employment High risk/illegal work	High risk/illegal work Selling household assets
Moraba	Stable employment Daily employment Business/trade	No info
Nada	Daily employment Business/trade Support from family/friends	Children sent to work/beg Borrowing from family/friends Selling household assets

NFIs

Community	Electricity source	Fuel Prices (SYP)*	NFI Prices (SYP)*
Abu Katuleh	B 8000 SYP C NA D 425 SYP F NA	B 8000 SYP C NA D 450 SYP F 85000 SYP	B 7800 SYP C NA D 400 SYP F NA
Moraba	B 8000 SYP C 400 SYP D 450 SYP F 85000 SYP	B 8000 SYP C NA D 425 SYP F NA	B 8000 SYP C NA D 2500 SYP F NA
Busra Esh Sham	B 8000 SYP C 400 SYP D 450 SYP F 85000 SYP	B 8000 SYP C NA D 425 SYP F NA	B 8000 SYP C NA D 425 SYP F NA
Nada	B 8000 SYP C 400 SYP D 450 SYP F 85000 SYP	B 8000 SYP C NA D 425 SYP F NA	B 8000 SYP C NA D 425 SYP F NA
Jemrine	B 8000 SYP C 400 SYP D 450 SYP F 85000 SYP	B 8000 SYP C NA D 425 SYP F NA	B 8000 SYP C NA D 425 SYP F NA

- Most common electricity source
- Main network
- Generator
- No source
- Solar alternative
- No information
- Fuel Prices (SYP)*
- B** Butane (cannister)
- C** Coal (1kg)
- D** Diesel (1 litre)
- F** Firewood (1 tonne)
- NFI Prices (SYP)*
- Cement (50kg)
- Floor mat (3*4m)
- Plastic tarpaulin (1m²)
- Tent (5 persons)
- NA: not available for purchase

Most common strategies used to cope with a lack of fuel

Community	Most common strategies used to cope with a lack of fuel
Abu Katuleh	Cutting trees Burning productive assets Burning plastic
Busra Esh Sham	Cutting trees Burning furniture not in use Burning plastic
Moraba	Cutting trees Burning furniture not in use Burning plastic
Jemrine	Cutting trees Burning clothes Burning waste
Nada	Cutting trees Burning productive assets Burning plastic

WASH

- Most common water source**
- Status of water source**
- Water is safe to drink
 - Water tastes/smells bad
 - People sick after drinking
 - No information
- Sufficiency of available water to meet household needs**
- Sufficient
 - Insufficient
 - No information
- Most common method of garbage disposal**

Abu Katuleh

Water trucking

Buried / burned

Busra Esh Sham

Closed well

Private paid collection

Jemrine

Closed well

Buried / burned

Moraba

Closed well

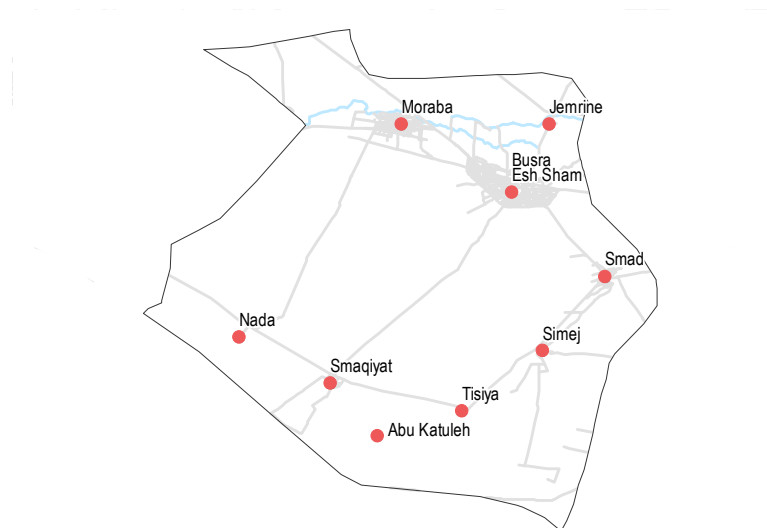
Private paid collection

Nada

Water trucking

Buried / burned

- 9/9 communities assessed (4 communities are shown on the next factsheet): Abu Katuleh, Busra Esh Sham, Jemrine, Moraba, Nada



Education

- Status of primary schools in village**
- Functioning
 - Not functioning
 - Not available
 - No information
- Barriers to accessing education services**

Jemrine

Most children accessed education

Moraba

Most children accessed education

Abu Katuleh

Most children accessed education

Busra Esh Sham

Most children accessed education

Nada

Most children accessed education

Health

Most common health problems

Most common barriers to accessing healthcare

Abu Katuleh

Communicable diseases
Chronic diseases
Acute respiratory infections

No facilities in the area
High cost of transportation
Lack of transportation

Busra Esh Sham

Acute respiratory infections

High cost of transportation

Jemrine

Chronic diseases
Maternal health issues
Acute respiratory infections

High cost of transportation
Disability/Injuries/Illness

Moraba

Acute respiratory infections

No difficulties reported

Nada

Communicable diseases
Chronic diseases
Acute respiratory infections

No facilities in the area
High cost of transportation
Lack of transportation

Food Security

Abu Katuleh

Bread: no info
Rice: no info
Lentils: no info
Sugar: no info
Cooking oil: no info

Bread is not available in the village

No difficulties reported

Private bakeries unavailable

Busra Esh Sham

Bread: no info
Rice: 700 SYP
Lentils: 400 SYP
Sugar: 300 SYP
Cooking oil: 700 SYP

Shops

No difficulties reported

1 to 10

Jemrine

Bread: 100 SYP
Rice: 600 SYP
Lentils: 400 SYP
Sugar: 275 SYP
Cooking oil: 650 SYP

Distribution by others

Flour too expensive

Private bakeries unavailable

Moraba

Bread: no info
Rice: 700 SYP
Lentils: 400 SYP
Sugar: 300 SYP
Cooking oil: 700 SYP

Shops

No difficulties reported

Private bakeries unavailable

Nada

Bread: 125 SYP
Rice: 600 SYP
Lentils: no info
Sugar: 300 SYP
Cooking oil: 800 SYP

Public bakeries

No difficulties reported

Private bakeries unavailable

Main challenges to obtaining food

- No challenges
- Some foods unavailable
- Local production decreased
- Lack of access to markets
- Some foods expensive
- Lack of resources to buy food
- Lack of access to fuel
- Cooking fuel unavailable
- No information

Bread (public): 1 pack
Rice: 1kg
Lentils: 1kg
Sugar: 1kg
Cooking oil: 1 litre

Access to bread

Most common source of bread

Most common barriers to accessing bread

Number of days, per month, where bread from private bakeries was unavailable

Busra Esh Sham 2/2, Dar'a Governorate

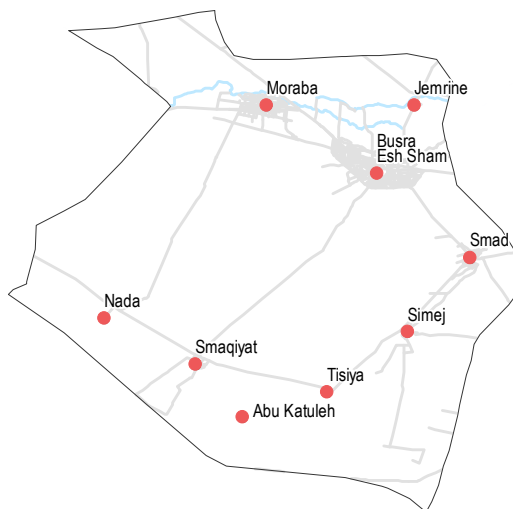
December 2017

Displacement

- % of pre-conflict population remaining
- % of population that are female
- % of female-headed households
- IDPs living in village
- New IDP arrivals
- Returnees

Community	% of pre-conflict population remaining	% of population that are female	% of female-headed households	IDPs living in village	New IDP arrivals	Returnees
Simej	76-100%	51-75%	1-25%	Yes	No	No
Smad	51-75%	1-25%	26-50%	Yes	No	No
Smaqiyat	76-100%	51-75%	1-25%	Yes	No	No
Tisiya	1-25%	51-75%	1-25%	Yes	No	No

• 9/9 communities assessed (5 communities are shown on the previous factsheet): Simej, Smad, Smaqiyat, Tisiya



Shelter

- Independent apartment or house
- Shared apartment or house
- Unfinished apartment or house
- Tent
- Private space not for shelter
- Cave/natural shelter
- Collective public space not for shelter
- No IDPs
- No information
- Min - Max: rent paid per room (where known)

Community	NDPs	IDPs
Simej		
Smad		
Smaqiyat		
Tisiya	No info	

Livelihoods

- Most common sources of income
- Most common strategies used to cope with lack of income / resources

Community	Most common sources of income	Most common strategies used to cope with lack of income / resources
Simej	Daily employment Business/trade Support from family/friends	Children sent to work/beg Borrowing from family/friends
Smad	Stable employment Daily employment Business/trade	No info
Smaqiyat	High risk/illegal work Business/trade Support from family/friends	Children sent to work/beg Borrowing from family/friends High risk/illegal work
Tisiya	High risk/illegal work Business/trade Support from family/friends	Children sent to work/beg Borrowing from family/friends

NFIs

Community	Electricity source	Fuel Prices (SYP)*	NFI Prices (SYP)*
Simej	B 8000 SYP C NA D 400 SYP F NA	B 8000 SYP C NA D 400 SYP F NA	B 2700 SYP C NA D 450 SYP F 85000 SYP
Tisiya	B 7500 SYP C NA D 400 SYP F NA	B 2700 SYP C NA D 400 SYP F NA	B 2700 SYP C NA D 350 SYP F NA
Smad			
Smaqiyat			

- Most common electricity source
- Main network
- Generator
- No source
- Solar alternative
- No information
- Fuel Prices (SYP)*
- B Butane (cannister)
- C Coal (1kg)
- D Diesel (1 litre)
- F Firewood (1 tonne)
- NFI Prices (SYP)*
- Cement (50kg)
- Floor mat (3*4m)
- Plastic tarpaulin (1m²)
- Tent (5 persons)
- NA: not available for purchase

- Most common strategies used to cope with a lack of fuel

WASH

- Most common water source**
- Status of water source**
- Water is safe to drink
 - Water tastes/smells bad
 - People sick after drinking
 - No information
- Sufficiency of available water to meet household needs**
- Sufficient
 - Insufficient
 - No information
- Most common method of garbage disposal**

Simej

Water trucking

Buried / burned

Smad

Closed well

Private paid collection

Smaqiyat

Water trucking

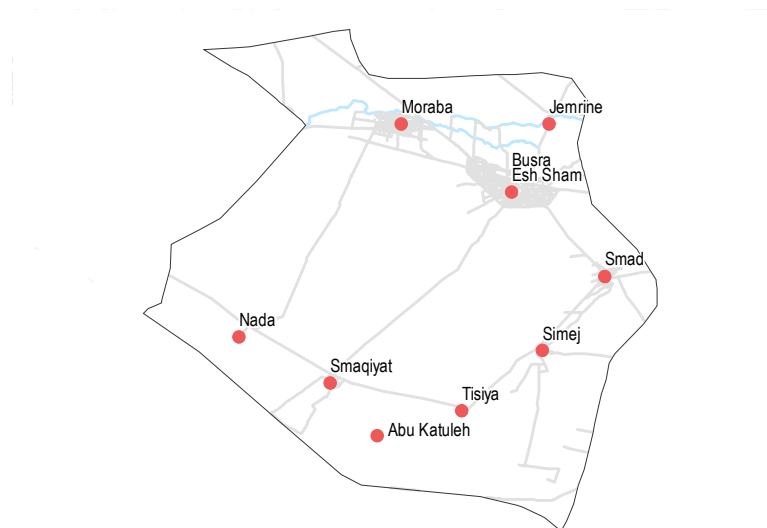
Buried / burned

Tisiya

Water trucking

Buried / burned

9/9 communities assessed (5 communities are shown on the previous factsheet): Simej, Smad, Smaqiyat, Tisiya



Education

- Status of primary schools in village**
- Functioning
 - Not functioning
 - Not available
 - No information
- Barriers to accessing education services**

Smaqiyat

Some facilities destroyed
Lack of teaching staff

Tisiya

Lack of teaching staff
Lack of school supplies

Simej

Most children accessed education

Smad

Most children accessed education

Health

Most common health problems

Most common barriers to accessing healthcare

Simej

Communicable diseases
Chronic diseases
Acute respiratory infections

No facilities in the area
High cost of transportation
Lack of transportation

Smad

Acute respiratory infections

No facilities in the area

Smaqiyat

Communicable diseases
Chronic diseases
Acute respiratory infections

No difficulties reported

Tisiya

Communicable diseases
Chronic diseases
Acute respiratory infections

No facilities in the area
High cost of transportation
Lack of transportation

Food Security

Simej

Bread: 135 SYP
Rice: 550 SYP
Lentils: no info
Sugar: 300 SYP
Cooking oil: 800 SYP

Bread is not available in the village

No difficulties reported

Private bakeries unavailable

Smad

Bread: no info
Rice: 700 SYP
Lentils: 400 SYP
Sugar: 300 SYP
Cooking oil: 700 SYP

Shops

No difficulties reported

Private bakeries unavailable

Smaqiyat

Bread: 125 SYP
Rice: 800 SYP
Lentils: no info
Sugar: 300 SYP
Cooking oil: 800 SYP

Bread is not available in the village

No difficulties reported

Private bakeries unavailable

Tisiya

Bread: no info
Rice: no info
Lentils: no info
Sugar: no info
Cooking oil: no info

Bread is not available in the village

No difficulties reported

Private bakeries unavailable

Main challenges to obtaining food

- No challenges
- Some foods unavailable
- Local production decreased
- Lack of access to markets
- Some foods expensive
- Lack of resources to buy food
- Lack of access to fuel
- Cooking fuel unavailable
- No information

Bread (public): 1 pack
Rice: 1kg
Lentils: 1kg
Sugar: 1kg
Cooking oil: 1 litre

Access to bread

Most common source of bread

Most common barriers to accessing bread

Number of days, per month, where bread from private bakeries was unavailable

Da'el, Dar'a Governorate

December 2017

Displacement

- % of pre-conflict population remaining
- % of population that are female
- % of female-headed households
- IDPs living in village
- New IDP arrivals
- Returnees

Abtaa		
76-100%	51-75%	1-25%
Yes	Yes	No
Da'el		
51-75%	26-50%	1-25%
Yes	Yes	No

• 2/2 communities assessed : Abtaa, Da'el



Shelter

- Independent apartment or house
 - Shared apartment or house
 - Unfinished apartment or house
 - Tent
 - Private space not for shelter
 - Cave/natural shelter
 - Collective public space not for shelter
 - No IDPs
 - No information
- Min - Max: rent paid per room (where known)

Abtaa	
NDPs	IDPs
No info	
Da'el	
NDPs	IDPs
2000 - 2500 SYP	

Livelihoods

Most common sources of income

Most common strategies used to cope with lack of income / resources

Abtaa

Stable employment
Daily employment
Business/trade

Children sent to work/beg
Borrowing from family/friends

Da'el

Stable employment
Daily employment
Business/trade

Children sent to work/beg
Borrowing from family/friends

NFIs

Abtaa

B 8100 SYP	2550 SYP
C 350 SYP	8000 SYP
D 380 SYP	1200 SYP
F 86000 SYP	66000 SYP

Da'el

B 8000 SYP	2600 SYP
C 350 SYP	8200 SYP
D 380 SYP	1100 SYP
F 90000 SYP	67000 SYP

Most common electricity source

- Main network
- Generator
- No source
- Solar alternative
- No information

Fuel Prices (SYP)*

- B** Butane (cannister)
- C** Coal (1kg)
- D** Diesel (1 litre)
- F** Firewood (1 tonne)

NFI Prices (SYP)*

- Cement (50kg)
- Floor mat (3*4m)
- Plastic tarpaulin (1m²)
- Tent (5 persons)

NA: not available for purchase

Abtaa

No lack of fuel

Da'el

No lack of fuel

Most common strategies used to cope with a lack of fuel

WASH

Most common water source

Status of water source

Water is safe to drink

Water tastes/smells bad

People sick after drinking

No information

Sufficiency of available water to meet household needs

Sufficient

Insufficient

No information

Most common method of garbage disposal

Abtaa

Network

Private paid collection

Da'el

Water trucking

Private paid collection

• 2/2 communities assessed : Abtaa, Da'el



Food Security

Abtaa



Bread: no info
Rice: 500 SYP
Lentils: 300 SYP
Sugar: 250 SYP
Cooking oil: 600 SYP

Private bakeries

No difficulties reported

0

Da'el



Bread: no info
Rice: 500 SYP
Lentils: 300 SYP
Sugar: 250 SYP
Cooking oil: 600 SYP

Private bakeries

No difficulties reported

0

Main challenges to obtaining food

No challenges

Some foods unavailable

Local production decreased

Lack of access to markets

Some foods expensive

Lack of resources to buy food

Lack of access to fuel

Cooking fuel unavailable

No information

Bread (public): 1 pack

Rice: 1kg

Lentils: 1kg

Sugar: 1kg

Cooking oil: 1 litre

Access to bread

Most common source of bread

Most common barriers to accessing bread

Number of days, per month, where bread from private bakeries was unavailable

Education

Status of primary schools in village

Functioning

Not functioning

Not available

No information

Barriers to accessing education services

Abtaa

Most children accessed education

Da'el

Most children accessed education

Health

Most common health problems

Most common barriers to accessing healthcare

Abtaa

Disabilities
Maternal health issues
Severe diseases affecting those aged less than 5

No difficulties reported

Da'el

Disabilities
Pregnancy related diseases
Severe diseases affecting those aged less than 5

No difficulties reported

Dar'a 1/2, Dar'a Governorate

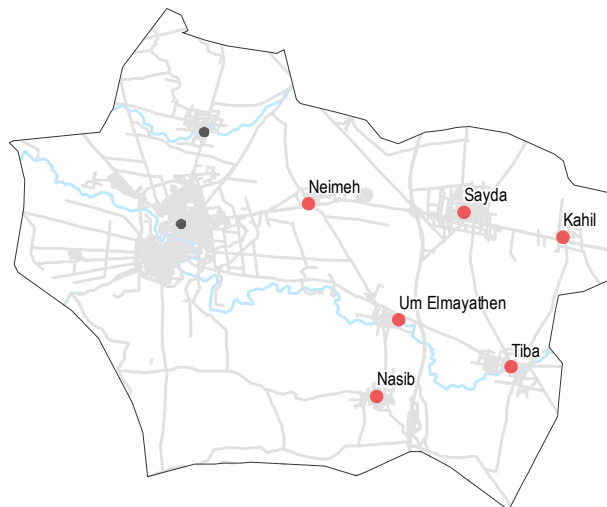
December 2017

Displacement

- % of pre-conflict population remaining
- % of population that are female
- % of female-headed households
- IDPs living in village
- New IDP arrivals
- Returnees

Kahil		Nasib		Neimeh	
51-75%	51-75%	76-100%	51-75%	26-50%	26-50%
Yes	No	Yes	No	Yes	No
1-25%	No	1-25%	No	1-25%	No

• 6/8 communities assessed (3 communities are shown on the next factsheet): Kahil, Nasib, Neimeh



Shelter

- Independent apartment or house
- Shared apartment or house
- Unfinished apartment or house
- Tent
- Private space not for shelter
- Cave/natural shelter
- Collective public space not for shelter
- No IDPs
- No information
- Min - Max: rent paid per room (where known)

Kahil		Nasib		Neimeh	
NDPs	IDPs	NDPs	IDPs	NDPs	IDPs
10000	15000 SYP	9500	10000 SYP	No info	No info

Livelihoods

Most common sources of income

Most common strategies used to cope with lack of income / resources

Community	Most common sources of income	Most common strategies used to cope with lack of income / resources
Kahil	Stable employment Farm owning Remittances	Reducing meal size
Nasib	Stable employment Daily employment Business/trade	Children sent to work/beg Borrowing from family/friends
Neimeh	Stable employment Business/trade Remittances	Borrowing from family/friends Reducing meal size

NFIs

Kahil

B 7900 SYP	2700 SYP
C 400 SYP	NA
D 400 SYP	500 SYP
F 80000 SYP	NA

Nasib

B 8000 SYP	2600 SYP
C 450 SYP	12000 SYP
D 430 SYP	4000 SYP
F 90000 SYP	NA

Neimeh

B 8000 SYP	NA
C 400 SYP	NA
D 400 SYP	NA
F 85000 SYP	NA

- Most common electricity source
- Main network
 - Generator
 - No source
 - Solar alternative
 - No information

- Fuel Prices (SYP)*
- B** Butane (cannister)
 - C** Coal (1kg)
 - D** Diesel (1 litre)
 - F** Firewood (1 tonne)

- NFI Prices (SYP)*
- Cement (50kg)
 - Floor mat (3*4m)
 - Plastic tarpaulin (1m²)
 - Tent (5 persons)
- NA: not available for purchase

Kahil
No lack of fuel

Nasib
No lack of fuel

Neimeh
Burning furniture not in use
Burning furniture in use
Burning plastic

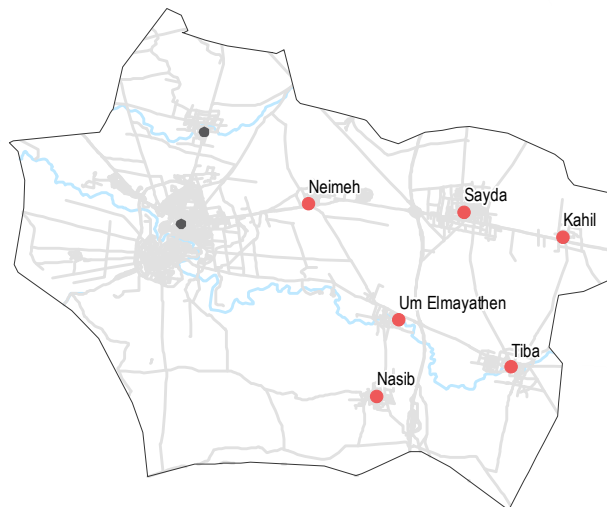
Most common strategies used to cope with a lack of fuel

WASH

- Most common water source**
- Status of water source**
- Water is safe to drink
 - Water tastes/smells bad
 - People sick after drinking
 - No information
- Sufficiency of available water to meet household needs**
- Sufficient
 - Insufficient
 - No information
- Most common method of garbage disposal**

- Kahil**
- Network
 - Public free collection
- Nasib**
- Water trucking
 - Public free collection
- Neimeh**
- Water trucking
 - Public free collection

6/8 communities assessed (3 communities are shown on the next factsheet): Kahil, Nasib, Neimeh



Education

- Status of primary schools in village**
- Functioning
 - Not functioning
 - Not available
 - No information
- Barriers to accessing education services**

- Neimeh**
- Most children accessed education

- Kahil**
- Most children accessed education

- Nasib**
- Most children accessed education

Health

- Most common health problems
- Most common barriers to accessing healthcare

Community	Most common health problems	Most common barriers to accessing healthcare
Kahil	Communicable diseases Acute respiratory infections	No difficulties reported
Nasib	Disabilities Chronic diseases Acute respiratory infections	No difficulties reported
Neimeh	Disabilities Communicable diseases Acute respiratory infections	No difficulties reported

Food Security

Kahil

- Private bakeries
 - No difficulties reported
- Bread: no info
Rice: 550 SYP
Lentils: 275 SYP
Sugar: 275 SYP
Cooking oil: 700 SYP

Nasib

- Shops
 - No difficulties reported
- Bread: 200 SYP
Rice: 600 SYP
Lentils: 400 SYP
Sugar: 250 SYP
Cooking oil: 900 SYP

Neimeh

- Private bakeries
 - No difficulties reported
- Bread: no info
Rice: 550 SYP
Lentils: 250 SYP
Sugar: 275 SYP
Cooking oil: 700 SYP

Main challenges to obtaining food

- No challenges
- Some foods unavailable
- Local production decreased
- Lack of access to markets
- Some foods expensive
- Lack of resources to buy food
- Lack of access to fuel
- Cooking fuel unavailable
- No information
- Bread (public): 1 pack
- Rice: 1kg
- Lentils: 1kg
- Sugar: 1kg
- Cooking oil: 1 litre
- Access to bread
- Most common source of bread
- Most common barriers to accessing bread
- Number of days, per month, where bread from private bakeries was unavailable

Dar'a 2/2, Dar'a Governorate

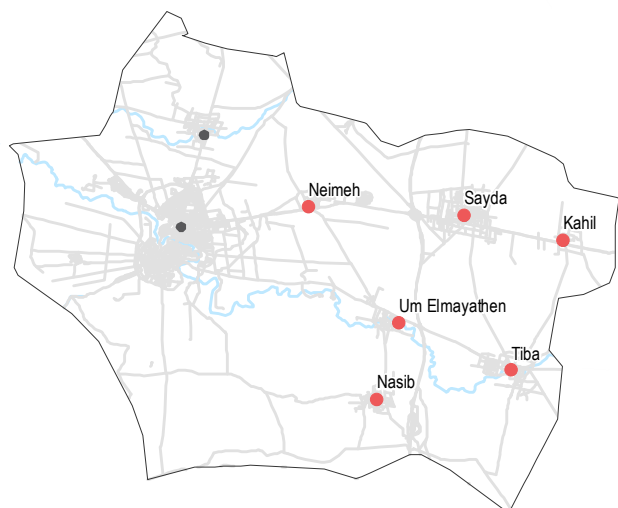
December 2017

Displacement

- % of pre-conflict population remaining
- % of population that are female
- % of female-headed households
- IDPs living in village
- New IDP arrivals
- Returnees

Sayda					
26-50%	26-50%	1-25%	Yes	No	No
Tiba					
51-75%	51-75%	1-25%	Yes	No	No
Um Elmayathen					
76-100%	51-75%	1-25%	Yes	No	No

• 6/8 communities assessed (3 communities are shown on the previous factsheet): Sayda, Tiba, Um Elmayathen



Shelter

- Independent apartment or house
- Shared apartment or house
- Unfinished apartment or house
- Tent
- Private space not for shelter
- Cave/natural shelter
- Collective public space not for shelter
- No IDPs
- No information
- Min - Max: rent paid per room (where known)

Sayda	
NDPs	IDPs
2500 - 3000 SYP	
Tiba	
NDPs	IDPs
15000 - 20000 SYP	
Um Elmayathen	
NDPs	IDPs
8000 - 9000 SYP	

Livelihoods

Most common sources of income

Most common strategies used to cope with lack of income / resources

Sayda	Stable employment Daily employment Business/trade	Children sent to work/beg Taking loans/buying on credit Borrowing from family/friends
Tiba	Stable employment Daily employment Business/trade	Children sent to work/beg Borrowing from family/friends Selling household assets
Um Elmayathen	Stable employment Daily employment Business/trade	Children sent to work/beg Borrowing from family/friends

NFIs

Sayda

B 7500 SYP	2700 SYP
C 350 SYP	8000 SYP
D 380 SYP	1200 SYP
F 95000 SYP	65000 SYP

Tiba

B 8000 SYP	2800 SYP
C 500 SYP	13000 SYP
D 425 SYP	4500 SYP
F 95000 SYP	NA

Um Elmayathen

B 8000 SYP	2750 SYP
C 450 SYP	12000 SYP
D 425 SYP	4500 SYP
F 90000 SYP	NA

- Most common electricity source
- Main network
 - Generator
 - No source
 - Solar alternative
 - No information

- Fuel Prices (SYP)*
- B** Butane (cannister)
 - C** Coal (1kg)
 - D** Diesel (1 litre)
 - F** Firewood (1 tonne)

- NFI Prices (SYP)*
- Cement (50kg)
 - Floor mat (3*4m)
 - Plastic tarpaulin (1m²)
 - Tent (5 persons)
 - NA: not available for purchase

Sayda
No lack of fuel

Tiba
No lack of fuel

Um Elmayathen
No lack of fuel

Most common strategies used to cope with a lack of fuel

WASH

- Most common water source**
- Status of water source**
- Water is safe to drink
 - Water tastes/smells bad
 - People sick after drinking
 - No information
- Sufficiency of available water to meet household needs**
- Sufficient
 - Insufficient
 - No information
- Most common method of garbage disposal**

Sayda

- Water trucking
- Private paid collection

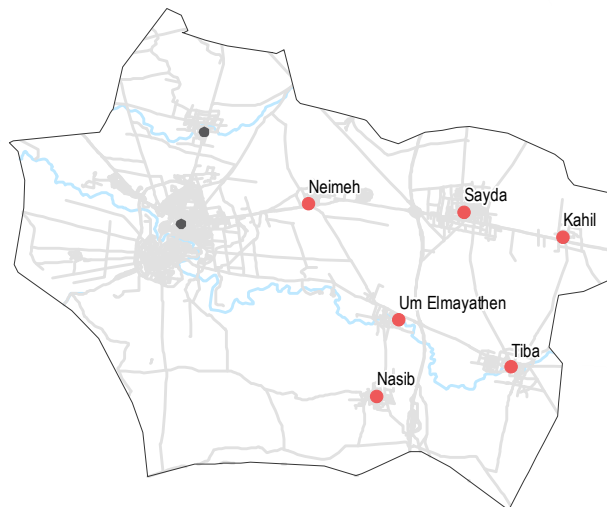
Tiba

- Water trucking
- Public free collection

Um Elmayathen

- Closed well
- Public free collection

• 6/8 communities assessed (3 communities are shown on the previous factsheet): Sayda, Tiba, Um Elmayathen



Education

- Status of primary schools in village**
- Functioning
 - Not functioning
 - Not available
 - No information
- Barriers to accessing education services**

Um Elmayathen

Most children accessed education

Sayda

Most children accessed education

Tiba

Services are too far
No spaces available

Health

Most common health problems

Most common barriers to accessing healthcare

Sayda

Disabilities
Maternal health issues
Severe diseases affecting those aged less than 5

No difficulties reported

Tiba

Diarrhoea
Chronic diseases
Fever

No difficulties reported

Um Elmayathen

Chronic diseases
Acute respiratory infections
Fever

No facilities in the area

Food Security

Sayda

- Private bakeries
 - No difficulties reported
 - 0
- Bread: no info
Rice: 500 SYP
Lentils: 300 SYP
Sugar: 250 SYP
Cooking oil: 600 SYP

Tiba

- Shops
 - No difficulties reported
 - 0
- Bread: no info
Rice: 600 SYP
Lentils: 300 SYP
Sugar: 250 SYP
Cooking oil: 800 SYP

Um Elmayathen

- Shops
 - No difficulties reported
 - 0
- Bread: no info
Rice: 600 SYP
Lentils: 300 SYP
Sugar: 260 SYP
Cooking oil: 800 SYP

Main challenges to obtaining food

- No challenges
- Some foods unavailable
- Local production decreased
- Lack of access to markets
- Some foods expensive
- Lack of resources to buy food
- Lack of access to fuel
- Cooking fuel unavailable
- No information

Bread (public): 1 pack
Rice: 1kg
Lentils: 1kg
Sugar: 1kg
Cooking oil: 1 litre

Access to bread

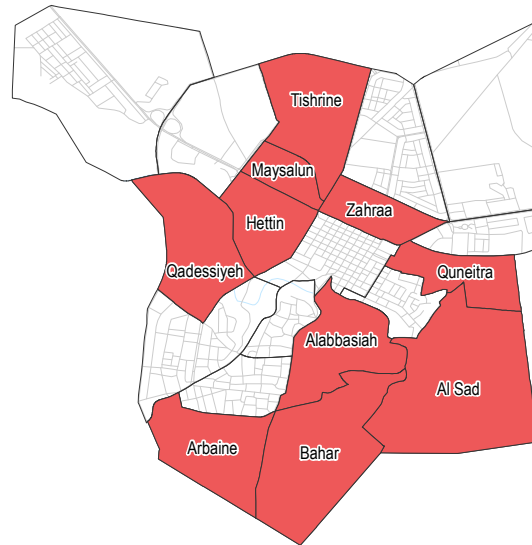
- Most common source of bread
- Most common barriers to accessing bread
- Number of days, per month, where bread from private bakeries was unavailable

Displacement

- % of pre-conflict population remaining
- % of population that are female
- % of female-headed households
- IDPs living in village
- New IDP arrivals
- Returnees

Sub-district	% of pre-conflict population remaining	% of population that are female	% of female-headed households	IDPs living in village	New IDP arrivals	Returnees
Al Sad	1-25%	26-50%	1-25%	Yes	No	No
Alabbasiah	26-50%	26-50%	1-25%	Yes	No	No
Arbaine	1-25%	1-25%	1-25%	Yes	No	No
Bahar	1-25%	26-50%	1-25%	Yes	No	Yes
Hettin	26-50%	26-50%	1-25%	Yes	No	No

• 10/20 neighbourhoods assessed (5 neighbourhoods are shown on the next factsheet): Al Sad, Alabbasiah, Arbaine, Bahar, Hettin



Shelter

- Independent apartment or house
- Shared apartment or house
- Unfinished apartment or house
- Tent
- Private space not for shelter
- Cave/natural shelter
- Collective public space not for shelter
- No IDPs
- No information
- Min - Max: rent paid per room (where known)

Sub-district	NDPs	IDPs
Al Sad		
Alabbasiah		
Arbaine		
Bahar	No info	No info
Hettin		

Livelihoods

- Most common sources of income
- Most common strategies used to cope with lack of income / resources

Sub-district	Most common sources of income	Most common strategies used to cope with lack of income / resources
Al Sad	Stable employment Business/trade Remittances	Borrowing from family/friends Reducing meal size
Alabbasiah	Stable employment Support from family/friends Remittances	Borrowing from family/friends Reducing meal size
Arbaine	High risk/illegal work Support from family/friends Remittances	Borrowing from family/friends Skipping meals
Bahar	Stable employment Daily employment Remittances	Borrowing from family/friends Reducing meal size
Hettin	Stable employment Daily employment Remittances	Reducing meal size

NFIs

Sub-district	B	C	D	F
Al Sad	8000 SYP	400 SYP	400 SYP	85000 SYP
Alabbasiah	8000 SYP	400 SYP	425 SYP	NA
Arbaine	8000 SYP	NA	420 SYP	NA
Bahar	8000 SYP	450 SYP	200 SYP	75000 SYP
Hettin	2700 SYP	400 SYP	200 SYP	NA

- Most common electricity source
 - Main network
 - Generator
 - No source
 - Solar alternative
 - No information
- Fuel Prices (SYP)*
 - B** Butane (cannister)
 - C** Coal (1kg)
 - D** Diesel (1 litre)
 - F** Firewood (1 tonne)
- NFI Prices (SYP)*
 - Cement (50kg)
 - Floor mat (3*4m)
 - Plastic tarpaulin (1m²)
 - Tent (5 persons)
- NA: not available for purchase

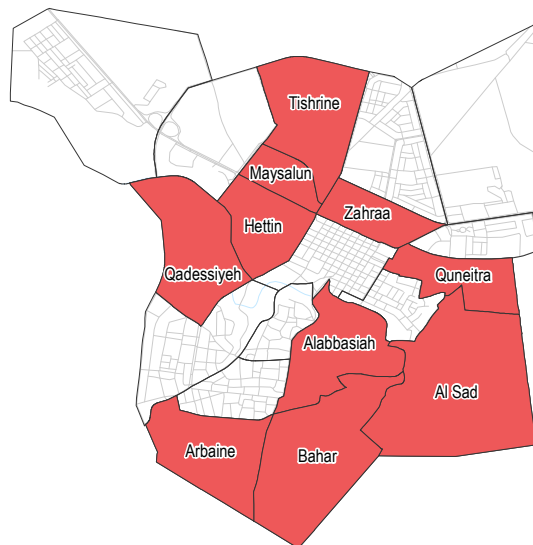
- Most common strategies used to cope with a lack of fuel
 - Burning furniture not in use
 - Burning furniture in use
 - Burning plastic

WASH

- Most common water source**
- Status of water source**
- Water is safe to drink
 - Water tastes/smells bad
 - People sick after drinking
 - No information
- Sufficiency of available water to meet household needs**
- Sufficient
 - Insufficient
 - No information
- Most common method of garbage disposal**

- Al Sad**
- Water trucking
 - Buried / burned
- Alabbasiah**
- Water trucking
 - Buried / burned
- Arbaine**
- Water trucking
 - Buried / burned
- Bahar**
- Water trucking
 - Buried / burned
- Hettin**
- Network
 - Public free collection

• 10/20 neighbourhoods assessed (5 neighbourhoods are shown on the next factsheet): Al Sad, Alabbasiah, Arbaine, Bahar, Hettin



Education

- Status of primary schools in village**
- Functioning
 - Not functioning
 - Not available
 - No information
- Barriers to accessing education services**

- Arbaine**
- Lack of teaching staff
 - Other
- Bahar**
- Some facilities destroyed
- Al Sad**
- Most children accessed education
- Hettin**
- Most children accessed education

- Alabbasiah**
- Most children accessed education

Health

- Most common health problems
- Most common barriers to accessing healthcare

Neighbourhood	Most common health problems	Most common barriers to accessing healthcare
Al Sad	Disabilities Communicable diseases Acute respiratory infections	No difficulties reported
Alabbasiah	Disabilities Communicable diseases Acute respiratory infections	No facilities in the area
Arbaine	Disabilities Communicable diseases Acute respiratory infections	No facilities in the area
Bahar	Disabilities Communicable diseases Acute respiratory infections	No difficulties reported
Hettin	Communicable diseases Acute respiratory infections	No difficulties reported

Food Security

- Al Sad**
- Bread: no info
 - Rice: 600 SYP
 - Lentils: 275 SYP
 - Sugar: 300 SYP
 - Cooking oil: 700 SYP
- Shops**
- Yeast not always available
 - Flour not always available
 - Wheat not always available
 - Private bakeries unavailable
- Alabbasiah**
- Bread: no info
 - Rice: 550 SYP
 - Lentils: 200 SYP
 - Sugar: 275 SYP
 - Cooking oil: 700 SYP
- Shops**
- Yeast not always available
 - Flour not always available
 - Wheat not always available
 - Private bakeries unavailable
- Arbaine**
- Bread: no info
 - Rice: no info
 - Lentils: no info
 - Sugar: no info
 - Cooking oil: no info
- Other**
- Yeast not always available
 - Flour not always available
 - Wheat not always available
 - Private bakeries unavailable
- Bahar**
- Bread: no info
 - Rice: 550 SYP
 - Lentils: 250 SYP
 - Sugar: 275 SYP
 - Cooking oil: 700 SYP
- Shops**
- Wheat not always available
 - Yeast not always available
 - High price of electricity/fuel
 - Private bakeries unavailable
- Hettin**
- Bread: 50 SYP
 - Rice: 550 SYP
 - Lentils: 200 SYP
 - Sugar: 275 SYP
 - Cooking oil: 700 SYP
- Public bakeries**
- No difficulties reported
 - Private bakeries unavailable

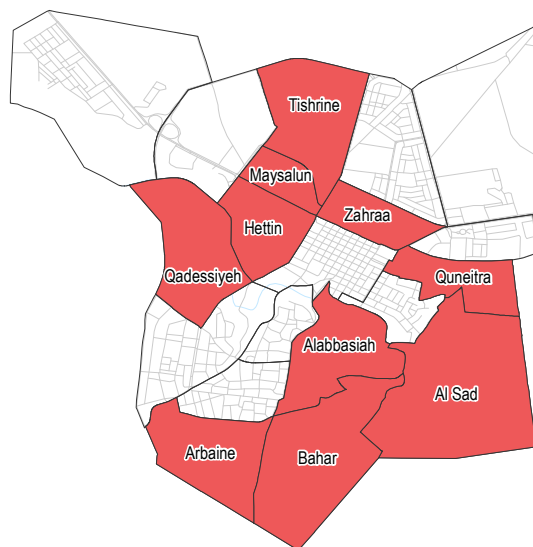
- Main challenges to obtaining food**
- No challenges
 - Some foods unavailable
 - Local production decreased
 - Lack of access to markets
 - Some foods expensive
 - Lack of resources to buy food
 - Lack of access to fuel
 - Cooking fuel unavailable
 - No information
- Bread (public): 1 pack**
- Rice: 1kg**
- Lentils: 1kg**
- Sugar: 1kg**
- Cooking oil: 1 litre**
- Access to bread**
- Most common source of bread
 - Most common barriers to accessing bread
 - Number of days, per month, where bread from private bakeries was unavailable

Displacement

- % of pre-conflict population remaining
- % of population that are female
- % of female-headed households
- IDPs living in village
- New IDP arrivals
- Returnees

Neighbourhood	% of pre-conflict population remaining	% of population that are female	% of female-headed households	IDPs living in village	New IDP arrivals	Returnees
Maysalun	26-50%	51-75%	1-25%	Yes	No	No
Qadessiyeh	1-25%	26-50%	1-25%	Yes	No	No
Quneitra	1-25%	1-25%	None	Yes	No	No
Tishrine	26-50%	51-75%	1-25%	Yes	No	No
Zahraa	1-25%	51-75%	1-25%	Yes	No	No

• 10/20 neighbourhoods assessed (5 neighbourhoods are shown on the previous factsheet): Maysalun, Qadessiyeh, Quneitra, Tishrine, Zahraa



Shelter

- Independent apartment or house
- Shared apartment or house
- Unfinished apartment or house
- Tent
- Private space not for shelter
- Cave/natural shelter
- Collective public space not for shelter
- No IDPs
- No information
- Min - Max: rent paid per room (where known)

Neighbourhood	Most common shelter	NDPs	IDPs
Maysalun	Independent apartment or house	5000 - 6000 SYP	
Tishrine	Shared apartment or house	3000 - 4000 SYP	
Qadessiyeh	Unfinished apartment or house	No info	
Zahraa	Tent	4000 - 5000 SYP	
Quneitra	Private space not for shelter	No info	

Livelihoods

- Most common sources of income
- Most common strategies used to cope with lack of income / resources

Neighbourhood	Most common sources of income	Most common strategies used to cope with lack of income / resources
Maysalun	Stable employment Daily employment Remittances	Reducing meal size
Qadessiyeh	Daily employment Support from family/friends Remittances	Borrowing from family/friends Reducing meal size
Quneitra	Daily employment High risk/illegal work	Borrowing from family/friends High risk/illegal work Reducing meal size
Tishrine	Stable employment Daily employment Remittances	Borrowing from family/friends Reducing meal size
Zahraa	Stable employment Daily employment Remittances	Borrowing from family/friends

NFIs

Neighbourhood	Butane (cannister)	Coal (1kg)	Diesel (1 litre)	Firewood (1 tonne)
Maysalun	B 2800 SYP	C 400 SYP	D 200 SYP	F 80000 SYP
Tishrine	B 2700 SYP	C 450 SYP	D 200 SYP	F 80000 SYP
Qadessiyeh	B 8000 SYP	C NA	D 425 SYP	F NA
Zahraa	B 2700 SYP	C 400 SYP	D 200 SYP	F 70000 SYP
Quneitra	B 8000 SYP	C NA	D 425 SYP	F NA

- Most common electricity source
- Main network
- Generator
- No source
- Solar alternative
- No information
- Fuel Prices (SYP)*
- B** Butane (cannister)
- C** Coal (1kg)
- D** Diesel (1 litre)
- F** Firewood (1 tonne)
- NFI Prices (SYP)*
- Cement (50kg)
- Floor mat (3*4m)
- Plastic tarpaulin (1m²)
- Tent (5 persons)
- NA: not available for purchase

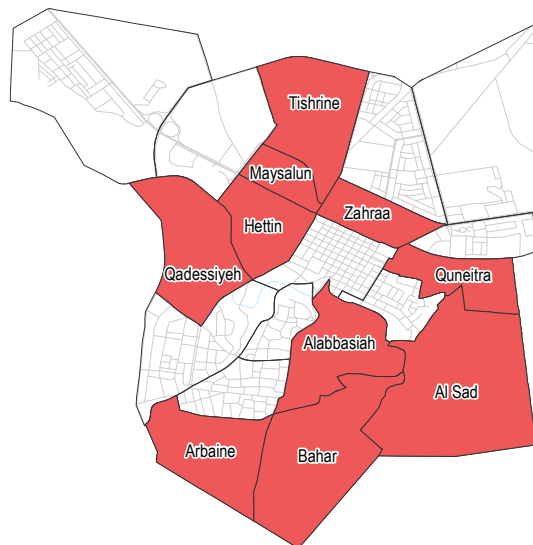
Neighbourhood	Most common strategies used to cope with a lack of fuel
Maysalun	No lack of fuel
Qadessiyeh	Burning furniture not in use Burning furniture in use Burning plastic
Tishrine	No lack of fuel
Quneitra	Burning furniture not in use Burning furniture in use Burning plastic
Zahraa	No lack of fuel

WASH

- Most common water source**
- Status of water source**
- Water is safe to drink
 - Water tastes/smells bad
 - People sick after drinking
 - No information
- Sufficiency of available water to meet household needs**
- Sufficient
 - Insufficient
 - No information
- Most common method of garbage disposal**

- Maysalun**
- Network
 - Public free collection
- Qadessiyeh**
- Water trucking
 - Buried / burned
- Quneitra**
- Water trucking
 - Buried / burned
- Tishrine**
- Network
 - Public free collection
- Zahraa**
- Network
 - Public free collection

• 10/20 neighbourhoods assessed (5 neighbourhoods are shown on the previous factsheet): Maysalun, Qadessiyeh, Quneitra, Tishrine, Zahraa



Education

- Status of primary schools in village**
- Functioning
 - Not functioning
 - Not available
 - No information
- Barriers to accessing education services**

- Quneitra**
Most children accessed education
- Tishrine**
Most children accessed education
- Zahraa**
Most children accessed education

Maysalun
Most children accessed education

Qadessiyeh
Some facilities destroyed

Health

- Most common health problems
- Most common barriers to accessing healthcare

Neighbourhood	Most common health problems	Most common barriers to accessing healthcare
Maysalun	Communicable diseases Acute respiratory infections	No difficulties reported
Qadessiyeh	Disabilities	No facilities in the area
Quneitra	Disabilities Communicable diseases Acute respiratory infections	No facilities in the area
Tishrine	Communicable diseases Acute respiratory infections	No difficulties reported
Zahraa	Communicable diseases Acute respiratory infections	No difficulties reported

Food Security

Maysalun

- Bread: 50 SYP
 - Rice: 550 SYP
 - Lentils: 250 SYP
 - Sugar: 275 SYP
 - Cooking oil: 700 SYP
- Public bakeries
 - No difficulties reported
 - Private bakeries unavailable

Qadessiyeh

- Bread: no info
 - Rice: 550 SYP
 - Lentils: 250 SYP
 - Sugar: 275 SYP
 - Cooking oil: 700 SYP
- Private bakeries
 - No difficulties reported
 - 1 to 10

Quneitra

- Bread: no info
 - Rice: 550 SYP
 - Lentils: no info
 - Sugar: 300 SYP
 - Cooking oil: 700 SYP
- Shops
 - Yeast not always available
 - Flour not always available
 - Wheat not always available
 - Private bakeries unavailable

Tishrine

- Bread: 50 SYP
 - Rice: 550 SYP
 - Lentils: 250 SYP
 - Sugar: 275 SYP
 - Cooking oil: 700 SYP
- Public bakeries
 - No difficulties reported
 - Private bakeries unavailable

Zahraa

- Bread: 50 SYP
 - Rice: 550 SYP
 - Lentils: 200 SYP
 - Sugar: 275 SYP
 - Cooking oil: 700 SYP
- Public bakeries
 - No difficulties reported
 - Private bakeries unavailable

Main challenges to obtaining food

- No challenges
- Some foods unavailable
- Local production decreased
- Lack of access to markets
- Some foods expensive
- Lack of resources to buy food
- Lack of access to fuel
- Cooking fuel unavailable
- No information

Bread (public): 1 pack
 Rice: 1kg
 Lentils: 1 kg
 Sugar: 1kg
 Cooking oil: 1 litre

Access to bread

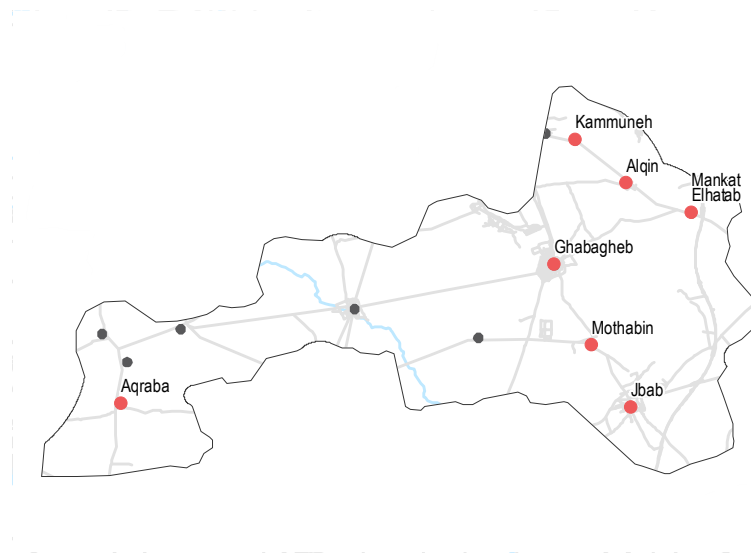
- Most common source of bread

- Most common barriers to accessing bread
- Number of days, per month, where bread from private bakeries was unavailable

Displacement

% of pre-conflict population remaining	1-25%	1-25%	1-25%
% of population that are female	Yes	No info	No
% of female-headed households	51-75%	51-75%	1-25%
IDPs living in village	Yes	No	Yes
New IDP arrivals	Yes	No	No
Returnees	Yes	No	No

• 7/13 communities assessed (3 communities are shown on the next factsheet): Alqin, Aqraba, Ghabagheb, Jbab



NFIs

Alqin	Jbab	<p>Most common electricity source</p> <ul style="list-style-type: none"> Main network Generator No source Solar alternative No information <p>Fuel Prices (SYP)*</p> <ul style="list-style-type: none"> B Butane (cannister) C Coal (1kg) D Diesel (1 litre) F Firewood (1 tonne) <p>NFI Prices (SYP)*</p> <ul style="list-style-type: none"> Cement (50kg) Floor mat (3*4m) Plastic tarpaulin (1m²) Tent (5 persons) <p>NA: not available for purchase</p>
B 3000 SYP NA	B 3300 SYP 2100 SYP	
C 350 SYP 4000 SYP	C 325 SYP 7600 SYP	
D 350 SYP 3500 SYP	D 220 SYP 1000 SYP	
F 75000 SYP NA	F 90000 SYP 21500 SYP	
Aqraba		
B 8000 SYP NA		
C 500 SYP 3800 SYP		
D 425 SYP 400 SYP		
F 70000 SYP NA		
Ghabagheb		
B 5000 SYP NA		
C 350 SYP 4000 SYP		
D 350 SYP 3500 SYP		
F 75000 SYP NA		

Shelter

<p>Most common shelter</p> <ul style="list-style-type: none"> Independent apartment or house Shared apartment or house Unfinished apartment or house Tent Private space not for shelter Cave/natural shelter Collective public space not for shelter No IDPs No information <p>Min - Max: rent paid per room (where known)</p>	Alqin	Jbab		
	NDPs	IDPs	NDPs	IDPs
	No info		2000 - 2500 SYP	
	Aqraba			
	NDPs	IDPs		
No info				
Ghabagheb				
NDPs	IDPs			
5000 - 10000 SYP				

Livelihoods

	Most common sources of income	Most common strategies used to cope with lack of income / resources
Alqin	Stable employment Farm owning Support from family/friends	Borrowing from family/friends Skipping meals Reducing meal size
Aqraba	Daily employment Business/trade	Children sent to work/beg Borrowing from family/friends
Ghabagheb	Stable employment Daily employment Support from family/friends	Borrowing from family/friends Skipping meals Reducing meal size
Jbab	Stable employment Daily employment Business/trade	Children sent to work/beg Borrowing from family/friends

Alqin
No lack of fuel

Aqraba
Burning productive assets

Ghabagheb
Cutting trees
Burning furniture not in use
Burning plastic

Most common strategies used to cope with a lack of fuel

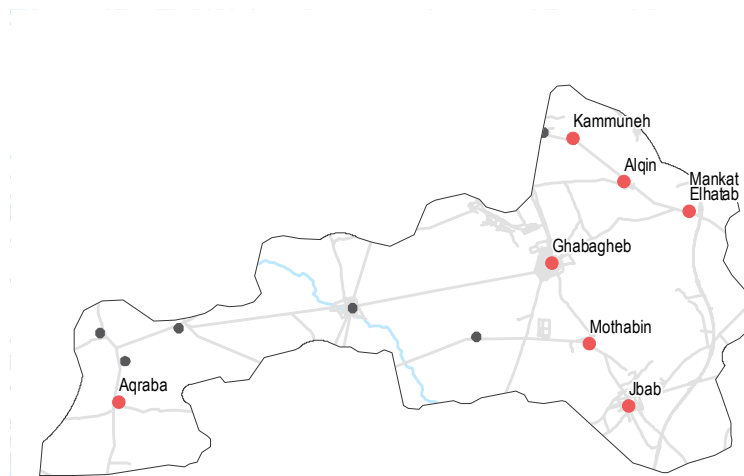
Jbab
No lack of fuel

WASH

- Most common water source**
- Status of water source**
- Water is safe to drink
 - Water tastes/smells bad
 - People sick after drinking
 - No information
- Sufficiency of available water to meet household needs**
- Sufficient
 - Insufficient
 - No information
- Most common method of garbage disposal**

- Alqin**
- Network
 - Public free collection
- Aqraba**
- Closed well
 - Buried / burned
- Ghabagheb**
- Network
 - Public free collection
- Jbab**
- Network
 - Private paid collection

• 7/13 communities assessed (3 communities are shown on the next factsheet): Alqin, Aqraba, Ghabagheb, Jbab



Education

- Status of primary schools in village**
- Functioning
 - Not functioning
 - Not available
 - No information
- Barriers to accessing education services**
- Alqin**
- Most children accessed education
- Aqraba**
- Most children accessed education

- Ghabagheb**
- Most children accessed education
- Jbab**
- Most children accessed education

Health

	Most common health problems	Most common barriers to accessing healthcare
Alqin	Communicable diseases Chronic diseases Acute respiratory infections	No difficulties reported
Aqraba	Chronic diseases Pregnancy related diseases Severe diseases affecting those aged less than 5	No facilities in the area
Ghabagheb	Communicable diseases Chronic diseases Acute respiratory infections	Security concerns around travel High cost of transportation Family not permitting travel
Jbab	Disabilities Maternal health issues Severe diseases affecting those aged less than 5	No difficulties reported

Food Security

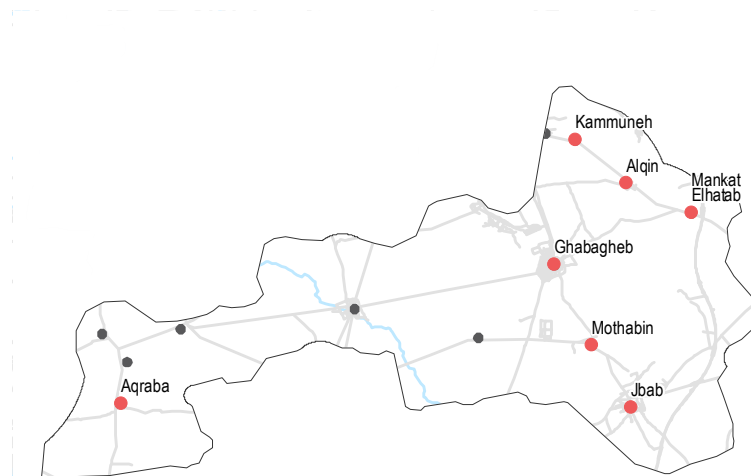
- Alqin**
- Bread: 50 SYP
 - Rice: 550 SYP
 - Lentils: 400 SYP
 - Sugar: 250 SYP
 - Cooking oil: 700 SYP
- Public bakeries
 - No difficulties reported
- Aqraba**
- Bread: no info
 - Rice: 650 SYP
 - Lentils: 425 SYP
 - Sugar: 325 SYP
 - Cooking oil: 750 SYP
- Private bakeries
 - No difficulties reported
- Ghabagheb**
- Bread: no info
 - Rice: 550 SYP
 - Lentils: 400 SYP
 - Sugar: 265 SYP
 - Cooking oil: 700 SYP
- Private bakeries
 - No difficulties reported
- Jbab**
- Bread: 50 SYP
 - Rice: 450 SYP
 - Lentils: 270 SYP
 - Sugar: 225 SYP
 - Cooking oil: 500 SYP
- Public bakeries
 - No difficulties reported
- Main challenges to obtaining food**
- No challenges
 - Some foods unavailable
 - Local production decreased
 - Lack of access to markets
 - Some foods expensive
 - Lack of resources to buy food
 - Lack of access to fuel
 - Cooking fuel unavailable
 - No information
- Bread (public): 1 pack**
Rice: 1kg
Lentils: 1kg
Sugar: 1kg
Cooking oil: 1 litre
- Access to bread**
- Most common source of bread
 - Most common barriers to accessing bread
 - Number of days, per month, where bread from private bakeries was unavailable

Displacement

- % of pre-conflict population remaining
- % of population that are female
- % of female-headed households
- IDPs living in village
- New IDP arrivals
- Returnees

Kammuneh		
51-75%	51-75%	1-25%
Yes	No	No
Mankat Elhatab		
51-75%	51-75%	1-25%
Yes	No info	No
Mothabin		
76-100%	26-50%	1-25%
Yes	No info	No

• 7/13 communities assessed (4 communities are shown on the previous factsheet): Kammuneh, Mankat Elhatab, Mothabin



Shelter

- Independent apartment or house
- Shared apartment or house
- Unfinished apartment or house
- Tent
- Private space not for shelter
- Cave/natural shelter
- Collective public space not for shelter
- No IDPs
- No information
- Min - Max: rent paid per room (where known)

Kammuneh	
NDPs	IDPs
3500 - 4000 SYP	
Mankat Elhatab	
NDPs	IDPs
3000 - 4000 SYP	
Mothabin	
NDPs	IDPs
1000 - 1500 SYP	

Livelihoods

Most common sources of income

Most common strategies used to cope with lack of income / resources

Community	Most common sources of income	Most common strategies used to cope with lack of income / resources
Kammuneh	Stable employment Daily employment Business/trade	Children sent to work/beg Borrowing from family/friends Skipping meals
Mankat Elhatab	Stable employment Daily employment Business/trade	Borrowing from family/friends Skipping meals
Mothabin	Stable employment Daily employment Business/trade	Children sent to work/beg Borrowing from family/friends

NFIs

Kammuneh

B 3500 SYP	NA
C 500 SYP	3200 SYP
D 225 SYP	400 SYP
F NA	NA

Mankat Elhatab

B 3500 SYP	NA
C 500 SYP	3200 SYP
D 225 SYP	400 SYP
F 75000 SYP	NA

Mothabin

B 3000 SYP	NA
C 300 SYP	7500 SYP
D 185 SYP	1000 SYP
F 85000 SYP	NA

Kammuneh

No lack of fuel

Mankat Elhatab

No lack of fuel

Mothabin

No lack of fuel

Most common electricity source

- Main network
- Generator
- No source
- Solar alternative
- No information

Fuel Prices (SYP)*

- B** Butane (cannister)
- C** Coal (1kg)
- D** Diesel (1 litre)
- F** Firewood (1 tonne)

NFI Prices (SYP)*

- Cement (50kg)
- Floor mat (3*4m)
- Plastic tarpaulin (1m²)
- Tent (5 persons)

NA: not available for purchase

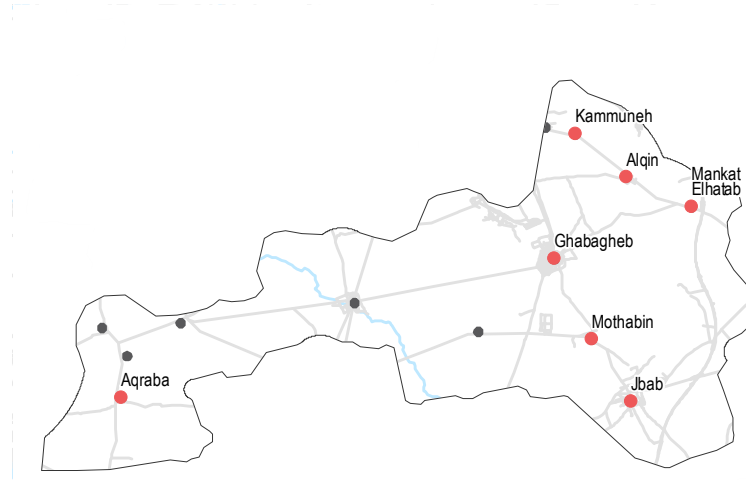
Most common strategies used to cope with a lack of fuel

WASH

- Most common water source**
- Status of water source**
- Water is safe to drink
 - Water tastes/smells bad
 - People sick after drinking
 - No information
- Sufficiency of available water to meet household needs**
- Sufficient
 - Insufficient
 - No information
- Most common method of garbage disposal**

- Kammuneh**
- Closed well
 - Public free collection
- Mankat Elhatab**
- Closed well
 - Public free collection
- Mothabin**
- Water trucking
 - Private paid collection

• 7/13 communities assessed (4 communities are shown on the previous factsheet): Kammuneh, Mankat Elhatab, Mothabin



Education

- Status of primary schools in village**
- Functioning
 - Not functioning
 - Not available
 - No information
- Barriers to accessing education services**

Mothabin
 Most children accessed education

Kammuneh
 Most children accessed education

Mankat Elhatab
 Most children accessed education

Health

- Most common health problems**
- Most common barriers to accessing healthcare**

Community	Most common health problems	Most common barriers to accessing healthcare
Kammuneh	Chronic diseases Pregnancy related diseases Severe diseases affecting those aged less than 5	No difficulties reported
Mankat Elhatab	Chronic diseases Pregnancy related diseases Severe diseases affecting those aged less than 5	No difficulties reported
Mothabin	Disabilities Pregnancy related diseases Maternal health issues	No difficulties reported

Food Security

Kammuneh

- Bread: 75 SYP
- Rice: 650 SYP
- Lentils: 425 SYP
- Sugar: 325 SYP
- Cooking oil: 750 SYP
- Shops
- No difficulties reported
- Private bakeries unavailable

Mankat Elhatab

- Bread: 75 SYP
- Rice: 650 SYP
- Lentils: 425 SYP
- Sugar: 325 SYP
- Cooking oil: 750 SYP
- Shops
- No difficulties reported
- Private bakeries unavailable

Mothabin

- Bread: 50 SYP
- Rice: 450 SYP
- Lentils: 350 SYP
- Sugar: 200 SYP
- Cooking oil: 500 SYP
- Public bakeries
- No difficulties reported
- 0

Main challenges to obtaining food

- No challenges
- Some foods unavailable
- Local production decreased
- Lack of access to markets
- Some foods expensive
- Lack of resources to buy food
- Lack of access to fuel
- Cooking fuel unavailable
- No information

Bread (public): 1 pack
 Rice: 1kg
 Lentils: 1kg
 Sugar: 1kg
 Cooking oil: 1 litre

- Access to bread**
- Most common source of bread
 - Most common barriers to accessing bread
 - Number of days, per month, where bread from private bakeries was unavailable

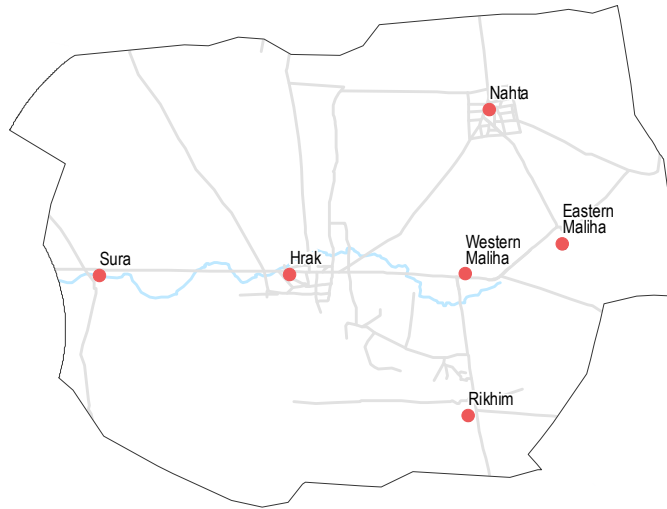
Hrak 1/2, Dar'a Governorate

December 2017

Displacement

% of pre-conflict population remaining	51-75%	51-75%	1-25%
% of population that are female	Yes	No	Yes
% of female-headed households	51-75%	51-75%	1-25%
IDPs living in village	Yes	No	Yes
New IDP arrivals	Yes	Yes	No
Returnees	Yes	Yes	No

• 6/6 communities assessed (3 communities are shown on the next factsheet): Eastern Maliha, Hrak, Nahta



NFIs

Eastern Maliha

B 7000 SYP	2800 SYP
C NA	2500 SYP
D 350 SYP	1300 SYP
F NA	85000 SYP

Hrak

B 7700 SYP	2700 SYP
C NA	2500 SYP
D 400 SYP	1300 SYP
F 85000 SYP	8000 SYP

Nahta

B 7000 SYP	2800 SYP
C 450 SYP	12000 SYP
D 375 SYP	300 SYP
F 75000 SYP	85000 SYP

- Most common electricity source
- Main network
 - Generator
 - No source
 - Solar alternative
 - No information

- Fuel Prices (SYP)*
- B** Butane (cannister)
 - C** Coal (1kg)
 - D** Diesel (1 litre)
 - F** Firewood (1 tonne)

- NFI Prices (SYP)*
- Cement (50kg)
 - Floor mat (3*4m)
 - Plastic tarpaulin (1m²)
 - Tent (5 persons)
- NA: not available for purchase

Shelter

Most common shelter	Eastern Maliha
Independent apartment or house	NDPs IDPs
Shared apartment or house	No info
Unfinished apartment or house	
Tent	
Private space not for shelter	Hrak
Cave/natural shelter	NDPs IDPs
Collective public space not for shelter	No info
No IDPs	
No information	Nahta
Min - Max: rent paid per room (where known)	NDPs IDPs
	4000 - 5000 SYP

Livelihoods

	Most common sources of income	Most common strategies used to cope with lack of income / resources
Eastern Maliha	Daily employment Business/trade Savings	Borrowing from family/friends Selling household assets
Hrak	Daily employment High risk/illegal work	Borrowing from family/friends High risk/illegal work Selling household assets
Nahta	Daily employment Business/trade Support from family/friends	Children sent to work/beg Taking loans/buying on credit Borrowing from family/friends

- Eastern Maliha**
- Cutting trees
 - Burning productive assets
 - Burning plastic

- Hrak**
- Cutting trees
 - Burning furniture not in use
 - Burning plastic

- Nahta**
- Burning productive assets
 - Burning plastic
 - Burning waste

- Most common strategies used to cope with a lack of fuel

Hrak 1/2, Dar'a Governorate

December 2017

WASH

- Most common water source**
- Status of water source**
- Water is safe to drink
 - Water tastes/smells bad
 - People sick after drinking
 - No information
- Sufficiency of available water to meet household needs**
- Sufficient
 - Insufficient
 - No information
- Most common method of garbage disposal**

Eastern Maliha

- Closed well
- Public free collection

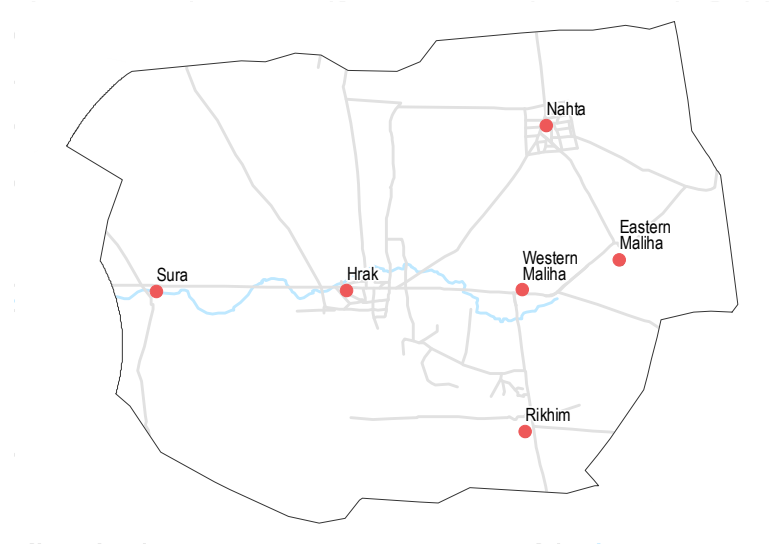
Hrak

- Closed well
- Public free collection

Nahta

- Network
- Public free collection

6/6 communities assessed (3 communities are shown on the next factsheet): Eastern Maliha, Hrak, Nahta



Education

- Status of primary schools in village**
- Functioning
 - Not functioning
 - Not available
 - No information
- Barriers to accessing education services**

Nahta

Most children accessed education

Eastern Maliha

Most children accessed education

Hrak

Lack of teaching staff
Lack of school supplies

Health

Most common health problems

Most common barriers to accessing healthcare

Eastern Maliha

Pregnancy related diseases
Acute respiratory infections
Severe diseases affecting those aged less than 5

No difficulties reported

Hrak

Chronic diseases
Maternal health issues
Acute respiratory infections

Old age
Disability/Injuries/Illness

Nahta

Diarrhoea
Maternal health issues
Severe diseases affecting those aged less than 5

High cost of transportation
Lack of transportation
Old age

Food Security

Eastern Maliha

- Bread: 100 SYP
- Rice: 650 SYP
- Lentils: 350 SYP
- Sugar: 275 SYP
- Cooking oil: 675 SYP
- Public bakeries
- Yeast too expensive
- Private bakeries unavailable

Hrak

- Bread: no info
- Rice: 700 SYP
- Lentils: 350 SYP
- Sugar: 275 SYP
- Cooking oil: 700 SYP
- Public bakeries
- Flour too expensive
- Private bakeries unavailable

Nahta

- Bread: no info
- Rice: 550 SYP
- Lentils: 325 SYP
- Sugar: 275 SYP
- Cooking oil: 700 SYP
- Distribution by others
- No difficulties reported
- Private bakeries unavailable

Main challenges to obtaining food

- No challenges
- Some foods unavailable
- Local production decreased
- Lack of access to markets
- Some foods expensive
- Lack of resources to buy food
- Lack of access to fuel
- Cooking fuel unavailable
- No information

Bread (public): 1 pack
Rice: 1kg
Lentils: 1kg
Sugar: 1kg
Cooking oil: 1 litre

Access to bread

- Most common source of bread
- Most common barriers to accessing bread
- Number of days, per month, where bread from private bakeries was unavailable

Hrak 2/2, Dar'a Governorate

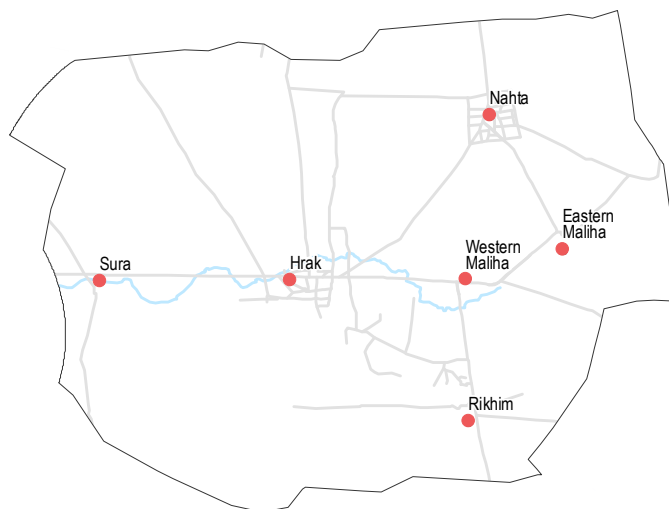
December 2017

Displacement

- % of pre-conflict population remaining
- % of population that are female
- % of female-headed households
- IDPs living in village
- New IDP arrivals
- Returnees

Rikhim		
1-25%	51-75%	1-25%
Yes	No info	Yes
Sura		
51-75%	51-75%	1-25%
Yes	No	No
Western Maliha		
76-100%	51-75%	1-25%
Yes	No	No

• 6/6 communities assessed (3 communities are shown on the previous factsheet): Rikhim, Sura, Western Maliha



Shelter

- Independent apartment or house
- Shared apartment or house
- Unfinished apartment or house
- Tent
- Private space not for shelter
- Cave/natural shelter
- Collective public space not for shelter
- No IDPs
- No information
- Min - Max: rent paid per room (where known)

Rikhim	
NDPs	IDPs
No info	
Sura	
NDPs	IDPs
No info	
Western Maliha	
NDPs	IDPs
No info	

Livelihoods

Most common sources of income

Most common strategies used to cope with lack of income / resources

Community	Most common sources of income	Most common strategies used to cope with lack of income / resources
Rikhim	Daily employment Business/trade	Reducing meal size
Sura	Daily employment High risk/illegal work	Borrowing from family/friends High risk/illegal work Selling household assets
Western Maliha	Daily employment Business/trade Support from family/friends	Children sent to work/beg Borrowing from family/friends Selling household assets

NFIs

Rikhim

B NA	NA
C NA	NA
D NA	NA
F 85000 SYP	NA

Sura

B 7800 SYP	2700 SYP
C NA	2500 SYP
D 400 SYP	1300 SYP
F NA	85000 SYP

Western Maliha

B 7800 SYP	NA
C NA	11000 SYP
D 400 SYP	350 SYP
F 85000 SYP	NA

- Most common electricity source
- Main network
 - Generator
 - No source
 - Solar alternative
 - No information

- Fuel Prices (SYP)*
- B** Butane (cannister)
 - C** Coal (1kg)
 - D** Diesel (1 litre)
 - F** Firewood (1 tonne)

- NFI Prices (SYP)*
- Cement (50kg)
 - Floor mat (3*4m)
 - Plastic tarpaulin (1m²)
 - Tent (5 persons)
- NA: not available for purchase

- Most common strategies used to cope with a lack of fuel

Rikhim

- Cutting trees
- Burning furniture not in use
- Burning plastic

Sura

- Cutting trees
- Burning furniture not in use
- Burning plastic

Western Maliha

- Cutting trees
- Burning productive assets
- Burning plastic

WASH

- Most common water source**
- Status of water source**
- Water is safe to drink
 - Water tastes/smells bad
 - People sick after drinking
 - No information
- Sufficiency of available water to meet household needs**
- Sufficient
 - Insufficient
 - No information
- Most common method of garbage disposal**

Rikhim

- Water trucking
- Buried / burned

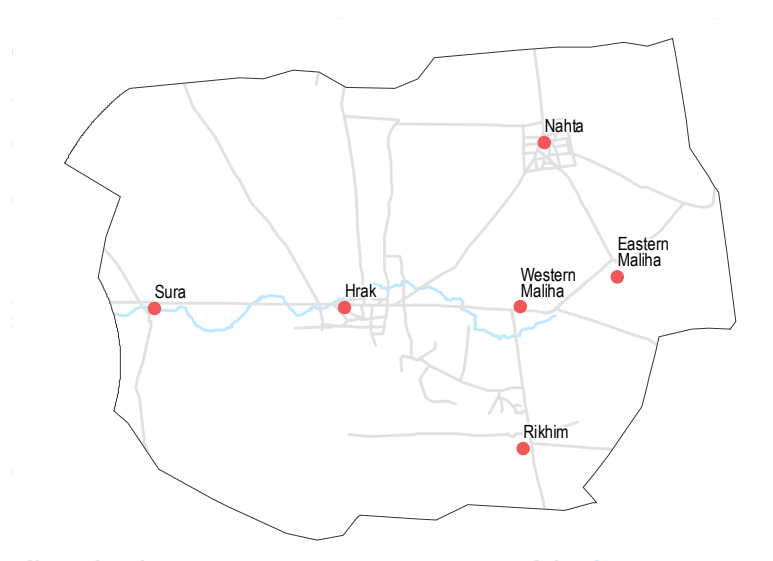
Sura

- Closed well
- Public free collection

Western Maliha

- Water trucking
- Public free collection

• 6/6 communities assessed (3 communities are shown on the previous factsheet): Rikhim, Sura, Western Maliha



Education

- Status of primary schools in village**
- Functioning
 - Not functioning
 - Not available
 - No information
- Barriers to accessing education services**

Western Maliha

Most children accessed education

Rikhim

Most children accessed education

Sura

Most children accessed education

Health

Most common health problems

Most common barriers to accessing healthcare

Rikhim

Acute respiratory infections
Severe diseases affecting those aged less than 5

No facilities in the area
High cost of transportation
Lack of transportation

Sura

Chronic diseases
Pregnancy related diseases
Acute respiratory infections

No difficulties reported

Western Maliha

Communicable diseases
Chronic diseases
Acute respiratory infections

No facilities in the area
High cost of transportation
Lack of transportation

Food Security

Rikhim

- Bread: no info
- Rice: no info
- Lentils: no info
- Sugar: no info
- Cooking oil: no info

Bread is not available in the village

No difficulties reported

Private bakeries unavailable

Sura

- Bread: 100 SYP
- Rice: 700 SYP
- Lentils: 400 SYP
- Sugar: 275 SYP
- Cooking oil: 700 SYP

Public bakeries

No difficulties reported

Private bakeries unavailable

Western Maliha

- Bread: 100 SYP
- Rice: 550 SYP
- Lentils: 450 SYP
- Sugar: 300 SYP
- Cooking oil: 750 SYP

Public bakeries

No difficulties reported

Private bakeries unavailable

Main challenges to obtaining food

- No challenges
- Some foods unavailable
- Local production decreased
- Lack of access to markets
- Some foods expensive
- Lack of resources to buy food
- Lack of access to fuel
- Cooking fuel unavailable
- No information

Bread (public): 1 pack
Rice: 1kg
Lentils: 1kg
Sugar: 1kg
Cooking oil: 1 litre

Access to bread

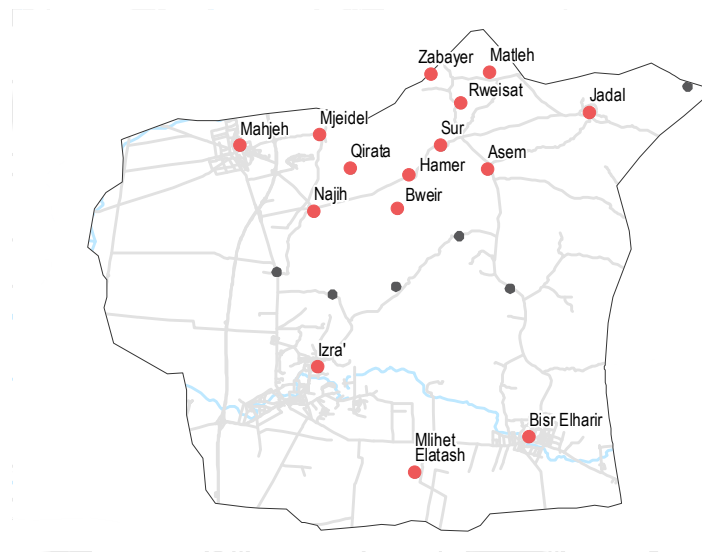
- Most common source of bread
- Most common barriers to accessing bread
- Number of days, per month, where bread from private bakeries was unavailable

Displacement

- % of pre-conflict population remaining
- % of population that are female
- % of female-headed households
- IDPs living in village
- New IDP arrivals
- Returnees

Community	% of pre-conflict population remaining	% of population that are female	% of female-headed households	IDPs living in village	New IDP arrivals	Returnees
Asem	76-100%	51-75%	1-25%	Yes	Yes	No
Bisr Elharir	26-50%	26-50%	1-25%	Yes	No	No
Bweir	76-100%	51-75%	1-25%	Yes	Yes	Yes
Hamer	51-75%	26-50%	1-25%	Yes	No info	No
Izra'	51-75%	51-75%	26-50%	Yes	Yes	Yes

• 15/19 communities assessed (10 communities are shown on the next two factsheets): Asem, Bisr Elharir, Bweir, Hamer, Izra'



Shelter

- Independent apartment or house
- Shared apartment or house
- Unfinished apartment or house
- Tent
- Private space not for shelter
- Cave/natural shelter
- Collective public space not for shelter
- No IDPs
- No information
- Min - Max: rent paid per room (where known)

Community	NDPs	IDPs
Asem		
Hamer		
Bisr Elharir		
Izra'		
Bweir		

Livelihoods

- Most common sources of income
- Most common strategies used to cope with lack of income / resources

Community	Most common sources of income	Most common strategies used to cope with lack of income / resources
Asem	Daily employment Business/trade	Children sent to work/beg Borrowing from family/friends Skipping meals
Bisr Elharir	Daily employment Business/trade Remittances	Children sent to work/beg Borrowing from family/friends Selling household assets
Bweir	Daily employment Remittances	Children sent to work/beg Borrowing from family/friends High risk/illegal work
Hamer	High risk/illegal work Sale of household assets Savings	Borrowing from family/friends High risk/illegal work Selling household assets
Izra'	Stable employment Daily employment Business/trade	Children sent to work/beg Borrowing from family/friends High risk/illegal work

NFIs

Community	Butane (cannister)	Coal (1kg)	Diesel (1 litre)	Firewood (1 tonne)	Cement (50kg)	Floor mat (3*4m)	Plastic tarpaulin (1m ²)	Tent (5 persons)
Asem	B 7000 SYP	C 450 SYP	D 375 SYP	F 75000 SYP	B 2800 SYP	NA	300 SYP	85000 SYP
Hamer	B 6800 SYP	C NA	D 375 SYP	F NA	B 2800 SYP	NA	250 SYP	85000 SYP
Bisr Elharir	B 7000 SYP	C 425 SYP	D 375 SYP	F 75000 SYP	B 2800 SYP	NA	300 SYP	85000 SYP
Izra'	B 2800 SYP	C 375 SYP	D 225 SYP	F 85000 SYP	B 2450 SYP	10000 SYP	250 SYP	70000 SYP
Bweir	B 7000 SYP	C NA	D 400 SYP	F 70000 SYP	B 2800 SYP	NA	300 SYP	85000 SYP

- Most common electricity source
 - Main network
 - Generator
 - No source
 - Solar alternative
 - No information
- Fuel Prices (SYP)*
 - B** Butane (cannister)
 - C** Coal (1kg)
 - D** Diesel (1 litre)
 - F** Firewood (1 tonne)
- NFI Prices (SYP)*
 - Cement (50kg)
 - Floor mat (3*4m)
 - Plastic tarpaulin (1m²)
 - Tent (5 persons)
- NA: not available for purchase

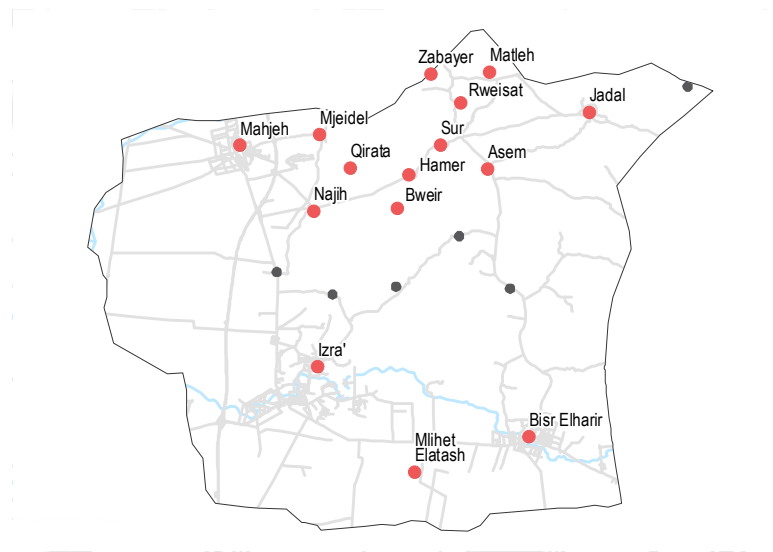
- Most common strategies used to cope with a lack of fuel
 - Cutting trees
 - Burning plastic
 - Burning waste

WASH

- Most common water source**
- Water is safe to drink
 - Water tastes/smells bad
 - People sick after drinking
 - No information
- Sufficiency of available water to meet household needs**
- Sufficient
 - Insufficient
 - No information
- Most common method of garbage disposal**

- Asem**
- Water trucking
 - Buried / burned
- Bisr Elharir**
- Network
 - Public free collection
- Bweir**
- Water trucking
 - Buried / burned
- Hamer**
- Closed well
 - Buried / burned
- Izra'**
- Network
 - Public free collection

• 15/19 communities assessed (10 communities are shown on the next two factsheets): Asem, Bisr Elharir, Bweir, Hamer, Izra'



Education

- Status of primary schools in village**
- Functioning
 - Not functioning
 - Not available
 - No information
- Barriers to accessing education services**

- Bweir**
- Most children accessed education
- Hamer**
- Lack of teaching staff
 - Lack of school supplies
- Izra'**
- Most children accessed education

Asem
Most children accessed education

Bisr Elharir
Most children accessed education

Health

	Most common health problems	Most common barriers to accessing healthcare
Asem	Diarrhoea Maternal health issues Severe diseases affecting those aged less than 5	High cost of transportation Lack of transportation Old age
Bisr Elharir	Diarrhoea Chronic diseases Severe diseases affecting those aged less than 5	No difficulties reported
Bweir	Diarrhoea Severe diseases affecting those aged less than 5	High cost of transportation Lack of transportation Old age
Hamer	Chronic diseases Maternal health issues Acute respiratory infections	No difficulties reported
Izra'	Diarrhoea Chronic diseases Severe diseases affecting those aged less than 5	Security concerns around travel Old age Security concerns around entering facilities

Food Security

Asem

- Bread: no info
- Rice: 550 SYP
- Lentils: 350 SYP
- Sugar: 300 SYP
- Cooking oil: 675 SYP
- Distribution by others
- No difficulties reported
- Private bakeries unavailable

Bisr Elharir

- Bread: no info
- Rice: 550 SYP
- Lentils: 350 SYP
- Sugar: 275 SYP
- Cooking oil: 650 SYP
- Distribution by others
- No difficulties reported
- Private bakeries unavailable

Bweir

- Bread: no info
- Rice: 550 SYP
- Lentils: no info
- Sugar: 300 SYP
- Cooking oil: 675 SYP
- Distribution by others
- No difficulties reported
- Private bakeries unavailable

Hamer

- Bread: no info
- Rice: 650 SYP
- Lentils: no info
- Sugar: 275 SYP
- Cooking oil: 675 SYP
- Distribution by others
- Flour too expensive
- Private bakeries unavailable

Izra'

- Bread: 50 SYP
- Rice: 500 SYP
- Lentils: 325 SYP
- Sugar: 275 SYP
- Cooking oil: 650 SYP
- Public bakeries
- No difficulties reported

Main challenges to obtaining food

- No challenges
- Some foods unavailable
- Local production decreased
- Lack of access to markets
- Some foods expensive
- Lack of resources to buy food
- Lack of access to fuel
- Cooking fuel unavailable
- No information

Bread (public): 1 pack
Rice: 1kg
Lentils: 1kg
Sugar: 1kg
Cooking oil: 1 litre

Access to bread
Most common source of bread

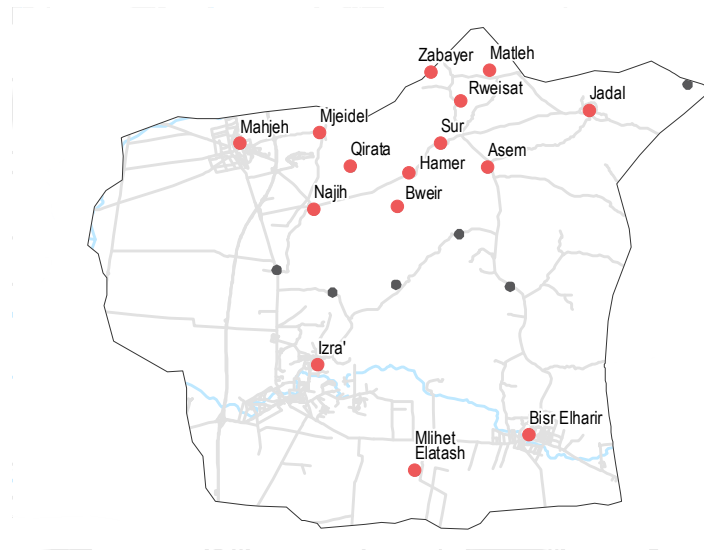
Most common barriers to accessing bread
Number of days, per month, where bread from private bakeries was unavailable

Displacement

- % of pre-conflict population remaining
- % of population that are female
- % of female-headed households
- IDPs living in village
- New IDP arrivals
- Returnees

Community	% of pre-conflict population remaining	% of population that are female	% of female-headed households	IDPs living in village	New IDP arrivals	Returnees
Jadal	51-75%	51-75%	1-25%	Yes	Yes	Yes
Mahjeh	51-75%	51-75%	26-50%	Yes	No	No
Matleh	51-75%	26-50%	1-25%	Yes	No info	No
Mjeidel	51-75%	51-75%	1-25%	Yes	No	No
Mliheth Elatash	1-25%	1-25%	None	Yes	No info	Yes

• 15/19 communities assessed (5 communities are shown on the previous factsheet, 5 communities are shown on the next factsheet): Jadal, Mahjeh, Matleh, Mjeidel, Mliheth Elatash



Shelter

- Independent apartment or house
- Shared apartment or house
- Unfinished apartment or house
- Tent
- Private space not for shelter
- Cave/natural shelter
- Collective public space not for shelter
- No IDPs
- No information
- Min - Max: rent paid per room (where known)

Community	NDPs	IDPs
Jadal		
Mahjeh		
Matleh		
Mjeidel		
Mliheth Elatash		

Livelihoods

- Most common sources of income
- Most common strategies used to cope with lack of income / resources

Community	Most common sources of income	Most common strategies used to cope with lack of income / resources
Jadal	Daily employment Business/trade	Children sent to work/beg Borrowing from family/friends Reducing meal size
Mahjeh	Stable employment Daily employment Savings	Children sent to work/beg Borrowing from family/friends Skipping meals
Matleh	Daily employment High risk/illegal work	High risk/illegal work Selling household assets
Mjeidel	Stable employment Daily employment Savings	Children sent to work/beg Borrowing from family/friends Skipping meals
Mliheth Elatash	Stable employment Daily employment Business/trade	No info

NFIs

Community	Electricity	Fuel Prices (SYP)*	NFI Prices (SYP)*
Jadal	B 6800 SYP C 400 SYP D 375 SYP F 75 SYP	2800 SYP NA 300 SYP 85000 SYP	2500 SYP NA 1500 SYP 70000 SYP
Mjeidel	B 7300 SYP C 350 SYP D 375 SYP F 75000 SYP	2500 SYP 450 SYP 1500 SYP 75000 SYP	8000 SYP NA 450 SYP 85000 SYP
Mahjeh	B 2800 SYP C 350 SYP D 250 SYP F 75000 SYP	2500 SYP 450 SYP 1500 SYP 70000 SYP	2500 SYP NA 1200 SYP NA
Mliheth Elatash	B 8000 SYP C 400 SYP D 450 SYP F 85000 SYP	8000 SYP NA 450 SYP 85000 SYP	NA NA NA NA
Matleh	B 7000 SYP C NA D 375 SYP F NA	7000 SYP NA 1200 SYP NA	NA 2500 SYP 1200 SYP NA

- Most common electricity source
- Main network
- Generator
- No source
- Solar alternative
- No information
- Fuel Prices (SYP)*
- B** Butane (cannister)
- C** Coal (1kg)
- D** Diesel (1 litre)
- F** Firewood (1 tonne)
- NFI Prices (SYP)*
- Cement (50kg)
- Floor mat (3*4m)
- Plastic tarpaulin (1m²)
- Tent (5 persons)
- NA: not available for purchase

- Most common strategies used to cope with a lack of fuel
-

Community	Most common strategies used to cope with a lack of fuel
Jadal	Burning productive assets Burning plastic Burning waste
Mahjeh	No lack of fuel
Mjeidel	Cutting trees Burning productive assets Burning plastic
Matleh	Burning clothes Burning plastic Burning waste
Mliheth Elatash	Cutting trees Burning furniture not in use Burning plastic

WASH

- Most common water source
- Status of water source
- Water is safe to drink
 - Water tastes/smells bad
 - People sick after drinking
 - No information
- Sufficiency of available water to meet household needs
- Sufficient
 - Insufficient
 - No information
- Most common method of garbage disposal

- Jadal**
- Network
 - Buried / burned
- Mahjeh**
- Network
 - Public free collection
- Matleh**
- Closed well
 - Buried / burned
- Mjeidel**
- Network
 - Public free collection
- Mlihhet Elatash**
- Closed well
 - Buried / burned

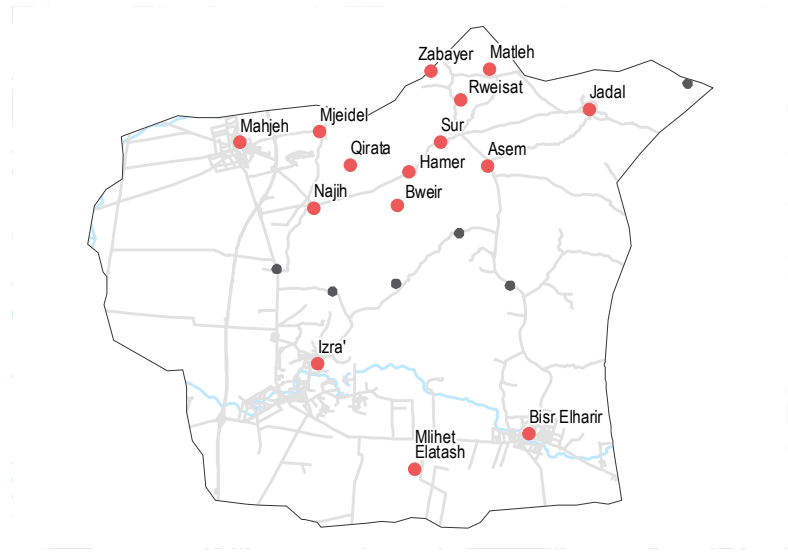
Education

- Status of primary schools in village
- Functioning
 - Not functioning
 - Not available
 - No information
- Barriers to accessing education services

- Matleh**
- Lack of teaching staff
- Mjeidel**
- Most children accessed education
- Mlihhet Elatash**
- Most children accessed education

- Jadal**
- Most children accessed education
- Mahjeh**
- Most children accessed education

• 15/19 communities assessed (5 communities are shown on the previous factsheet, 5 communities are shown on the next factsheet): Jadal, Mahjeh, Matleh, Mjeidel, Mlihhet Elatash



Health

	Most common health problems	Most common barriers to accessing healthcare
Jadal	Diarrhoea Maternal health issues Severe diseases affecting those aged less than 5	High cost of transportation Lack of transportation Old age
Mahjeh	Chronic diseases Acute respiratory infections Severe diseases affecting those aged less than 5	Old age Disability/Injuries/Illness
Matleh	Chronic diseases Maternal health issues Acute respiratory infections	Lack of transportation Disability/Injuries/Illness
Mjeidel	Chronic diseases Acute respiratory infections Severe diseases affecting those aged less than 5	Security concerns around travel Old age Disability/Injuries/Illness
Mlihhet Elatash	Acute respiratory infections	No facilities in the area

Food Security

- Jadal**
- Bread: no info
 - Rice: 600 SYP
 - Lentils: 350 SYP
 - Sugar: 300 SYP
 - Cooking oil: 700 SYP
 - Distribution by others
 - No difficulties reported
 - Private bakeries unavailable
- Mahjeh**
- Bread: 50 SYP
 - Rice: 500 SYP
 - Lentils: 350 SYP
 - Sugar: 275 SYP
 - Cooking oil: 650 SYP
 - Private bakeries
 - No difficulties reported
 - 0
- Matleh**
- Bread: 100 SYP
 - Rice: 700 SYP
 - Lentils: no info
 - Sugar: 275 SYP
 - Cooking oil: no info
 - Distribution by others
 - Flour too expensive
 - Private bakeries unavailable
- Mjeidel**
- Bread: no info
 - Rice: 500 SYP
 - Lentils: 350 SYP
 - Sugar: 275 SYP
 - Cooking oil: 650 SYP
 - Shops
 - No difficulties reported
 - Private bakeries unavailable
- Mlihhet Elatash**
- Bread: no info
 - Rice: 700 SYP
 - Lentils: 400 SYP
 - Sugar: 300 SYP
 - Cooking oil: 700 SYP
 - Shops
 - No difficulties reported
 - Private bakeries unavailable

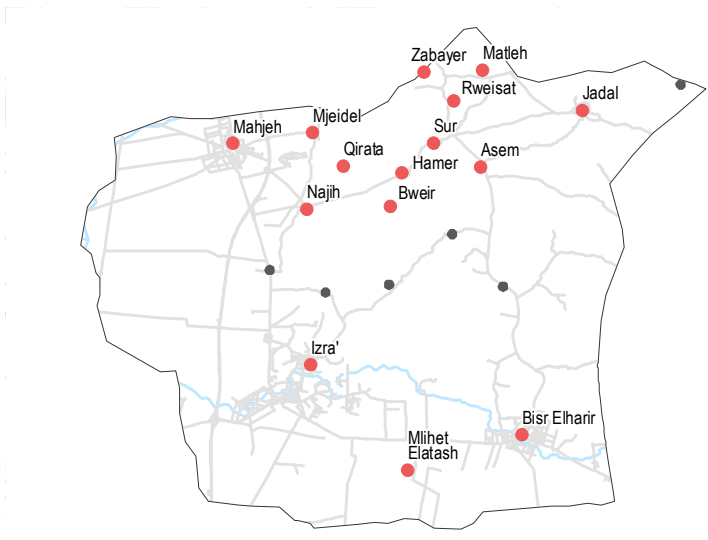
- Main challenges to obtaining food
- No challenges
 - Some foods unavailable
 - Local production decreased
 - Lack of access to markets
 - Some foods expensive
 - Lack of resources to buy food
 - Lack of access to fuel
 - Cooking fuel unavailable
 - No information
- Bread (public): 1 pack
 Rice: 1kg
 Lentils: 1kg
 Sugar: 1kg
 Cooking oil: 1 litre
- Access to bread
- Most common source of bread
 - Most common barriers to accessing bread
 - Number of days, per month, where bread from private bakeries was unavailable

Displacement

- % of pre-conflict population remaining
- % of population that are female
- % of female-headed households
- IDPs living in village
- New IDP arrivals
- Returnees

Community	% of pre-conflict population remaining	% of population that are female	% of female-headed households	IDPs living in village	New IDP arrivals	Returnees
Najih	51-75%	26-50%	1-25%	Yes	No	No
Qirata	51-75%	26-50%	1-25%	Yes	No info	No
Rweisat	51-75%	26-50%	1-25%	Yes	No	No
Sur	76-100%	26-50%	1-25%	Yes	Yes	Yes
Zabayer	76-100%	51-75%	1-25%	Yes	No info	No

• 15/19 communities assessed (10 communities are shown on the previous two factsheets): Najih, Qirata, Rweisat, Sur, Zabayer



Shelter

- Independent apartment or house
- Shared apartment or house
- Unfinished apartment or house
- Tent
- Private space not for shelter
- Cave/natural shelter
- Collective public space not for shelter
- No IDPs
- No information
- Min - Max: rent paid per room (where known)

Community	NDPs	IDPs	Min - Max: rent paid per room (where known)
Najih			3000 - 3500 SYP
Qirata			No info
Rweisat			No info
Sur			1200 - 1500 SYP
Zabayer			No info

Livelihoods

Community	Most common sources of income	Most common strategies used to cope with lack of income / resources
Najih	Daily employment Farm owning Support from family/friends	Children sent to work/beg Borrowing from family/friends Selling household assets
Qirata	Daily employment High risk/illegal work	Children sent to work/beg Borrowing from family/friends High risk/illegal work
Rweisat	Daily employment Sale of household assets	Borrowing from family/friends High risk/illegal work Selling household assets
Sur	Daily employment Farm owning Business/trade	Borrowing from family/friends
Zabayer	High risk/illegal work Support from family/friends Savings	Borrowing from family/friends High risk/illegal work Selling household assets

NFIs

Community	Electricity source	Fuel Prices (SYP)*	NFI Prices (SYP)*	
Najih	B 6800 SYP C 425 SYP D 400 SYP F 75000 SYP	2800 SYP NA 300 SYP 85000 SYP	B NA C NA D 65 SYP F NA	B 7500 SYP C NA D 400 SYP F 70000 SYP
Qirata	B 6800 SYP C 425 SYP D 400 SYP F 75000 SYP	2800 SYP NA 300 SYP 85000 SYP	B NA C NA D 65 SYP F NA	B 7500 SYP C NA D 400 SYP F 70000 SYP
Rweisat	B 6800 SYP C 425 SYP D 400 SYP F 75000 SYP	2800 SYP NA 300 SYP 85000 SYP	B NA C NA D 65 SYP F NA	B 7500 SYP C NA D 400 SYP F 70000 SYP
Sur	B 6800 SYP C 425 SYP D 400 SYP F 75000 SYP	2800 SYP 2100 SYP 6000 SYP 1500 SYP	B NA C NA D 65 SYP F NA	B 6600 SYP C NA D 350 SYP F NA
Zabayer	B 6800 SYP C 425 SYP D 400 SYP F 75000 SYP	2800 SYP 2100 SYP 6000 SYP 1500 SYP	B NA C NA D 65 SYP F NA	B 6600 SYP C NA D 350 SYP F NA

- Most common electricity source
- Main network
- Generator
- No source
- Solar alternative
- No information
- Fuel Prices (SYP)*
- B** Butane (cannister)
- C** Coal (1kg)
- D** Diesel (1 litre)
- F** Firewood (1 tonne)
- NFI Prices (SYP)*
- Cement (50kg)
- Floor mat (3*4m)
- Plastic tarpaulin (1m²)
- Tent (5 persons)
- NA: not available for purchase

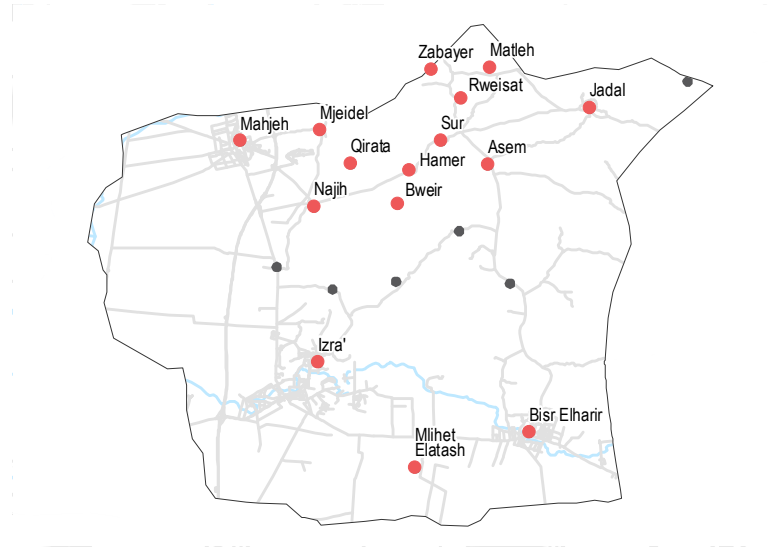
- Most common strategies used to cope with a lack of fuel
- Burning productive assets
- Burning plastic
- Burning waste

WASH

- Most common water source**
- Status of water source**
- Water is safe to drink
 - Water tastes/smells bad
 - People sick after drinking
 - No information
- Sufficiency of available water to meet household needs**
- Sufficient
 - Insufficient
 - No information
- Most common method of garbage disposal**

- Najih**
- Network
 - Buried / burned
- Qirata**
- Protected spring
 - Buried / burned
- Rweisat**
- Closed well
 - Buried / burned
- Sur**
- Water trucking
 - Disposed at designated site
- Zabayer**
- Closed well
 - Buried / burned

• 15/19 communities assessed (10 communities are shown on the previous two factsheets): Najih, Qirata, Rweisat, Sur, Zabayer



Education

- Status of primary schools in village**
- Functioning
 - Not functioning
 - Not available
 - No information
- Barriers to accessing education services**

Rweisat

- Lack of teaching staff
- Lack of school supplies

Sur

- Some facilities destroyed
- Lack of teaching staff
- Lack of school supplies

Najih

- Some facilities destroyed
- Lack of teaching staff
- Lack of school supplies

Qirata

- Some facilities destroyed
- Lack of teaching staff
- Lack of school supplies

Zabayer

- Lack of teaching staff
- Lack of school supplies

Health

- Most common health problems**
- Most common barriers to accessing healthcare**

Community	Most common health problems	Most common barriers to accessing healthcare
Najih	Diarrhoea Chronic diseases Severe diseases affecting those aged less than 5	High cost of transportation Lack of transportation Old age
Qirata	Diarrhoea Maternal health issues Severe diseases affecting those aged less than 5	High cost of transportation Lack of transportation Old age
Rweisat	Chronic diseases Maternal health issues Acute respiratory infections	Lack of transportation Disability/Injuries/Illness
Sur	Skin diseases Acute respiratory infections Severe diseases affecting those aged less than 5	No difficulties reported
Zabayer	Chronic diseases Acute respiratory infections Severe diseases affecting those aged less than 5	High cost of transportation Old age Disability/Injuries/Illness

Food Security

Najih

- Bread: no info
- Rice: 550 SYP
- Lentils: no info
- Sugar: 300 SYP
- Cooking oil: 700 SYP
- Distribution by others
- No difficulties reported
- Private bakeries unavailable

Qirata

- Bread: no info
- Rice: 600 SYP
- Lentils: no info
- Sugar: 300 SYP
- Cooking oil: 750 SYP
- Distribution by others
- No difficulties reported
- Private bakeries unavailable

Rweisat

- Bread: 100 SYP
- Rice: 650 SYP
- Lentils: 400 SYP
- Sugar: 275 SYP
- Cooking oil: 700 SYP
- Distribution by others
- Flour too expensive
- Private bakeries unavailable

Sur

- Bread: no info
- Rice: 400 SYP
- Lentils: 450 SYP
- Sugar: 285 SYP
- Cooking oil: 550 SYP
- Private bakeries
- No difficulties reported
- 1 to 10

Zabayer

- Bread: 100 SYP
- Rice: 675 SYP
- Lentils: no info
- Sugar: 275 SYP
- Cooking oil: 700 SYP
- Distribution by others
- Flour too expensive
- Private bakeries unavailable

Main challenges to obtaining food

- No challenges
- Some foods unavailable
- Local production decreased
- Lack of access to markets
- Some foods expensive
- Lack of resources to buy food
- Lack of access to fuel
- Cooking fuel unavailable
- No information

Bread (public): 1 pack
 Rice: 1kg
 Lentils: 1kg
 Sugar: 1kg
 Cooking oil: 1 litre

Access to bread

- Most common source of bread

- Most common barriers to accessing bread
- Number of days, per month, where bread from private bakeries was unavailable

Jasim, Dar'a Governorate

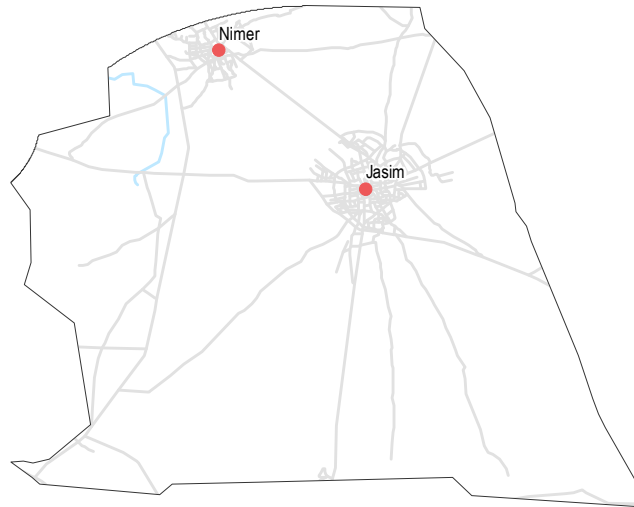
December 2017

Displacement

- % of pre-conflict population remaining
- % of population that are female
- % of female-headed households
- IDPs living in village
- New IDP arrivals
- Returnees

Jasim					
76-100%	51-75%	1-25%			
Yes	No	No			
Nimer					
51-75%	51-75%	1-25%			
Yes	No	No			

• 2/2 communities assessed : Jasim, Nimer



Shelter

- Independent apartment or house
 - Shared apartment or house
 - Unfinished apartment or house
 - Tent
 - Private space not for shelter
 - Cave/natural shelter
 - Collective public space not for shelter
 - No IDPs
 - No information
- Min - Max: rent paid per room (where known)

Jasim	
NDPs	IDPs
5000 - 6000 SYP	
Nimer	
NDPs	IDPs
4000 - 8000 SYP	

Livelihoods

Most common sources of income

Most common strategies used to cope with lack of income / resources

Jasim

Stable employment
Daily employment
Business/trade

Borrowing from family/friends

Nimer

Daily employment
Business/trade
Support from family/friends

Children sent to work/beg
Borrowing from family/friends
Selling household assets

NFIs

Jasim

B 8000 SYP	NA
C 500 SYP	3800 SYP
D 400 SYP	NA
F 70000 SYP	NA

Nimer

B 7800 SYP	2850 SYP
C NA	11000 SYP
D 425 SYP	350 SYP
F 90000 SYP	NA

Most common electricity source

- Main network
- Generator
- No source
- Solar alternative
- No information

Fuel Prices (SYP)*

- B** Butane (cannister)
- C** Coal (1kg)
- D** Diesel (1 litre)
- F** Firewood (1 tonne)

NFI Prices (SYP)*

- Cement (50kg)
- Floor mat (3*4m)
- Plastic tarpaulin (1m²)
- Tent (5 persons)

NA: not available for purchase

Jasim

Burning productive assets

Nimer

Cutting trees
Burning productive assets
Burning plastic

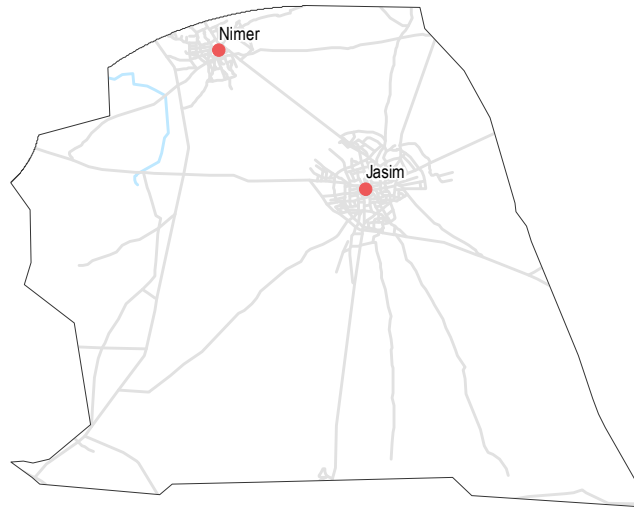
Most common strategies used to cope with a lack of fuel

WASH

- Most common water source
- Status of water source
- Water is safe to drink
 - Water tastes/smells bad
 - People sick after drinking
 - No information
- Sufficiency of available water to meet household needs
- Sufficient
 - Insufficient
 - No information
- Most common method of garbage disposal

- Jasim**
- Closed well
 - Public free collection
- Nimer**
- Water trucking
 - Public free collection

• 2/2 communities assessed : Jasim, Nimer



Education

- Status of primary schools in village
- Functioning
 - Not functioning
 - Not available
 - No information
- Barriers to accessing education services

Jasim
Most children accessed education

Nimer
Most children accessed education

Health

	Most common health problems	Most common barriers to accessing healthcare
Jasim	Chronic diseases Pregnancy related diseases Severe diseases affecting those aged less than 5	No difficulties reported
Nimer	Communicable diseases Chronic diseases Acute respiratory infections	No difficulties reported

Food Security

Jasim

- Bread: no info
- Rice: 650 SYP
- Lentils: 450 SYP
- Sugar: 325 SYP
- Cooking oil: 750 SYP
- Private bakeries
- No difficulties reported

Nimer

- Bread: 125 SYP
- Rice: 550 SYP
- Lentils: 450 SYP
- Sugar: 300 SYP
- Cooking oil: 775 SYP
- Public bakeries
- No difficulties reported
- Private bakeries unavailable

Main challenges to obtaining food

- No challenges
 - Some foods unavailable
 - Local production decreased
 - Lack of access to markets
 - Some foods expensive
 - Lack of resources to buy food
 - Lack of access to fuel
 - Cooking fuel unavailable
 - No information
- Bread (public): 1 pack
Rice: 1kg
Lentils: 1kg
Sugar: 1kg
Cooking oil: 1 litre

- ### Access to bread
- Most common source of bread
 - Most common barriers to accessing bread
 - Number of days, per month, where bread from private bakeries was unavailable

Jizeh, Dar'a Governorate

December 2017

• 3/3 communities assessed : Ghasm, Jizeh, Mataeiyeh

Displacement

- % of pre-conflict population remaining
- % of population that are female
- % of female-headed households
- IDPs living in village
- New IDP arrivals
- Returnees

Ghasm

76-100% 26-50% 26-50%

Yes Yes No

Jizeh

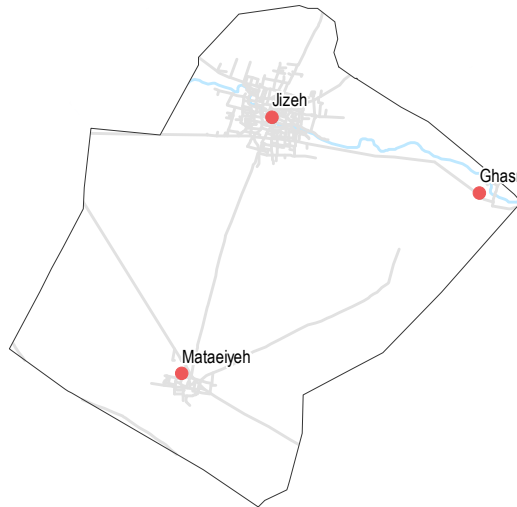
51-75% 51-75% 1-25%

Yes Yes Yes

Mataeiyeh

26-50% 26-50% None

Yes No No



Shelter

- Independent apartment or house
- Shared apartment or house
- Unfinished apartment or house
- Tent
- Private space not for shelter
- Cave/natural shelter
- Collective public space not for shelter
- No IDPs
- No information
- Min - Max: rent paid per room (where known)

Ghasm

NDPs IDPs

3000 - 5000 SYP

Jizeh

NDPs IDPs

3000 - 5000 SYP

Mataeiyeh

NDPs IDPs

2000 - 2500 SYP

Livelihoods

Most common sources of income

Most common strategies used to cope with lack of income / resources

Ghasm

Stable employment
Daily employment
Business/trade

No info

Jizeh

Stable employment
Business/trade
Remittances

No info

Mataeiyeh

Stable employment
Daily employment
Remittances

No info

NFIs

Ghasm

B 8000 SYP 2700 SYP

C 400 SYP NA

D 450 SYP NA

F 85000 SYP NA

Jizeh

B 8000 SYP 2700 SYP

C 400 SYP NA

D 450 SYP NA

F 85000 SYP NA

Mataeiyeh

B 8000 SYP 2700 SYP

C 400 SYP NA

D 450 SYP NA

F 85000 SYP NA

Most common electricity source

- Main network
- Generator
- No source
- Solar alternative
- No information

Fuel Prices (SYP)*

- B** Butane (cannister)
- C** Coal (1kg)
- D** Diesel (1 litre)
- F** Firewood (1 tonne)

NFI Prices (SYP)*

- Cement (50kg)
- Floor mat (3*4m)
- Plastic tarpaulin (1m²)
- Tent (5 persons)

NA: not available for purchase

Most common strategies used to cope with a lack of fuel

Ghasm

Cutting trees
Burning furniture not in use
Burning waste

Jizeh

Cutting trees
Burning furniture not in use
Burning waste

Mataeiyeh

Cutting trees
Burning furniture not in use
Burning plastic

Jizeh, Dar'a Governorate

WASH

- Most common water source
- Status of water source
- Water is safe to drink
 - Water tastes/smells bad
 - People sick after drinking
 - No information
- Sufficiency of available water to meet household needs
- Sufficient
 - Insufficient
 - No information
- Most common method of garbage disposal

Ghasm

- Closed well
- Private paid collection

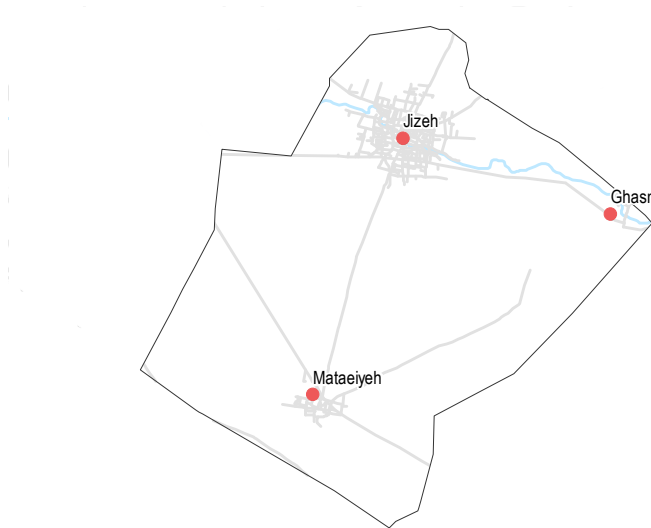
Jizeh

- Closed well
- Private paid collection

Mataeiye

- Closed well
- Private paid collection

• 3/3 communities assessed : Ghasm, Jizeh, Mataeiye



Education

- Status of primary schools in village
- Functioning
 - Not functioning
 - Not available
 - No information
- Barriers to accessing education services

Mataeiye

Most children accessed education

Ghasm

Most children accessed education

Jizeh

Most children accessed education

Health

Most common health problems

Most common barriers to accessing healthcare

Ghasm

Acute respiratory infections
Severe diseases affecting those aged less than 5

No facilities in the area

Jizeh

Acute respiratory infections

No difficulties reported

Mataeiye

Acute respiratory infections

No facilities in the area

Food Security

Ghasm

- Bread: no info
- Rice: 700 SYP
- Lentils: 400 SYP
- Sugar: 300 SYP
- Cooking oil: 700 SYP
- Shops
- No difficulties reported
- Private bakeries unavailable

Jizeh

- Bread: 100 SYP
- Rice: 700 SYP
- Lentils: 400 SYP
- Sugar: 250 SYP
- Cooking oil: 700 SYP
- Shops
- No difficulties reported
- 0

Mataeiye

- Bread: no info
- Rice: 700 SYP
- Lentils: 400 SYP
- Sugar: 250 SYP
- Cooking oil: 700 SYP
- Shops
- No difficulties reported
- Private bakeries unavailable

Main challenges to obtaining food

- No challenges
- Some foods unavailable
- Local production decreased
- Lack of access to markets
- Some foods expensive
- Lack of resources to buy food
- Lack of access to fuel
- Cooking fuel unavailable
- No information

Bread (public): 1 pack
Rice: 1kg
Lentils: 1kg
Sugar: 1kg
Cooking oil: 1 litre

Access to bread

- Most common source of bread
- Most common barriers to accessing bread
- Number of days, per month, where bread from private bakeries was unavailable

Displacement

- % of pre-conflict population remaining
- % of population that are female
- % of female-headed households
- IDPs living in village
- New IDP arrivals
- Returnees

Alma		
51-75%	26-50%	1-25%
Yes	No	Yes
Eastern Ghariyeh		
51-75%	51-75%	1-25%
Yes	No	No
Western Ghariyeh		
76-100%	26-50%	1-25%
Yes	Yes	Yes

• 3/4 communities assessed : Alma, Eastern Ghariyeh, Western Ghariyeh



Shelter

- Independent apartment or house
- Shared apartment or house
- Unfinished apartment or house
- Tent
- Private space not for shelter
- Cave/natural shelter
- Collective public space not for shelter
- No IDPs
- No information
- Min - Max: rent paid per room (where known)

Alma	
NDPs	IDPs
No info	
Eastern Ghariyeh	
NDPs	IDPs
No info	
Western Ghariyeh	
NDPs	IDPs
2000 - 3000 SYP	

Livelihoods

Most common sources of income

Most common strategies used to cope with lack of income / resources

Community	Most common sources of income	Most common strategies used to cope with lack of income / resources
Alma	Daily employment High risk/illegal work	Taking loans/buying on credit High risk/illegal work Selling household assets
Eastern Ghariyeh	Daily employment High risk/illegal work	Borrowing from family/friends High risk/illegal work Selling household assets
Western Ghariyeh	Stable employment Daily employment Business/trade	No info

NFIs

Alma

B 7300 SYP	NA
C NA	2300 SYP
D 375 SYP	1100 SYP
F NA	82000 SYP

Eastern Ghariyeh

B 7600 SYP	2800 SYP
C NA	2500 SYP
D 375 SYP	1200 SYP
F 90000 SYP	85000 SYP

Western Ghariyeh

B 7900 SYP	2700 SYP
C 400 SYP	NA
D 450 SYP	NA
F 78000 SYP	NA

- Most common electricity source
- Main network
 - Generator
 - No source
 - Solar alternative
 - No information
- Fuel Prices (SYP)*
- B** Butane (cannister)
 - C** Coal (1kg)
 - D** Diesel (1 litre)
 - F** Firewood (1 tonne)
- NFI Prices (SYP)*
- Cement (50kg)
 - Floor mat (3*4m)
 - Plastic tarpaulin (1m²)
 - Tent (5 persons)
- NA: not available for purchase

Alma

- Cutting trees
- Burning clothes
- Burning plastic

Eastern Ghariyeh

- Cutting trees
- Burning plastic
- Burning waste

Western Ghariyeh

- Cutting trees
- Burning furniture not in use
- Burning waste

Most common strategies used to cope with a lack of fuel

WASH

- Most common water source**
- Status of water source**
- Water is safe to drink
 - Water tastes/smells bad
 - People sick after drinking
 - No information
- Sufficiency of available water to meet household needs**
- Sufficient
 - Insufficient
 - No information
- Most common method of garbage disposal**

- Alma**
- Closed well
 - Public free collection
- Eastern Ghariyeh**
- Closed well
 - Public free collection
- Western Ghariyeh**
- Closed well
 - Private paid collection

• 3/4 communities assessed : Alma, Eastern Ghariyeh, Western Ghariyeh



Food Security

Alma

- Bread: 100 SYP
- Rice: 650 SYP
- Lentils: 350 SYP
- Sugar: 275 SYP
- Cooking oil: 650 SYP
- Public bakeries
- Flour too expensive
- Private bakeries unavailable

Eastern Ghariyeh

- Bread: 100 SYP
- Rice: 650 SYP
- Lentils: 400 SYP
- Sugar: 260 SYP
- Cooking oil: 650 SYP
- Public bakeries
- Yeast too expensive
- Private bakeries unavailable

Western Ghariyeh

- Bread: no info
- Rice: 700 SYP
- Lentils: 400 SYP
- Sugar: 250 SYP
- Cooking oil: 700 SYP
- Shops
- No difficulties reported
- Private bakeries unavailable

Main challenges to obtaining food

- No challenges
- Some foods unavailable
- Local production decreased
- Lack of access to markets
- Some foods expensive
- Lack of resources to buy food
- Lack of access to fuel
- Cooking fuel unavailable
- No information

- Bread (public): 1 pack
- Rice: 1kg
- Lentils: 1kg
- Sugar: 1kg
- Cooking oil: 1 litre

Access to bread

- Most common source of bread
- Most common barriers to accessing bread
- Number of days, per month, where bread from private bakeries was unavailable

Education

- Status of primary schools in village**
- Functioning
 - Not functioning
 - Not available
 - No information
- Barriers to accessing education services**

- Western Ghariyeh**
- Most children accessed education

- Alma**
- Lack of teaching staff
 - Lack of school supplies

- Eastern Ghariyeh**
- Lack of teaching staff
 - Lack of school supplies

Health

- Most common health problems
- Most common barriers to accessing healthcare

Alma

- Chronic diseases
- Acute respiratory infections
- Fever
- Old age
- Disability/Injuries/Illness

Eastern Ghariyeh

- Chronic diseases
- Maternal health issues
- Acute respiratory infections
- No difficulties reported

Western Ghariyeh

- Acute respiratory infections
- Fever
- No facilities in the area

Displacement

- % of pre-conflict population remaining
- % of population that are female
- % of female-headed households
- IDPs living in village
- New IDP arrivals
- Returnees

Masmiyyeh

- 51-75% 51-75% 1-25%
- Yes No No

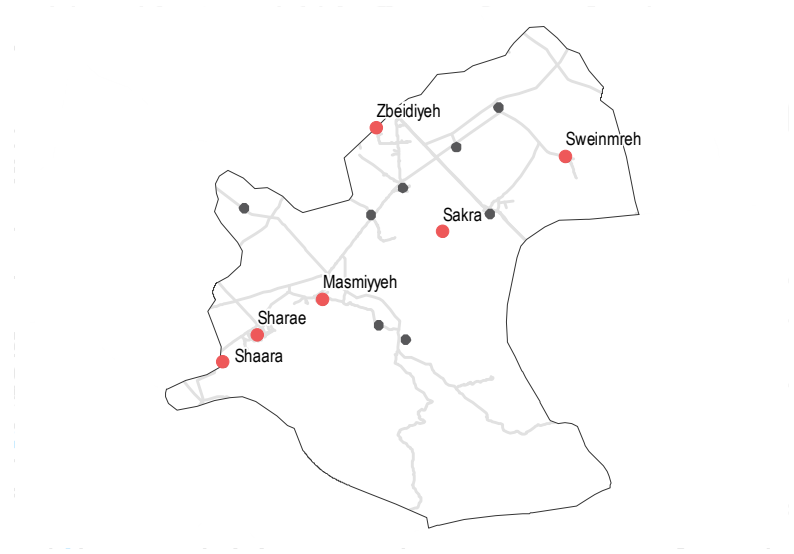
Sakra

- 51-75% 26-50% 1-25%
- Yes No No

Shaara

- 76-100% 51-75% 26-50%
- Yes Yes No

- 6/13 communities assessed (3 communities are shown on the next factsheet): Masmiyyeh, Sakra, Shaara



Shelter

- Independent apartment or house
- Shared apartment or house
- Unfinished apartment or house
- Tent
- Private space not for shelter
- Cave/natural shelter
- Collective public space not for shelter
- No IDPs
- No information
- Min - Max: rent paid per room (where known)

Masmiyyeh

- NDPs
- IDPs
- No info

Sakra

- NDPs
- IDPs
- No info

Shaara

- NDPs
- IDPs
- No info

Livelihoods

Most common sources of income

Most common strategies used to cope with lack of income / resources

Masmiyyeh

Stable employment
Daily employment
Savings

Children sent to work/beg
Borrowing from family/friends
Skipping meals

Sakra

High risk/illegal work
Business/trade

High risk/illegal work
Selling household assets

Shaara

Daily employment
Business/trade

Children sent to work/beg
Borrowing from family/friends
High risk/illegal work

NFIs

Masmiyyeh

- B** 2800 SYP 2500 SYP
- C** 350 SYP 450 SYP
- D** 250 SYP 1500 SYP
- F** 70000 SYP 65000 SYP

Sakra

- B** 5000 SYP NA
- C** NA 2500 SYP
- D** 400 SYP NA
- F** NA 85000 SYP

Shaara

- B** 3000 SYP 2600 SYP
- C** 400 SYP 11000 SYP
- D** 275 SYP 275 SYP
- F** NA 80000 SYP

Masmiyyeh

No lack of fuel

Sakra

Burning furniture not in use
Burning clothes
Burning waste

Shaara

Burning productive assets
Burning plastic
Burning waste

Most common electricity source

- Main network
- Generator
- No source
- Solar alternative
- No information

Fuel Prices (SYP)*

- B** Butane (cannister)
- C** Coal (1kg)
- D** Diesel (1 litre)
- F** Firewood (1 tonne)

NFI Prices (SYP)*

- Cement (50kg)
- Floor mat (3*4m)
- Plastic tarpaulin (1m²)
- Tent (5 persons)

NA: not available for purchase

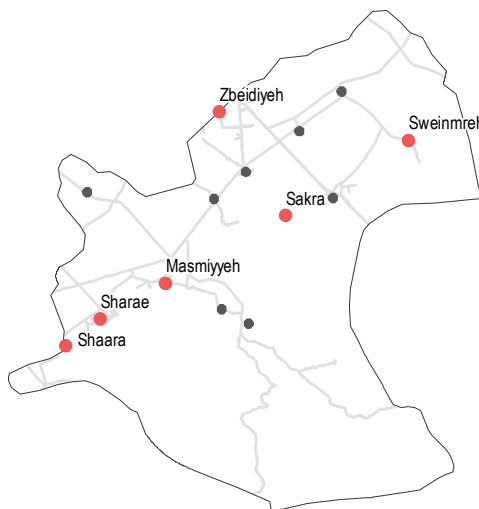
Most common strategies used to cope with a lack of fuel

WASH

- Most common water source
- Status of water source
- Water is safe to drink
 - Water tastes/smells bad
 - People sick after drinking
 - No information
- Sufficiency of available water to meet household needs
- Sufficient
 - Insufficient
 - No information
- Most common method of garbage disposal

- Masmiyyeh**
- Network
 - Public free collection
- Sakra**
- Closed well
 - Buried / burned
- Shaara**
- Network
 - Buried / burned

6/13 communities assessed (3 communities are shown on the next factsheet): Masmiyyeh, Sakra, Shaara



Education

- Status of primary schools in village
- Functioning
 - Not functioning
 - Not available
 - No information
- Barriers to accessing education services

- Shaara**
- Most children accessed education

- Masmiyyeh**
- Most children accessed education

- Sakra**
- Lack of school supplies

Health

	Most common health problems	Most common barriers to accessing healthcare
Masmiyyeh	Chronic diseases Acute respiratory infections Severe diseases affecting those aged less than 5	Old age Disability/Injuries/Illness
Sakra	Maternal health issues Acute respiratory infections Severe diseases affecting those aged less than 5	Lack of transportation Old age Disability/Injuries/Illness
Shaara	Diarrhoea Maternal health issues Severe diseases affecting those aged less than 5	No facilities in the area Security concerns around travel High cost of transportation

Food Security

Masmiyyeh

- Bread: 50 SYP
- Rice: 500 SYP
- Lentils: 350 SYP
- Sugar: 275 SYP
- Cooking oil: 650 SYP
- Private bakeries
- No difficulties reported
- 0

Sakra

- Bread: no info
- Rice: 750 SYP
- Lentils: 350 SYP
- Sugar: 300 SYP
- Cooking oil: 700 SYP
- Distribution by others
- Flour too expensive
- Private bakeries unavailable

Shaara

- Bread: 100 SYP
- Rice: 500 SYP
- Lentils: 300 SYP
- Sugar: 275 SYP
- Cooking oil: 650 SYP
- Shops
- No difficulties reported
- Private bakeries unavailable

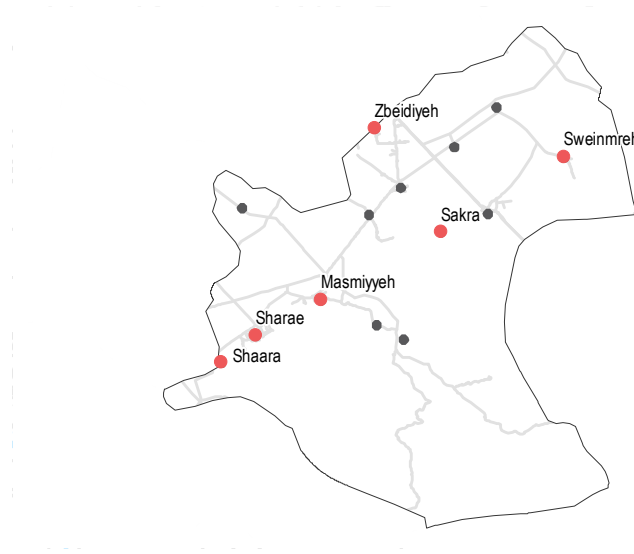
- Main challenges to obtaining food
- No challenges
 - Some foods unavailable
 - Local production decreased
 - Lack of access to markets
 - Some foods expensive
 - Lack of resources to buy food
 - Lack of access to fuel
 - Cooking fuel unavailable
 - No information
 - Bread (public): 1 pack
 - Rice: 1kg
 - Lentils: 1kg
 - Sugar: 1kg
 - Cooking oil: 1 litre
 - Access to bread
 - Most common source of bread
 - Most common barriers to accessing bread
 - Number of days, per month, where bread from private bakeries was unavailable

Displacement

- % of pre-conflict population remaining
- % of population that are female
- % of female-headed households
- IDPs living in village
- New IDP arrivals
- Returnees

Sharae		Sweinmreh		Zbeidiyeh	
76-100%	51-75%	51-75%	1-25%	26-50%	51-75%
Yes	No	Yes	No info	Yes	No
No	No	No	No	No	No

• 6/13 communities assessed (3 communities are shown on the previous factsheet): Sharae, Sweinmreh, Zbeidiyeh



Shelter

- Independent apartment or house
- Shared apartment or house
- Unfinished apartment or house
- Tent
- Private space not for shelter
- Cave/natural shelter
- Collective public space not for shelter
- No IDPs
- No information
- Min - Max: rent paid per room (where known)

Sharae		Sweinmreh		Zbeidiyeh	
NDPs	IDPs	NDPs	IDPs	NDPs	IDPs
5000 - 6000 SYP		No info		No info	

Livelihoods

Most common sources of income

Most common strategies used to cope with lack of income / resources

Community	Most common sources of income	Most common strategies used to cope with lack of income / resources
Sharae	Stable employment Daily employment Business/trade	Children sent to work/beg Borrowing from family/friends High risk/illegal work
Sweinmreh	Stable employment Daily employment Savings	Children sent to work/beg Borrowing from family/friends Skipping meals
Zbeidiyeh	Sale of household assets Savings	Borrowing from family/friends Selling household assets

NFIs

Sharae

B 2700 SYP	NA
C 375 SYP	11000 SYP
D 225 SYP	275 SYP
F 80000 SYP	80000 SYP

Sweinmreh

B 3000 SYP	2500 SYP
C 350 SYP	450 SYP
D 365 SYP	1500 SYP
F 75000 SYP	65000 SYP

Zbeidiyeh

B 5000 SYP	NA
C NA	2000 SYP
D 300 SYP	1200 SYP
F NA	NA

Sharae
No lack of fuel

Sweinmreh
Cutting trees
Burning productive assets
Burning clothes

Zbeidiyeh
Burning productive assets
Burning plastic

Most common electricity source

- Main network
- Generator
- No source
- Solar alternative
- No information

Fuel Prices (SYP)*

- B** Butane (cannister)
- C** Coal (1kg)
- D** Diesel (1 litre)
- F** Firewood (1 tonne)

NFI Prices (SYP)*

- Cement (50kg)
- Floor mat (3*4m)
- Plastic tarpaulin (1m²)
- Tent (5 persons)

NA: not available for purchase

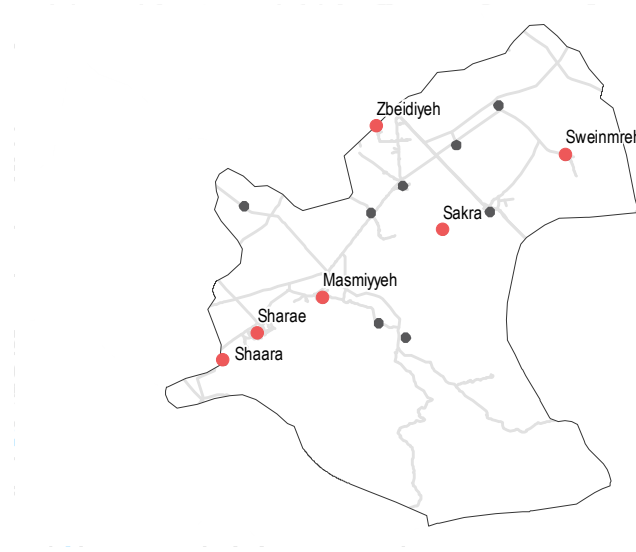
Most common strategies used to cope with a lack of fuel

WASH

- Most common water source
- Status of water source
- Water is safe to drink
 - Water tastes/smells bad
 - People sick after drinking
 - No information
- Sufficiency of available water to meet household needs
- Sufficient
 - Insufficient
 - No information
- Most common method of garbage disposal

- Sharae**
- Network
 - Public free collection
- Sweinmreh**
- Closed well
 - Buried / burned
- Zbeidiyeh**
- Closed well
 - Buried / burned

• 6/13 communities assessed (3 communities are shown on the previous factsheet): Sharae, Sweinmreh, Zbeidiyeh



Education

- Status of primary schools in village
- Functioning
 - Not functioning
 - Not available
 - No information
- Barriers to accessing education services

- Zbeidiyeh**
- Lack of school supplies

Sharae

Most children accessed education

Sweinmreh

Most children accessed education

Health

- Most common health problems
- Most common barriers to accessing healthcare

Community	Most common health problems	Most common barriers to accessing healthcare
Sharae	Diarrhoea Chronic diseases Severe diseases affecting those aged less than 5	Security concerns around travel Old age Security concerns around entering facilities
Sweinmreh	Chronic diseases Acute respiratory infections Severe diseases affecting those aged less than 5	No facilities in the area Security concerns around travel Old age
Zbeidiyeh	Acute respiratory infections Fever Severe diseases affecting those aged less than 5	Old age Disability/Injuries/Illness Not allowed to enter facilities

Food Security

- Sharae**
- Bread: 75 SYP
 - Rice: 500 SYP
 - Lentils: 325 SYP
 - Sugar: 275 SYP
 - Cooking oil: 650 SYP
- Private bakeries
 - No difficulties reported
 - Private bakeries unavailable
- Sweinmreh**
- Bread: no info
 - Rice: 500 SYP
 - Lentils: 350 SYP
 - Sugar: 265 SYP
 - Cooking oil: 650 SYP
- Shops
 - No difficulties reported
 - Private bakeries unavailable
- Zbeidiyeh**
- Bread: no info
 - Rice: 600 SYP
 - Lentils: 325 SYP
 - Sugar: 250 SYP
 - Cooking oil: 650 SYP
- Distribution by others
 - Flour too expensive
 - Private bakeries unavailable
- Main challenges to obtaining food**
- No challenges
 - Some foods unavailable
 - Local production decreased
 - Lack of access to markets
 - Some foods expensive
 - Lack of resources to buy food
 - Lack of access to fuel
 - Cooking fuel unavailable
 - No information
- Bread (public): 1 pack
 Rice: 1kg
 Lentils: 1kg
 Sugar: 1kg
 Cooking oil: 1 litre
- Access to bread
- Most common source of bread
 - Most common barriers to accessing bread
 - Number of days, per month, where bread from private bakeries was unavailable

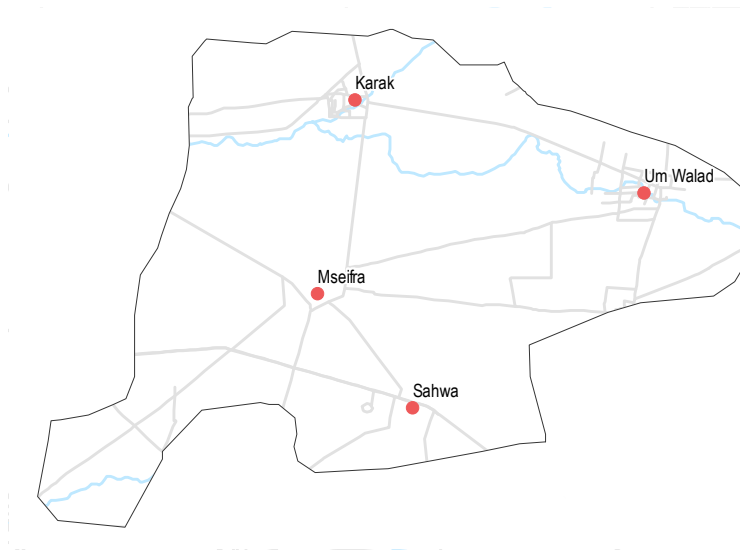
Mseifra, Dar'a Governorate

Displacement

- % of pre-conflict population remaining
- % of population that are female
- % of female-headed households
- IDPs living in village
- New IDP arrivals
- Returnees

Community	% of pre-conflict population remaining	% of population that are female	% of female-headed households	IDPs living in village	New IDP arrivals	Returnees
Karak	76-100%	51-75%	1-25%	Yes	No	Yes
Mseifra	51-75%	51-75%	1-25%	Yes	No	Yes
Sahwa	51-75%	51-75%	1-25%	Yes	No	Yes
Um Walad	51-75%	51-75%	1-25%	Yes	No	No

• 4/4 communities assessed : Karak, Mseifra, Sahwa, Um Walad



Shelter

- Independent apartment or house
- Shared apartment or house
- Unfinished apartment or house
- Tent
- Private space not for shelter
- Cave/natural shelter
- Collective public space not for shelter
- No IDPs
- No information
- Min - Max: rent paid per room (where known)

Community	Most common shelter	NDPs	IDPs
Karak	Independent apartment or house	No info	No info
Mseifra	Shared apartment or house	5000 - 10000 SYP	5000 - 10000 SYP
Sahwa	Shared apartment or house	5000 - 10000 SYP	5000 - 10000 SYP
Um Walad	Unfinished apartment or house	No info	No info

Livelihoods

Most common sources of income

Most common strategies used to cope with lack of income / resources

Community	Most common sources of income	Most common strategies used to cope with lack of income / resources
Karak	Daily employment Business/trade Support from family/friends	Children sent to work/beg Borrowing from family/friends Selling household assets
Mseifra	Daily employment Business/trade Support from family/friends	Children sent to work/beg Taking loans/buying on credit Borrowing from family/friends
Sahwa	Daily employment Business/trade Support from family/friends	Children sent to work/beg Borrowing from family/friends Selling household assets
Um Walad	Daily employment Business/trade Support from family/friends	Children sent to work/beg Borrowing from family/friends Selling household assets

NFIs

Community	Butane (cannister)	Coal (1kg)	Diesel (1 litre)	Firewood (1 tonne)	Cement (50kg)	Floor mat (3*4m)	Plastic tarpaulin (1m²)	Tent (5 persons)
Karak	B 8000 SYP	C NA	D 425 SYP	F 85000 SYP	2800 SYP	350 SYP	NA	NA
Mseifra	B 7500 SYP	C NA	D 375 SYP	F 75000 SYP	2750 SYP	350 SYP	NA	NA
Sahwa	B 7600 SYP	C NA	D 375 SYP	F 80000 SYP	2750 SYP	350 SYP	NA	NA
Um Walad	B 7200 SYP	C NA	D 375 SYP	F 80000 SYP	2750 SYP	350 SYP	NA	NA

- Most common electricity source
- Main network
 - Generator
 - No source
 - Solar alternative
 - No information
- Fuel Prices (SYP)*
- B** Butane (cannister)
 - C** Coal (1kg)
 - D** Diesel (1 litre)
 - F** Firewood (1 tonne)
- NFI Prices (SYP)*
- Cement (50kg)
 - Floor mat (3*4m)
 - Plastic tarpaulin (1m²)
 - Tent (5 persons)
- NA: not available for purchase

Most common strategies used to cope with a lack of fuel

Community	Most common strategies used to cope with a lack of fuel
Karak	Cutting trees Burning productive assets Burning plastic
Mseifra	Cutting trees Burning productive assets Burning plastic
Sahwa	Cutting trees Burning productive assets Burning plastic
Um Walad	Cutting trees Burning productive assets Burning plastic

WASH

Most common water source

Status of water source

- Water is safe to drink
- Water tastes/smells bad
- People sick after drinking
- No information

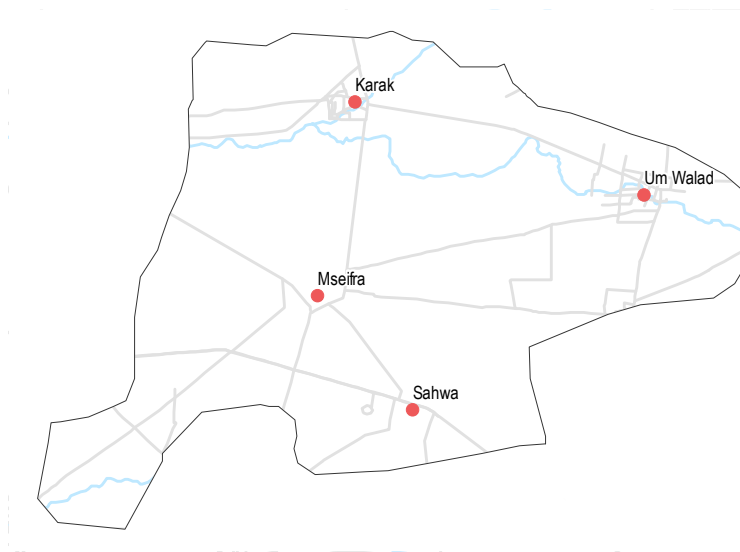
Sufficiency of available water to meet household needs

- Sufficient
- Insufficient
- No information

Most common method of garbage disposal

- Karak**
- Open well
 - Public free collection
- Mseifra**
- Other
 - Public free collection
- Sahwa**
- Other
 - Public free collection
- Um Walad**
- Other
 - Public free collection

• 4/4 communities assessed : Karak, Mseifra, Sahwa, Um Walad



Education

Status of primary schools in village

- Functioning
- Not functioning
- Not available
- No information

Barriers to accessing education services

- Sahwa**
Most children accessed education
- Um Walad**
Most children accessed education

Karak
Most children accessed education

Mseifra
Most children accessed education

Health

Most common health problems

Most common barriers to accessing healthcare

Community	Most common health problems	Most common barriers to accessing healthcare
Karak	Communicable diseases Chronic diseases Acute respiratory infections	No facilities in the area High cost of transportation Lack of transportation
Mseifra	Communicable diseases Chronic diseases Acute respiratory infections	No difficulties reported
Sahwa	Communicable diseases Chronic diseases Acute respiratory infections	No facilities in the area High cost of transportation Lack of transportation
Um Walad	Communicable diseases Chronic diseases Acute respiratory infections	No facilities in the area High cost of transportation Lack of transportation

Food Security

Karak

Bread: 125 SYP
Rice: 550 SYP
Lentils: 450 SYP
Sugar: 300 SYP
Cooking oil: 800 SYP

- Public bakeries
- No difficulties reported
- Private bakeries unavailable

Mseifra

Bread: 100 SYP
Rice: 550 SYP
Lentils: 450 SYP
Sugar: 300 SYP
Cooking oil: 775 SYP

- Public bakeries
- No difficulties reported
- Private bakeries unavailable

Sahwa

Bread: 100 SYP
Rice: 550 SYP
Lentils: 450 SYP
Sugar: 300 SYP
Cooking oil: 800 SYP

- Public bakeries
- No difficulties reported
- Private bakeries unavailable

Um Walad

Bread: 125 SYP
Rice: 550 SYP
Lentils: 450 SYP
Sugar: 300 SYP
Cooking oil: 775 SYP

- Public bakeries
- No difficulties reported
- Private bakeries unavailable

Main challenges to obtaining food

- No challenges
- Some foods unavailable
- Local production decreased
- Lack of access to markets
- Some foods expensive
- Lack of resources to buy food
- Lack of access to fuel
- Cooking fuel unavailable
- No information

Bread (public): 1 pack
Rice: 1kg
Lentils: 1kg
Sugar: 1kg
Cooking oil: 1 litre

Access to bread

- Most common source of bread

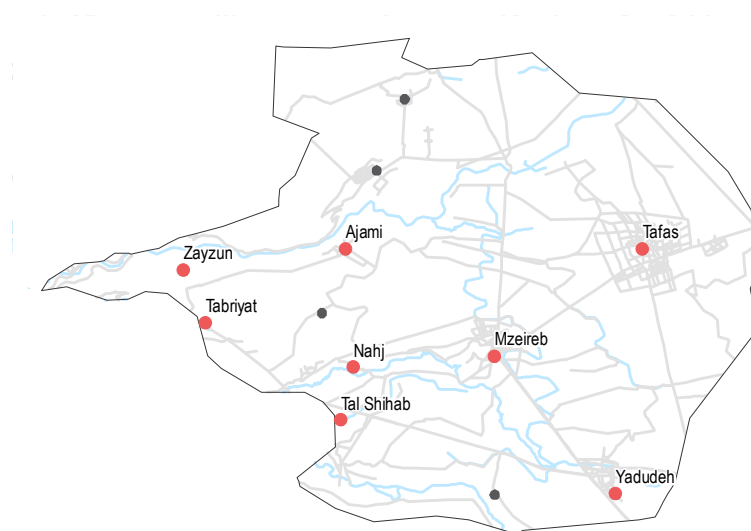
- Most common barriers to accessing bread
- Number of days, per month, where bread from private bakeries was unavailable

Displacement

- % of pre-conflict population remaining
- % of population that are female
- % of female-headed households
- IDPs living in village
- New IDP arrivals
- Returnees

Community	% of pre-conflict population remaining	% of population that are female	% of female-headed households	IDPs living in village	New IDP arrivals	Returnees
Ajami	76-100%	26-50%	1-25%	Yes	No	No
Mzeireb	51-75%	26-50%	1-25%	Yes	No	No
Nahj	76-100%	26-50%	1-25%	Yes	No	No
Tabriyat	76-100%	26-50%	1-25%	Yes	Yes	No

• 8/12 communities assessed (4 communities are shown on the next factsheet): Ajami, Mzeireb, Nahj, Tabriyat



Shelter

- Independent apartment or house
- Shared apartment or house
- Unfinished apartment or house
- Tent
- Private space not for shelter
- Cave/natural shelter
- Collective public space not for shelter
- No IDPs
- No information
- Min - Max: rent paid per room (where known)

Community	Most common shelter	Min - Max: rent paid per room (where known)
Ajami	Independent apartment or house	7000 - 8000 SYP
Mzeireb	Unfinished apartment or house	No info
Nahj	No IDPs	5000 - 6000 SYP
Tabriyat	Shared apartment or house	5000 - 6000 SYP

Livelihoods

- Most common sources of income
- Most common strategies used to cope with lack of income / resources

Community	Most common sources of income	Most common strategies used to cope with lack of income / resources
Ajami	Daily employment Farm owning Business/trade	Children sent to work/beg Borrowing from family/friends
Mzeireb	Daily employment Farm owning Business/trade	Children sent to work/beg Borrowing from family/friends
Nahj	Daily employment Farm owning Business/trade	Children sent to work/beg Borrowing from family/friends
Tabriyat	Stable employment Daily employment Business/trade	Children sent to work/beg Borrowing from family/friends Selling household assets

NFIs

Community	Butane (cannister)	Coal (1kg)	Diesel (1 litre)	Firewood (1 tonne)
Ajami	B 8500 SYP	C 500 SYP	D 450 SYP	F 90000 SYP
Mzeireb	B 8500 SYP	C 350 SYP	D 380 SYP	F 90000 SYP
Nahj	B 8500 SYP	C 500 SYP	D 450 SYP	F 90000 SYP
Tabriyat	B 8500 SYP	C 500 SYP	D 450 SYP	F 90000 SYP

- Most common electricity source
- Main network
- Generator
- No source
- Solar alternative
- No information
- Fuel Prices (SYP)*
- B** Butane (cannister)
- C** Coal (1kg)
- D** Diesel (1 litre)
- F** Firewood (1 tonne)
- NFI Prices (SYP)*
- Cement (50kg)
- Floor mat (3*4m)
- Plastic tarpaulin (1m²)
- Tent (5 persons)
- NA: not available for purchase

- Most common strategies used to cope with a lack of fuel

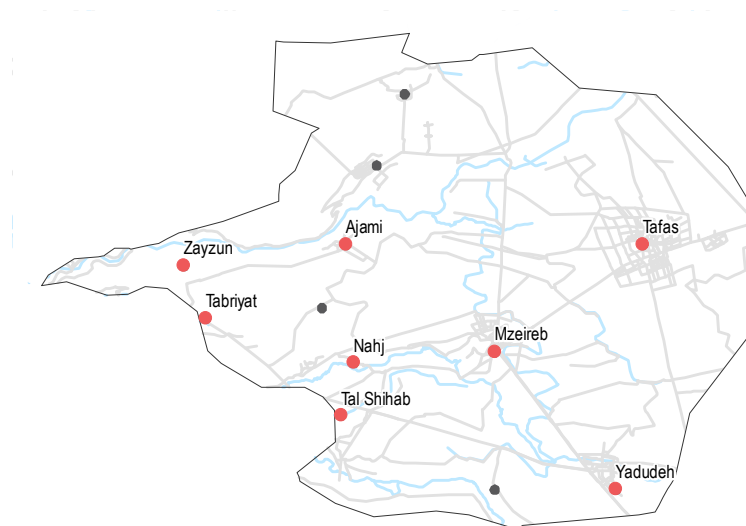
Community	Most common strategies used to cope with a lack of fuel
Ajami	Cutting trees Burning clothes Burning plastic
Mzeireb	No lack of fuel
Tabriyat	Cutting trees Burning plastic
Nahj	No lack of fuel

WASH

- Most common water source**
- Status of water source**
- Water is safe to drink
 - Water tastes/smells bad
 - People sick after drinking
 - No information
- Sufficiency of available water to meet household needs**
- Sufficient
 - Insufficient
 - No information
- Most common method of garbage disposal**

- Ajami**
- Protected spring
 - Public free collection
- Mzeireb**
- Water trucking
 - Private paid collection
- Nahj**
- Water trucking
 - Public free collection
- Tabriyat**
- Closed well
 - Buried / burned

8/12 communities assessed (4 communities are shown on the next factsheet): Ajami, Mzeireb, Nahj, Tabriyat



Education

- Status of primary schools in village**
- Functioning
 - Not functioning
 - Not available
 - No information
- Barriers to accessing education services**

- Nahj**
Most children accessed education
- Tabriyat**
Most children accessed education

Ajami
Most children accessed education

Mzeireb
Most children accessed education

Health

- Most common health problems
- Most common barriers to accessing healthcare

Community	Most common health problems	Most common barriers to accessing healthcare
Ajami	Acute respiratory infections Fever Severe diseases affecting those aged less than 5	No facilities in the area High cost of transportation Lack of transportation
Mzeireb	Disabilities Pregnancy related diseases Severe diseases affecting those aged less than 5	No difficulties reported
Nahj	Diarrhoea Chronic diseases Acute respiratory infections	No facilities in the area High cost of transportation
Tabriyat	Disabilities Diarrhoea Fever	No facilities in the area Lack of transportation

Food Security

Ajami

- Bread: no info
- Rice: 650 SYP
- Lentils: 400 SYP
- Sugar: 300 SYP
- Cooking oil: 900 SYP
- Shops
- No difficulties reported
- Private bakeries unavailable

Mzeireb

- Bread: no info
- Rice: 500 SYP
- Lentils: 350 SYP
- Sugar: 250 SYP
- Cooking oil: 650 SYP
- Private bakeries
- No difficulties reported
- 0

Nahj

- Bread: no info
- Rice: 600 SYP
- Lentils: 400 SYP
- Sugar: 300 SYP
- Cooking oil: 900 SYP
- Shops
- No difficulties reported
- Private bakeries unavailable

Tabriyat

- Bread: no info
- Rice: 650 SYP
- Lentils: 400 SYP
- Sugar: 300 SYP
- Cooking oil: 900 SYP
- Shops
- No difficulties reported
- Private bakeries unavailable

Main challenges to obtaining food

- No challenges
- Some foods unavailable
- Local production decreased
- Lack of access to markets
- Some foods expensive
- Lack of resources to buy food
- Lack of access to fuel
- Cooking fuel unavailable
- No information

Bread (public): 1 pack
Rice: 1kg
Lentils: 1kg
Sugar: 1kg
Cooking oil: 1 litre

Access to bread
Most common source of bread

- Most common barriers to accessing bread
- Number of days, per month, where bread from private bakeries was unavailable

Mzeireb 2/2, Dar'a Governorate

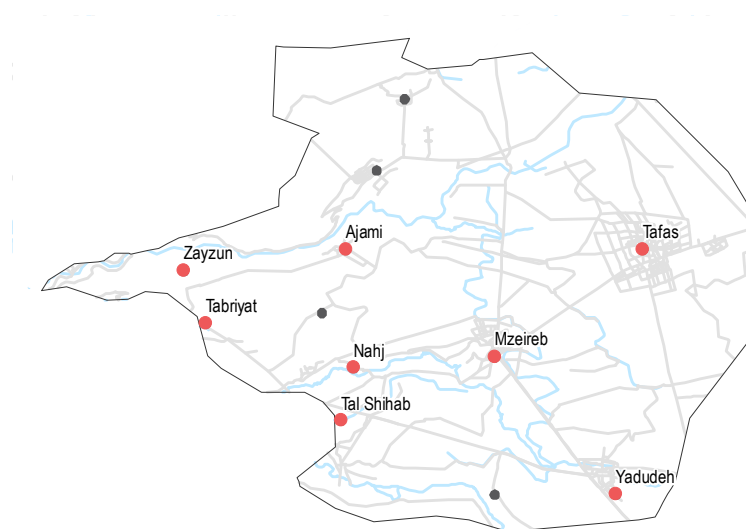
December 2017

Displacement

- % of pre-conflict population remaining
- % of population that are female
- % of female-headed households
- IDPs living in village
- New IDP arrivals
- Returnees

Community	% of pre-conflict population remaining	% of population that are female	% of female-headed households	IDPs living in village	New IDP arrivals	Returnees
Tafas	76-100%	51-75%	1-25%	Yes	No	Yes
Tal Shihab	76-100%	51-75%	1-25%	Yes	No	No
Yadudeh	76-100%	26-50%	1-25%	Yes	No	No
Zayzun	51-75%	51-75%	1-25%	Yes	No	No

• 8/12 communities assessed (4 communities are shown on the previous factsheet): Tafas, Tal Shihab, Yadudeh, Zayzun



Shelter

- Independent apartment or house
- Shared apartment or house
- Unfinished apartment or house
- Tent
- Private space not for shelter
- Cave/natural shelter
- Collective public space not for shelter
- No IDPs
- No information
- Min - Max: rent paid per room (where known)

Community	Most common shelter	Min - Max: rent paid per room (where known)
Tafas	NDPs: IDPs:	1500 - 2000 SYP
Tal Shihab	NDPs: IDPs:	9500 - 10000 SYP
Yadudeh	NDPs: IDPs:	No info
Zayzun	NDPs: IDPs:	No info

Livelihoods

- Most common sources of income
- Most common strategies used to cope with lack of income / resources

Community	Most common sources of income	Most common strategies used to cope with lack of income / resources
Tafas	Stable employment Daily employment Farm owning	No info
Tal Shihab	Stable employment Farm owning Business/trade	Children sent to work/beg Borrowing from family/friends
Yadudeh	Daily employment Farm owning Business/trade	Children sent to work/beg Taking loans/buying on credit Borrowing from family/friends
Zayzun	Daily employment Farm owning Business/trade	Children sent to work/beg Borrowing from family/friends

NFIs

Community	Lightbulb (Electricity)	Lightbulb (Electricity)
Tafas	B 7500 SYP C 350 SYP D 380 SYP F 90000 SYP	2600 SYP 8300 SYP 1500 SYP 68000 SYP
Tal Shihab	B 8500 SYP C 400 SYP D 450 SYP F 90000 SYP	2800 SYP 12000 SYP 2500 SYP NA
Yadudeh	B 7500 SYP C 350 SYP D 380 SYP F 95000 SYP	NA 8000 SYP 1100 SYP 63500 SYP
Zayzun	B 8000 SYP C 350 SYP D 385 SYP F 85000 SYP	NA NA NA NA

- Most common electricity source
- Main network
 - Generator
 - No source
 - Solar alternative
 - No information
- Fuel Prices (SYP)*
- B** Butane (cannister)
 - C** Coal (1kg)
 - D** Diesel (1 litre)
 - F** Firewood (1 tonne)
- NFI Prices (SYP)*
- Cement (50kg)
 - Floor mat (3*4m)
 - Plastic tarpaulin (1m²)
 - Tent (5 persons)
- NA: not available for purchase

Community	Most common strategies used to cope with a lack of fuel
Tafas	No lack of fuel
Tal Shihab	No lack of fuel
Zayzun	No lack of fuel
Yadudeh	No lack of fuel

WASH

- Most common water source**
- Status of water source**
- Water is safe to drink
 - Water tastes/smells bad
 - People sick after drinking
 - No information
- Sufficiency of available water to meet household needs**
- Sufficient
 - Insufficient
 - No information
- Most common method of garbage disposal**

Tafas

- Network
- Private paid collection

Tal Shihab

- Water trucking
- Public free collection

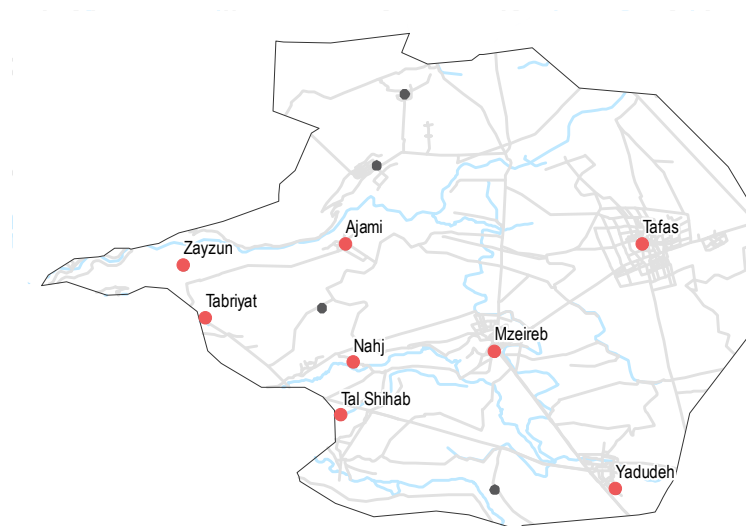
Yadudeh

- Water trucking
- Private paid collection

Zayzun

- Water trucking
- Private paid collection

• 8/12 communities assessed (4 communities are shown on the previous factsheet): Tafas, Tal Shihab, Yadudeh, Zayzun



Education

- Status of primary schools in village**
- Functioning
 - Not functioning
 - Not available
 - No information
- Barriers to accessing education services**

Yadudeh

Most children accessed education

Zayzun

Most children accessed education

Tafas

Most children accessed education

Tal Shihab

Most children accessed education

Health

Most common health problems

Most common barriers to accessing healthcare

Tafas

Disabilities
Pregnancy related diseases
Severe diseases affecting those aged less than 5

No difficulties reported

Tal Shihab

Diarrhoea

No difficulties reported

Yadudeh

Disabilities
Maternal health issues
Severe diseases affecting those aged less than 5

No difficulties reported

Zayzun

Disabilities
Chronic diseases
Severe diseases affecting those aged less than 5

No facilities in the area

Food Security

Tafas

- Private bakeries
- Bread: no info
- Rice: 500 SYP
- Lentils: 300 SYP
- Sugar: 250 SYP
- Cooking oil: 600 SYP
- No difficulties reported

Tal Shihab

- Shops
- Bread: no info
- Rice: 600 SYP
- Lentils: 400 SYP
- Sugar: 275 SYP
- Cooking oil: 800 SYP
- No difficulties reported

Yadudeh

- Shops
- Bread: no info
- Rice: 500 SYP
- Lentils: 300 SYP
- Sugar: 250 SYP
- Cooking oil: 600 SYP
- No difficulties reported

Zayzun

- Shops
- Bread: no info
- Rice: 500 SYP
- Lentils: 300 SYP
- Sugar: 250 SYP
- Cooking oil: 600 SYP
- No difficulties reported
- Private bakeries unavailable

Main challenges to obtaining food

- No challenges
- Some foods unavailable
- Local production decreased
- Lack of access to markets
- Some foods expensive
- Lack of resources to buy food
- Lack of access to fuel
- Cooking fuel unavailable
- No information

Bread (public): 1 pack
Rice: 1kg
Lentils: 1kg
Sugar: 1kg
Cooking oil: 1 litre

Access to bread

- Most common source of bread
- Most common barriers to accessing bread
- Number of days, per month, where bread from private bakeries was unavailable

Nawa 1/2, Dar'a Governorate

December 2017

Displacement

- % of pre-conflict population remaining
- % of population that are female
- % of female-headed households
- IDPs living in village
- New IDP arrivals
- Returnees

Edwan		
51-75%	51-75%	1-25%
Yes	No info	No
Jabaliyeh		
51-75%	51-75%	26-50%
Yes	No info	No
Nasriyeh		
76-100%	51-75%	1-25%
Yes	No	No

6/6 communities assessed (3 communities are shown on the next factsheet): Edwan, Jabaliyeh, Nasriyeh



Shelter

- Independent apartment or house
- Shared apartment or house
- Unfinished apartment or house
- Tent
- Private space not for shelter
- Cave/natural shelter
- Collective public space not for shelter
- No IDPs
- No information
- Min - Max: rent paid per room (where known)

Edwan	
NDPs	IDPs
No info	
Jabaliyeh	
NDPs	IDPs
No info	
Nasriyeh	
NDPs	IDPs
2500 - 3000 SYP	

Livelihoods

Most common sources of income

Most common strategies used to cope with lack of income / resources

Community	Most common sources of income	Most common strategies used to cope with lack of income / resources
Edwan	Daily employment High risk/illegal work	Borrowing from family/friends Skipping meals
Jabaliyeh	Daily employment Farm owning Support from family/friends	Borrowing from family/friends Skipping meals Reducing meal size
Nasriyeh	Stable employment Daily employment Savings	Children sent to work/beg Borrowing from family/friends Skipping meals

NFIs

Edwan

B 8000 SYP	3000 SYP
C 350 SYP	450 SYP
D 400 SYP	1500 SYP
F 75000 SYP	75000 SYP

Jabaliyeh

B 8000 SYP	NA
C 350 SYP	4000 SYP
D 350 SYP	3500 SYP
F NA	75000 SYP

Nasriyeh

B 8000 SYP	2500 SYP
C 350 SYP	450 SYP
D 400 SYP	1500 SYP
F 75000 SYP	75000 SYP

- Most common electricity source
- Main network
 - Generator
 - No source
 - Solar alternative
 - No information
- Fuel Prices (SYP)*
- B** Butane (cannister)
 - C** Coal (1kg)
 - D** Diesel (1 litre)
 - F** Firewood (1 tonne)
- NFI Prices (SYP)*
- Cement (50kg)
 - Floor mat (3*4m)
 - Plastic tarpaulin (1m²)
 - Tent (5 persons)
- NA: not available for purchase

Edwan

Cutting trees
Burning productive assets
Burning plastic

Jabaliyeh

Cutting trees
Burning furniture not in use
Burning plastic

Nasriyeh

Cutting trees
Burning productive assets
Burning plastic

Most common strategies used to cope with a lack of fuel

Nawa 1/2, Dar'a Governorate

WASH

Most common water source

Status of water source

- Water is safe to drink
- Water tastes/smells bad
- People sick after drinking
- No information

Sufficiency of available water to meet household needs

- Sufficient
- Insufficient
- No information

Most common method of garbage disposal

Edwan

- Closed well
- Buried / burned

Jabaliyeh

- Closed well
- Left in street / public area

Nasriyeh

- Network
- Buried / burned

6/6 communities assessed (3 communities are shown on the next factsheet): Edwan, Jabaliyeh, Nasriyeh



Education

Status of primary schools in village

- Functioning
- Not functioning
- Not available
- No information

Barriers to accessing education services

Nasriyeh

Most children accessed education

Edwan

Lack of teaching staff
Parents do not approve of curriculum

Jabaliyeh

Most children accessed education

Health

Most common health problems

Most common barriers to accessing healthcare

Edwan	Chronic diseases Acute respiratory infections Severe diseases affecting those aged less than 5	No facilities in the area Old age Disability/Injuries/Illness
Jabaliyeh	Communicable diseases Chronic diseases Acute respiratory infections	No facilities in the area
Nasriyeh	Chronic diseases Acute respiratory infections Severe diseases affecting those aged less than 5	Security concerns around travel Old age

Food Security

Edwan

Bread: no info
Rice: 500 SYP
Lentils: 350 SYP
Sugar: 300 SYP
Cooking oil: 650 SYP

Shops

- No difficulties reported
- Private bakeries unavailable

Jabaliyeh

Bread: no info
Rice: 550 SYP
Lentils: 400 SYP
Sugar: 265 SYP
Cooking oil: 700 SYP

Private bakeries

- No difficulties reported
- 0

Nasriyeh

Bread: no info
Rice: 475 SYP
Lentils: 350 SYP
Sugar: 275 SYP
Cooking oil: 650 SYP

Private bakeries

- No difficulties reported
- 1 to 10

Main challenges to obtaining food

- No challenges
- Some foods unavailable
- Local production decreased
- Lack of access to markets
- Some foods expensive
- Lack of resources to buy food
- Lack of access to fuel
- Cooking fuel unavailable
- No information

Bread (public): 1 pack
Rice: 1kg
Lentils: 1kg
Sugar: 1kg
Cooking oil: 1 litre

Access to bread

- Most common source of bread
- Most common barriers to accessing bread
- Number of days, per month, where bread from private bakeries was unavailable

Nawa 2/2, Dar'a Governorate

December 2017

Displacement

- % of pre-conflict population remaining
- % of population that are female
- % of female-headed households
- IDPs living in village
- New IDP arrivals
- Returnees

Nawa	
51-75%	51-75%
Yes	No
No	No
Sheikh Saed	
51-75%	51-75%
Yes	No
No	No
1-25%	1-25%
Yes	No
No	No
Sokkariyeh	
76-100%	51-75%
Yes	No info
No	No

• 6/6 communities assessed (3 communities are shown on the previous factsheet): Nawa, Sheikh Saed, Sokkariyeh



Shelter

- Independent apartment or house
- Shared apartment or house
- Unfinished apartment or house
- Tent
- Private space not for shelter
- Cave/natural shelter
- Collective public space not for shelter
- No IDPs
- No information
- Min - Max: rent paid per room (where known)

Nawa	
NDPs	IDPs
5000 - 10000 SYP	
Sheikh Saed	
NDPs	IDPs
No info	
Sokkariyeh	
NDPs	IDPs
No info	

Livelihoods

Most common sources of income

Most common strategies used to cope with lack of income / resources

Community	Most common sources of income	Most common strategies used to cope with lack of income / resources
Nawa	Daily employment Farm owning Support from family/friends	Borrowing from family/friends Skipping meals Reducing meal size
Sheikh Saed	Daily employment Business/trade Support from family/friends	Children sent to work/beg Borrowing from family/friends Selling household assets
Sokkariyeh	Daily employment Farm owning Business/trade	Children sent to work/beg Borrowing from family/friends Skipping meals

NFIs

Nawa

B 7500 SYP	2000 SYP
C 350 SYP	4000 SYP
D 370 SYP	3500 SYP
F 75000 SYP	75000 SYP

Sheikh Saed

B 8000 SYP	NA
C NA	11000 SYP
D 425 SYP	350 SYP
F 90000 SYP	NA

Sokkariyeh

B 8000 SYP	NA
C 500 SYP	3800 SYP
D 425 SYP	425 SYP
F 70000 SYP	NA

- Most common electricity source
- Main network
 - Generator
 - No source
 - Solar alternative
 - No information
- Fuel Prices (SYP)*
- B** Butane (cannister)
 - C** Coal (1kg)
 - D** Diesel (1 litre)
 - F** Firewood (1 tonne)
- NFI Prices (SYP)*
- Cement (50kg)
 - Floor mat (3*4m)
 - Plastic tarpaulin (1m²)
 - Tent (5 persons)
- NA: not available for purchase

Most common strategies used to cope with a lack of fuel

Nawa

- Cutting trees
- Burning furniture not in use
- Burning plastic

Sheikh Saed

- Cutting trees
- Burning productive assets
- Burning plastic

Sokkariyeh

- Burning productive assets
- Burning waste

WASH

Most common water source

Status of water source

Water is safe to drink

Water tastes/smells bad

People sick after drinking

No information

Sufficiency of available water to meet household needs

Sufficient

Insufficient

No information

Most common method of garbage disposal

Nawa

Closed well

Public free collection

Sheikh Saed

Water trucking

Public free collection

Sokkariyeh

Closed well

Buried / burned

• 6/6 communities assessed (3 communities are shown on the previous factsheet): Nawa, Sheikh Saed, Sokkariyeh



Education

Status of primary schools in village

Functioning

Not functioning

Not available

No information

Barriers to accessing education services

Sokkariyeh

Most children accessed education

Nawa

Most children accessed education

Sheikh Saed

Most children accessed education

Health

Most common health problems

Communicable diseases
Chronic diseases
Acute respiratory infections

Most common barriers to accessing healthcare

No difficulties reported

Nawa

Sheikh Saed

Sokkariyeh

Communicable diseases
Chronic diseases
Acute respiratory infections

No facilities in the area
High cost of transportation
Lack of transportation

Chronic diseases
Pregnancy related diseases
Severe diseases affecting those aged less than 5

Food Security

Nawa



Bread: no info
Rice: 550 SYP
Lentils: 400 SYP
Sugar: 265 SYP
Cooking oil: 700 SYP

Private bakeries

No difficulties reported

0

Sheikh Saed



Bread: 150 SYP
Rice: 550 SYP
Lentils: no info
Sugar: 300 SYP
Cooking oil: 800 SYP

Shops

No difficulties reported

Private bakeries unavailable

Sokkariyeh



Bread: no info
Rice: 650 SYP
Lentils: 425 SYP
Sugar: 325 SYP
Cooking oil: 750 SYP

Private bakeries

No difficulties reported

0

Main challenges to obtaining food

No challenges

Some foods unavailable

Local production decreased

Lack of access to markets

Some foods expensive

Lack of resources to buy food

Lack of access to fuel

Cooking fuel unavailable

No information

Bread (public): 1 pack

Rice: 1kg

Lentils: 1kg

Sugar: 1kg

Cooking oil: 1 litre

Access to bread

Most common source of bread

Most common barriers to accessing bread

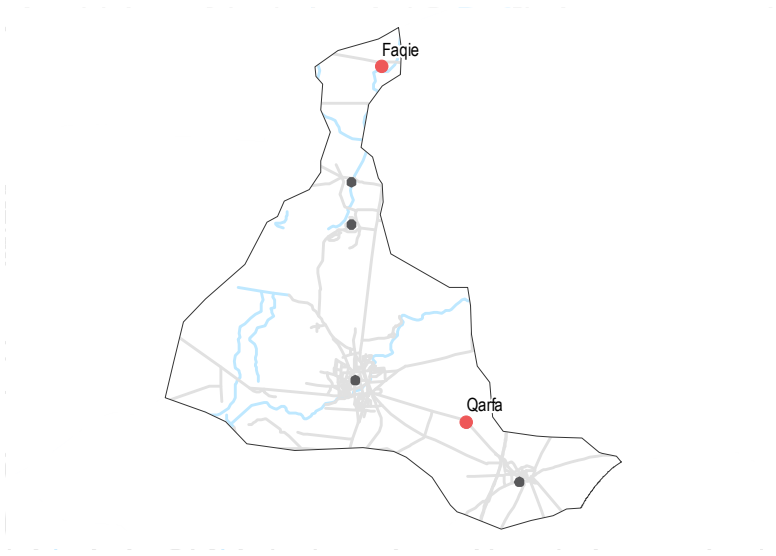
Number of days, per month, where bread from private bakeries was unavailable

Displacement

- % of pre-conflict population remaining
- % of population that are female
- % of female-headed households
- IDPs living in village
- New IDP arrivals
- Returnees

Faqie	51-75%	1-25%	1-25%
	Yes	No info	No
Qarfa	51-75%	51-75%	1-25%
	Yes	No	No

• 2/6 communities assessed : Faqie, Qarfa



Shelter

- Independent apartment or house
 - Shared apartment or house
 - Unfinished apartment or house
 - Tent
 - Private space not for shelter
 - Cave/natural shelter
 - Collective public space not for shelter
 - No IDPs
 - No information
- Min - Max: rent paid per room (where known)

Faqie	NDPs	IDPs
	No info	
Qarfa	NDPs	IDPs
	2500 - 3000 SYP	

Livelihoods

	Most common sources of income	Most common strategies used to cope with lack of income / resources
Faqie	Stable employment Farm owning Support from family/friends	Borrowing from family/friends Skipping meals Reducing meal size
Qarfa	Stable employment Daily employment Savings	Borrowing from family/friends Skipping meals

NFIs

Faqie	B 3000 SYP NA	C 350 SYP 4000 SYP	D 300 SYP 3500 SYP	F 75000 SYP NA
Qarfa	B 2800 SYP 2500 SYP	C 350 SYP 450 SYP	D 200 SYP 1500 SYP	F 60000 SYP 65000 SYP

- Most common electricity source
- Main network
- Generator
- No source
- Solar alternative
- No information
- Fuel Prices (SYP)*
- B** Butane (cannister)
- C** Coal (1kg)
- D** Diesel (1 litre)
- F** Firewood (1 tonne)
- NFI Prices (SYP)*
- Cement (50kg)
- Floor mat (3*4m)
- Plastic tarpaulin (1m²)
- Tent (5 persons)
- NA: not available for purchase

- Faqie**
No lack of fuel
- Qarfa**
No lack of fuel

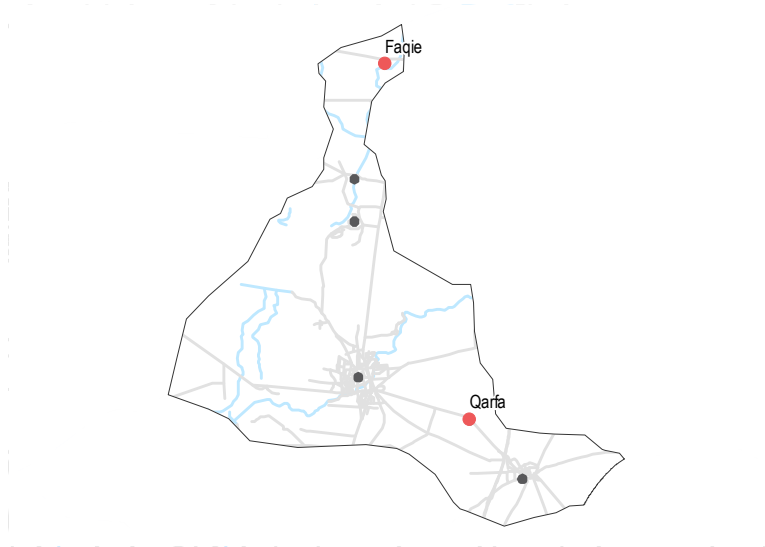
- Most common strategies used to cope with a lack of fuel

WASH

- Most common water source
- Status of water source
- Water is safe to drink
 - Water tastes/smells bad
 - People sick after drinking
 - No information
- Sufficiency of available water to meet household needs
- Sufficient
 - Insufficient
 - No information
- Most common method of garbage disposal

- Faqie**
- Network
 - Public free collection
- Qarfa**
- Network
 - Public free collection

• 2/6 communities assessed : Faqie, Qarfa



Food Security

Faqie

- Bread: 50 SYP
 - Rice: 550 SYP
 - Lentils: 400 SYP
 - Sugar: 250 SYP
 - Cooking oil: 700 SYP
- Public bakeries
 - No difficulties reported
 - 0

Qarfa

- Bread: 50 SYP
 - Rice: 500 SYP
 - Lentils: 350 SYP
 - Sugar: 260 SYP
 - Cooking oil: 600 SYP
- Private bakeries
 - No difficulties reported
 - 0

Main challenges to obtaining food

- No challenges
 - Some foods unavailable
 - Local production decreased
 - Lack of access to markets
 - Some foods expensive
 - Lack of resources to buy food
 - Lack of access to fuel
 - Cooking fuel unavailable
 - No information
- Bread (public): 1 pack
 Rice: 1kg
 Lentils: 1 kg
 Sugar: 1kg
 Cooking oil: 1 litre

- Access to bread
- Most common source of bread
 - Most common barriers to accessing bread
 - Number of days, per month, where bread from private bakeries was unavailable

Education

- Status of primary schools in village
- Functioning
 - Not functioning
 - Not available
 - No information
- Barriers to accessing education services

Faqie
 Most children accessed education

Qarfa
 Most children accessed education

Health

- Most common health problems
- Most common barriers to accessing healthcare

Faqie

- Communicable diseases
- Chronic diseases
- Acute respiratory infections

No difficulties reported

Qarfa

- Chronic diseases
- Acute respiratory infections
- Severe diseases affecting those aged less than 5

- Old age
- Disability/Injuries/Illness

Tassil, Dar'a Governorate

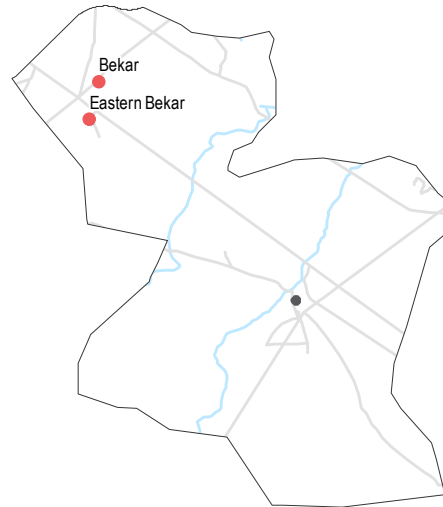
December 2017

Displacement

- % of pre-conflict population remaining
- % of population that are female
- % of female-headed households
- IDPs living in village
- New IDP arrivals
- Returnees

Bekar					
76-100%	26-50%	1-25%			
Yes	No	No			
Eastern Bekar					
76-100%	26-50%	1-25%			
Yes	No	No			

• 2/3 communities assessed : Bekar, Eastern Bekar



Shelter

- Independent apartment or house
 - Shared apartment or house
 - Unfinished apartment or house
 - Tent
 - Private space not for shelter
 - Cave/natural shelter
 - Collective public space not for shelter
 - No IDPs
 - No information
- Min - Max: rent paid per room (where known)

Bekar	
NDPs	IDPs
3500 - 4000 SYP	

Eastern Bekar	
NDPs	IDPs
3000 - 4000 SYP	

Livelihoods

Most common sources of income

Most common strategies used to cope with lack of income / resources

Bekar

Daily employment
Business/trade
Remittances

Children sent to work/beg
Borrowing from family/friends

Eastern Bekar

Daily employment
Farm owning
Savings

Children sent to work/beg
Borrowing from family/friends

NFIs

Bekar

B 9000 SYP		NA
C NA		NA
D 500 SYP		NA
F 95000 SYP		NA

Eastern Bekar

B 9000 SYP		NA
C NA		NA
D 500 SYP		NA
F 95000 SYP		NA

Most common electricity source

- Main network
- Generator
- No source
- Solar alternative
- No information

Fuel Prices (SYP)*

- B** Butane (cannister)
- C** Coal (1kg)
- D** Diesel (1 litre)
- F** Firewood (1 tonne)

NFI Prices (SYP)*

- Cement (50kg)
- Floor mat (3*4m)
- Plastic tarpaulin (1m²)
- Tent (5 persons)

NA: not available for purchase

Bekar

Cutting trees
Burning productive assets
Burning plastic

Eastern Bekar

Cutting trees
Burning clothes
Burning plastic

Most common strategies used to cope with a lack of fuel

Tassil, Dar'a Governorate

December 2017

WASH

- Most common water source
- Status of water source
 - Water is safe to drink
 - Water tastes/smells bad
 - People sick after drinking
- No information
- Sufficiency of available water to meet household needs
 - Sufficient
 - Insufficient
- No information
- Most common method of garbage disposal

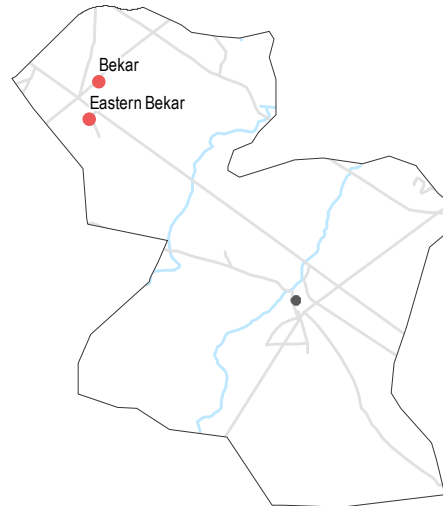
Bekar

- Water trucking
- Buried / burned

Eastern Bekar

- Water trucking
- Buried / burned

• 2/3 communities assessed : Bekar, Eastern Bekar



Food Security

Bekar

- Bread: no info
- Rice: 700 SYP
- Lentils: 500 SYP
- Sugar: 300 SYP
- Cooking oil: 900 SYP
- Shops
- No difficulties reported
- Private bakeries unavailable

Eastern Bekar

- Bread: no info
- Rice: 650 SYP
- Lentils: 500 SYP
- Sugar: 300 SYP
- Cooking oil: 900 SYP
- Shops
- No difficulties reported
- Private bakeries unavailable

Main challenges to obtaining food

- No challenges
- Some foods unavailable
- Local production decreased
- Lack of access to markets
- Some foods expensive
- Lack of resources to buy food
- Lack of access to fuel
- Cooking fuel unavailable
- No information

Bread (public): 1 pack
Rice: 1kg
Lentils: 1kg
Sugar: 1kg
Cooking oil: 1 litre

Access to bread

- Most common source of bread
- Most common barriers to accessing bread
- Number of days, per month, where bread from private bakeries was unavailable

Education

- Status of primary schools in village
 - Functioning
 - Not functioning
 - Not available
- No information
- Barriers to accessing education services

Bekar

Most children accessed education

Eastern Bekar

Most children accessed education

Health

Most common health problems

- Diarrhoea
- Chronic diseases
- Acute respiratory infections

Most common barriers to accessing healthcare

- No facilities in the area
- High cost of transportation
- Lack of transportation

Bekar

- Chronic diseases
- Fever
- Severe diseases affecting those aged less than 5

Eastern Bekar

- No facilities in the area
- High cost of transportation
- Lack of transportation