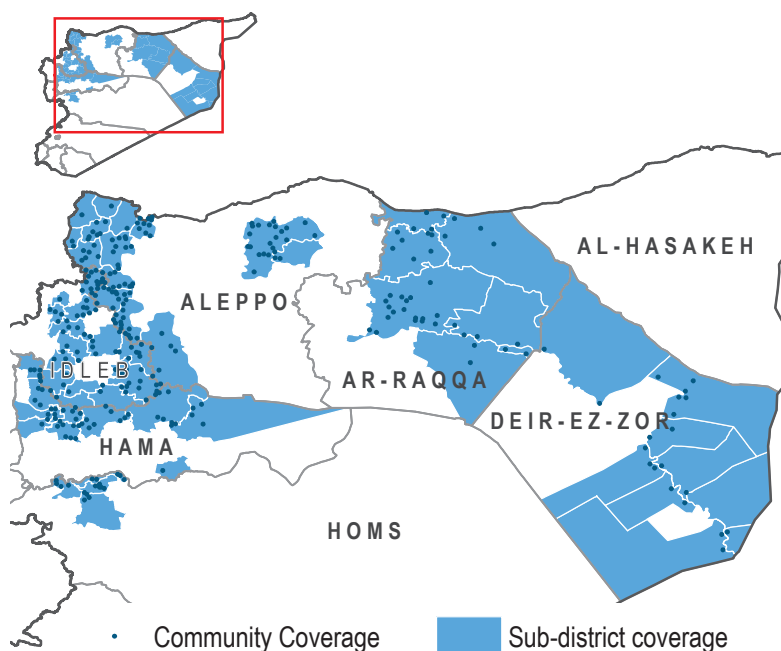


OVERALL FINDINGS:

2 - 29 JANUARY 2017

- 2,387 locations across ISMI-covered governorates of Syria are reported to host displaced populations¹. Of these, 1,183 are covered in ISMI weekly data collection cycles; **307 ISMI-covered communities experienced inward or outward movement of IDPs during the reporting period².**

Coverage January 2017



NUMBERS AT A GLANCE

36,374 TOTAL IDP DEPARTURES³

34,134 TOTAL IDP ARRIVALS³

69% of all recorded IDP departures³ from Aleppo governorate

49% of all recorded IDPs arrivals³ were to Aleppo governorate

33% of all recorded IDP arrivals specifically to A'zaz sub-district

11% of recorded all IDP destinations³ were to Iraq, Turkey or to the Syrian-Turkish border area

Table 1: Recorded IDP arrivals to ISMI-covered communities, by governorate

GOVERNORATE	IDP ARRIVALS					
	Reported arrivals (#IDPs)	Change to last month	Sub-districts with largest reported IDP arrivals (#IDPs)		Most common sub-district of provenance of reported DP arrivals (#IDPs)	
Aleppo	16,858	↓	A'zaz (11,431)	Menbij (2,695)	Al Bab (3,193)	Jebel Saman (1,675)
Idleb	10,837	↓	Dana (4,951)	Maaret Tamsrin (1,614)	Jebel Saman (4,960)	Atareb (1,173)
Ar-Raqqa	4,259	↓	Ar-Raqqa (2,552)	Ein Issa (794)	Ar-Raqqa (2,083)	Jurneyyeh (492)
Hama	1,198	↓	Kafr Zeita (303)	Suran (286)	Suran (423)	Hama (235)
Deir-ez-Zor	513	↓	Al Mayadin (143)	Sur (127)	Deir-ez-Zor (300)	Khasham (63)
Homs	468	↓	Ar-Rastan (310)	Talbiseh (103)	Talbiseh (7)	Homs (5)

Figure 1: Reported IDP arrivals by governorate (%)

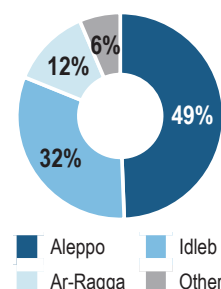


Table 2: Recorded IDP departures from ISMI-covered communities, by governorate

GOVERNORATE	IDP DEPARTURES					
	Reported departures (#IDPs)	Change to last month	Sub-districts with largest reported IDP departures (#IDPs)		Most common destinations of reported IDP departures (#IDPs)	
Aleppo	24,943	↓	A'zaz (20,721)	Menbij (1,615)	A'zaz (4,552)	Suran (2,719)
Idleb	5,370	↑	Dana (4,189)	Maaret Tamsrin (518)	Turkey (947)	Syrian-Turkey border area (570)
Ar-Raqqa	4,156	↓	Ar-Raqqa (3,364)	Ein Issa (435)	Ar-Raqqa (710)	Ras al Ain (462)
Hama	1,148	↑	Hamra (591)	Suran (141)	Hama (431)	Turkey (278)
Homs	462	↑	Ar-Rastan (212)	Taldu (132)	Talbiseh (278)	Ar-Rastan (91)
Deir-ez-Zor	296	↑	Kisreh (114)	Hajin (72)	Tadmor (100)	Hajin (70)

Figure 2: Most common sub-districts of provenance of reported IDP arrivals (# IDPs)

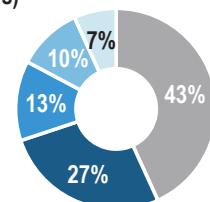
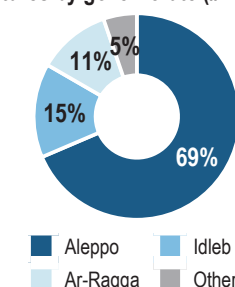


Figure 3: Percentage of reported IDP departures by governorate (# IDPs)



¹ Humanitarian Needs Overview Syria (HNO) 2017

² Due to multiple displacement in some cases IDPs may have been recorded arriving/departing to more than one ISMI-covered community

³ Calculated from total IDPs reported arriving/departing across all ISMI-covered communities

ALEPPO GOVERNORATE

NUMBERS AT A GLANCE

24,943 IDP DEPARTURES³

16,858 IDP ARRIVALS³

69 % of all recorded IDP departures³ were from communities in Aleppo

64 % of all recorded IDP arrivals³ originated in Aleppo

49 % of all recorded IDP arrivals³ were to communities in Aleppo

As was the case in December 2016, ISMI-covered communities in **Aleppo governorate experienced the highest number of IDP arrivals during the reporting period**, in comparison to other assessed governorates in northern Syria.

In total, **11,431 IDPs arrived in ISMI-covered communities during January; constituting 33% of all reported IDP arrivals across ISMI-covered communities this month**. Further, 20,721 IDPs were reported leaving communities in A'zaz sub-district, which accounted for 57% of departures recorded across all governorates (Figure 6).

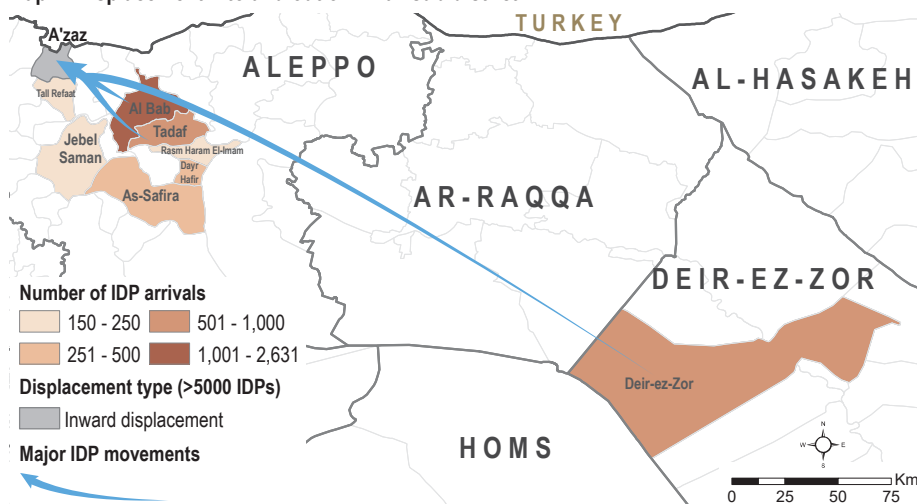
JEBEL SAMAN:

Across all ISMI-covered communities, a total of 6,635 IDPs were recorded arriving from **Jebel Saman sub-district during the reporting period**. The vast majority of IDPs from Jebel Saman were reported arriving to Idleb governorate (75%), in particular to Dana sub-district. The remaining 25% were recorded in communities within Aleppo, most commonly to A'zaz sub-district (Map 1).

DISPLACEMENT FROM AL BAB:

With conflict continuing to affect populations in northern parts of the governorate, particularly in Al Bab sub-district, large scale movement was reported out of the area. **During January, 3,193 IDPs arriving in ISMI-covered communities reported originating from Al Bab sub-district**. Overall, populations most commonly travelled north towards the Turkish border, and significant inward and outward movement was recorded in A'zaz sub-district (Map 2).

Map 2: Displacement into and out of A'zaz sub-district



Map 1: Major displacement out of Jebel Saman sub-district

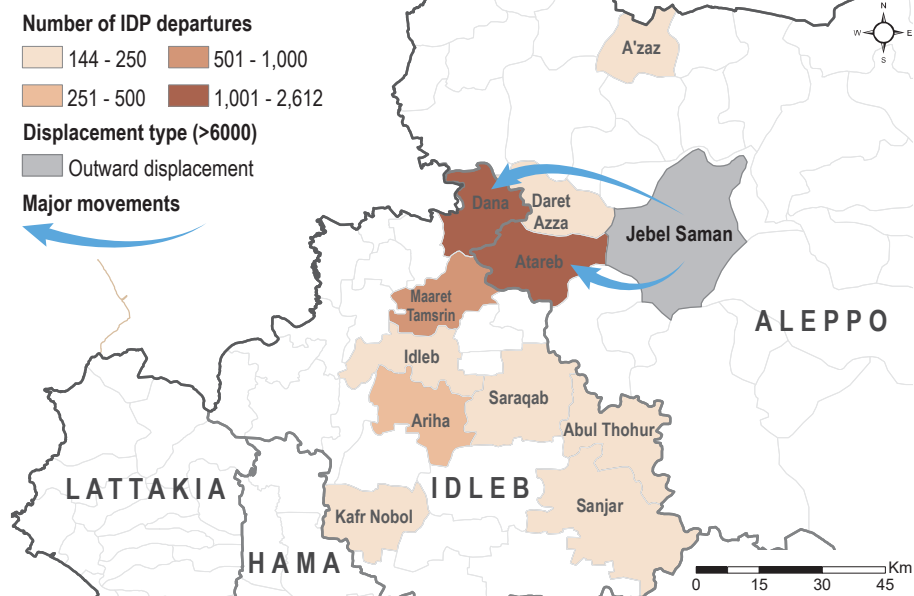


Figure 4: Aleppo sub-districts receiving the largest IDP arrivals (# IDPs)

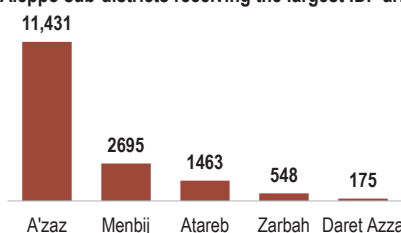


Figure 5: Most common areas of provenance of IDP arrivals (# IDPs)

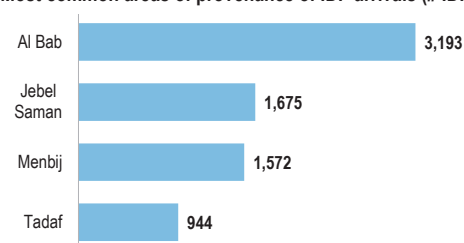
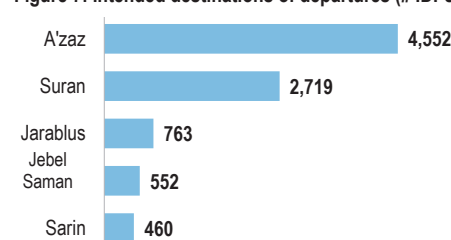


Figure 6: Aleppo sub-districts with the highest IDP departures (# IDPs)



For populations departing communities in Aleppo, reduced conflict in areas of origin was the most commonly cited reason for doing so. Newly arrived IDPs were **most commonly living in camps (6,521), individual tents (3,130) and in hosted accommodation (2,688)**.

Figure 7: Intended destinations of departures (# IDPs)



³ Calculated from total IDPs reported arriving/departing across all ISMI-covered communities

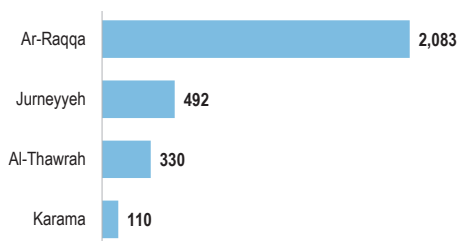
AR-RAQQA GOVERNORATE

Fewer IDPs were recorded arriving in Ar-Raqqa during January 2017 (4,258) in comparison to December 2016 (14,569). However, **arrivals into Ar-Raqqa remained a significant proportion of the total IDP arrivals records across ISMI-covered communities this month (32%).**

During the reporting period, displacement within Ar-Raqqa remained localised, with 99% of arrivals originating from communities within the governorate itself and approximately half arriving specifically from Ar-Raqqa sub-district (Figure 10). Further, 81% of departures (3,364) were reported leaving from Ar-Raqqa sub-district, most commonly citing the escalation of conflict as the main reason for doing so (Figure 9).

As was the case in December, the **most common shelter type** for newly arrived IDPs were **hosted accommodation** (2,023) and **rented/owned housing** (1,214).

Figure 9: Most common areas of provenance of IDP arrivals (# IDPs)



HAMA GOVERNORATE

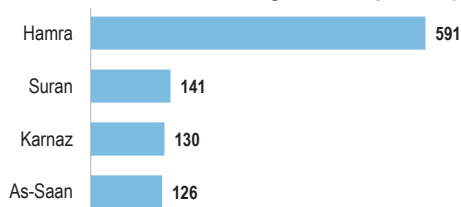
As was the case during December 2016, conflict in northern parts of Hama governorate continued to affect the movement of populations during the reporting period. **Between 2-29 January 2017 1,198 IDPs were recorded arriving and 1,148 IDPs were reported leaving ISMI-covered communities in Hama.**

While the number of departing IDPs remained relatively similar to figures reported in December, the number of arrivals decreased by approximately 50% since last month. **In January, a quarter of all recorded IDPs arriving in Hama travelled to Kafr Zeita sub-district (Figure 11).**

Newly arrived IDPs were **most commonly living in rented/owned housing** (534) and **hosted accommodation** (495).

Departing populations most commonly travelled to communities within Hama governorate (68%), while 26% left to Turkey. Loss of income was the most commonly cited reason for departing populations to leave communities.

Figure 12: Hama sub-districts with the highest IDP departures (# IDPs)



NUMBERS AT A GLANCE

- 4,259** IDP ARRIVALS³
- 4,156** IDP DEPARTURES³
- 32%** of all recorded IDP arrivals³ were to communities in Ar-Raqqa
- 12%** of all recorded IDP arrivals³ originated from Ar-Raqqa
- 11%** of all recorded IDP departures³ were from communities in Ar-Raqqa

Figure 8: Ar-Raqqa sub-districts receiving the largest IDP arrivals (# IDPs)

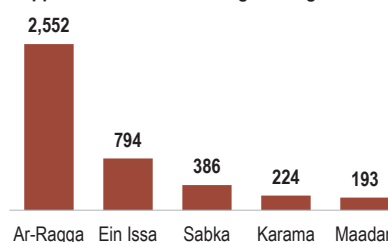
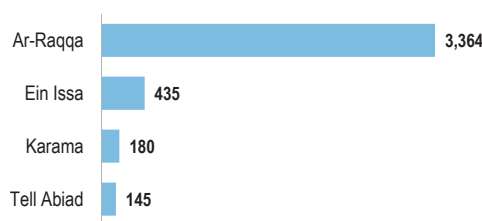


Figure 10: Ar-Raqqa sub-districts with the highest IDP departures (# IDPs)



NUMBERS AT A GLANCE

- 1,198** IDP ARRIVALS³
- 1,148** IDP DEPARTURES³
- 51%** of recorded IDP departures were from communities in Hamra sub-district
- 26%** of recorded IDP departures from Hama governorate travelled to Turkey
- 4%** of all recorded IDP arrivals³ were to communities in Hama

Figure 11: Hama sub-districts receiving the largest IDP arrivals (# IDPs)

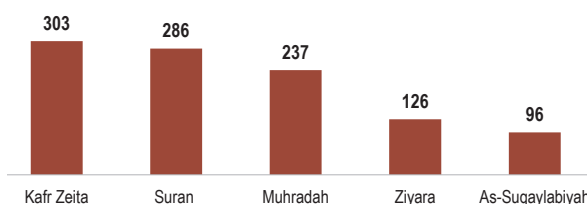
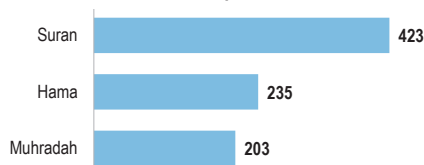


Figure 13: Most common areas of provenance of IDP arrivals (# IDPs)



³ Calculated from total IDPs reported arriving/departing across all ISMI-covered communities

DEIR-EZ-ZOR GOVERNORATE

During January, conflict continued to affect populations within Deir-ez-Zor governorate, particularly in Deir-ez-Zor sub-district. **A total of 296 IDPs were recorded departing ISMI-covered communities this month, approximately three times as many as reported in December 2016.**

Of the 513 IDPs recorded arriving in January, over half travelled to communities in Al Mayadin and Sur sub-districts.

Figure 14: Deir-ez-Zor sub-districts receiving the largest IDP arrivals (# IDPs)

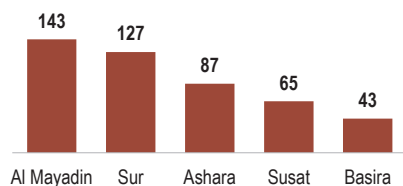
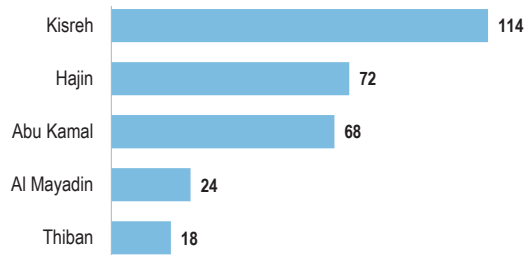


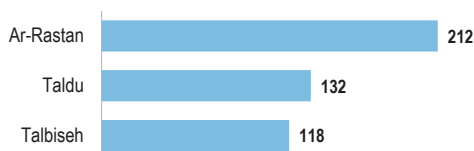
Figure 16: Deir-ez-Zor sub-districts with the highest IDP departures (# IDPs)



HOMS GOVERNORATE

The displacement of populations within assessed areas of Homs was limited in comparison to other ISMI-covered governorates, with movement into Homs constituting just 1% of the total number of IDP arrivals during the reporting period. **In comparison to figures recorded in December 2016 (1,100), the number of newly arriving IDPs reduced by more than 50% this month.**

Figure 17: Homs sub-districts with the highest IDP departures (# IDPs)



Displacement during January appears to have remained localised, with 80% of departures remaining within Homs governorate and the subsequent 20% travelling to neighbouring Hama; approximately half of the recorded departures left from Ar-Rastan sub-district (46%) (Figure 17). Across Homs, departing populations most commonly left due to the safety and security situation in communities compared to elsewhere, as well as due to their loss of assets.

For newly arrived IDPs the most common shelter types were **rented/owned housing** (306), followed by **hosted accommodation** (99).

NUMBERS AT A GLANCE

513 IDP ARRIVALS³

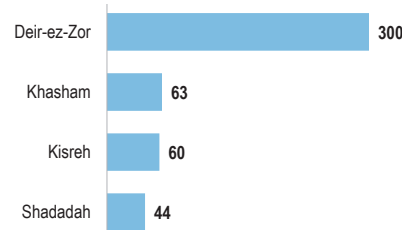
296 IDP DEPARTURES³

19 % of recorded IDP departures travelled to Iraq

2 % of all recorded IDP arrivals³ were to communities in Deir-ez-Zor

1 % of all recorded IDP departures³ were from Deir-ez-Zor

Figure 15: Most common areas of provenance of IDP arrivals (# IDPs)



Departing populations were most commonly recorded leaving Kisreh sub-district (58%) during January and most commonly cited the improved safety and security in their areas of origin as the primary reason for leaving (Figure 16). **While 43% of all departures remained within the governorate, 34% travelled to Tadmor sub-district in Homs governorate and 19% left for Iraq.**

The **most common shelter type** for newly arrived IDPs were **hosted accommodation** (343) and **rented/owned housing** (136).

NUMBERS AT A GLANCE

468 IDP ARRIVALS³

462 IDP DEPARTURES³

66 % of recorded arrivals to the governorate were in Ar-Rastan sub-district

20 % of recorded IDP departures travelled to Hama governorate

1 % of all recorded IDP arrivals³ were to communities in Homs

Figure 18: Homs sub-districts receiving the largest IDP arrivals (# IDPs)

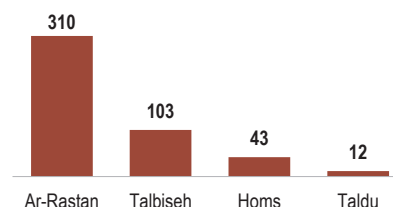
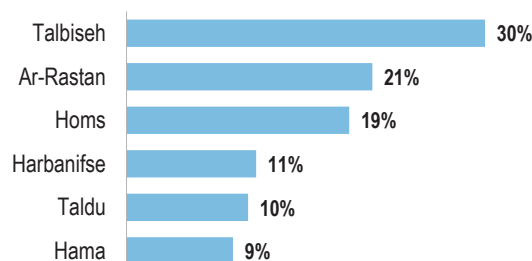


Figure 19: Intended destinations of departing IDPs (% of all departures)



³ Calculated from total IDPs reported arriving/departing across all ISMI-covered communities

IDLEB GOVERNORATE

Overall, 10,837 IDPs were recorded arriving in Idleb governorate between 2 - 29 January 2017, approximately one quarter of the number recorded during the previous reporting period. This figure constituted 32% of the total IDP arrivals across ISMI-covered communities in January.

Approximately half the arriving IDPs travelled to Dana sub-district in the north of the governorate (4,951 IDPs) (Figure 20). Of the IDPs arriving in Dana, 2,612 (53%) originated from Jebel Saman sub-district in Aleppo governorate.

NUMBERS AT A GLANCE

10,837 IDP ARRIVALS³

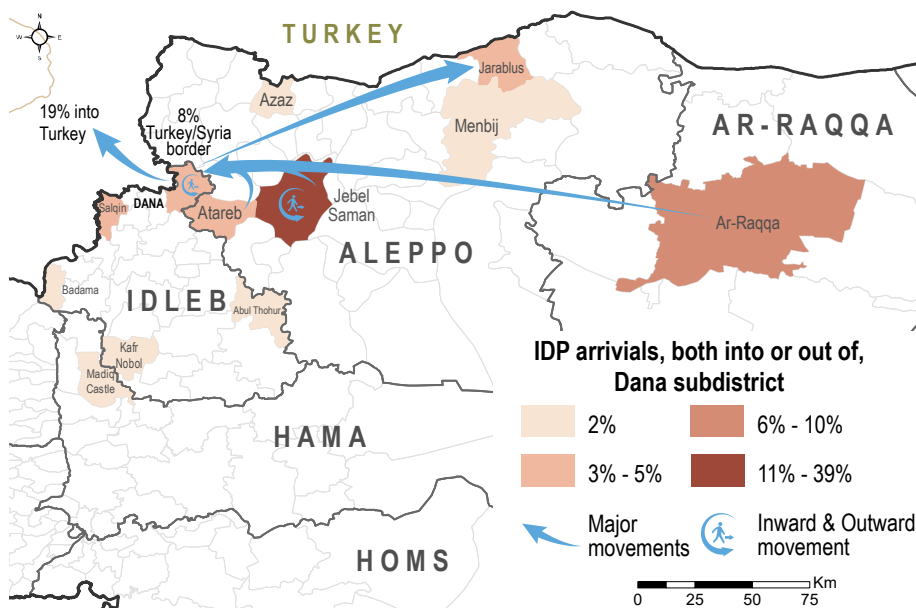
5,370 IDP DEPARTURES³

49% of IDPs arriving in Idleb originated from Jebel Saman sub-district

40% of IDPs departing Idleb were to Turkey/Turkish border area

32% of all recorded IDP arrivals³ were to communities in Idleb

Map 3: Major displacement in to and out of Dana sub-district



For newly arrived IDPs the most common shelter types were rented/owned housing (4,694) and hosted accommodation (2,808). Additionally, 1,937 arrivals are living in camps and a further 1,010 are staying in unfinished buildings.

In total, 5,370 IDPs were recorded departing Idleb governorate during the reporting period; 15% of the total IDP departures reported across ISMI-covered communities (Figure 22). Of those departing, the vast majority (78%) left from communities in Dana sub-district; 56% of these travelled to Turkey or to the Turkish border, 24% remained within Idleb governorate and 16% travelled to Aleppo governorate.

Figure 20: Idleb sub-districts receiving the largest IDP arrivals (# IDPs)

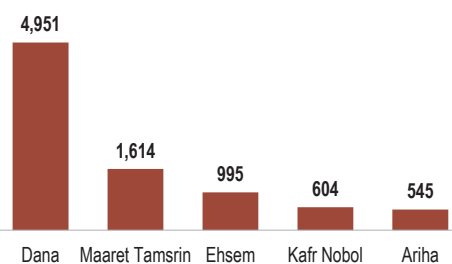


Figure 21: Most common areas of provenance of IDP arrivals (# IDPs)

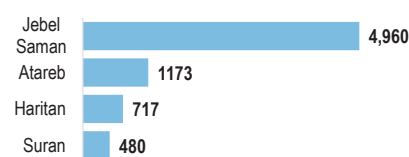
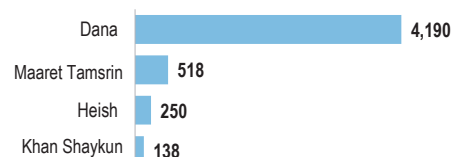


Figure 22: Idleb sub-districts with the highest IDP departures (# IDPs)



³ Calculated from total IDPs reported arriving/departing across all ISMI-covered communities

About ISMI & This Factsheet

The IDP Situation Monitoring Initiative (ISMI) is an initiative of the Camp Coordination and Camp Management (CCCM) Cluster, implemented by REACH and supported by Syria Relief Network (SRN) and other cluster members.

Following a baseline assessment conducted between 23 October and 21 November 2016, weekly data collection cycles have been initiated to provide regular updates on IDP movements. Based on 1,183 communities in the governorates of Aleppo, Ar-Raqa, Deir-ez-Zor, Hama, Homs and Idleb during the baseline, this factsheet presents a summary of reported inward and outward movements of IDPs in the month of January 2016. From 2 - 29 January 2017 such displacements were reported in 307 communities covered by ISMI.

Displacement was identified through an extensive key informant (KI) network, either through alert initiated by KIs or follow-up by enumerators. A range of 2-3 KIs were interviewed in each community, while collected information was further triangulated through other sources, including CCCM member data and humanitarian updates. This approach allows for regular updates on IDP movements at a community level across ISMI coverage areas. However, movement updates are limited to areas covered by ISMI and there are, therefore, displacements that are not reported here.

An initiative of



Feedback: CCCM Cluster

Northern Syria
Email: syria.cross.border.info@ccmcluster.org

Info: <http://www.globalccmcluster.org>,
<https://www.humanitarianresponse.info>

Implemented by

