

Somalia Initial Rapid Needs Assessment

Nugaal, Puntland, Somalia  
April 2016

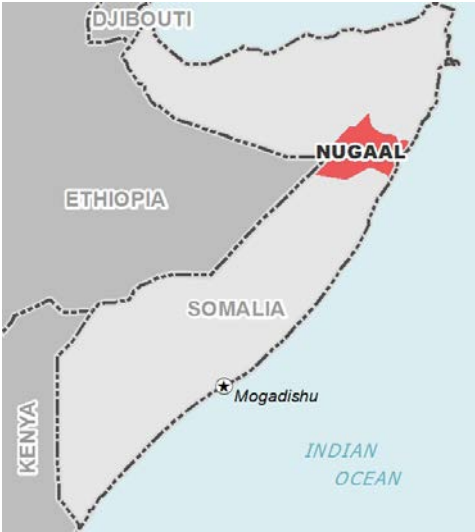
Background and Methodology

In February 2016 following successive low precipitation rainy seasons the Government of Somaliland issued a declaration of drought. The drought is reported to have a high impact on the primarily pastoralist communities and livestock within the affected regions of Somaliland and Puntland. While responses are ongoing, low rainfall predictions for the Gu season could necessitate a revised strategic response. As a result the WASH Cluster triggered a SIRNA to identify key needs and services in order to inform the second stage response.

This factsheet highlights preliminary findings from 8 communities within Nugaal, Puntland, assessed between 13-Apr-16 and 21-Apr-16, as part of this joint exercise. Information is based on an indicative sample only.

This factsheet is accompanied by a full assessment report, and a total of 9 factsheets - for Somaliland and Puntland states; and Awdal, Bari, Nugaal, Sanaag, Sool, Togdheer and Woqooyi Galbeed regions.

Location Map



Overview

# of assessed communities:

8

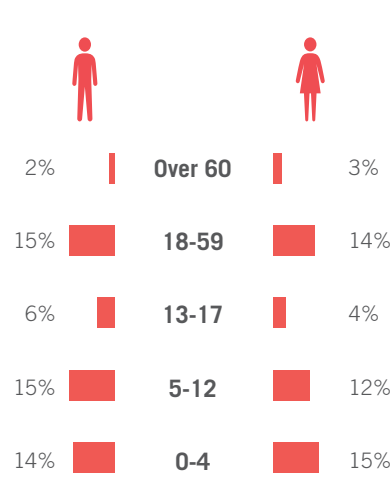
Primary drinking water sources:\*

1) Burkad (71%)

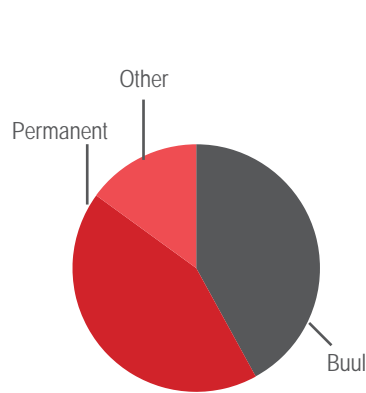
2) Water kiosk (31%)

3) Piped system (9%)

Demographics



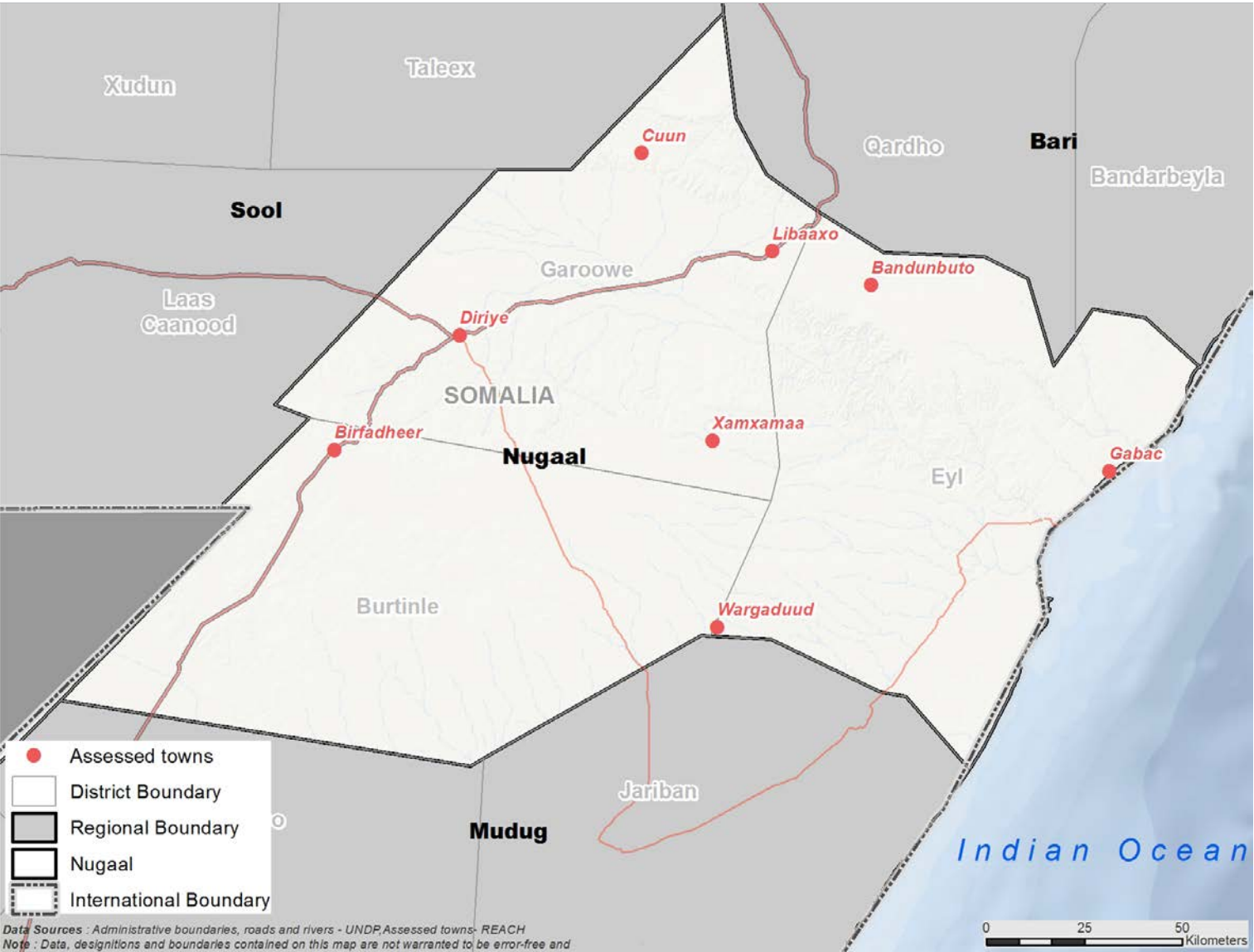
Shelter Type



Reported Priority Needs

- Priority needs reported by the assessed households were:
- 1 Water (98%)
  - 2 Food (90%)
  - 3 Healthcare (71%)

Assessed Communities



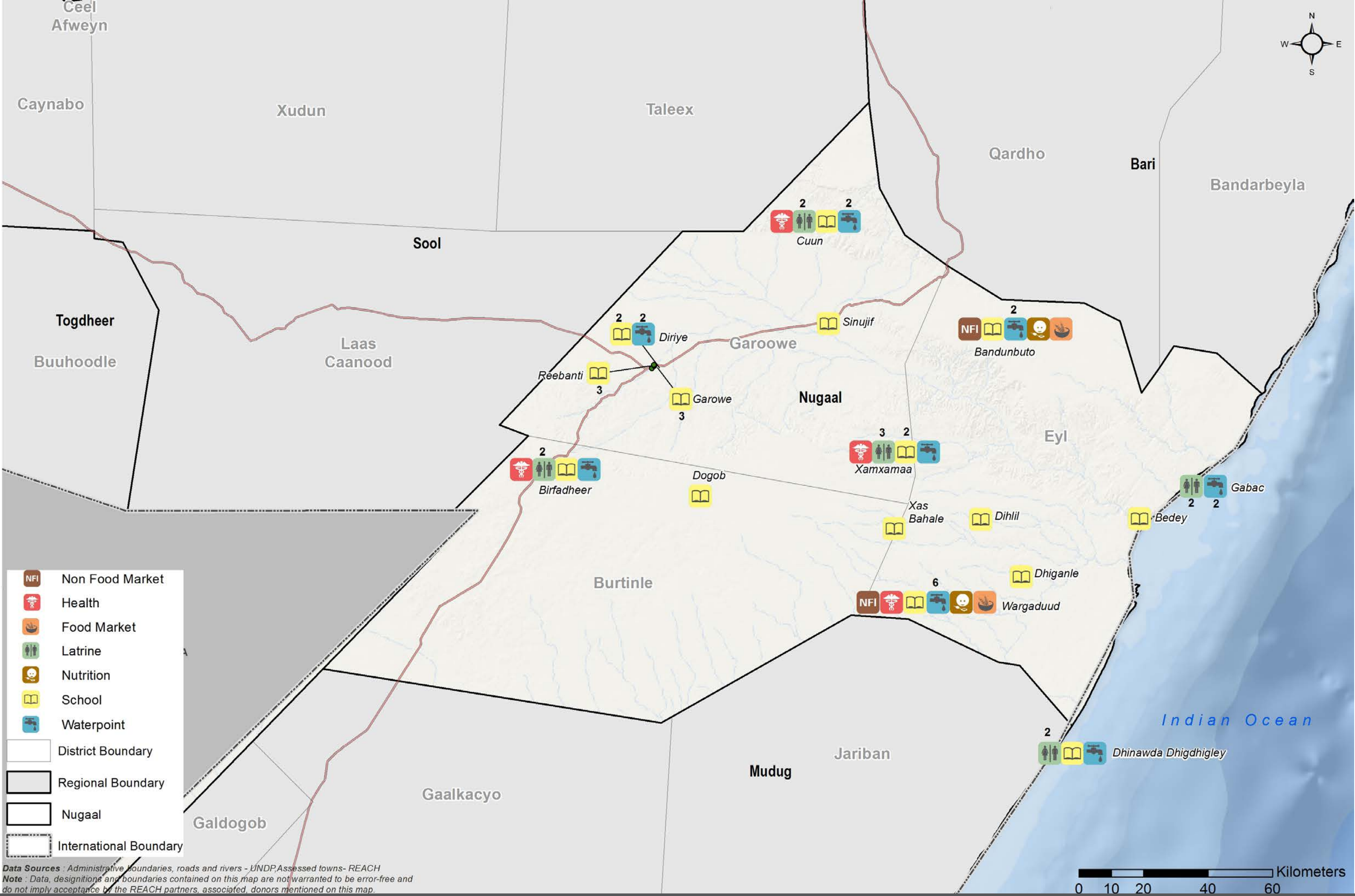
Sectoral Overview

Sector	Indicator	Target	Achieved	
Education	% of children aged 5-12 accessing primary education at time of assessment (girls/boys)	100%	10% / 23%	●
	% of HH with children who have stopped attending school since the drought	0%	5%	●
	Ratio of teachers to students in functioning schools	1:45	1:48	●
Health	% of HH reporting health concerns	0%	83%	●
	% of HH reporting increased difficulty in accessing healthcare since the drought	0%	57%	●
	% of HH reporting increase in healthcare spending since the drought	0%	67%	●
Food Security	% of HH with acceptable food consumption scores	100%	18%	●
	% of HH reported negative food consumption coping strategies as a result of drought	0%	89%	●
	% of HH reporting loss of livestock as a result of drought	0%	86%	●
Nutrition	% of HH reporting a negative change in accessing nutrition services since the drought	0%	2%	●
	% of settlements with nutrition services available within the settlement	100%	0%	●
	% of HH with infants reporting that baby care items have been distributed since the drought*	0%	10%	●
Protection	% of HH reporting to own the land they are settled on	100%	94%	●
	% of HH reporting a loss belongings since the drought	0%	50%	●
	% of HH reporting child separated since the drought (girls/boys)	0%	5% / 8%	●
Shelter and NFIs	% of HH in buuls reporting damage to buul cover	0%	22%	●
	% of HH with access to at least one 20L Jerry can in good condition	100%	57%	●
	% of HH with an acceptable NFI score	100%	0%	●
WASH	% of HH with access to a latrine	100%	83%	●
	% of HH reporting use of water treatment techniques	100%	1%	●
	% of HH reporting hand washing with soap or ash	100%	50%	●

Targets are based on minimum standards agreed with the ICCG. ● Target reached, ● Target more than 50% reached, ● Target less than 50% or not at all reached or when target of 0% was not met.

\* Respondents could select more than one water source if multiple present in the community

\*\*Baby care items include milk products and/or baby bottles/teats



# Mapped Facilities in Nugaal, Puntland



Humanitarian Aid  
and Civil Protection



OCHA

REACH

An initiative of  
IMPACT Initiatives  
ACTED and UNOSAT