

General Overview

Communities assessed: 322
Total IDP arrivals:¹ 19,490
Total IDP departures: 20,588
Total SR* arrivals: 5,399

Top 5 shelter types of new IDP arrivals:

(1) Solid/finished house 7,256 IDPs
 (2) Solid/finished apartment 3,081 IDPs
 (3) Managed camp 3,064 IDPs
 (4) Individual tent 2,263 IDPs
 (5) Unfinished/damaged building 1,240 IDPs

*SR: Spontaneous Returns (to Community of Origin) refers to IDPs or refugees who return to the community that they originated from, but not necessarily to their place of habitual residence and do not enjoy the complete rights they had prior to displacement. SRs intend to remain in the community for an undetermined period.

¹ Because ISMI assesses total arrivals to and departures from communities across a bi-weekly period, some figures may be repeated displacements

Top 5 ISMI-Covered Arrivals:

Departure community (governorate):	Total IDPs:	Destination community (governorate):
(1) Tamanaah (Idleb)	713 IDPs	Ma'arrat An Nu'man (Idleb)
(2) Sarmada (Idleb)	530 IDPs	Ariha (Idleb)
(3) Tah (Idleb)	428 IDPs	Ma'arrat An Nu'man (Idleb)
(4) Ma'arrat An Nu'man (Idleb)	399 IDPs	Telamnas (Idleb)
(5) Tamanaah (Idleb)	399 IDPs	Qah (Idleb)

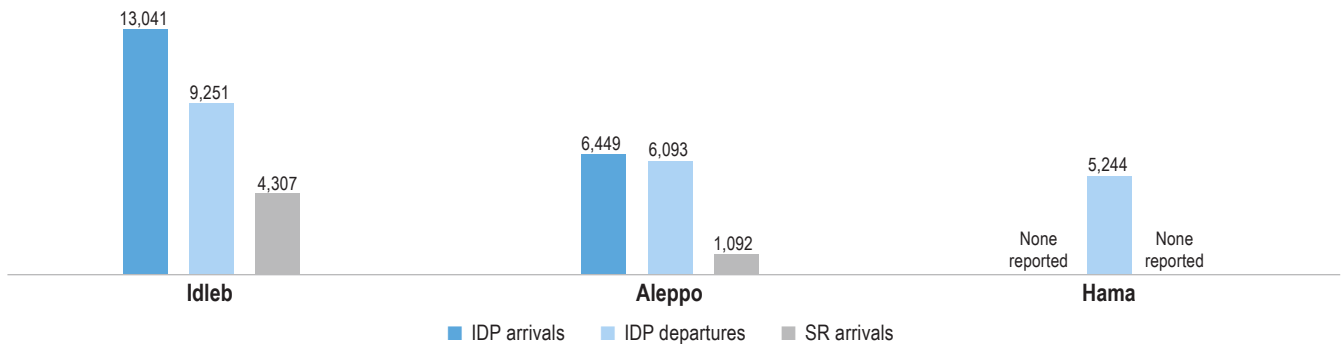
Latest Developments:

- In the second half of August, assessed communities in **Idleb governorate witnessed 13,041 IDP arrivals**, more than a third of whom to **Dana (2,948)** and **Ma'arrat An Nu'man (2,663)** sub-districts. Following previous patterns, the most common last place of departure of IDPs arriving to Ma'arrat An Nu'man was **Tamanaah (1,426)** sub-district, likely driven by a continued wave of displacement following aerial bombardments targeting southern Idleb, northern Hama and parts of Aleppo governorate in the first half of August.²
- In parallel, assessed communities in **Aleppo governorate witnessed 6,449 IDP arrivals**, most commonly from **Idleb (737)** and **Al Bab (591)** sub-districts. 44% of IDPs reportedly arriving to Aleppo governorate went to **Jarablus (1,312)**, **Afrin (776)** and **Ghandorah (719)** sub-districts. Many of these arrivals were internal movements within sub-districts, following patterns seen since the second half of July, possibly indicating a perceived relative stability in the area.³
- Meanwhile, assessed communities in **Hama governorate witnessed 5,244 IDP departures**, all of whom from **Ziyara sub-district**. The most common intended destination reported was Dana (565) sub-district in Idleb governorate.

² CCCM, [ISMI Bi-weekly Displacement Summary](#), 1-15 August 2018; Reuters, ['Waves of strikes hits Syria's last rebel-held bastion'](#), 10 August 2018.
³ CCCM, [ISMI Bi-weekly Displacement Summary](#), 16-31 July 2018.

Overall Movements

Total IDP arrivals, IDP departures and SR arrivals by governorate:



Last place of departure of IDP arrivals:



Intended destinations of IDP departures:



Last place of departure of SR arrivals:



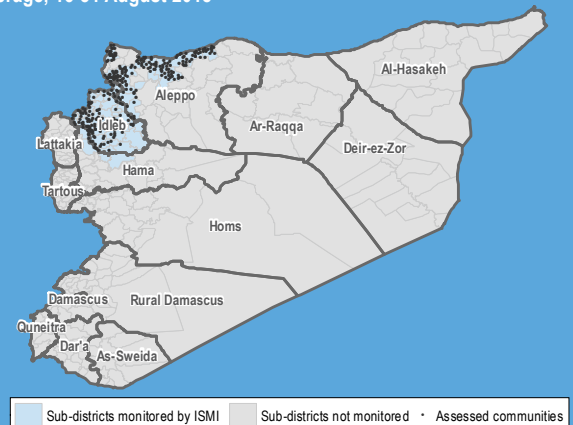
About ISMI & This Factsheet

The IDP Situation Monitoring Initiative (ISMI) is an initiative of the Camp Coordination and Camp Management (CCCM) Cluster, implemented by REACH and supported by cluster members.

Following a baseline assessment conducted at the end of 2016, weekly/bi-weekly data collection cycles were initiated. This factsheet presents an overview of reported inward and outward movements of IDPs from 16 to 31 August 2018. Such displacements were reported in 322 communities in sub-districts monitored by ISMI. The coverage map in this section shows the sub-districts that were monitored for the most recent round of data collection, as well as the communities reporting movements. ISMI monitoring coverage varies over time depending on access. Displacements are identified through an extensive key informant (KI) network, either from alerts initiated by KIs or from follow-up by enumerators. At least two KIs are interviewed in each assessed community, and collected information is further triangulated through other sources, including CCCM member data and humanitarian updates. This approach allows for regular updates on IDP movements at the community level across sub-districts monitored by ISMI in northwest Syria.

The data used for this product was collected, triangulated and verified based on submissions from ISMI's network and select CCCM cluster members following the ISMI methodology. Due to differences in methodology and coverage, figures presented in this output may differ from official CCCM Cluster or UNHCR data. All data is for humanitarian use only.

Coverage, 16-31 August 2018



Feedback: CCCM Cluster Northern Syria · Email: syria.cross.border.info@ccmcluster.org · Info: www.globalccmcluster.org, www.humanitarianresponse.info

Idleb

Communities assessed:	122
Total IDP arrivals:	13,041
Total IDP departures:	9,251
Total SR arrivals:	4,307

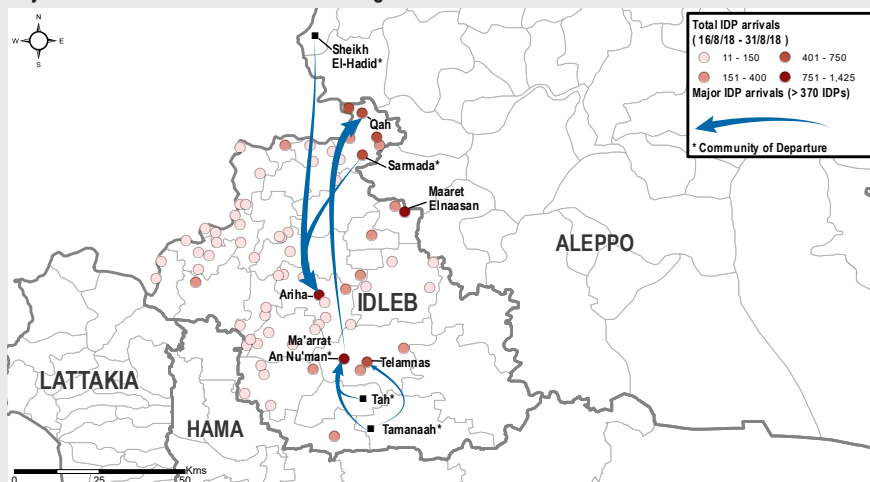
Vulnerable groups among IDP arrivals:⁴



Top 3 shelter types of IDP arrivals:

(1) Solid/finished house	4,740 IDPs
(2) Managed camp	2,559 IDPs
(3) Solid/finished apartment	2,405 IDPs

Major IDP arrivals to communities in Idleb governorate



IDP Arrivals

Sub-districts with most arrivals (# IDPs):

Dana	2,948
Ma'arrat An Nu'man	2,663
Ariha	1,921
Teftnaz	1,710
Idleb	490

Last sub-district of departure of arrivals (# IDPs):

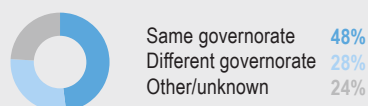
Tamanaah	2,353
Heish	1,659
Ma'arrat An Nu'man	1,283
Madiq Castle	582
Dana	536

IDP Departures⁵

Sub-districts with most departures (# IDPs):

Jisr-Ash-Shugur	1,933
Ma'arrat An Nu'man	1,767
Salqin	1,187
Dana	879
Saraqab	645

Intended destinations of departures:



SR Arrivals

Sub-districts with most SR arrivals:

Ma'arrat An Nu'man	2,212
Jisr-Ash-Shugur	2,003
Tamanaah	63
Saraqab	29

SRs returning to former homes:⁶

Jisr-Ash-Shugur	2,000
Ma'arrat An Nu'man	1,596
Tamanaah	63
Saraqab	29

Aleppo⁷

Communities assessed:	194
Total IDP arrivals:	6,449
Total IDP departures:	6,093
Total SR arrivals:	1,092

Top 3 shelter types of IDP arrivals:

(1) Solid/finished house	2,516 IDPs
(2) Individual tent	1,560 IDPs
(3) Solid/finished apartment	676 IDPs

Vulnerable groups among IDP arrivals:⁴



IDP Arrivals

Sub-districts with most arrivals (# IDPs):

Jarablus	1,312
Afrin	776
Ghandorah	719
Jandairis	644
Al Bab	513

Last sub-district of departure of arrivals (# IDPs):

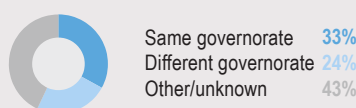
Idleb	737
Al Bab	591
Oqairbat	485
A'zaz	240
Jarablus	218

IDP Departures⁵

Sub-districts with most departures (# IDPs):

Al Bab	1,344
Ghandorah	912
Jandairis	809
Atareb	628
Daret Azza	571

Intended destinations of departures:



SR Arrivals

Sub-districts with most SR arrivals:

Raju	491
A'zaz	198
Jarablus	187
Aghtrin	102
Afrin	63

SRs returning to former homes:⁶

Raju	387
A'zaz	165
Jarablus	159
Aghtrin	74
Ghandorah	45

Hama⁸

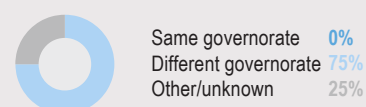
Communities assessed:	6
Total IDP arrivals:	None reported
Total IDP departures:	5,244
Total SR arrivals:	None reported

IDP Departures⁵

Sub-districts with most departures (# IDPs):

Ziyara	5,244
--------	-------

Intended destinations of departures:



⁴Vulnerable groups: ♀ Female-headed households/Women travelling alone ♂ Child-headed households/children travelling alone ✕ Orphans ♂ Elderly-headed households/Elderly travelling alone ♿ Disabled-headed households/Individuals with disabilities travelling alone.

⁵IDP departure figures reflect aggregated departures of both IDP and resident (pre-conflict) populations.

⁶Returns to former homes does not imply a planned, voluntary, safe, and sustainable way, such that the person returning can enjoy the full spectrum of rights and privileges afforded to them prior to their displacement.

⁷Figures for Aleppo governorate reflect assessed communities in Afrin, Aghtrin, Al Bab, Ar-Ra'ee, Atareb, Azza, Daret Azza, Ghandorah, Jandairis, Jarablus, Mare', Raju, Suran and Zarbah sub-districts and are, thus, not indicative of the whole governorate.

⁸Figures for Hama governorate reflect assessed communities in Kafr Zeita, Madiq Castle, Suran and Ziyara sub-districts and are, thus, not indicative of the whole governorate.