

Introduction

This multi-sector needs assessment is part of a monthly data collection exercise which aims to gather information about needs and the humanitarian situation inside Syria. The factsheets present information collected in July 2017, referring to the situation in June 2017.

These factsheets present information at the community level for seventeen sub-districts in Dar'a governorate. In Dar'a City, neighbourhood-level data has been collected, and information is presented at this level*. Selected key indicators for the following sectors are included in the factsheets: displacement, shelter, NFIs, health, food security, WASH and education. The factsheets do not cover the entire range of indicators gathered in the questionnaire.

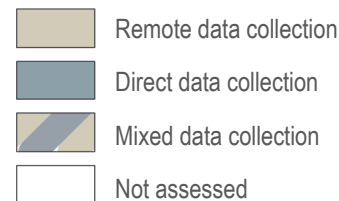
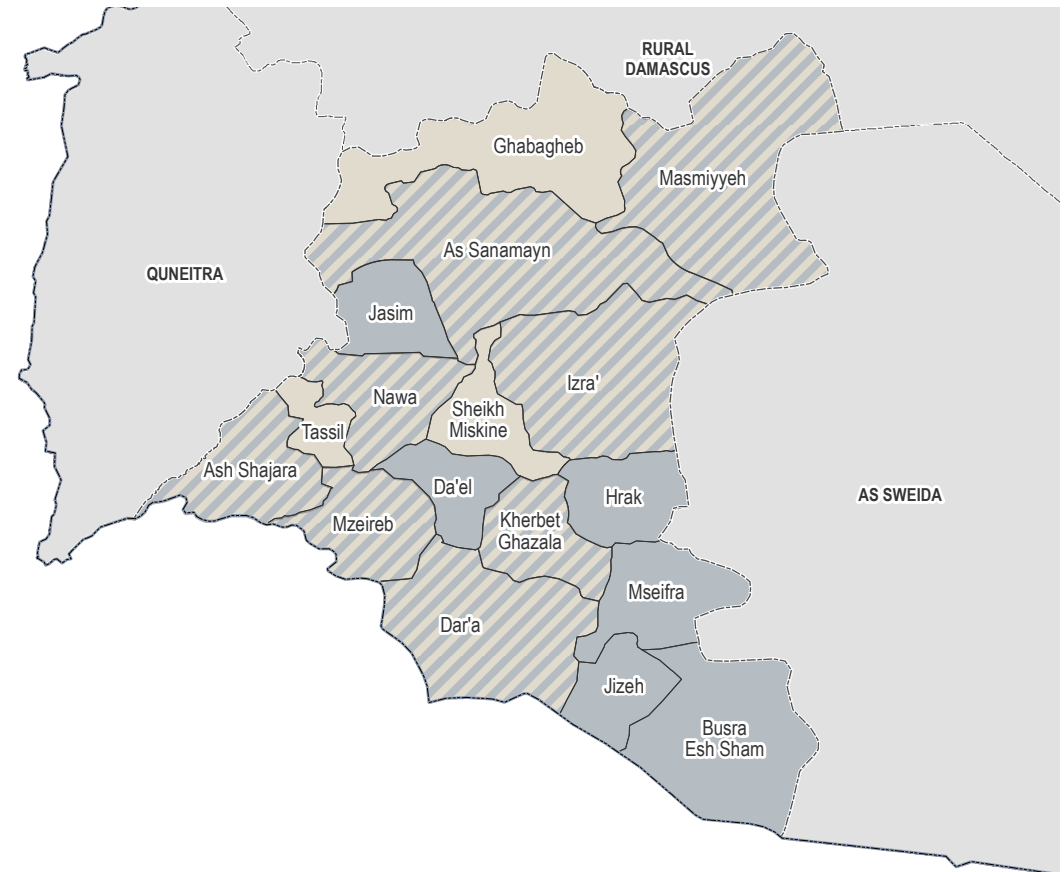
For full visualisation of all indicators collected, please see the SIMAWG Needs Identification Dynamic Reporting Tool, available here: <http://www.reach-info.org/syr/simawg/>.

Methodology and limitations

These findings are based on data collected both directly and remotely (in Jordan) from Key Informants residing in the communities assessed.

Information was collected from Key Informants in 116 communities in 17 sub-districts of Dar'a governorate. For each question asked, confidence levels are assigned based on the Key Informant's area of expertise and knowledge of the sector-specific situation.

For a full description of the methodology, please see the Terms of Reference, available on the [REACH Resource Centre](#).

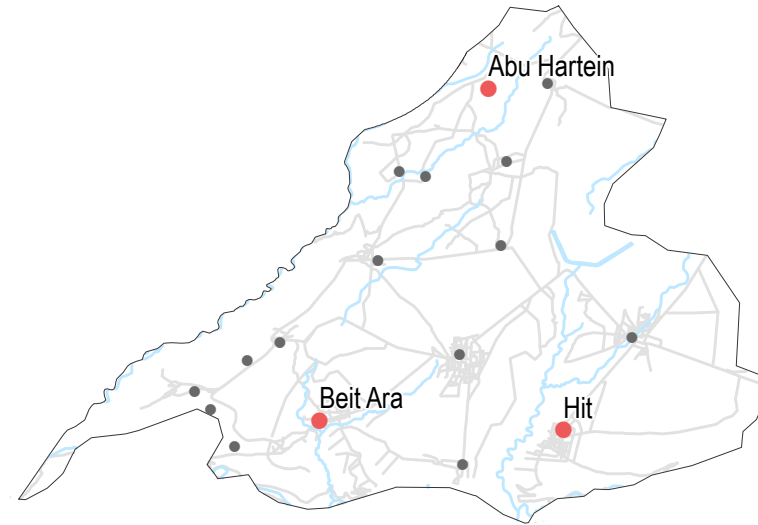


PDF: click on a sub-district name to directly access the relevant factsheet

Displacement

% of pre-conflict population remaining	Abu Hartein 1-25% 1-25% 1-25%
% of population that are female	Yes No info No
% of female-headed households	Beit Ara 51-75% 51-75% 1-25%
IDPs living in village	Yes No info No
New IDP arrivals	Hit 51-75% 26-50% None
Returnees	Yes No info No

• 3/17 communities assessed : Abu Hartein, Beit Ara, Hit



Shelter

Independent apartment or house	Abu Hartein NDPs IDPs
Shared apartment or house	No info
Unfinished apartment or house	Beit Ara NDPs IDPs
Tent	No info
Private space not for shelter	Hit NDPs IDPs
Cave/natural shelter	No info
Collective public space not for shelter	
No IDPs	
No information	
Min - Max: rent paid per room (where known)	

Livelihoods

	Most common source of income	Most common strategies used to cope with lack of income / resources
Abu Hartein	Sale of household assets Allowances Support from family/friends	Taking loans/buying on credit Borrowing from family/friends Skipping meals
Beit Ara	Farm owning Savings	Borrowing from family/friends
Hit	Savings	Borrowing from family/friends Reducing meal size

NFIs

Abu Hartein

B NA	NA
C NA	NA
D NA	NA
F NA	NA

Beit Ara

B 10200 SYP	NA
C NA	NA
D 400 SYP	NA
F NA	NA

Hit

B NA	NA
C NA	NA
D NA	NA
F NA	NA

Abu Hartein

Burning Furniture not in use
 Burning productive assets
 Burning plastics

Beit Ara

No lack of fuel

Hit

Burning Furniture not in use
 Burning Furniture in use

Most common electricity source

- Main network
- Generator
- No source
- Solar alternative
- No information

Fuel Prices (SYP)*

- B** Butane (cannister)
- C** Coal (1kg)
- D** Diesel (1 litre)
- F** Firewood (tonne)

NFI Prices (SYP)*

- Cement (50kg)
- Floor mat (3*4m)
- Plastic tarpaulin (1m²)
- Tent (5 persons)

NA: not available for purchase

Most common strategies used to cope with a lack of fuel

WASH

- Most common water source
- Status of water source
- Water is safe to drink
 - Water tastes/smells bad
 - People sick after drinking
 - No information
- Sufficiency of available water to meet household needs
- Sufficient
 - Insufficient
 - No information
- Most common method of garbage disposal

Abu Hartein

- Water trucking
- Left in street / public area

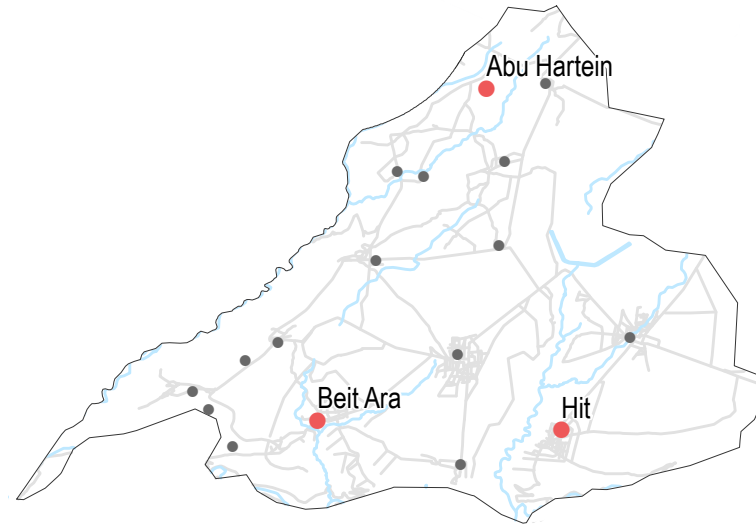
Beit Ara

- Network
- Buried / burned

Hit

- Surface water unprotected spring
- Left in street / public area

• 3/17 communities assessed : Abu Hartein, Beit Ara, Hit



Food Security

Abu Hartein

- Bread: no info
- Rice: no info
- Lentils: no info
- Sugar: no info
- Cooking oil: no info
- Bread is not available in the village
- Insufficient electricity/fuel
- Flour not always available
- Private bakeries unavailable

Beit Ara

- Bread: no info
- Rice: 900 SYP
- Lentils: 500 SYP
- Sugar: 500 SYP
- Cooking oil: 1000 SYP
- Shops
- No difficulties reported
- Private bakeries unavailable

Hit

- Bread: no info
- Rice: 800 SYP
- Lentils: 500 SYP
- Sugar: 500 SYP
- Cooking oil: 950 SYP
- Homemade
- Yeast not always available
- Flour not always available
- Wheat not always available
- Private bakeries unavailable

Main challenges to obtaining food

- No challenges
- Some foods unavailable
- Local production decreased
- Lack of access to markets
- Some foods expensive
- Lack of resources to buy food
- Lack of access to fuel
- Cooking fuel unavailable
- No information

- Bread (public): 1 pack
- Rice: 1kg
- Lentils: 1 kg
- Sugar: 1kg
- Cooking oil: 1 litre

Access to bread

- Most common source of bread
- Most common barriers to accessing bread
- Number of days, per month, where bread from private bakeries was unavailable

Education

- Status of primary schools in village
- Functioning
 - Not functioning
 - Not available
 - No information
- Barriers to accessing education services

Hit

Unsafe route to services

Abu Hartein

No spaces available

Beit Ara

Most children accessed education

Health

Most common health problems

Most common barriers to accessing healthcare

Abu Hartein

Disabilities
 Pregnancy related diseases
 Severe diseases affecting those aged less than 5

No facilities in the area

Beit Ara

Diarrhoea
 Acute respiratory infections

No facilities in the area
 High cost of transportation

Hit

Diarrhoea
 Communicable diseases
 Injuries

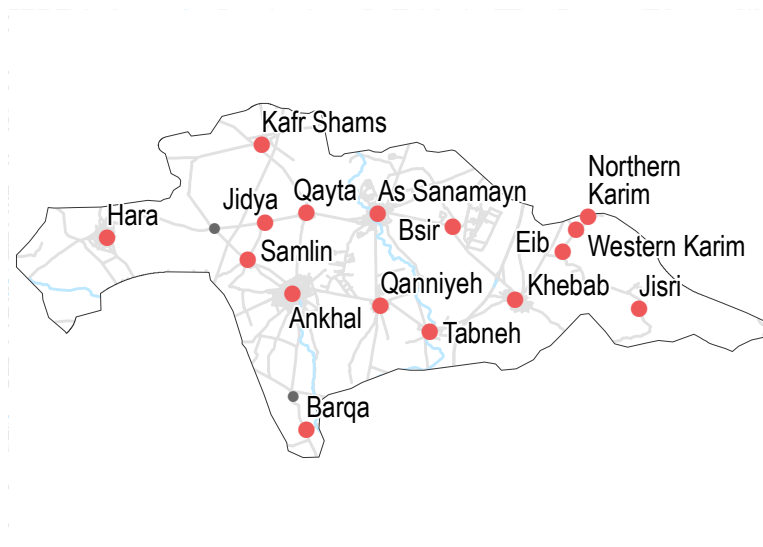
No facilities in the area
 Security concerns around travel
 Security concerns around entering facilities

Displacement

- % of pre-conflict population remaining
- % of population that are female
- % of female-headed households
- IDPs living in village
- New IDP arrivals
- Returnees

Community	% of pre-conflict population remaining	% of population that are female	% of female-headed households	IDPs living in village	New IDP arrivals	Returnees
Ankhal	51-75%	51-75%	1-25%	Yes	No	No
As Sanamayn	51-75%	51-75%	26-50%	Yes	No info	Yes
Barqa	76-100%	51-75%	26-50%	Yes	No info	No
Bsir	76-100%	51-75%	26-50%	Yes	No info	No
Eib	1-25%	None	No info	Yes	No info	No

• 16/17 communities assessed (11 communities are shown on the next three factsheets): Ankhal, As Sanamayn, Barqa, Bsir, Eib



Shelter

- Independent apartment or house
- Shared apartment or house
- Unfinished apartment or house
- Tent
- Private space not for shelter
- Cave/natural shelter
- Collective public space not for shelter
- No IDPs
- No information
- Min - Max: rent paid per room (where known)

Community	Most common shelter	NDPs	IDPs
Ankhal	Independent apartment or house	3000 - 3500 SYP	3000 - 3500 SYP
As Sanamayn	Independent apartment or house	10000 - 20000 SYP	No info
Barqa	Independent apartment or house	No info	No info
Bsir	Independent apartment or house	No info	No info
Eib	Independent apartment or house	No info	No info

Livelihoods

- Most common source of income
- Most common strategies used to cope with lack of income / resources

Community	Most common source of income	Most common strategies used to cope with lack of income / resources
Ankhal	Daily employment Farm owning Business/trade	Children sent to work/beg Borrowing from family/friends Skipping meals
As Sanamayn	Stable employment Farm owning Business/trade	Taking loans/buying on credit Skipping meals Reducing meal size
Barqa	Daily employment Farm owning Support from family/friends	Borrowing from family/friends Skipping meals Reducing meal size
Bsir	Stable employment Farm owning Support from family/friends	Borrowing from family/friends Skipping meals Reducing meal size
Eib	Daily employment High risk/illegal work	Borrowing from family/friends Skipping meals Reducing meal size

NFIs

Community	Most common electricity source	Fuel Prices (SYP)*	NFI Prices (SYP)*
Ankhal	Generator	Butane (cannister) B 9000 SYP Coal (1kg) C 500 SYP Diesel (1 litre) D 375 SYP Firewood (tonne) F 45000 SYP	Cement (50kg) NA Floor mat (3*4m) NA Plastic tarpaulin (1m²) NA Tent (5 persons) NA
Bsir	Main network	Butane (cannister) B 3000 SYP Coal (1kg) C 350 SYP Diesel (1 litre) D 170 SYP Firewood (tonne) F 60000 SYP	Cement (50kg) NA Floor mat (3*4m) NA Plastic tarpaulin (1m²) NA Tent (5 persons) NA
As Sanamayn	Generator	Butane (cannister) B 3000 SYP Coal (1kg) C 350 SYP Diesel (1 litre) D 160 SYP Firewood (tonne) F 55000 SYP	Cement (50kg) NA Floor mat (3*4m) NA Plastic tarpaulin (1m²) NA Tent (5 persons) NA
Eib	No source	Butane (cannister) B NA Coal (1kg) C NA Diesel (1 litre) D 220 SYP Firewood (tonne) F 55000 SYP	Cement (50kg) NA Floor mat (3*4m) NA Plastic tarpaulin (1m²) NA Tent (5 persons) NA
Barqa	No source	Butane (cannister) B 11000 SYP Coal (1kg) C 350 SYP Diesel (1 litre) D 200 SYP Firewood (tonne) F 60000 SYP	Cement (50kg) NA Floor mat (3*4m) NA Plastic tarpaulin (1m²) NA Tent (5 persons) NA

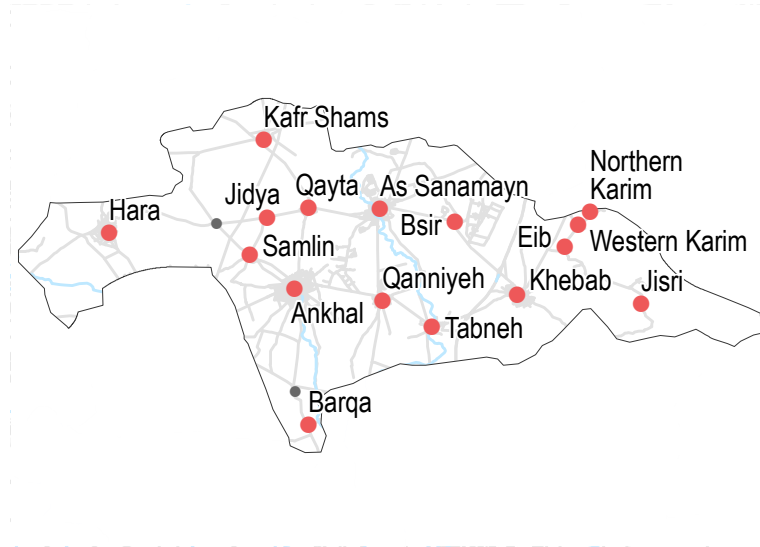
Community	Most common strategies used to cope with a lack of fuel
Ankhal	No lack of fuel
As Sanamayn	No lack of fuel
Bsir	No lack of fuel
Barqa	Cutting trees Burning Furniture not in use Burning plastics
Eib	Cutting trees Burning Furniture not in use Burning plastics

WASH

- Most common water source**
- Status of water source**
- Water is safe to drink
 - Water tastes/smells bad
 - People sick after drinking
 - No information
- Sufficiency of available water to meet household needs**
- Sufficient
 - Insufficient
 - No information
- Most common method of garbage disposal**

- Ankhal**
- Closed well
 - Public free collection
- As Sanamayn**
- Network
 - Public free collection
- Barqa**
- Closed well
 - Left in street / public area
- Bsir**
- Network
 - Public free collection
- Eib**
- Closed well
 - Left in street / public area

• 16/17 communities assessed (11 communities are shown on the next three factsheets): Ankhal, As Sanamayn, Barqa, Bsir, Eib



Education

- Status of primary schools in village**
- Functioning
 - Not functioning
 - Not available
 - No information
- Barriers to accessing education services**
- Ankhal**
- Most children accessed education
- As Sanamayn**
- Most children accessed education

- Barqa**
- Most children accessed education
- Bsir**
- Most children accessed education
- Eib**
- Some facilities destroyed
 Lack of teaching staff
 Services are not accessible

Health

	Most common health problems	Most common barriers to accessing healthcare
Ankhal	Chronic diseases Injuries Severe diseases affecting those aged less than 5	No difficulties reported
As Sanamayn	Communicable diseases Chronic diseases Severe diseases affecting those aged less than 5	No difficulties reported
Barqa	Communicable diseases Chronic diseases Acute respiratory infections	No facilities in the area High cost of transportation Family not permitting travel
Bsir	Communicable diseases Chronic diseases Acute respiratory infections	No difficulties reported
Eib	Chronic diseases Acute respiratory infections Fever	No facilities in the area Security concerns around travel Family not permitting travel

Food Security

- Ankhal**
- Bread: no info
 - Rice: 650 SYP
 - Lentils: 400 SYP
 - Sugar: 400 SYP
 - Cooking oil: 750 SYP
- Private bakeries
 - No difficulties reported
- As Sanamayn**
- Bread: 100 SYP
 - Rice: 400 SYP
 - Lentils: 400 SYP
 - Sugar: 370 SYP
 - Cooking oil: 700 SYP
- Public bakeries
 - No difficulties reported
- Barqa**
- Bread: no info
 - Rice: 450 SYP
 - Lentils: 400 SYP
 - Sugar: 390 SYP
 - Cooking oil: 700 SYP
- Private bakeries
 - No difficulties reported
- Bsir**
- Bread: 100 SYP
 - Rice: 450 SYP
 - Lentils: 400 SYP
 - Sugar: 375 SYP
 - Cooking oil: 700 SYP
- Public bakeries
 - No difficulties reported
- Eib**
- Bread: no info
 - Rice: 550 SYP
 - Lentils: 400 SYP
 - Sugar: 500 SYP
 - Cooking oil: 750 SYP
- Private bakeries
 - High price of flour
 - Flour not always available
 - High price of wheat

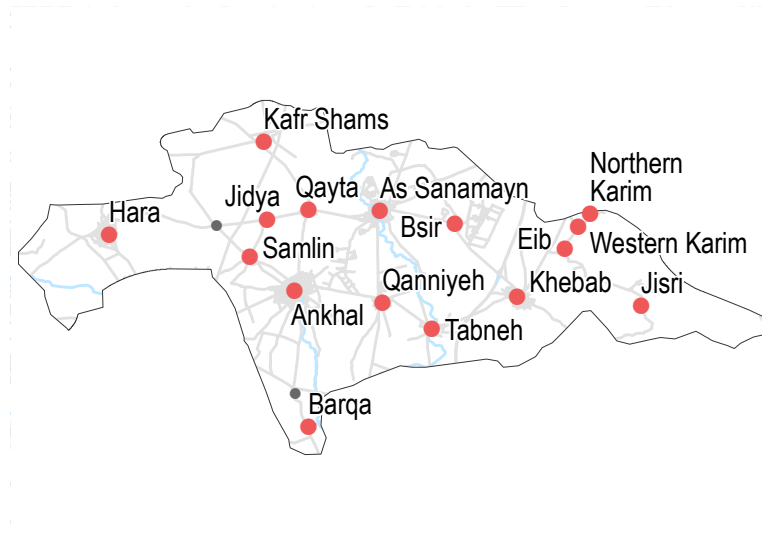
- Main challenges to obtaining food**
- No challenges
 - Some foods unavailable
 - Local production decreased
 - Lack of access to markets
 - Some foods expensive
 - Lack of resources to buy food
 - Lack of access to fuel
 - Cooking fuel unavailable
 - No information
- Bread (public): 1 pack
 Rice: 1kg
 Lentils: 1kg
 Sugar: 1kg
 Cooking oil: 1 litre
- Access to bread**
- Most common source of bread
 - Most common barriers to accessing bread
 - Number of days, per month, where bread from private bakeries was unavailable

Displacement

- % of pre-conflict population remaining
- % of population that are female
- % of female-headed households
- IDPs living in village
- New IDP arrivals
- Returnees

Community	% of pre-conflict population remaining	% of population that are female	% of female-headed households	IDPs living in village	New IDP arrivals	Returnees
Hara	51-75%	51-75%	1-25%	Yes	No	No
Jidya	26-50%	51-75%	1-25%	Yes	No info	No info
Jisri	1-25%	26-50%	1-25%	Yes	No info	No
Kafr Shams	51-75%	51-75%	1-25%	Yes	No	No
Khebab	76-100%	51-75%	26-50%	Yes	No info	No

• 16/17 communities assessed (5 communities are shown on the previous factsheet, 6 communities are shown on the next two factsheets): Hara, Jidya, Jisri, Kafr Shams, Khebab



Shelter

- Independent apartment or house
- Shared apartment or house
- Unfinished apartment or house
- Tent
- Private space not for shelter
- Cave/natural shelter
- Collective public space not for shelter
- No IDPs
- No information
- Min - Max: rent paid per room (where known)

Community	NDPs	IDPs
Hara	4500 - 5500 SYP	
Kafr Shams		No info
Jidya		No info
Khebab	10000 - 15000 SYP	
Jisri		No info

Livelihoods

Most common source of income

Most common strategies used to cope with lack of income / resources

Community	Most common source of income	Most common strategies used to cope with lack of income / resources
Hara	Stable employment Daily employment Business/trade	Children sent to work/beg Borrowing from family/friends
Jidya	Stable employment Daily employment Business/trade	Borrowing from family/friends Skipping meals
Jisri	Daily employment	Children sent to work/beg Borrowing from family/friends Skipping meals
Kafr Shams	Stable employment Daily employment Business/trade	Children sent to work/beg Borrowing from family/friends
Khebab	Stable employment Farm owning Remittances	Borrowing from family/friends Skipping meals Reducing meal size

NFIs

Hara

B 8500 SYP	NA
C 600 SYP	3800 SYP
D 375 SYP	450 SYP
F 50000 SYP	NA

Jidya

B 3500 SYP	NA
C 500 SYP	3200 SYP
D 185 SYP	400 SYP
F 50000 SYP	NA

Jisri

B NA	NA
C NA	NA
D 375 SYP	NA
F 50000 SYP	NA

Kafr Shams

B 8500 SYP	NA
C 500 SYP	3800 SYP
D 375 SYP	450 SYP
F 50000 SYP	NA

Khebab

B 3000 SYP	2000 SYP
C 350 SYP	4000 SYP
D 150 SYP	3500 SYP
F 60000 SYP	NA

- Most common electricity source
- Main network
 - Generator
 - No source
 - Solar alternative
 - No information
- Fuel Prices (SYP)*
- B** Butane (cannister)
 - C** Coal (1kg)
 - D** Diesel (1 litre)
 - F** Firewood (tonne)
- NFI Prices (SYP)*
- Cement (50kg)
 - Floor mat (3*4m)
 - Plastic tarpaulin (1m²)
 - Tent (5 persons)
- NA: not available for purchase

Hara

No lack of fuel

Jidya

No lack of fuel

Jisri

Burning productive assets

Kafr Shams

Burning productive assets

Khebab

No lack of fuel

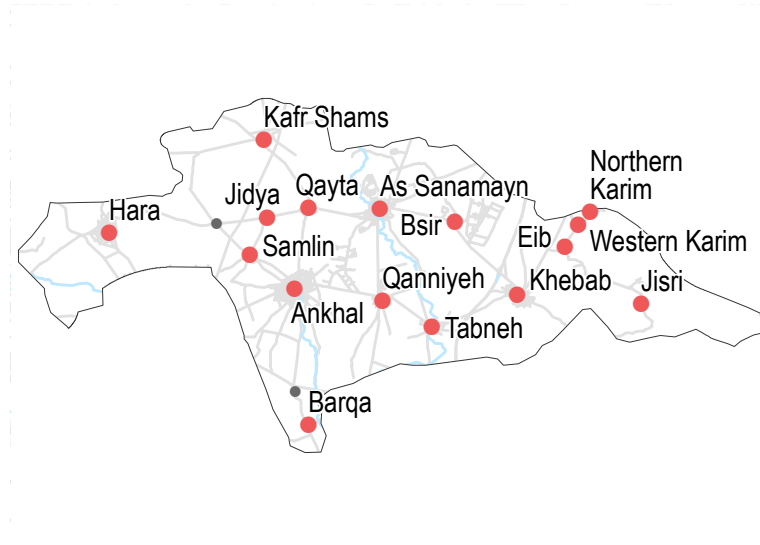
Most common strategies used to cope with a lack of fuel

WASH

- Most common water source**
- Status of water source**
- Water is safe to drink
 - Water tastes/smells bad
 - People sick after drinking
 - No information
- Sufficiency of available water to meet household needs**
- Sufficient
 - Insufficient
 - No information
- Most common method of garbage disposal**

- Hara**
- Closed well
 - Public free collection
- Jidya**
- Closed well
 - Public free collection
- Jisri**
- Closed well
 - Buried / burned
- Kafr Shams**
- Closed well
 - Public free collection
- Khebab**
- Network
 - Public free collection

• 16/17 communities assessed (5 communities are shown on the previous factsheet, 6 communities are shown on the next two factsheets): Hara, Jidya, Jisri, Kafr Shams, Khebab



Education

- Status of primary schools in village**
- Functioning
 - Not functioning
 - Not available
 - No information
- Barriers to accessing education services**
- Hara: Most children accessed education
 - Khebab: Most children accessed education
 - Jidya: Most children accessed education

- Jisri**
- Services not accessible
- Kafr Shams**
- Most children accessed education
- Khebab**
- Most children accessed education

Health

	Most common health problems	Most common barriers to accessing healthcare
Hara	Pregnancy related diseases Injuries Severe diseases affecting those aged less than 5	No facilities in the area
Jidya	Diarrhoea Chronic diseases Pregnancy related diseases	No difficulties reported
Jisri	Diarrhoea Injuries Severe diseases affecting those aged less than 5	No facilities in the area
Kafr Shams	Diarrhoea Pregnancy related diseases Injuries	No facilities in the area
Khebab	Chronic diseases Injuries Acute respiratory infections	No difficulties reported

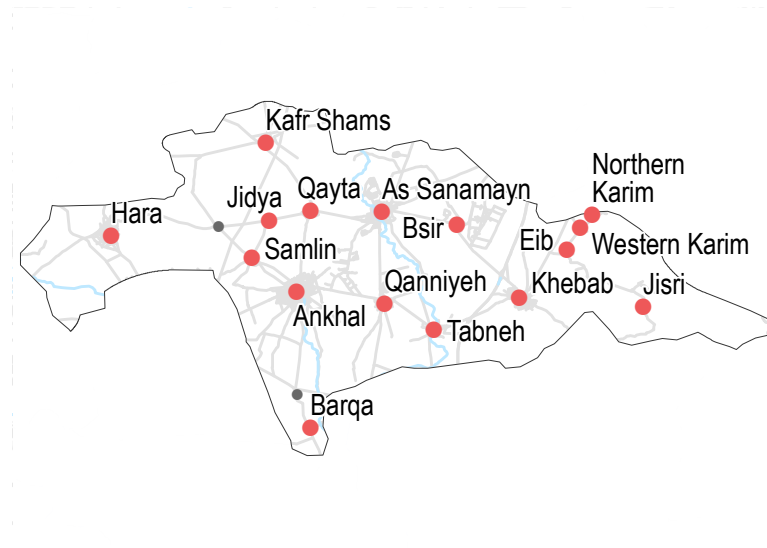
Food Security

- Hara**
- Bread: no info
 - Rice: 650 SYP
 - Lentils: 450 SYP
 - Sugar: 375 SYP
 - Cooking oil: 750 SYP
 - Private bakeries
 - No difficulties reported
- Jidya**
- Bread: 75 SYP
 - Rice: 650 SYP
 - Lentils: 425 SYP
 - Sugar: 375 SYP
 - Cooking oil: 750 SYP
 - Shops
 - No difficulties reported
 - Private bakeries unavailable
- Jisri**
- Bread: no info
 - Rice: 650 SYP
 - Lentils: 425 SYP
 - Sugar: 400 SYP
 - Cooking oil: 750 SYP
 - Shops
 - No difficulties reported
 - Private bakeries unavailable
- Kafr Shams**
- Bread: no info
 - Rice: 650 SYP
 - Lentils: 450 SYP
 - Sugar: 375 SYP
 - Cooking oil: 750 SYP
 - Private bakeries
 - No difficulties reported
- Khebab**
- Bread: 100 SYP
 - Rice: 400 SYP
 - Lentils: 400 SYP
 - Sugar: 375 SYP
 - Cooking oil: 700 SYP
 - Public bakeries
 - No difficulties reported
- Main challenges to obtaining food**
- No challenges
 - Some foods unavailable
 - Local production decreased
 - Lack of access to markets
 - Some foods expensive
 - Lack of resources to buy food
 - Lack of access to fuel
 - Cooking fuel unavailable
 - No information
- Access to bread**
- Bread (public): 1 pack
 - Rice: 1kg
 - Lentils: 1kg
 - Sugar: 1kg
 - Cooking oil: 1 litre
 - Most common source of bread
 - Most common barriers to accessing bread
 - Number of days, per month, where bread from private bakeries was unavailable

Displacement

% of pre-conflict population remaining	51-75%	26-50%	1-25%
% of population that are female	Yes	No	No
% of female-headed households	51-75%	26-50%	1-25%
IDPs living in village	Yes	No info	No
New IDP arrivals	51-75%	51-75%	1-25%
Returnees	Yes	No	No

• 16/17 communities assessed (10 communities are shown on the previous two factsheets, 3 communities are shown on the next factsheet): Northern Karim, Qanniyeh, Qayta



NFIs

Northern Karim

B 7000 SYP	NA
C NA	NA
D 300 SYP	600 SYP
F NA	NA

Qanniyeh

B 3500 SYP	2400 SYP
C 550 SYP	3200 SYP
D 175 SYP	400 SYP
F 50000 SYP	NA

Qayta

B 3500 SYP	2400 SYP
C 550 SYP	3200 SYP
D 185 SYP	400 SYP
F 50000 SYP	NA

Most common electricity source

- Main network
- Generator
- No source
- Solar alternative
- No information

Fuel Prices (SYP)*

- B** Butane (cannister)
- C** Coal (1kg)
- D** Diesel (1 litre)
- F** Firewood (tonne)

NFI Prices (SYP)*

- Cement (50kg)
- Floor mat (3*4m)
- Plastic tarpaulin (1m²)
- Tent (5 persons)

NA: not available for purchase

Shelter

Most common shelter	Northern Karim
Independent apartment or house	NDPs IDPs
Shared apartment or house	No info
Unfinished apartment or house	
Tent	
Private space not for shelter	Qanniyeh
Cave/natural shelter	NDPs IDPs
Collective public space not for shelter	3500 - 4000 SYP
No IDPs	
No information	
Min - Max: rent paid per room (where known)	Qayta
	NDPs IDPs
	4500 - 6000 SYP

Livelihoods

	Most common source of income	Most common strategies used to cope with lack of income / resources
Northern Karim	Daily employment Savings	Borrowing from family/friends High risk/illegal work Selling household assets
Qanniyeh	Stable employment Business/trade	Borrowing from family/friends Skipping meals
Qayta	Stable employment Daily employment Business/trade	Borrowing from family/friends Skipping meals

Northern Karim

No lack of fuel

Qanniyeh

No lack of fuel

Qayta

No lack of fuel

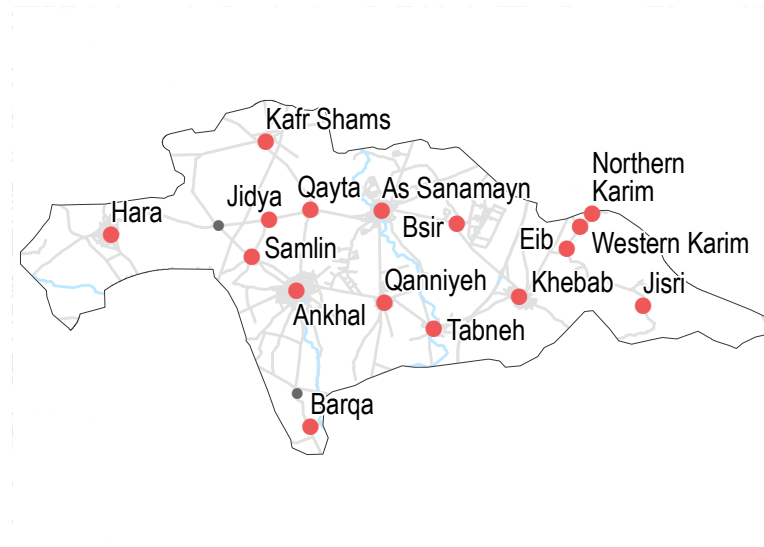
Most common strategies used to cope with a lack of fuel

WASH

- Most common water source**
- Status of water source**
- Water is safe to drink
 - Water tastes/smells bad
 - People sick after drinking
 - No information
- Sufficiency of available water to meet household needs**
- Sufficient
 - Insufficient
 - No information
- Most common method of garbage disposal**

- Northern Karim**
- Closed well
 - Buried / burned
- Qanniyeh**
- Closed well
 - Public free collection
- Qayta**
- Network
 - Public free collection

• 16/17 communities assessed (10 communities are shown on the previous two factsheets, 3 communities are shown on the next factsheet): Northern Karim, Qanniyeh, Qayta



Food Security

Northern Karim

- Bread: no info
- Rice: 700 SYP
- Lentils: 300 SYP
- Sugar: 350 SYP
- Cooking oil: 750 SYP

- Distribution by others
- No difficulties reported
- Private bakeries unavailable

Qanniyeh

- Bread: 75 SYP
- Rice: 650 SYP
- Lentils: 425 SYP
- Sugar: 375 SYP
- Cooking oil: 750 SYP

- Public bakeries
- No difficulties reported
- Private bakeries unavailable

Qayta

- Bread: 75 SYP
- Rice: 650 SYP
- Lentils: 400 SYP
- Sugar: 375 SYP
- Cooking oil: 750 SYP

- Shops
- No difficulties reported
- Private bakeries unavailable

Main challenges to obtaining food

- No challenges
- Some foods unavailable
- Local production decreased
- Some foods expensive
- Lack of resources to buy food
- Lack of access to fuel
- Cooking fuel unavailable
- No information

Access to bread

- Bread (public): 1 pack
- Rice: 1kg
- Lentils: 1kg
- Sugar: 1kg
- Cooking oil: 1 litre
- Most common source of bread
- Most common barriers to accessing bread
- Number of days, per month, where bread from private bakeries was unavailable

Education

- Status of primary schools in village**
- Functioning
 - Not functioning
 - Not available
 - No information
- Barriers to accessing education services**
- Northern Karim**
- Most children accessed education

Qayta

Most children accessed education

Qanniyeh

Most children accessed education

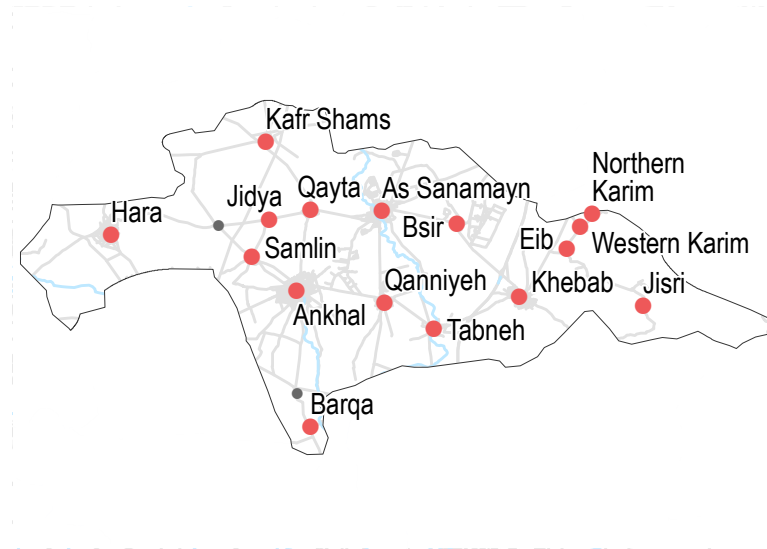
Health

	Most common health problems	Most common barriers to accessing healthcare
Northern Karim	Diarrhoea Chronic diseases Injuries	Security concerns around travel High cost of transportation
Qanniyeh	Chronic diseases Pregnancy related diseases Severe diseases affecting those aged less than 5	No difficulties reported
Qayta	Chronic diseases Pregnancy related diseases Severe diseases affecting those aged less than 5	No difficulties reported

Displacement

% of pre-conflict population remaining	51-75%	26-50%	1-25%
% of population that are female	Yes	No info	No
% of female-headed households	Tabneh		
IDPs living in village	76-100%	26-50%	1-25%
New IDP arrivals	Yes	No info	No
Returnees	Western Karim		
	51-75%	26-50%	1-25%
	Yes	Yes	No

• 16/17 communities assessed (3 communities are shown on the previous three factsheets): Samlin, Tabneh, Western Karim



NFIs

Samlin

B 11000 SYP	NA
C 350 SYP	4000 SYP
D 200 SYP	3500 SYP
F 55000 SYP	NA

Tabneh

B 3000 SYP	2000 SYP
C 350 SYP	4000 SYP
D 150 SYP	3500 SYP
F 60000 SYP	NA

Western Karim

B 7000 SYP	2500 SYP
C NA	2500 SYP
D 300 SYP	NA
F NA	80000 SYP

Most common electricity source

- Main network
- Generator
- No source
- Solar alternative
- No information

Fuel Prices (SYP)*

- B** Butane (cannister)
- C** Coal (1kg)
- D** Diesel (1 litre)
- F** Firewood (tonne)

NFI Prices (SYP)*

- Cement (50kg)
 - Floor mat (3*4m)
 - Plastic tarpaulin (1m²)
 - Tent (5 persons)
- NA: not available for purchase

Shelter

Most common shelter	Samlin
Independent apartment or house	NDPs IDPs
Shared apartment or house	No info
Unfinished apartment or house	
Tent	Tabneh
Private space not for shelter	NDPs IDPs
Cave/natural shelter	No info
Collective public space not for shelter	
No IDPs	Western Karim
No information	NDPs IDPs
Min - Max: rent paid per room (where known)	No info

Livelihoods

	Most common source of income	Most common strategies used to cope with lack of income / resources
Samlin	Daily employment Farm owning Support from family/friends	Borrowing from family/friends Skipping meals Reducing meal size
Tabneh	Stable employment Farm owning Remittances	Taking loans/buying on credit Borrowing from family/friends Reducing meal size
Western Karim	Daily employment High risk/illegal work	Borrowing from family/friends High risk/illegal work Selling household assets

Samlin

No lack of fuel

Tabneh

No lack of fuel

Western Karim

No lack of fuel

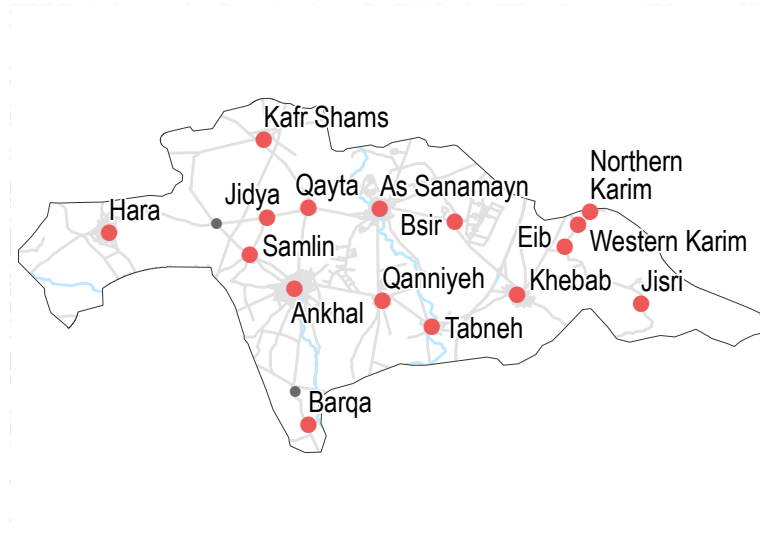
Most common strategies used to cope with a lack of fuel

WASH

- Most common water source**
- Status of water source**
- Water is safe to drink
 - Water tastes/smells bad
 - People sick after drinking
 - No information
- Sufficiency of available water to meet household needs**
- Sufficient
 - Insufficient
 - No information
- Most common method of garbage disposal**

- Samlin**
- Closed well
 - Left in street / public area
- Tabneh**
- Network
 - Public free collection
- Western Karim**
- Water trucking
 - Buried / burned

• 16/17 communities assessed (3 communities are shown on the previous three factsheets): Samlin, Tabneh, Western Karim



Food Security

Samlin

- Private bakeries
 - No difficulties reported
 - 0
- Bread: no info
 Rice: 400 SYP
 Lentils: 400 SYP
 Sugar: 390 SYP
 Cooking oil: 750 SYP

Tabneh

- Public bakeries
 - No difficulties reported
 - 0
- Bread: 100 SYP
 Rice: 500 SYP
 Lentils: 400 SYP
 Sugar: 400 SYP
 Cooking oil: 750 SYP

Western Karim

- Distribution by others
 - No difficulties reported
 - Private bakeries unavailable
- Bread: 100 SYP
 Rice: 750 SYP
 Lentils: 300 SYP
 Sugar: 400 SYP
 Cooking oil: 750 SYP

- Main challenges to obtaining food**
- No challenges
 - Some foods unavailable
 - Local production decreased
 - Lack of access to markets
 - Some foods expensive
 - Lack of resources to buy food
 - Lack of access to fuel
 - Cooking fuel unavailable
 - No information
- Bread (public): 1 pack
 Rice: 1kg
 Lentils: 1kg
 Sugar: 1kg
 Cooking oil: 1 litre
- Access to bread**
- Most common source of bread
 - Most common barriers to accessing bread
 - Number of days, per month, where bread from private bakeries was unavailable

Education

- Status of primary schools in village**
- Functioning
 - Not functioning
 - Not available
 - No information
- Barriers to accessing education services**
- Samlin**
- Most children accessed education

Western Karim

Most children accessed education

Tabneh

Most children accessed education

Health

	Most common health problems	Most common barriers to accessing healthcare
Samlin	Communicable diseases Chronic diseases Acute respiratory infections	No facilities in the area High cost of transportation Family not permitting travel
Tabneh	Communicable diseases Chronic diseases Acute respiratory infections	No difficulties reported
Western Karim	Diarrhoea Fever Severe diseases affecting those aged less than 5	Security concerns around travel Disability/Injuries/Illness

Busra Esh Sham 1/2, Dar'a Governorate

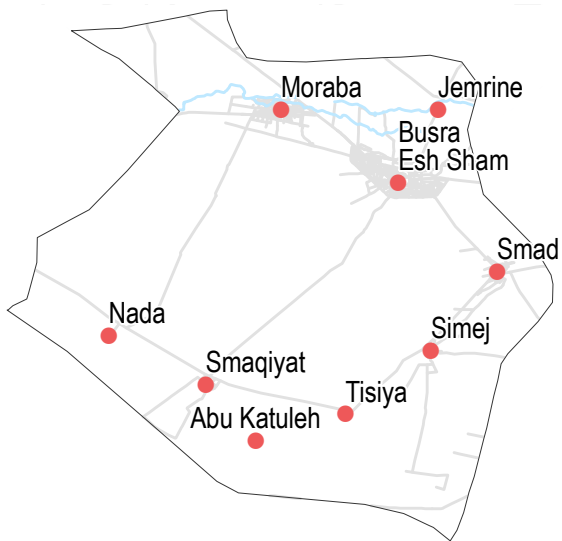
July 2017

Displacement

- % of pre-conflict population remaining
- % of population that are female
- % of female-headed households
- IDPs living in village
- New IDP arrivals
- Returnees

Community	% of pre-conflict population remaining	% of population that are female	% of female-headed households	IDPs living in village	New IDP arrivals	Returnees
Abu Katuleh	51-75%	51-75%	1-25%	Yes	No	No
Busra Esh Sham	51-75%	26-50%	26-50%	Yes	Yes	No
Jemrine	51-75%	51-75%	1-25%	Yes	No	No
Moraba	51-75%	26-50%	1-25%	Yes	No info	No
Nada	76-100%	51-75%	1-25%	Yes	No	No

• 9/9 communities assessed (4 communities are shown on the next factsheet): Abu Katuleh, Busra Esh Sham, Jemrine, Moraba, Nada



Shelter

- Independent apartment or house
- Shared apartment or house
- Unfinished apartment or house
- Tent
- Private space not for shelter
- Cave/natural shelter
- Collective public space not for shelter
- No IDPs
- No information
- Min - Max: rent paid per room (where known)

Community	NDPs	IDPs
Abu Katuleh		
Busra Esh Sham		
Jemrine		
Moraba		
Nada		

Livelihoods

- Most common source of income
- Most common strategies used to cope with lack of income / resources

Community	Most common source of income	Most common strategies used to cope with lack of income / resources
Abu Katuleh	High risk/illegal work Business/trade Support from family/friends	Children sent to work/beg Borrowing from family/friends High risk/illegal work
Busra Esh Sham	Support from family/friends Sale of humanitarian aid	Taking loans/buying on credit Borrowing from family/friends
Jemrine	High risk/illegal work Business/trade	Borrowing from family/friends High risk/illegal work Selling household assets
Moraba	Support from family/friends Sale of humanitarian aid	Taking loans/buying on credit Borrowing from family/friends
Nada	High risk/illegal work Business/trade Support from family/friends	Children sent to work/beg Borrowing from family/friends High risk/illegal work

NFIs

Community	B	C	D	F
Abu Katuleh	NA	NA	NA	NA
Busra Esh Sham	9000 SYP	NA	450 SYP	NA
Jemrine	8000 SYP	NA	400 SYP	85000 SYP
Moraba	9000 SYP	NA	400 SYP	200000 SYP
Nada	9000 SYP	NA	400 SYP	350 SYP

- Most common electricity source
 - Main network
 - Generator
 - No source
 - Solar alternative
 - No information
- Fuel Prices (SYP)*
 - B** Butane (cannister)
 - C** Coal (1kg)
 - D** Diesel (1 litre)
 - F** Firewood (tonne)
- NFI Prices (SYP)*
 - Cement (50kg)
 - Floor mat (3*4m)
 - Plastic tarpaulin (1m²)
 - Tent (5 persons)
- NA: not available for purchase

Community	Most common strategies used to cope with a lack of fuel
Abu Katuleh	Burning productive assets Burning plastics
Busra Esh Sham	Cutting trees Burning Furniture not in use
Jemrine	No lack of fuel
Moraba	Cutting trees Burning Furniture not in use
Nada	No lack of fuel

Busra Esh Sham 1/2, Dar'a Governorate

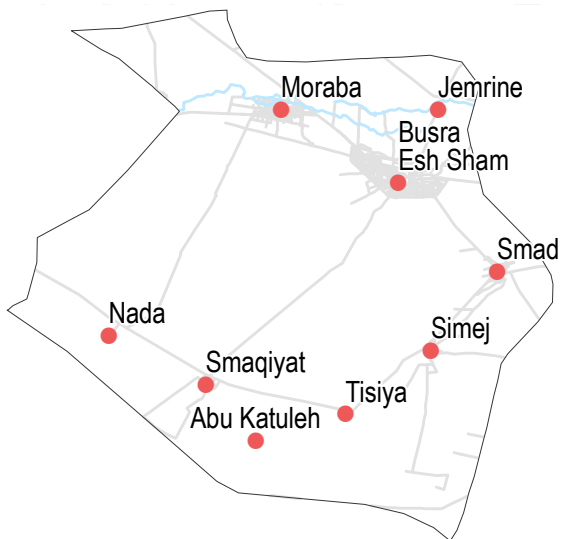
July 2017

WASH

- Most common water source**
- Water trucking
 - Buried / burned
- Status of water source**
- Water is safe to drink
 - Water tastes/smells bad
 - People sick after drinking
 - No information
- Sufficiency of available water to meet household needs**
- Sufficient
 - Insufficient
 - No information
- Most common method of garbage disposal**
- Public free collection

- Abu Katuleh**
- Water trucking
 - Buried / burned
- Busra Esh Sham**
- Closed well
 - Public free collection
- Jemrine**
- Closed well
 - Private paid collection
- Moraba**
- Closed well
 - Public free collection
- Nada**
- Water trucking
 - Buried / burned

9/9 communities assessed (4 communities are shown on the next factsheet): Abu Katuleh, Busra Esh Sham, Jemrine, Moraba, Nada



Education

- Status of primary schools in village**
- Functioning
 - Not functioning
 - Not available
 - No information
- Barriers to accessing education services**
- No facilities in the area
 - Lack of transportation
- Abu Katuleh**
- Most children accessed education
- Busra Esh Sham**
- Most children accessed education

- Jemrine**
- Most children accessed education
- Moraba**
- Most children accessed education
- Nada**
- Most children accessed education

Health

	Most common health problems	Most common barriers to accessing healthcare
Abu Katuleh	Communicable diseases Acute respiratory infections Fever	No facilities in the area Lack of transportation
Busra Esh Sham	Disabilities Chronic diseases Severe diseases affecting those aged less than 5	No difficulties reported
Jemrine	Chronic diseases Maternal health issues Fever	Old age Disability/Injuries/Illness
Moraba	Chronic diseases Acute respiratory infections Severe diseases affecting those aged less than 5	No difficulties reported
Nada	Communicable diseases Injuries Acute respiratory infections	No facilities in the area High cost of transportation Lack of transportation

Food Security

- Abu Katuleh**
- Bread: no info
 - Rice: no info
 - Lentils: no info
 - Sugar: no info
 - Cooking oil: no info
- Bread is not available in the village
- No difficulties reported
- Private bakeries unavailable
- Busra Esh Sham**
- Bread: 100 SYP
 - Rice: 600 SYP
 - Lentils: 350 SYP
 - Sugar: 360 SYP
 - Cooking oil: 750 SYP
- Public bakeries
- No difficulties reported
- 0
- Jemrine**
- Bread: no info
 - Rice: 750 SYP
 - Lentils: 300 SYP
 - Sugar: 400 SYP
 - Cooking oil: 800 SYP
- Distribution by others
- No difficulties reported
- Private bakeries unavailable
- Moraba**
- Bread: 100 SYP
 - Rice: 600 SYP
 - Lentils: 350 SYP
 - Sugar: 400 SYP
 - Cooking oil: 700 SYP
- Public bakeries
- No difficulties reported
- 0
- Nada**
- Bread: 125 SYP
 - Rice: 600 SYP
 - Lentils: no info
 - Sugar: 425 SYP
 - Cooking oil: 900 SYP
- Public bakeries
- No difficulties reported
- Private bakeries unavailable
- Main challenges to obtaining food**
- No challenges
 - Some foods unavailable
 - Local production decreased
 - Lack of access to markets
 - Some foods expensive
 - Lack of resources to buy food
 - Lack of access to fuel
 - Cooking fuel unavailable
 - No information
- Bread (public): 1 pack
Rice: 1kg
Lentils: 1kg
Sugar: 1kg
Cooking oil: 1 litre
- Access to bread
- Most common source of bread
 - Most common barriers to accessing bread
 - Number of days, per month, where bread from private bakeries was unavailable

Busra Esh Sham 2/2, Dar'a Governorate

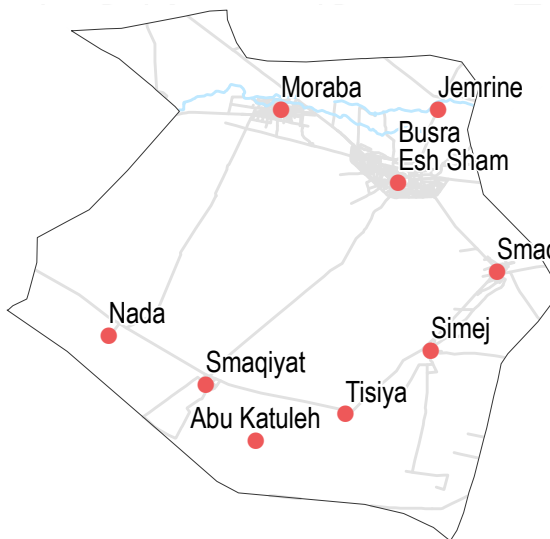
July 2017

Displacement

- % of pre-conflict population remaining
- % of population that are female
- % of female-headed households
- IDPs living in village
- New IDP arrivals
- Returnees

Community	% of pre-conflict population remaining	% of population that are female	% of female-headed households	IDPs living in village	New IDP arrivals	Returnees
Simej	76-100%	51-75%	1-25%	Yes	No	No
Smad	51-75%	51-75%	1-25%	Yes	No info	No
Smaqiyat	76-100%	51-75%	1-25%	Yes	No	No
Tisiya	26-50%	51-75%	1-25%	Yes	No	No

• 9/9 communities assessed (5 communities are shown on the previous factsheet): Simej, Smad, Smaqiyat, Tisiya



NFIs

Community	B	C	D	F
Simej	8800 SYP	NA	350 SYP	NA
Tisiya	9000 SYP	NA	375 SYP	NA

Smad

B 9000 SYP	NA
C NA	NA
D 400 SYP	NA
F NA	NA

Smaqiyat

B 9000 SYP	NA
C NA	NA
D 375 SYP	350 SYP
F 80000 SYP	NA

- Most common electricity source
- Main network
 - Generator
 - No source
 - Solar alternative
 - No information

- Fuel Prices (SYP)*
- B** Butane (cannister)
 - C** Coal (1kg)
 - D** Diesel (1 litre)
 - F** Firewood (tonne)

- NFI Prices (SYP)*
- Cement (50kg)
 - Floor mat (3*4m)
 - Plastic tarpaulin (1m²)
 - Tent (5 persons)
- NA: not available for purchase

Shelter

- Most common shelter
- Independent apartment or house
 - Shared apartment or house
 - Unfinished apartment or house
 - Tent
 - Private space not for shelter
 - Cave/natural shelter
 - Collective public space not for shelter
 - No IDPs
 - No information
- Min - Max: rent paid per room (where known)

Community	NDPs	IDPs
Simej		
Smad		
Smaqiyat		
Tisiya		

Livelihoods

Most common source of income

Most common strategies used to cope with lack of income / resources

Community	Most common source of income	Most common strategies used to cope with lack of income / resources
Simej	Daily employment Business/trade Support from family/friends	Children sent to work/beg Borrowing from family/friends Selling household assets
Smad	Support from family/friends Sale of humanitarian aid	Taking loans/buying on credit Borrowing from family/friends
Smaqiyat	High risk/illegal work Business/trade Support from family/friends	Children sent to work/beg Borrowing from family/friends High risk/illegal work
Tisiya	Daily employment High risk/illegal work	Children sent to work/beg Borrowing from family/friends

Simej

- Cutting trees
- Burning productive assets
- Burning plastics

Smad

- Cutting trees
- Burning Furniture not in use

Smaqiyat

No lack of fuel

Tisiya

No lack of fuel

- Most common strategies used to cope with a lack of fuel

WASH

Most common water source

Status of water source

- Water is safe to drink
- Water tastes/smells bad
- People sick after drinking
- No information

Sufficiency of available water to meet household needs

- Sufficient
- Insufficient
- No information

Most common method of garbage disposal

Simej

- Water trucking
- Buried / burned

Smad

- Closed well
- Public free collection

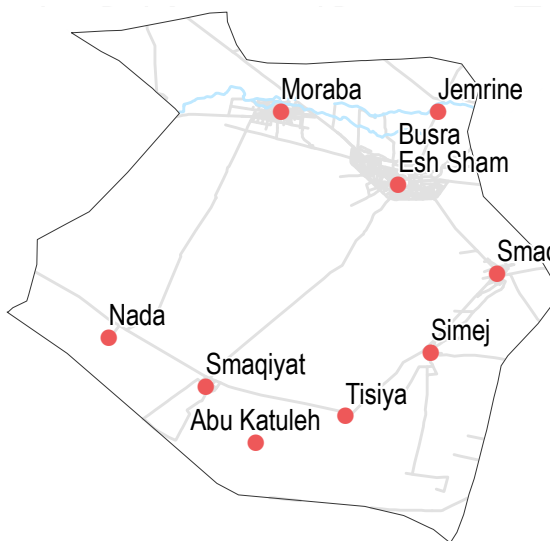
Smaqiyat

- Water trucking
- Buried / burned

Tisiya

- Water trucking
- Buried / burned

9/9 communities assessed (5 communities are shown on the previous factsheet): Simej, Smad, Smaqiyat, Tisiya



Education

Status of primary schools in village

- Functioning
- Not functioning
- Not available
- No information

Barriers to accessing education services

Smaqiyat

Most children accessed education

Tisiya

Lack of teaching staff
Lack of school supplies

Simej

Most children accessed education

Smad

Most children accessed education

Health

Most common health problems

Most common barriers to accessing healthcare

Community	Most common health problems	Most common barriers to accessing healthcare
Simej	Diarrhoea Communicable diseases Acute respiratory infections	No facilities in the area High cost of transportation Lack of transportation
Smad	Chronic diseases Acute respiratory infections Severe diseases affecting those aged less than 5	No facilities in the area
Smaqiyat	Diarrhoea Communicable diseases Acute respiratory infections	High cost of transportation Lack of transportation
Tisiya	Diarrhoea Communicable diseases Fever	No facilities in the area High cost of transportation Lack of transportation

Food Security

Simej

- Bread: 125 SYP
- Rice: 600 SYP
- Lentils: no info
- Sugar: 425 SYP
- Cooking oil: 800 SYP

- Bread is not available in the village
- No difficulties reported
- Private bakeries unavailable

Smad

- Bread: 100 SYP
- Rice: 600 SYP
- Lentils: 350 SYP
- Sugar: 400 SYP
- Cooking oil: 700 SYP

- Public bakeries
- No difficulties reported
- Private bakeries unavailable

Smaqiyat

- Bread: 125 SYP
- Rice: 600 SYP
- Lentils: no info
- Sugar: 400 SYP
- Cooking oil: 900 SYP

- Bread is not available in the village
- No difficulties reported
- Private bakeries unavailable

Tisiya

- Bread: 125 SYP
- Rice: 800 SYP
- Lentils: no info
- Sugar: 400 SYP
- Cooking oil: no info

- Bread is not available in the village
- No difficulties reported
- Private bakeries unavailable

Main challenges to obtaining food

- No challenges
- Some foods unavailable
- Local production decreased
- Lack of access to markets
- Some foods expensive
- Lack of resources to buy food
- Lack of access to fuel
- Cooking fuel unavailable
- No information

Access to bread

- Bread (public): 1 pack
- Rice: 1kg
- Lentils: 1kg
- Sugar: 1kg
- Cooking oil: 1 litre
- Most common source of bread
- Most common barriers to accessing bread
- Number of days, per month, where bread from private bakeries was unavailable

Da'el, Dar'a Governorate

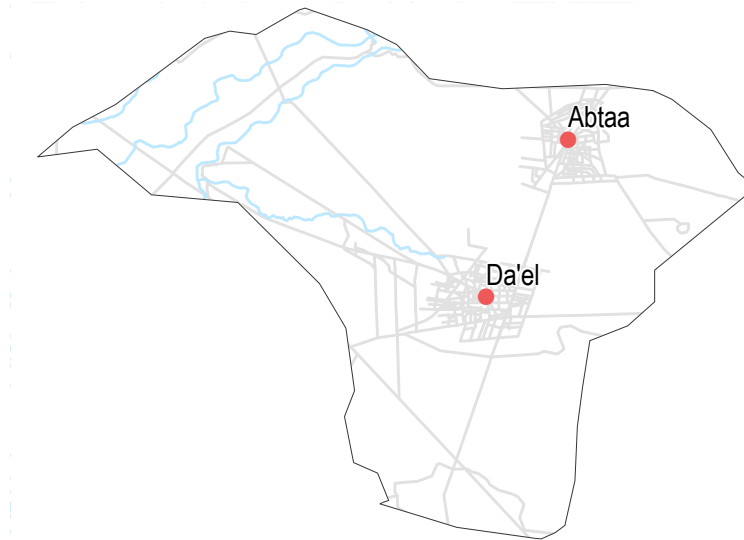
July 2017

Displacement

- % of pre-conflict population remaining
- % of population that are female
- % of female-headed households
- IDPs living in village
- New IDP arrivals
- Returnees

Abtaa	76-100%	51-75%	1-25%
	Yes	No	No
Da'el	51-75%	26-50%	1-25%
	Yes	No	No

• 2/2 communities assessed : Abtaa, Da'el



Shelter

- Independent apartment or house
 - Shared apartment or house
 - Unfinished apartment or house
 - Tent
 - Private space not for shelter
 - Cave/natural shelter
 - Collective public space not for shelter
 - No IDPs
 - No information
- Min - Max: rent paid per room (where known)

Abtaa	NDPs	IDPs
	No info	
Da'el	NDPs	IDPs
	No info	

Livelihoods

	Most common source of income	Most common strategies used to cope with lack of income / resources
Abtaa	Stable employment Daily employment Business/trade	Children sent to work/beg Taking loans/buying on credit Skipping meals
Da'el	Stable employment Daily employment Business/trade	Children sent to work/beg Taking loans/buying on credit Borrowing from family/friends

NFIs

Abtaa

B 8600 SYP	NA
C 375 SYP	10500 SYP
D 230 SYP	1400 SYP
F 54000 SYP	74000 SYP

Da'el

B 8500 SYP	2950 SYP
C 375 SYP	11650 SYP
D 230 SYP	1750 SYP
F 60000 SYP	73000 SYP

Most common electricity source

- Main network
- Generator
- No source
- Solar alternative
- No information

Fuel Prices (SYP)*

- B** Butane (cannister)
- C** Coal (1kg)
- D** Diesel (1 litre)
- F** Firewood (tonne)

NFI Prices (SYP)*

- Cement (50kg)
- Floor mat (3*4m)
- Plastic tarpaulin (1m²)
- Tent (5 persons)

NA: not available for purchase

Abtaa
No lack of fuel

Da'el
No lack of fuel

Most common strategies used to cope with a lack of fuel

Da'el, Dar'a Governorate

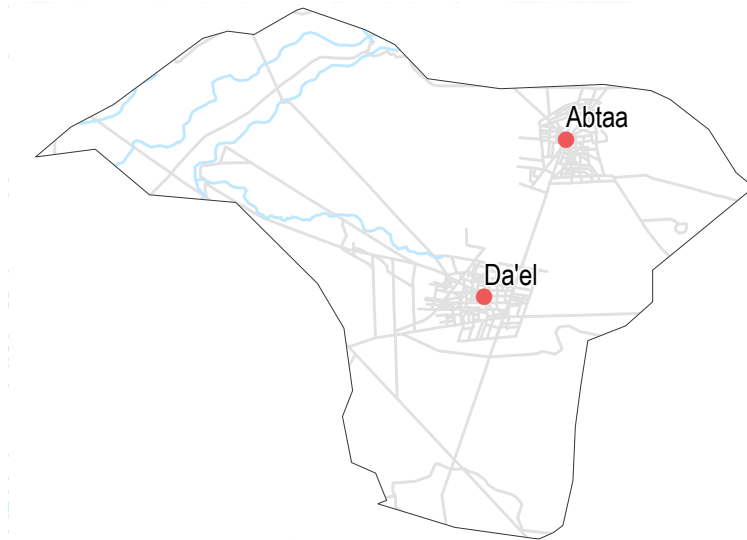
July 2017

WASH

- Most common water source
- Status of water source
- Water is safe to drink
 - Water tastes/smells bad
 - People sick after drinking
 - No information
- Sufficiency of available water to meet household needs
- Sufficient
 - Insufficient
 - No information
- Most common method of garbage disposal

- Abtaa**
- Network
 - Private paid collection
- Da'el**
- Water trucking
 - Private paid collection

• 2/2 communities assessed : Abtaa, Da'el



Food Security

Abtaa

- Bread: no info
- Rice: 600 SYP
- Lentils: 365 SYP
- Sugar: 350 SYP
- Cooking oil: 800 SYP
- Private bakeries
- No difficulties reported
- 1 to 10

Da'el

- Bread: no info
- Rice: 600 SYP
- Lentils: 360 SYP
- Sugar: 375 SYP
- Cooking oil: 775 SYP
- Private bakeries
- No difficulties reported
- 0

Main challenges to obtaining food

- No challenges
- Some foods unavailable
- Local production decreased
- Lack of access to markets
- Some foods expensive
- Lack of resources to buy food
- Lack of access to fuel
- Cooking fuel unavailable
- No information
- Bread (public): 1 pack
- Rice: 1kg
- Lentils: 1kg
- Sugar: 1kg
- Cooking oil: 1 litre

Access to bread

- Most common source of bread
- Most common barriers to accessing bread
- Number of days, per month, where bread from private bakeries was unavailable

Education

- Status of primary schools in village
- Functioning
 - Not functioning
 - Not available
 - No information
- Barriers to accessing education services

Abtaa
Most children accessed education

Da'el
Most children accessed education

Health

	Most common health problems	Most common barriers to accessing healthcare
Abtaa	<ul style="list-style-type: none"> Disabilities Chronic diseases Severe diseases affecting those aged less than 5 	<ul style="list-style-type: none"> Old age Disability/Injuries/Illness Security concerns around entering facilities
Da'el	<ul style="list-style-type: none"> Disabilities Chronic diseases Maternal health issues 	<ul style="list-style-type: none"> Old age Disability/Injuries/Illness Security concerns around entering facilities

Dar'a 1/2, Dar'a Governorate

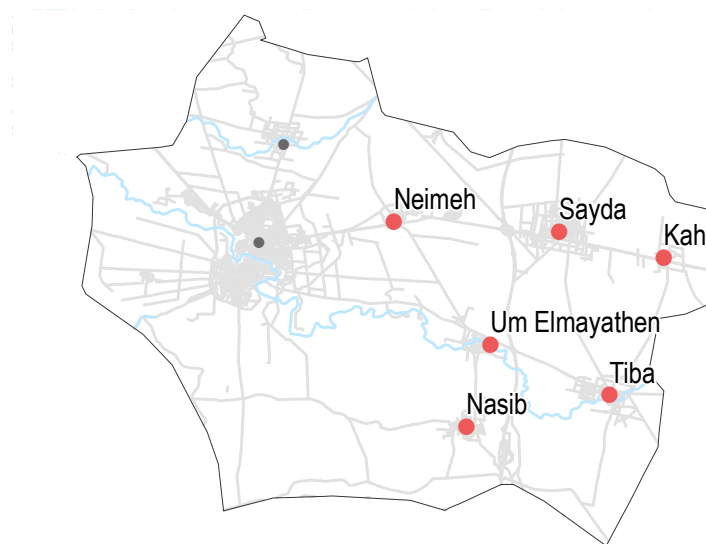
July 2017

Displacement

- % of pre-conflict population remaining
- % of population that are female
- % of female-headed households
- IDPs living in village
- New IDP arrivals
- Returnees

Kahil	
51-75%	51-75%
Yes	No
No	No
Nasib	
76-100%	51-75%
Yes	Yes
No	No
Neimeh	
1-25%	26-50%
Yes	No
No	No

• 6/8 communities assessed (3 communities are shown on the next factsheet): Kahil, Nasib, Neimeh



Shelter

- Independent apartment or house
- Shared apartment or house
- Unfinished apartment or house
- Tent
- Private space not for shelter
- Cave/natural shelter
- Collective public space not for shelter
- No IDPs
- No information
- Min - Max: rent paid per room (where known)

Kahil	
NDPs	IDPs
10000 - 15000 SYP	
Nasib	
NDPs	IDPs
15000 - 25000 SYP	
Neimeh	
NDPs	IDPs
0 - 0 SYP	

Livelihoods

Most common source of income

Most common strategies used to cope with lack of income / resources

Community	Most common source of income	Most common strategies used to cope with lack of income / resources
Kahil	Stable employment Farm owning Remittances	Borrowing from family/friends Reducing meal size
Nasib	Daily employment Business/trade Remittances	Taking loans/buying on credit Borrowing from family/friends
Neimeh	Business / trade	Borrowing from family/friends Reducing meal size

NFIs

Kahil

B 8800 SYP	2500 SYP
C 550 SYP	NA
D 250 SYP	600 SYP
F NA	NA

Nasib

B 8800 SYP	3500 SYP
C 450 SYP	10000 SYP
D 350 SYP	3500 SYP
F NA	NA

Neimeh

B 9000 SYP	NA
C 550 SYP	NA
D 250 SYP	NA
F NA	NA

- Most common electricity source
- Main network
 - Generator
 - No source
 - Solar alternative
 - No information

- Fuel Prices (SYP)*
- B** Butane (cannister)
 - C** Coal (1kg)
 - D** Diesel (1 litre)
 - F** Firewood (tonne)

- NFI Prices (SYP)*
- Cement (50kg)
 - Floor mat (3*4m)
 - Plastic tarpaulin (1m²)
 - Tent (5 persons)
- NA: not available for purchase

Kahil
No lack of fuel

Nasib
No lack of fuel

Neimeh
No lack of fuel

Most common strategies used to cope with a lack of fuel

Dar'a 1/2, Dar'a Governorate

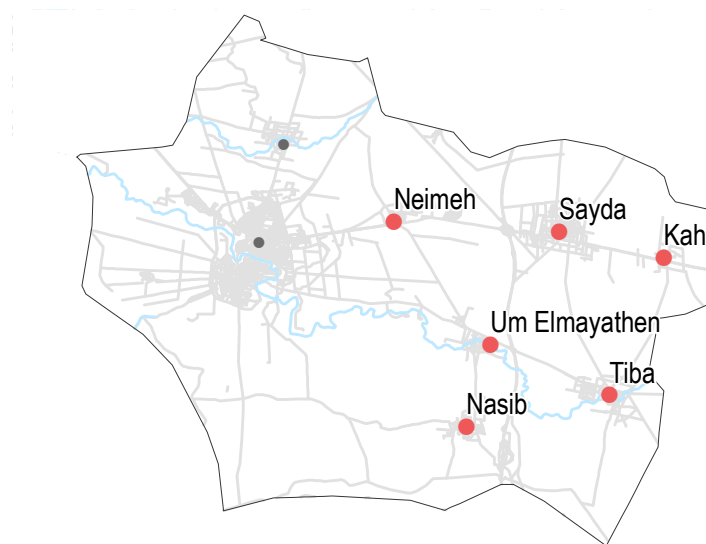
July 2017

WASH

- Most common water source**
- Water is safe to drink
 - Water tastes/smells bad
 - People sick after drinking
 - No information
- Sufficiency of available water to meet household needs**
- Sufficient
 - Insufficient
 - No information
- Most common method of garbage disposal**
- Buried / burned

- Kahil**
- Water trucking
 - Private paid collection
- Nasib**
- Water trucking
 - Public free collection
- Neimeh**
- Water trucking
 - Buried / burned

6/8 communities assessed (3 communities are shown on the next factsheet): Kahil, Nasib, Neimeh



Education

- Status of primary schools in village**
- Functioning
 - Not functioning
 - Not available
 - No information
- Barriers to accessing education services**
- Most children accessed education

- Neimeh**
- Unsafe route to services

Kahil
Most children accessed education

Nasib
Most children accessed education

Health

	Most common health problems	Most common barriers to accessing healthcare
Kahil	Diarrhoea Skin diseases Malnutrition	No difficulties reported
Nasib	Skin diseases Communicable diseases Fever	No difficulties reported
Neimeh	Disabilities Skin diseases Symptoms of psychological trauma	Security concerns around travel Security concerns around entering facilities

Food Security

Kahil

- Bread: no info
- Rice: 800 SYP
- Lentils: 400 SYP
- Sugar: 375 SYP
- Cooking oil: 850 SYP
- Private bakeries
- No difficulties reported
- 1 to 10

Nasib

- Bread: no info
- Rice: 700 SYP
- Lentils: 400 SYP
- Sugar: 450 SYP
- Cooking oil: 900 SYP
- Public bakeries
- No difficulties reported
- 1 to 10

Neimeh

- Bread: no info
- Rice: 750 SYP
- Lentils: 375 SYP
- Sugar: 375 SYP
- Cooking oil: 800 SYP
- Private bakeries
- No difficulties reported
- 1 to 10

Main challenges to obtaining food

- No challenges
- Some foods unavailable
- Local production decreased
- Lack of access to markets
- Some foods expensive
- Lack of resources to buy food
- Lack of access to fuel
- Cooking fuel unavailable
- No information

Bread (public): 1 pack
Rice: 1kg
Lentils: 1 kg
Sugar: 1kg
Cooking oil: 1 litre

Access to bread

- Most common source of bread
- Most common barriers to accessing bread
- Number of days, per month, where bread from private bakeries was unavailable

Dar'a 2/2, Dar'a Governorate

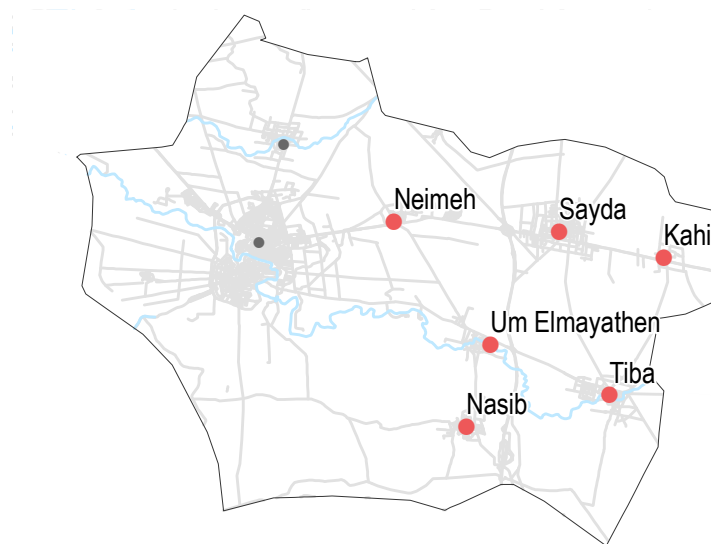
July 2017

Displacement

- % of pre-conflict population remaining
- % of population that are female
- % of female-headed households
- IDPs living in village
- New IDP arrivals
- Returnees

Sayda		
26-50%	26-50%	1-25%
Yes	No info	No
Tiba		
76-100%	51-75%	1-25%
Yes	Yes	No
Um Elmayathen		
76-100%	51-75%	1-25%
Yes	No	No

• 6/8 communities assessed (3 communities are shown on the previous factsheet): Sayda, Tiba, Um Elmayathen



Shelter

- Independent apartment or house
- Shared apartment or house
- Unfinished apartment or house
- Tent
- Private space not for shelter
- Cave/natural shelter
- Collective public space not for shelter
- No IDPs
- No information
- Min - Max: rent paid per room (where known)

Sayda	
NDPs	IDPs
No info	
Tiba	
NDPs	IDPs
40000 - 50000 SYP	
Um Elmayathen	
NDPs	IDPs
10000 - 15000 SYP	

Livelihoods

- Most common source of income
- Most common strategies used to cope with lack of income / resources

Community	Most common source of income	Most common strategies used to cope with lack of income / resources
Sayda	Daily employment Business/trade Remittances	Children sent to work/beg Taking loans/buying on credit Borrowing from family/friends
Tiba	Daily employment Business/trade Remittances	Children sent to work/beg Borrowing from family/friends
Um Elmayathen	Daily employment Business/trade Remittances	Children sent to work/beg Borrowing from family/friends

NFIs

Sayda

B 8500 SYP	2750 SYP
C 400 SYP	11000 SYP
D 230 SYP	1600 SYP
F 60000 SYP	73000 SYP

Tiba

B 8300 SYP	3500 SYP
C 500 SYP	10000 SYP
D 350 SYP	2500 SYP
F NA	NA

Um Elmayathen

B 8000 SYP	3600 SYP
C 400 SYP	10000 SYP
D 350 SYP	NA
F NA	NA

Sayda

No lack of fuel

Tiba

No lack of fuel

Um Elmayathen

No lack of fuel

Most common electricity source

- Main network
- Generator
- No source
- Solar alternative
- No information

Fuel Prices (SYP)*

- B** Butane (cannister)
- C** Coal (1kg)
- D** Diesel (1 litre)
- F** Firewood (tonne)

NFI Prices (SYP)*

- Cement (50kg)
- Floor mat (3*4m)
- Plastic tarpaulin (1m²)
- Tent (5 persons)

NA: not available for purchase

Most common strategies used to cope with a lack of fuel

Dar'a 2/2, Dar'a Governorate

July 2017

WASH

- Most common water source**
- Water is safe to drink
 - Water tastes/smells bad
 - People sick after drinking
 - No information
- Sufficiency of available water to meet household needs**
- Sufficient
 - Insufficient
 - No information
- Most common method of garbage disposal**

Sayda

- Water trucking
- Private paid collection

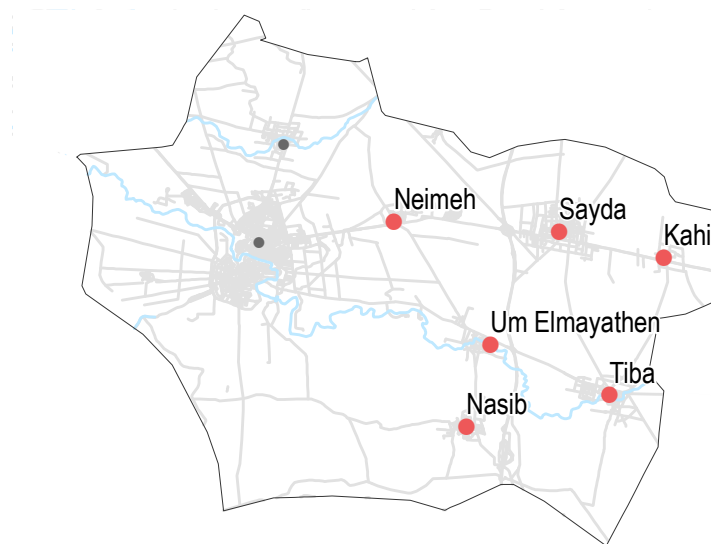
Tiba

- Water trucking
- Public free collection

Um Elmayathen

- Water trucking
- Public free collection

• 6/8 communities assessed (3 communities are shown on the previous factsheet): Sayda, Tiba, Um Elmayathen



Food Security

Sayda

- Private bakeries
- No difficulties reported
- 0

Tiba

- Public bakeries
- No difficulties reported
- 1 to 10

Um Elmayathen

- Shops
- No difficulties reported
- Private bakeries unavailable

Main challenges to obtaining food

- No challenges
- Some foods unavailable
- Local production decreased
- Lack of access to markets
- Some foods expensive
- Lack of resources to buy food
- Lack of access to fuel
- Cooking fuel unavailable
- No information

Bread (public): 1 pack
Rice: 1kg
Lentils: 1 kg
Sugar: 1kg
Cooking oil: 1 litre

Access to bread

- Most common source of bread
- Most common barriers to accessing bread
- Number of days, per month, where bread from private bakeries was unavailable

Education

- Status of primary schools in village**
- Functioning
 - Not functioning
 - Not available
 - No information
- Barriers to accessing education services**

Um Elmayathen

Most children accessed education

Sayda

Most children accessed education

Tiba

Most children accessed education

Health

Most common health problems

Most common barriers to accessing healthcare

Sayda

Disabilities
Communicable diseases
Chronic diseases

Security concerns around travel
Disability/Injuries/Illness
Security concerns around entering facilities

Tiba

Diarrhoea
Communicable diseases
Chronic diseases

No difficulties reported

Um Elmayathen

Diarrhoea
Skin diseases
Acute respiratory infections

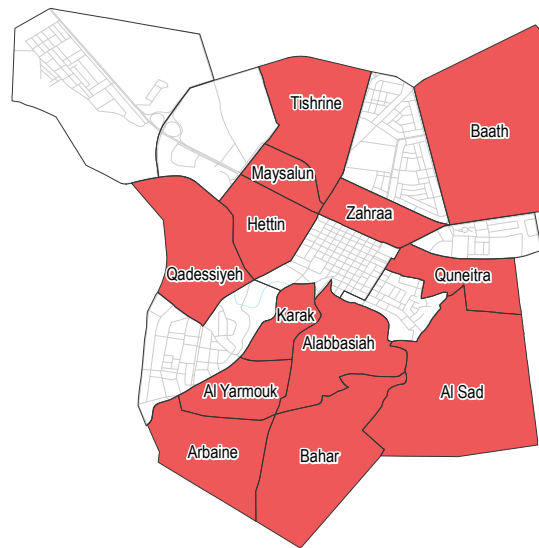
No facilities in the area
Lack of transportation

Displacement

- % of pre-conflict population remaining
- % of population that are female
- % of female-headed households
- IDPs living in village
- New IDP arrivals
- Returnees

Sub-district	% of pre-conflict population remaining	% of population that are female	% of female-headed households	IDPs living in village	New IDP arrivals	Returnees
Al Sad	1-25%	1-25%	None	Yes	No info	No
Al Yarmouk	None	No info	No info	No info	No info	No info
Alabbasiah	1-25%	1-25%	None	Yes	Yes	No
Arbaine	None	No info	No info	No info	No info	No info
Baath	None	No info	No info	No info	No info	No info

• 13/20 neighbourhoods assessed (8 neighbourhoods are shown on the next two factsheets): Al Sad, Al Yarmouk, Alabbasiah, Arbaine, Baath



Shelter

- Independent apartment or house
- Shared apartment or house
- Unfinished apartment or house
- Tent
- Private space not for shelter
- Cave/natural shelter
- Collective public space not for shelter
- No IDPs
- No information
- Min - Max: rent paid per room (where known)

Sub-district	NDPs	IDPs	Min - Max: rent paid per room (where known)
Al Sad			0 - 0 SYP
Arbaine			No info
Al Yarmouk			No info
Baath			No info
Alabbasiah			0 - 0 SYP

Livelihoods

- Most common source of income
- Most common strategies used to cope with lack of income / resources

Sub-district	Most common source of income	Most common strategies used to cope with lack of income / resources
Al Sad	High risk/illegal work Support from family/friends Remittances	Borrowing from family/friends High risk/illegal work Skipping meals
Al Yarmouk	No info	No info
Alabbasiah	Support from family/friends Remittances Sale of humanitarian aid	Borrowing from family/friends High risk/illegal work Skipping meals
Arbaine	No info	No info
Baath	No info	No info

NFIs

Sub-district	Light bulb icon	Generator icon	Lightbulb icon	Lightbulb icon	Generator icon	Lightbulb icon	Generator icon
Al Sad							
Arbaine							
Al Yarmouk							
Baath							
Alabbasiah							

- Most common electricity source
- Main network
 - Generator
 - No source
 - Solar alternative
 - No information
- Fuel Prices (SYP)*
- B** Butane (cannister)
 - C** Coal (1kg)
 - D** Diesel (1 litre)
 - F** Firewood (tonne)
- NFI Prices (SYP)*
- Cement (50kg)
 - Floor mat (3*4m)
 - Plastic tarpaulin (1m²)
 - Tent (5 persons)
- NA: not available for purchase

Sub-district	Flame icon	Flame icon
Al Sad		
Al Yarmouk		
Alabbasiah		
Arbaine		
Baath		

WASH

- Most common water source**
- Water is safe to drink
 - Water tastes/smells bad
 - People sick after drinking
 - No information
- Sufficiency of available water to meet household needs**
- Sufficient
 - Insufficient
 - No information
- Most common method of garbage disposal**
- Buried / burned

- Al Sad**
- Water trucking
 - Left in street / public area
- Al Yarmouk**
- No info
 - No info
- Alabbasiah**
- Water trucking
 - Buried / burned
- Arbaine**
- No info
 - No info
- Baath**
- No info
 - No info

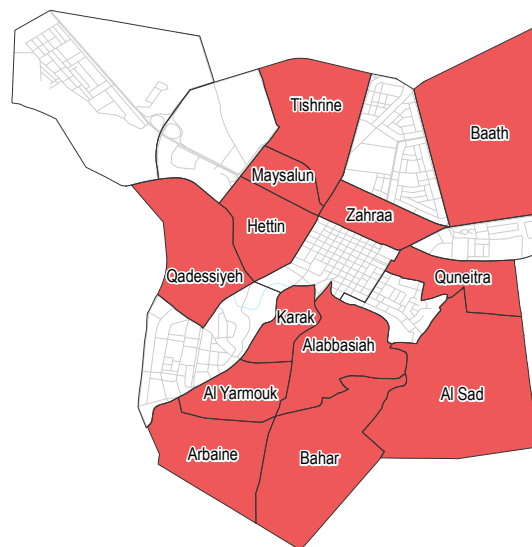
Education

- Status of primary schools in village**
- Functioning
 - Not functioning
 - Not available
 - No information
- Barriers to accessing education services**
- No info

- Alabbasiah**
- No info
- Arbaine**
- No info
- Baath**
- No info

- Al Yarmouk**
- No info

• 13/20 neighbourhoods assessed (8 neighbourhoods are shown on the next two factsheets): Al Sad, Al Yarmouk, Alabbasiah, Arbaine, Baath



Health

- Most common health problems
- Most common barriers to accessing healthcare

Neighbourhood	Most common health problems	Most common barriers to accessing healthcare
Al Sad	Skin diseases Injuries Symptoms of psychological trauma	No facilities in the area
Al Yarmouk	No info	No info
Alabbasiah	Disabilities Diarrhoea Symptoms of psychological trauma	No facilities in the area
Arbaine	No info	No info
Baath	No info	No info

Food Security

- Al Sad**
- Bread: no info
 - Rice: 800 SYP
 - Lentils: 350 SYP
 - Sugar: 400 SYP
 - Cooking oil: 850 SYP
- Shops
 - Yeast not always available
 - Flour not always available
 - Wheat not always available
 - Private bakeries unavailable
- Al Yarmouk**
- Bread: no info
 - Rice: no info
 - Lentils: no info
 - Sugar: no info
 - Cooking oil: no info
- No info
 - No info
 - No info
- Alabbasiah**
- Bread: no info
 - Rice: 800 SYP
 - Lentils: 400 SYP
 - Sugar: 400 SYP
 - Cooking oil: 850 SYP
- Shops
 - Yeast not always available
 - Flour not always available
 - Wheat not always available
 - Private bakeries unavailable
- Arbaine**
- Bread: no info
 - Rice: no info
 - Lentils: no info
 - Sugar: no info
 - Cooking oil: no info
- No info
 - No info
 - No info
- Baath**
- Bread: no info
 - Rice: no info
 - Lentils: no info
 - Sugar: no info
 - Cooking oil: no info
- No info
 - No info
 - No info

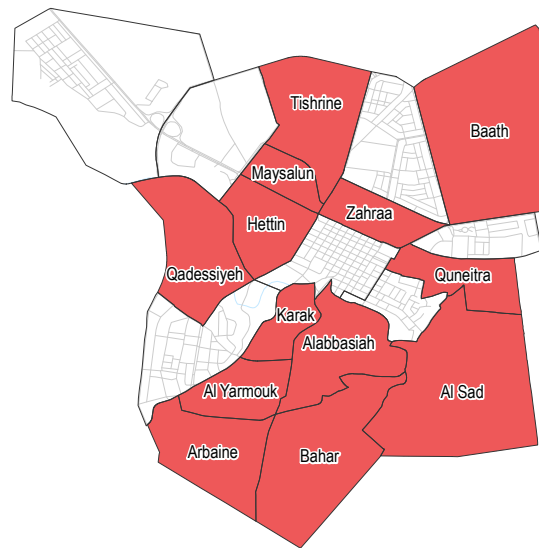
- Main challenges to obtaining food**
- No challenges
 - Some foods unavailable
 - Local production decreased
 - Lack of access to markets
 - Some foods expensive
 - Lack of resources to buy food
 - Lack of access to fuel
 - Cooking fuel unavailable
 - No information
- Bread (public): 1 pack**
- Rice: 1kg**
- Lentils: 1kg**
- Sugar: 1kg**
- Cooking oil: 1 litre**
- Access to bread**
- Most common source of bread
 - Most common barriers to accessing bread
 - Number of days, per month, where bread from private bakeries was unavailable

Displacement

- % of pre-conflict population remaining
- % of population that are female
- % of female-headed households
- IDPs living in village
- New IDP arrivals
- Returnees

Sub-district	% of pre-conflict population remaining	% of population that are female	% of female-headed households	IDPs living in village	New IDP arrivals	Returnees
Bahar	1-25%	1-25%	1-25%	Yes	Yes	No
Hettin	26-50%	26-50%	1-25%	Yes	Yes	Yes
Karak	None	No info	No info	No info	No info	No info
Maysalun	26-50%	51-75%	1-25%	Yes	No	No
Qadessiyeh	1-25%	1-25%	None	Yes	Yes	Yes

• 13/20 neighbourhoods assessed (5 neighbourhoods are shown on the previous factsheet, 3 neighbourhoods are shown on the next factsheet): Bahar, Hettin, Karak, Maysalun, Qadessiyeh



Shelter

- Independent apartment or house
- Shared apartment or house
- Unfinished apartment or house
- Tent
- Private space not for shelter
- Cave/natural shelter
- Collective public space not for shelter
- No IDPs
- No information
- Min - Max: rent paid per room (where known)

Sub-district	Most common shelter	Min - Max: rent paid per room (where known)
Bahar	Independent apartment or house	0 - 0 SYP
Hettin	Independent apartment or house	0 - 0 SYP
Karak	No IDPs	No info
Maysalun	Independent apartment or house	5000 - 8000 SYP
Qadessiyeh	Independent apartment or house	0 - 0 SYP

Livelihoods

Sub-district	Most common source of income	Most common strategies used to cope with lack of income / resources
Bahar	Support from family/friends Remittances Sale of humanitarian aid	Borrowing from family/friends Reducing meal size
Hettin	Stable employment Remittances Sale of humanitarian aid	Borrowing from family/friends Skipping meals
Karak	No info	No info
Maysalun	Stable employment Support from family/friends Remittances	Borrowing from family/friends Selling household assets Reducing meal size
Qadessiyeh	Support from family/friends Remittances Sale of humanitarian aid	Borrowing from family/friends Skipping meals Reducing meal size

NFIs

Sub-district	Butane (cannister)	Coal (1kg)	Diesel (1 litre)	Firewood (tonne)
Bahar	B 9000 SYP	C NA	D 300 SYP	F NA
Hettin	B 3000 SYP	C 550 SYP	D 250 SYP	F NA
Karak	X	X	X	X
Maysalun	B 3000 SYP	C 550 SYP	D 300 SYP	F 2500 SYP
Qadessiyeh	B NA	C NA	D 300 SYP	F NA

- Most common electricity source
- Main network
 - Generator
 - No source
 - Solar alternative
 - No information
- Fuel Prices (SYP)*
- B** Butane (cannister)
 - C** Coal (1kg)
 - D** Diesel (1 litre)
 - F** Firewood (tonne)
- NFI Prices (SYP)*
- Cement (50kg)
 - Floor mat (3*4m)
 - Plastic tarpaulin (1m²)
 - Tent (5 persons)
- NA: not available for purchase

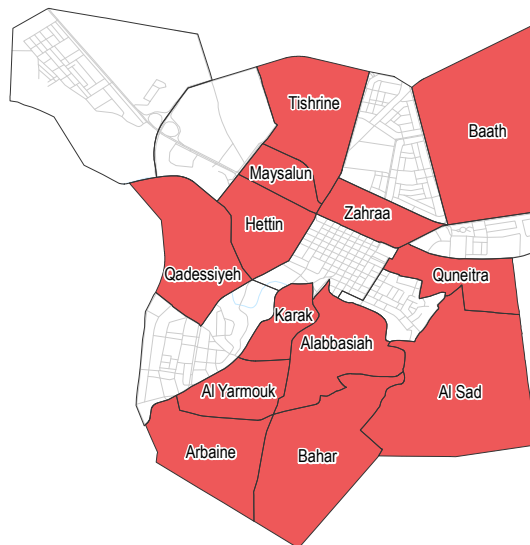
Sub-district	Most common strategies used to cope with a lack of fuel
Bahar	No lack of fuel
Hettin	No lack of fuel
Karak	No info
Maysalun	No lack of fuel
Qadessiyeh	No lack of fuel

WASH

- Most common water source
- Status of water source
- Water is safe to drink
 - Water tastes/smells bad
 - People sick after drinking
 - No information
- Sufficiency of available water to meet household needs
- Sufficient
 - Insufficient
 - No information
- Most common method of garbage disposal

- Bahar**
- Water trucking
 - Buried / burned
- Hettin**
- Network
 - Public free collection
- Karak**
- No info
 - No info
- Maysalun**
- Network
 - Public free collection
- Qadessiyeh**
- Water trucking
 - Buried / burned

• 13/20 neighbourhoods assessed (5 neighbourhoods are shown on the previous factsheet, 3 neighbourhoods are shown on the next factsheet): Bahar, Hettin, Karak, Maysalun, Qadessiyeh



Education

- Status of primary schools in village
- Functioning
 - Not functioning
 - Not available
 - No information
- Barriers to accessing education services

- Karak**
- No info
- Maysalun**
- Most children accessed education
- Bahar**
- Some facilities destroyed
- Qadessiyeh**
- Some facilities destroyed

- Hettin**
- Other

Health

- Most common health problems
- Most common barriers to accessing healthcare

Neighbourhood	Most common health problems	Most common barriers to accessing healthcare
Bahar	Diarrhoea Skin diseases Symptoms of psychological trauma	No facilities in the area
Hettin	Diarrhoea Skin diseases Symptoms of psychological trauma	No difficulties reported
Karak	No info	No info
Maysalun	Skin diseases Malnutrition Symptoms of psychological trauma	No difficulties reported
Qadessiyeh	Disabilities Diarrhoea Symptoms of psychological trauma	No facilities in the area

Food Security

Bahar

- Bread: no info
 - Rice: 800 SYP
 - Lentils: 400 SYP
 - Sugar: 400 SYP
 - Cooking oil: 850 SYP
- Shops
 - Yeast not always available
 - Flour not always available
 - Wheat not always available
 - Private bakeries unavailable

Hettin

- Bread: 50 SYP
 - Rice: 750 SYP
 - Lentils: 350 SYP
 - Sugar: 380 SYP
 - Cooking oil: 750 SYP
- Public bakeries
 - No difficulties reported
 - Private bakeries unavailable

Karak

- No info
- No info
- No info
- No info
- No info

Maysalun

- Bread: 50 SYP
 - Rice: 700 SYP
 - Lentils: 300 SYP
 - Sugar: 360 SYP
 - Cooking oil: 800 SYP
- Public bakeries
 - No difficulties reported
 - Private bakeries unavailable

Qadessiyeh

- Bread: no info
 - Rice: 750 SYP
 - Lentils: 400 SYP
 - Sugar: 400 SYP
 - Cooking oil: 850 SYP
- Shops
 - Yeast not always available
 - Flour not always available
 - Wheat not always available
 - Private bakeries unavailable

Main challenges to obtaining food

- No challenges
- Some foods unavailable
- Local production decreased
- Lack of access to markets
- Some foods expensive
- Lack of resources to buy food
- Lack of access to fuel
- Cooking fuel unavailable
- No information

Bread (public): 1 pack
Rice: 1kg
Lentils: 1kg
Sugar: 1kg
Cooking oil: 1 litre

Access to bread

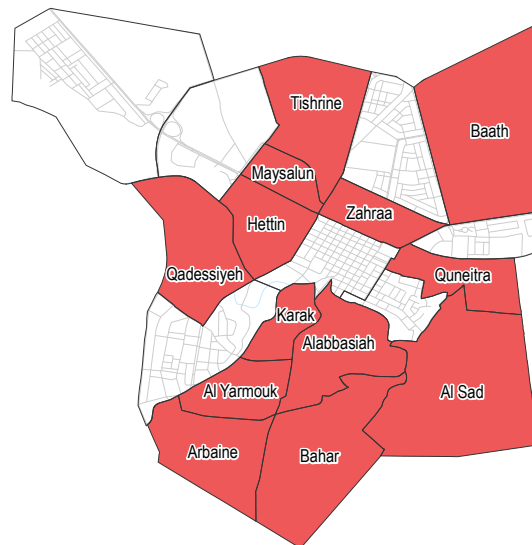
- Most common source of bread
- Most common barriers to accessing bread
- Number of days, per month, where bread from private bakeries was unavailable

Displacement

- % of pre-conflict population remaining
- % of population that are female
- % of female-headed households
- IDPs living in village
- New IDP arrivals
- Returnees

Quneitra	
None	No info
No info	No info
Tishrine	
26-50%	51-75%
Yes	Yes
Zahraa	
1-25%	51-75%
Yes	Yes

• 13/20 neighbourhoods assessed (10 neighbourhoods are shown on the previous two factsheets): Quneitra, Tishrine, Zahraa



Shelter

- Independent apartment or house
- Shared apartment or house
- Unfinished apartment or house
- Tent
- Private space not for shelter
- Cave/natural shelter
- Collective public space not for shelter
- No IDPs
- No information
- Min - Max: rent paid per room (where known)

Quneitra	
NDPs	IDPs
No info	
Tishrine	
NDPs	IDPs
4000 - 5000 SYP	
Zahraa	
NDPs	IDPs
4500 - 5000 SYP	

Livelihoods

Most common source of income

Most common strategies used to cope with lack of income / resources

Quneitra	Tishrine	Zahraa
No info	Stable employment Daily employment Remittances	Stable employment Support from family/friends Remittances
No info	Borrowing from family/friends Reducing meal size	Borrowing from family/friends Skipping meals

NFIs

Quneitra

B NA	NA
C NA	NA
D NA	NA
F NA	NA

Tishrine

B 3000 SYP	NA
C 550 SYP	NA
D 250 SYP	NA
F NA	NA

Zahraa

B 3000 SYP	NA
C 500 SYP	9500 SYP
D 250 SYP	NA
F NA	NA

Quneitra
No info

Tishrine
No lack of fuel

Zahraa
No lack of fuel

Most common electricity source

- Main network
- Generator
- No source
- Solar alternative
- No information

Fuel Prices (SYP)*

- B** Butane (cannister)
- C** Coal (1kg)
- D** Diesel (1 litre)
- F** Firewood (tonne)

NFI Prices (SYP)*

- Cement (50kg)
- Floor mat (3*4m)
- Plastic tarpaulin (1m²)
- Tent (5 persons)

NA: not available for purchase

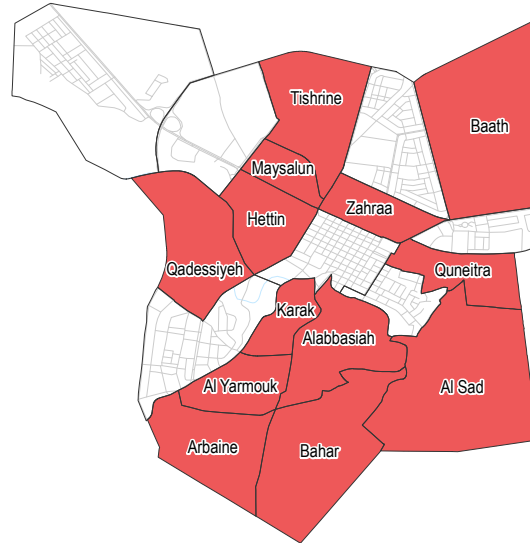
Most common strategies used to cope with a lack of fuel

WASH

- Most common water source
- Status of water source
- Water is safe to drink
 - Water tastes/smells bad
 - People sick after drinking
 - No information
- Sufficiency of available water to meet household needs
- Sufficient
 - Insufficient
 - No information
- Most common method of garbage disposal

- Quneitra**
- No info
 - No info
- Tishrine**
- Network
 - Public free collection
- Zahraa**
- Network
 - Public free collection

• 13/20 neighbourhoods assessed (10 neighbourhoods are shown on the previous two factsheets): Quneitra, Tishrine, Zahraa



Food Security

Quneitra

- No info
- No info
- No info
- No info
- No info

Tishrine

- Public bakeries
- Bread: 50 SYP
- Rice: 700 SYP
- Lentils: 350 SYP
- Sugar: 375 SYP
- Cooking oil: 800 SYP
- No difficulties reported
- Private bakeries unavailable

Zahraa

- Public bakeries
- Bread: 50 SYP
- Rice: 700 SYP
- Lentils: 375 SYP
- Sugar: 375 SYP
- Cooking oil: 800 SYP
- No difficulties reported
- Private bakeries unavailable

Main challenges to obtaining food

- No challenges
- Some foods unavailable
- Local production decreased
- Lack of access to markets
- Some foods expensive
- Lack of resources to buy food
- Lack of access to fuel
- Cooking fuel unavailable
- No information

Bread (public): 1 pack
 Rice: 1kg
 Lentils: 1kg
 Sugar: 1kg
 Cooking oil: 1 litre

Access to bread

- Most common source of bread
- Most common barriers to accessing bread
- Number of days, per month, where bread from private bakeries was unavailable

Education

- Status of primary schools in village
- Functioning
 - Not functioning
 - Not available
 - No information
- Barriers to accessing education services

- Zahraa**
- Most children accessed education

- Quneitra**
- No info

- Tishrine**
- Most children accessed education

Health

- Most common health problems
- No info
- Most common barriers to accessing healthcare
- No info

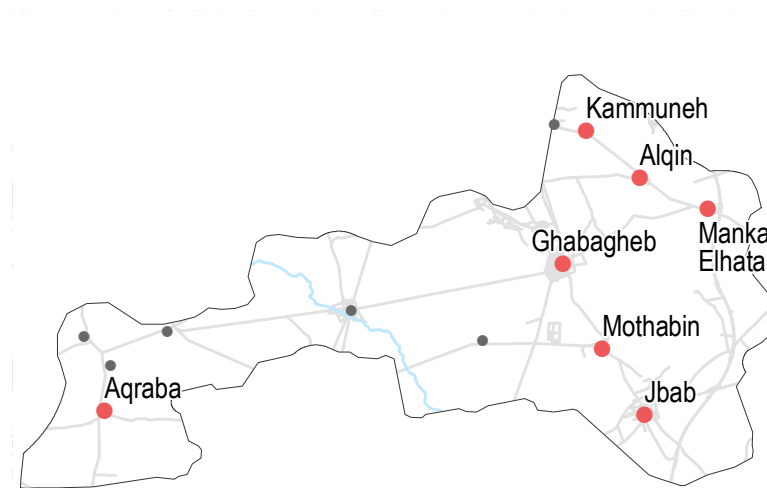
Neighbourhood	Most common health problems	Most common barriers to accessing healthcare
Quneitra	No info	No info
Tishrine	Diarrhoea Skin diseases Symptoms of psychological trauma	No difficulties reported
Zahraa	Diarrhoea Skin diseases Symptoms of psychological trauma	No difficulties reported

Displacement

- % of pre-conflict population remaining
- % of population that are female
- % of female-headed households
- IDPs living in village
- New IDP arrivals
- Returnees

Community	% of pre-conflict population remaining	% of population that are female	% of female-headed households	IDPs living in village	New IDP arrivals	Returnees
Alqin	1-25%	1-25%	1-25%	Yes	No info	No
Aqraba	26-50%	26-50%	1-25%	Yes	No info	Yes
Ghabagheb	51-75%	26-50%	1-25%	Yes	No info	No
Jbab	51-75%	26-50%	1-25%	Yes	No	No
Kammuneh	51-75%	51-75%	1-25%	Yes	No	No

• 7/13 communities assessed (2 communities are shown on the next factsheet): Alqin, Aqraba, Ghabagheb, Jbab, Kammuneh



Shelter

- Independent apartment or house
- Shared apartment or house
- Unfinished apartment or house
- Tent
- Private space not for shelter
- Cave/natural shelter
- Collective public space not for shelter
- No IDPs
- No information
- Min - Max: rent paid per room (where known)

Community	Most common shelter	NDPs	IDPs	Rent (SYP)
Alqin	Independent apartment or house	Green house	Black X	No info
Aqraba	Independent apartment or house	Green house	Black X	No info
Ghabagheb	Independent apartment or house	Green house	Black X	10000 - 15000 SYP
Jbab	Independent apartment or house	Green house	Green house	11500 - 16000 SYP
Kammuneh	Independent apartment or house	Green house	Green house	3500 - 4000 SYP

Livelihoods

Most common source of income

Most common strategies used to cope with lack of income / resources

Community	Most common source of income	Most common strategies used to cope with lack of income / resources
Alqin	Daily employment Business/trade Support from family/friends	Borrowing from family/friends Skipping meals Reducing meal size
Aqraba	Daily employment Business/trade	Children sent to work/beg Borrowing from family/friends
Ghabagheb	Daily employment Farm owning Remittances	Borrowing from family/friends Skipping meals Reducing meal size
Jbab	Stable employment Daily employment Business/trade	Children sent to work/beg Taking loans/buying on credit Borrowing from family/friends
Kammuneh	Stable employment Business/trade	Borrowing from family/friends

NFIs

Community	Electricity Source	Fuel Prices (SYP)*	NFI Prices (SYP)*
Alqin	B 11000 SYP (Generator) C 350 SYP (Main network) D 220 SYP (Generator) F 60000 SYP (No source)	B 8500 SYP (Butane) C 550 SYP (Coal) D 375 SYP (Diesel) F 45000 SYP (Firewood)	B 11000 SYP (Cement) C 350 SYP (Floor mat) D 225 SYP (Plastic tarpaulin) F 60000 SYP (Tent)
Jbab	B 5000 SYP (Generator) C 400 SYP (Main network) D 200 SYP (Generator) F 51000 SYP (No source)	B 3500 SYP (Butane) C 550 SYP (Coal) D 175 SYP (Diesel) F 50000 SYP (Firewood)	
Aqraba	B 8500 SYP (Generator) C 550 SYP (Main network) D 375 SYP (Generator) F 45000 SYP (No source)		
Kammuneh	B 3500 SYP (Generator) C 550 SYP (Main network) D 175 SYP (Generator) F 50000 SYP (No source)		
Ghabagheb	B 11000 SYP (Generator) C 350 SYP (Main network) D 225 SYP (Generator) F 60000 SYP (No source)		

- Most common electricity source
- Main network
 - Generator
 - No source
 - Solar alternative
 - No information
- Fuel Prices (SYP)*
- B** Butane (cannister)
 - C** Coal (1kg)
 - D** Diesel (1 litre)
 - F** Firewood (tonne)
- NFI Prices (SYP)*
- Cement (50kg)
 - Floor mat (3*4m)
 - Plastic tarpaulin (1m²)
 - Tent (5 persons)
- NA: not available for purchase

- Most common strategies used to cope with a lack of fuel
- Cutting trees
 - Burning Furniture not in use
 - Burning Furniture in use

Alqin
Cutting trees
Burning Furniture not in use
Burning Furniture in use

Aqraba
Burning productive assets

Jbab
No lack of fuel

Ghabagheb
Cutting trees
Burning Furniture not in use
Burning plastics

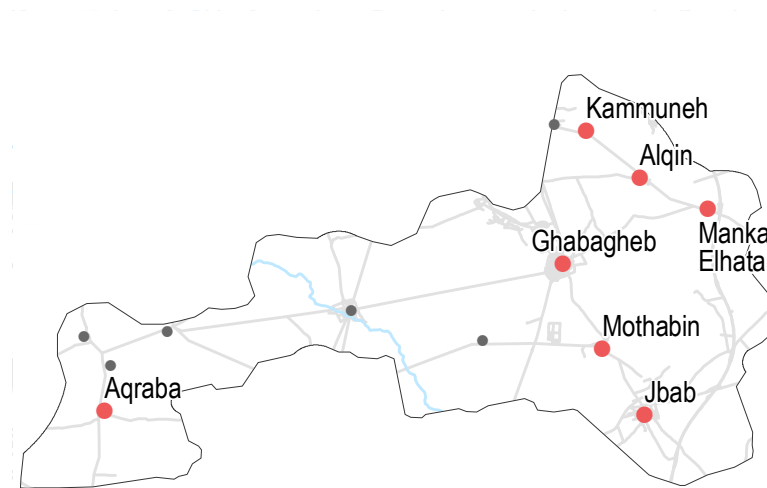
Kammuneh
No lack of fuel

WASH

- Most common water source**
- Status of water source**
- Water is safe to drink
 - Water tastes/smells bad
 - People sick after drinking
 - No information
- Sufficiency of available water to meet household needs**
- Sufficient
 - Insufficient
 - No information
- Most common method of garbage disposal**

- Alqin**
- Closed well
 - Left in street / public area
- Aqraba**
- Closed well
 - Public free collection
- Ghabagheb**
- Closed well
 - Public free collection
- Jbab**
- Water trucking
 - Private paid collection
- Kammuneh**
- Closed well
 - Public free collection

• 7/13 communities assessed (2 communities are shown on the next factsheet): Alqin, Aqraba, Ghabagheb, Jbab, Kammuneh



Education

- Status of primary schools in village**
- Functioning
 - Not functioning
 - Not available
 - No information
- Barriers to accessing education services**
- Alqin: Most children accessed education
 - Jbab: Most children accessed education
 - Kammuneh: Most children accessed education
 - Aqraba: Services not accessible

- Ghabagheb**
- Most children accessed education
- Jbab**
- Most children accessed education
- Kammuneh**
- Most children accessed education

Health

	Most common health problems	Most common barriers to accessing healthcare
Alqin	Communicable diseases Chronic diseases Acute respiratory infections	No facilities in the area Security concerns around travel Disability/Injuries/Illness
Aqraba	Diarrhoea Chronic diseases Severe diseases affecting those aged less than 5	No facilities in the area
Ghabagheb	Communicable diseases Chronic diseases Acute respiratory infections	No facilities in the area Security concerns around travel Family not permitting travel
Jbab	Pregnancy related diseases Injuries Symptoms of psychological trauma	Old age Disability/Injuries/Illness
Kammuneh	Chronic diseases Severe diseases affecting those aged less than 5	No difficulties reported

Food Security

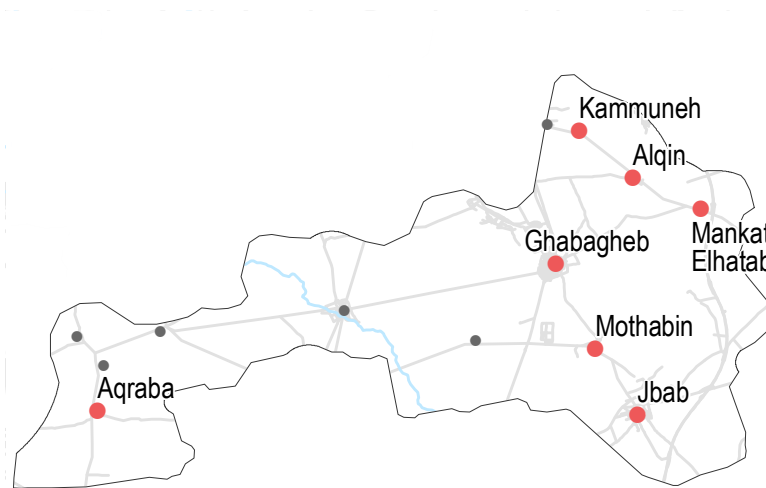
- Alqin**
- Bread: no info
 - Rice: 300 SYP
 - Lentils: 400 SYP
 - Sugar: 390 SYP
 - Cooking oil: 700 SYP
 - Private bakeries
 - No difficulties reported
- Aqraba**
- Bread: no info
 - Rice: 600 SYP
 - Lentils: 450 SYP
 - Sugar: 350 SYP
 - Cooking oil: 750 SYP
 - Private bakeries
 - No difficulties reported
- Ghabagheb**
- Bread: no info
 - Rice: 450 SYP
 - Lentils: 400 SYP
 - Sugar: 390 SYP
 - Cooking oil: 750 SYP
 - Private bakeries
 - Flour too expensive
- Jbab**
- Bread: 100 SYP
 - Rice: 500 SYP
 - Lentils: 230 SYP
 - Sugar: 250 SYP
 - Cooking oil: 600 SYP
 - Public bakeries
 - No difficulties reported
- Kammuneh**
- Bread: 75 SYP
 - Rice: 650 SYP
 - Lentils: 400 SYP
 - Sugar: 400 SYP
 - Cooking oil: 750 SYP
 - Shops
 - No difficulties reported
 - Private bakeries unavailable
- Main challenges to obtaining food**
- No challenges
 - Some foods unavailable
 - Local production decreased
 - Lack of access to markets
 - Some foods expensive
 - Lack of resources to buy food
 - Lack of access to fuel
 - Cooking fuel unavailable
 - No information
- Bread (public): 1 pack**
- Rice: 1kg**
- Lentils: 1kg**
- Sugar: 1kg**
- Cooking oil: 1 litre**
- Access to bread**
- Most common source of bread
 - Most common barriers to accessing bread
 - Number of days, per month, where bread from private bakeries was unavailable

Displacement

- % of pre-conflict population remaining
- % of population that are female
- % of female-headed households
- IDPs living in village
- New IDP arrivals
- Returnees

Mankat Elhatab		
51-75%	26-50%	1-25%
Yes	No info	No
Mothabin		
76-100%	26-50%	1-25%
Yes	No info	Yes

• 7/13 communities assessed (5 communities are shown on the previous factsheet): Mankat Elhatab, Mothabin



NFIs

Mankat Elhatab	
B 3500 SYP	NA
C 550 SYP	3200 SYP
D 175 SYP	400 SYP
F 50000 SYP	NA
Mothabin	
B 4100 SYP	2100 SYP
C 375 SYP	10700 SYP
D 195 SYP	1750 SYP
F 51000 SYP	19000 SYP

- Most common electricity source
- Main network
 - Generator
 - No source
 - Solar alternative
 - No information

- Fuel Prices (SYP)*
- B** Butane (cannister)
 - C** Coal (1kg)
 - D** Diesel (1 litre)
 - F** Firewood (tonne)
- NFI Prices (SYP)*
- Cement (50kg)
 - Floor mat (3*4m)
 - Plastic tarpaulin (1m²)
 - Tent (5 persons)
- NA: not available for purchase

Shelter

- Most common shelter
- Independent apartment or house
 - Shared apartment or house
 - Unfinished apartment or house
 - Tent
 - Private space not for shelter
 - Cave/natural shelter
 - Collective public space not for shelter
 - No IDPs
 - No information
- Min - Max: rent paid per room (where known)

Mankat Elhatab	
NDPs	IDPs
3000 - 4000 SYP	
Mothabin	
NDPs	IDPs
8500 - 10500 SYP	

Livelihoods

- Most common source of income
- Most common strategies used to cope with lack of income / resources

Mankat Elhatab	Stable employment Business/trade	Borrowing from family/friends Skipping meals
Mothabin	Stable employment Daily employment Business/trade	Children sent to work/beg Taking loans/buying on credit Borrowing from family/friends

- Mankat Elhatab**
No lack of fuel
- Mothabin**
No lack of fuel

- Most common strategies used to cope with a lack of fuel

WASH

- Most common water source
- Status of water source
- Water is safe to drink
 - Water tastes/smells bad
 - People sick after drinking
 - No information
- Sufficiency of available water to meet household needs
- Sufficient
 - Insufficient
 - No information
- Most common method of garbage disposal

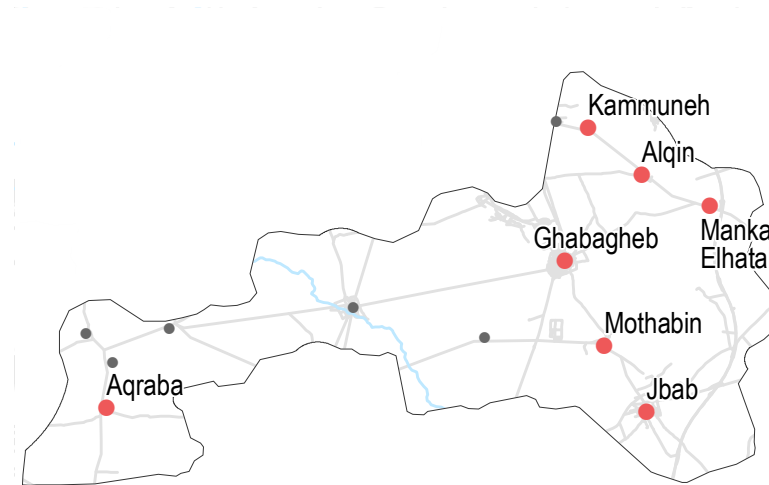
Mankat Elhatab

- Closed well
- Public free collection

Mothabin

- Network
- Private paid collection

• 7/13 communities assessed (5 communities are shown on the previous factsheets): Mankat Elhatab, Mothabin



Food Security

Mankat Elhatab

- Bread: 75 SYP
- Rice: 650 SYP
- Lentils: 425 SYP
- Sugar: 400 SYP
- Cooking oil: 750 SYP
- Shops
- No difficulties reported
- Private bakeries unavailable

Mothabin

- Bread: 100 SYP
- Rice: 475 SYP
- Lentils: 240 SYP
- Sugar: 265 SYP
- Cooking oil: 600 SYP
- Public bakeries
- No difficulties reported
- 1 to 10

Main challenges to obtaining food

- No challenges
- Some foods unavailable
- Local production decreased
- Lack of access to markets
- Some foods expensive
- Lack of resources to buy food
- Lack of access to fuel
- Cooking fuel unavailable
- No information
- Bread (public): 1 pack
- Rice: 1kg
- Lentils: 1kg
- Sugar: 1kg
- Cooking oil: 1 litre

Access to bread

- Most common source of bread
- Most common barriers to accessing bread
- Number of days, per month, where bread from private bakeries was unavailable

Education

- Status of primary schools in village
- Functioning
 - Not functioning
 - Not available
 - No information
- Barriers to accessing education services

Mankat Elhatab
Other

Mothabin
Most children accessed education

Health

Most common health problems

Most common barriers to accessing healthcare

Mankat Elhatab

- Chronic diseases
- Pregnancy related diseases
- Severe diseases affecting those aged less than 5

No difficulties reported

Mothabin

- Disabilities
- Chronic diseases
- Maternal health issues

Old age
Disability/Injuries/Illness

Hrak 1/2, Dar'a Governorate

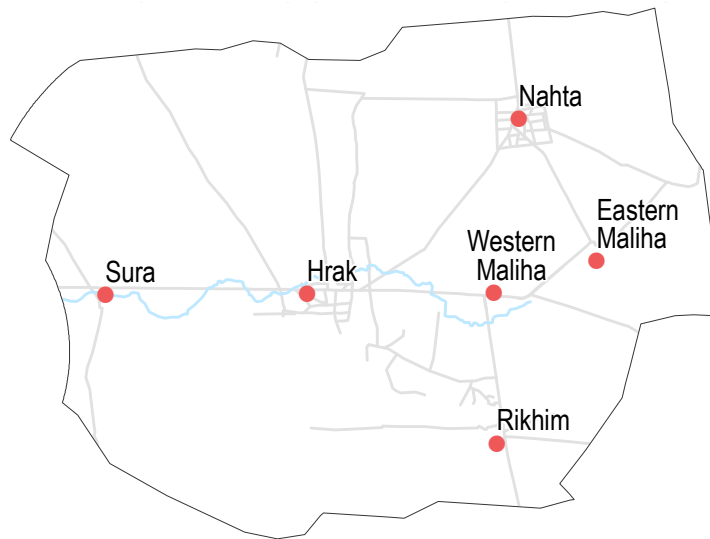
July 2017

Displacement

- % of pre-conflict population remaining
- % of population that are female
- % of female-headed households
- IDPs living in village
- New IDP arrivals
- Returnees

Eastern Maliha		
51-75%	51-75%	1-25%
Yes	No	Yes
Hrak		
51-75%	51-75%	1-25%
Yes	Yes	Yes
Nahta		
76-100%	51-75%	1-25%
Yes	No	Yes

• 6/6 communities assessed (3 communities are shown on the next factsheet): Eastern Maliha, Hrak, Nahta



Shelter

- Independent apartment or house
- Shared apartment or house
- Unfinished apartment or house
- Tent
- Private space not for shelter
- Cave/natural shelter
- Collective public space not for shelter
- No IDPs
- No information
- Min - Max: rent paid per room (where known)

Eastern Maliha	
NDPs	IDPs
No info	
Hrak	
NDPs	IDPs
No info	
Nahta	
NDPs	IDPs
4500 - 5000 SYP	

Livelihoods

Most common source of income

Most common strategies used to cope with lack of income / resources

Community	Most common source of income	Most common strategies used to cope with lack of income / resources
Eastern Maliha	High risk/illegal work Begging Savings	Borrowing from family/friends High risk/illegal work Selling household assets
Hrak	High risk/illegal work Farm owning Business/trade	Borrowing from family/friends High risk/illegal work Selling household assets
Nahta	Daily employment Farm owning Support from family/friends	Children sent to work/beg Taking loans/buying on credit Borrowing from family/friends

NFIs

Eastern Maliha

B 7500 SYP	2700 SYP
C NA	2500 SYP
D 300 SYP	800 SYP
F NA	80000 SYP

Hrak

B 8300 SYP	2500 SYP
C NA	2500 SYP
D 350 SYP	1000 SYP
F NA	85000 SYP

Nahta

B 8000 SYP	2600 SYP
C 600 SYP	NA
D 300 SYP	300 SYP
F 65000 SYP	85000 SYP

- Most common electricity source
- Main network
 - Generator
 - No source
 - Solar alternative
 - No information

- Fuel Prices (SYP)*
- B** Butane (cannister)
 - C** Coal (1kg)
 - D** Diesel (1 litre)
 - F** Firewood (tonne)

- NFI Prices (SYP)*
- Cement (50kg)
 - Floor mat (3*4m)
 - Plastic tarpaulin (1m²)
 - Tent (5 persons)
- NA: not available for purchase

Eastern Maliha
No lack of fuel

Hrak
No lack of fuel

Nahta
Burning productive assets
Burning plastics
Burning waste

Most common strategies used to cope with a lack of fuel

Hrak 1/2, Dar'a Governorate

July 2017

WASH

Most common water source

Status of water source

- Water is safe to drink
- Water tastes/smells bad
- People sick after drinking
- No information

Sufficiency of available water to meet household needs

- Sufficient
- Insufficient
- No information

Most common method of garbage disposal

Eastern Maliha

- Closed well
- Public free collection

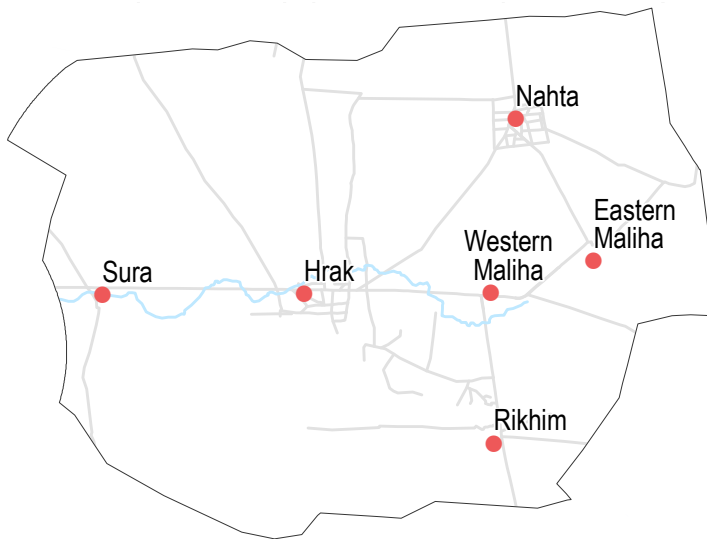
Hrak

- Closed well
- Private paid collection

Nahta

- Network
- Public free collection

6/6 communities assessed (3 communities are shown on the next factsheet): Eastern Maliha, Hrak, Nahta



Food Security

Eastern Maliha

Bread: no info
Rice: 750 SYP
Lentils: 300 SYP
Sugar: 400 SYP
Cooking oil: 750 SYP

- Private bakeries
- No difficulties reported

Hrak

Bread: no info
Rice: 750 SYP
Lentils: 300 SYP
Sugar: 400 SYP
Cooking oil: 750 SYP

- Private bakeries
- No difficulties reported

Nahta

Bread: no info
Rice: 600 SYP
Lentils: 350 SYP
Sugar: 375 SYP
Cooking oil: 750 SYP

- Distribution by others
- No difficulties reported
- Private bakeries unavailable

Main challenges to obtaining food

- No challenges
- Some foods unavailable
- Local production decreased
- Lack of access to markets
- Some foods expensive
- Lack of resources to buy food
- Lack of access to fuel
- Cooking fuel unavailable
- No information

Bread (public): 1 pack
Rice: 1kg
Lentils: 1 kg
Sugar: 1kg
Cooking oil: 1 litre

Access to bread

- Most common source of bread
- Most common barriers to accessing bread
- Number of days, per month, where bread from private bakeries was unavailable

Education

Status of primary schools in village

- Functioning
- Not functioning
- Not available
- No information

Barriers to accessing education services

Eastern Maliha

Most children accessed education

Nahta

Services are too far
Unsafe route to services

Hrak

Most children accessed education

Health

Most common health problems

Most common barriers to accessing healthcare

Community	Most common health problems	Most common barriers to accessing healthcare
Eastern Maliha	Chronic diseases Maternal health issues Acute respiratory infections	No difficulties reported
Hrak	Acute respiratory infections Fever Severe diseases affecting those aged less than 5	No difficulties reported
Nahta	Diarrhoea Maternal health issues Severe diseases affecting those aged less than 5	High cost of transportation Lack of transportation Old age

Hrak 2/2, Dar'a Governorate

July 2017

Displacement

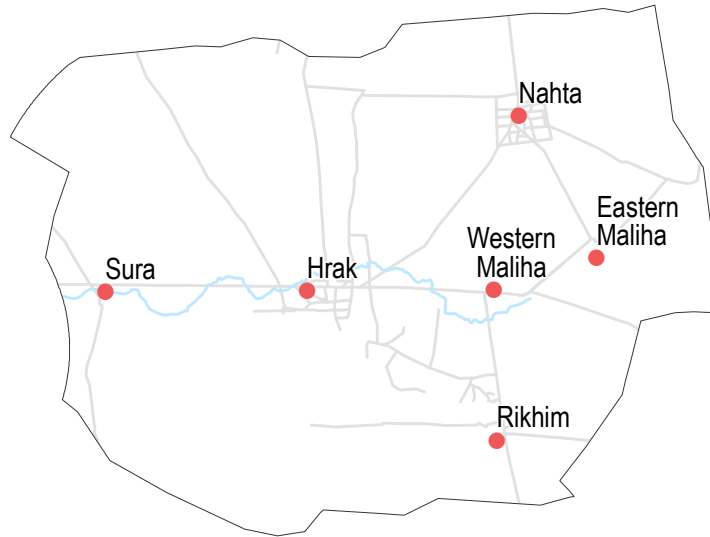
- % of pre-conflict population remaining
- % of population that are female
- % of female-headed households
- IDPs living in village
- New IDP arrivals
- Returnees

Rikhim		
None	No info	No info
No info	No info	No info

Sura		
51-75%	51-75%	1-25%
Yes	Yes	Yes

Western Maliha		
76-100%	51-75%	1-25%
Yes	No	No

• 6/6 communities assessed (3 communities are shown on the previous factsheet): Rikhim, Sura, Western Maliha



Shelter

- Independent apartment or house
- Shared apartment or house
- Unfinished apartment or house
- Tent
- Private space not for shelter
- Cave/natural shelter
- Collective public space not for shelter
- No IDPs
- No information
- Min - Max: rent paid per room (where known)

Rikhim	
NDPs	IDPs
No info	

Sura	
NDPs	IDPs
No info	

Western Maliha	
NDPs	IDPs
No info	

Livelihoods

- Most common source of income
- Most common strategies used to cope with lack of income / resources

Community	Most common source of income	Most common strategies used to cope with lack of income / resources
Rikhim	No info	No info
Sura	Daily employment Sale of household assets Sale of humanitarian aid	Borrowing from family/friends Selling household assets
Western Maliha	Daily employment Business/trade Support from family/friends	Children sent to work/beg Borrowing from family/friends Selling household assets

NFIs

X Rikhim

- B** NA NA
- C** NA NA
- D** NA NA
- F** NA NA

Lightbulb Sura

- B** 8500 SYP 2500 SYP
- C** NA 2500 SYP
- D** 350 SYP 800 SYP
- F** NA 80000 SYP

Lightbulb Western Maliha

- B** 8800 SYP NA
- C** NA 10500 SYP
- D** 350 SYP 375 SYP
- F** 75000 SYP NA

Fire Rikhim

No info

Fire Sura

No lack of fuel

Fire Western Maliha

Cutting trees
Burning productive assets
Burning plastics

Most common electricity source

- Main network
- Generator
- No source
- Solar alternative
- No information

Fuel Prices (SYP)*

- B** Butane (cannister)
- C** Coal (1kg)
- D** Diesel (1 litre)
- F** Firewood (tonne)

NFI Prices (SYP)*

- Cement (50kg)
- Floor mat (3*4m)
- Plastic tarpaulin (1m²)
- Tent (5 persons)

NA: not available for purchase

Most common strategies used to cope with a lack of fuel

Hrak 2/2, Dar'a Governorate

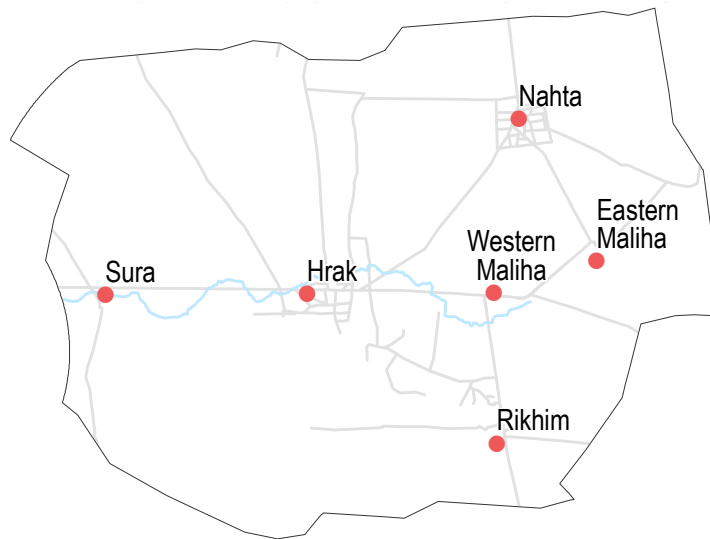
July 2017

WASH

- Most common water source**
- Status of water source**
- Water is safe to drink
 - Water tastes/smells bad
 - People sick after drinking
 - No information
- Sufficiency of available water to meet household needs**
- Sufficient
 - Insufficient
 - No information
- Most common method of garbage disposal**

- Rikhim**
- No info
 - No info
- Sura**
- Closed well
 - Public free collection
- Western Maliha**
- Water trucking
 - Public free collection

• 6/6 communities assessed (3 communities are shown on the previous factsheet): Rikhim, Sura, Western Maliha



Food Security

Rikhim

- No info
- No info
- No info
- No info
- No info

Sura

- Private bakeries
- No difficulties reported
- 0

Western Maliha

- Public bakeries
- No difficulties reported
- Private bakeries unavailable

Main challenges to obtaining food

- No challenges
- Some foods unavailable
- Local production decreased
- Lack of access to markets
- Some foods expensive
- Lack of resources to buy food
- Lack of access to fuel
- Cooking fuel unavailable
- No information

Bread (public): 1 pack
Rice: 1kg
Lentils: 1kg
Sugar: 1kg
Cooking oil: 1 litre

Access to bread

- Most common source of bread
- Most common barriers to accessing bread
- Number of days, per month, where bread from private bakeries was unavailable

Education

- Status of primary schools in village**
- Functioning
 - Not functioning
 - Not available
 - No information
- Barriers to accessing education services**

Western Maliha
Most children accessed education

Rikhim
No info

Sura
Most children accessed education

Health

- Most common health problems
- No info
- Most common barriers to accessing healthcare
- No info

Community	Most common health problems	Most common barriers to accessing healthcare
Rikhim	No info	No info
Sura	Diarrhoea Fever Severe diseases affecting those aged less than 5	No difficulties reported
Western Maliha	Diarrhoea Chronic diseases Acute respiratory infections	No facilities in the area High cost of transportation

Izra' 1/4, Dar'a Governorate

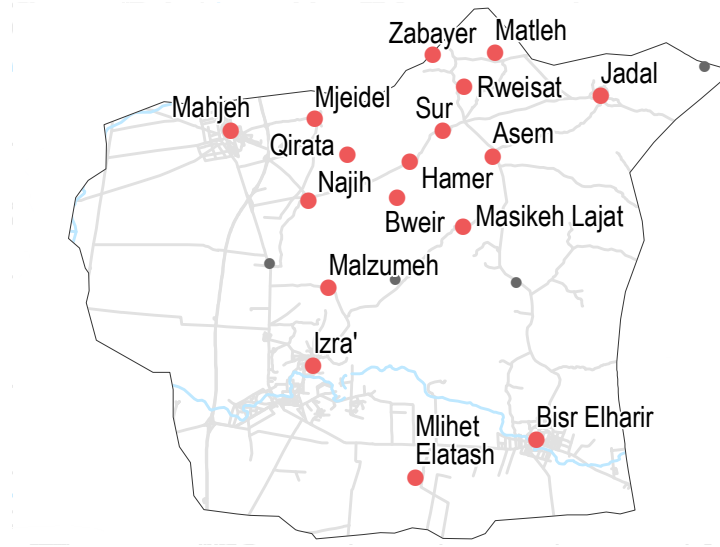
July 2017

Displacement

- % of pre-conflict population remaining
- % of population that are female
- % of female-headed households
- IDPs living in village
- New IDP arrivals
- Returnees

Community	% of pre-conflict population remaining	% of population that are female	% of female-headed households	IDPs living in village	New IDP arrivals	Returnees
Asem	76-100%	51-75%	1-25%	Yes	Yes	No
Bisr Elharir	26-50%	26-50%	1-25%	Yes	Yes	Yes
Bweir	76-100%	51-75%	1-25%	Yes	No	Yes
Hamer	51-75%	51-75%	1-25%	Yes	No	No
Izra'	51-75%	51-75%	26-50%	Yes	Yes	No

• 17/19 communities assessed (12 communities are shown on the next three factsheets): Asem, Bisr Elharir, Bweir, Hamer, Izra'



Shelter

- Independent apartment or house
- Shared apartment or house
- Unfinished apartment or house
- Tent
- Private space not for shelter
- Cave/natural shelter
- Collective public space not for shelter
- No IDPs
- No information
- Min - Max: rent paid per room (where known)

Community	Most common shelter	NDPs	IDPs
Asem	Independent apartment or house	No info	No info
Bisr Elharir	Independent apartment or house	No info	No info
Bweir	No IDPs	No info	No info
Hamer	Independent apartment or house	No info	No info
Izra'	Independent apartment or house	8000 - 10000 SYP	No info

Livelihoods

- Most common source of income
- Most common strategies used to cope with lack of income / resources

Community	Most common source of income	Most common strategies used to cope with lack of income / resources
Asem	Daily employment Farm owning Business/trade	Children sent to work/beg Borrowing from family/friends High risk/illegal work
Bisr Elharir	Daily employment Farm owning Remittances	Children sent to work/beg Taking loans/buying on credit Borrowing from family/friends
Bweir	Daily employment Farm owning Business/trade	Children sent to work/beg Borrowing from family/friends Reducing meal size
Hamer	High risk/illegal work Farm owning	Borrowing from family/friends Looking for food in garbage Selling household assets
Izra'	Stable employment Daily employment Business/trade	Children sent to work/beg Taking loans/buying on credit Borrowing from family/friends

NFIs

Community	Electricity source	Fuel Prices (SYP)*	NFI Prices (SYP)*
Asem	B 8300 SYP C 500 SYP D 275 SYP F 50000 SYP	2650 SYP NA 325 SYP 85000 SYP	2600 SYP NA 320 SYP 88000 SYP
Bisr Elharir	B 8200 SYP C 600 SYP D 325 SYP F 60000 SYP	2600 SYP NA 320 SYP 88000 SYP	2600 SYP NA 320 SYP 88000 SYP
Bweir	B 8300 SYP C 600 SYP D 330 SYP F NA	2700 SYP NA 350 SYP 85000 SYP	2700 SYP NA 350 SYP 85000 SYP
Hamer	B 7800 SYP C NA D 350 SYP F NA	NA 2500 SYP 800 SYP 85000 SYP	2200 SYP 12000 SYP 300 SYP 65000 SYP
Izra'	B 2900 SYP C 450 SYP D 275 SYP F NA	2200 SYP 12000 SYP 300 SYP 65000 SYP	2200 SYP 12000 SYP 300 SYP 65000 SYP

- Most common electricity source
- Main network
- Generator
- No source
- Solar alternative
- No information
- Fuel Prices (SYP)*
- B** Butane (cannister)
- C** Coal (1kg)
- D** Diesel (1 litre)
- F** Firewood (tonne)
- NFI Prices (SYP)*
- Cement (50kg)
- Floor mat (3*4m)
- Plastic tarpaulin (1m²)
- Tent (5 persons)
- NA: not available for purchase

- Most common strategies used to cope with a lack of fuel

Community	Most common strategies used to cope with a lack of fuel
Asem	Burning productive assets Burning plastics Burning waste
Bisr Elharir	Cutting trees Burning productive assets Burning plastics
Hamer	No lack of fuel
Bweir	Burning productive assets Burning plastics Burning waste
Izra'	No lack of fuel

Izra' 1/4, Dar'a Governorate

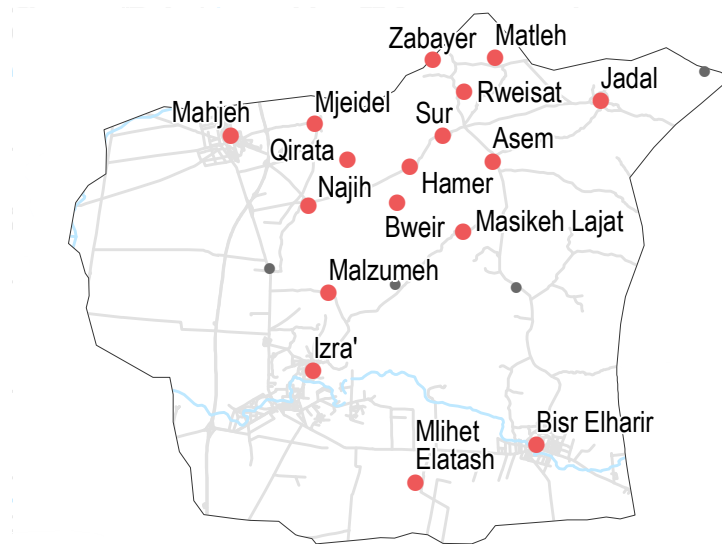
July 2017

WASH

- Most common water source**
- Status of water source**
- Water is safe to drink
 - Water tastes/smells bad
 - People sick after drinking
 - No information
- Sufficiency of available water to meet household needs**
- Sufficient
 - Insufficient
 - No information
- Most common method of garbage disposal**

- Asem**
- Water trucking
 - Buried / burned
- Bisir Elharir**
- Water trucking
 - Public free collection
- Bweir**
- Water trucking
 - Buried / burned
- Hamer**
- Water trucking
 - Buried / burned
- Izra'**
- Network
 - Public free collection

• 17/19 communities assessed (12 communities are shown on the next three factsheets): Asem, Bisr Elharir, Bweir, Hamer, Izra'



Food Security

Asem

- Bread: no info
- Rice: 550 SYP
- Lentils: 500 SYP
- Sugar: 375 SYP
- Cooking oil: 800 SYP

Distribution by others

Flour too expensive

Private bakeries unavailable

Bisir Elharir

- Bread: no info
- Rice: 600 SYP
- Lentils: 350 SYP
- Sugar: 400 SYP
- Cooking oil: 750 SYP

Distribution by others

No difficulties reported

Private bakeries unavailable

Bweir

- Bread: no info
- Rice: 550 SYP
- Lentils: 400 SYP
- Sugar: 375 SYP
- Cooking oil: 800 SYP

Distribution by others

High price of flour
Flour not always available
High price of wheat

Private bakeries unavailable

Hamer

- Bread: no info
- Rice: 750 SYP
- Lentils: 300 SYP
- Sugar: 400 SYP
- Cooking oil: 750 SYP

Distribution by others

No difficulties reported

Private bakeries unavailable

Izra'

- Bread: 50 SYP
- Rice: 500 SYP
- Lentils: 350 SYP
- Sugar: 335 SYP
- Cooking oil: 700 SYP

Public bakeries

No difficulties reported

Private bakeries unavailable

Main challenges to obtaining food

- No challenges
- Some foods unavailable
- Local production decreased
- Lack of access to markets
- Some foods expensive
- Lack of resources to buy food
- Lack of access to fuel
- Cooking fuel unavailable
- No information

Bread (public): 1 pack
Rice: 1kg
Lentils: 1kg
Sugar: 1kg
Cooking oil: 1 litre

Access to bread

Most common source of bread

Most common barriers to accessing bread

Number of days, per month, where bread from private bakeries was unavailable

Education

- Status of primary schools in village**
- Functioning
 - Not functioning
 - Not available
 - No information
- Barriers to accessing education services**

- Bweir**
- Lack of teaching staff
 - Services are too far
 - Unsafe route to services
- Hamer**
- Most children accessed education
- Izra'**
- Most children accessed education

Asem

- Services are too far
- Unsafe route to services

Bisir Elharir

- Most children accessed education

Health

Most common health problems

Most common barriers to accessing healthcare

Asem

Disabilities
Diarrhoea
Severe diseases affecting those aged less than 5

Lack of transportation
Old age
Disability/Injuries/Illness

Bisir Elharir

Skin diseases
Polio
Severe diseases affecting those aged less than 5

Lack of transportation
Old age
Disability/Injuries/Illness

Bweir

Skin diseases
Maternal health issues
Severe diseases affecting those aged less than 5

No difficulties reported

Hamer

Chronic diseases
Maternal health issues
Acute respiratory infections

No difficulties reported

Izra'

Disabilities
Chronic diseases
Severe diseases affecting those aged less than 5

Old age
Security concerns around entering facilities
Services are too expensive

Izra' 2/4, Dar'a Governorate

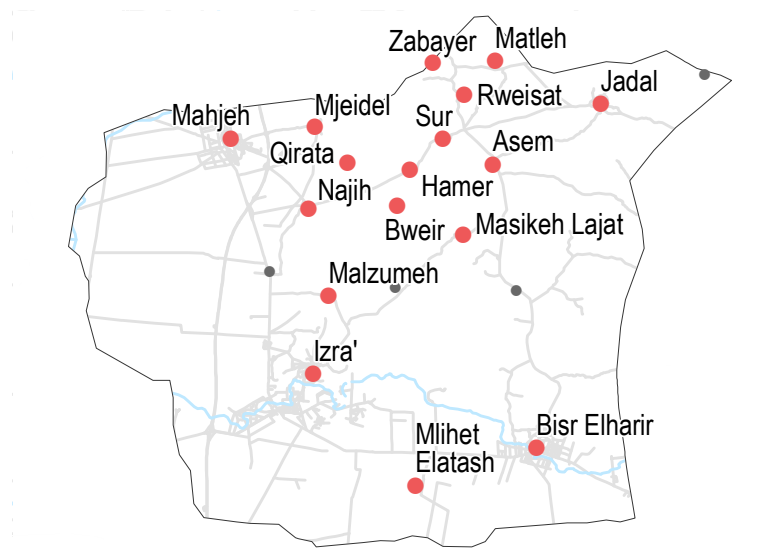
July 2017

Displacement

- % of pre-conflict population remaining
- % of population that are female
- % of female-headed households
- IDPs living in village
- New IDP arrivals
- Returnees

Community	% of pre-conflict population remaining	% of population that are female	% of female-headed households	IDPs living in village	New IDP arrivals	Returnees
Jadal	51-75%	26-50%	1-25%	Yes	No	No
Mahjeh	51-75%	51-75%	26-50%	Yes	Yes	No
Malzumeh	None	No info	No info	No info	No info	No info
Masikeh Lajat	26-50%	51-75%	51-75%	Yes	No info	No
Matleh	51-75%	26-50%	1-25%	Yes	No	No

• 17/19 communities assessed (5 communities are shown on the previous factsheet, 7 communities are shown on the next two factsheets): Jadal, Mahjeh, Malzumeh, Masikeh Lajat, Matleh



Shelter

- Independent apartment or house
- Shared apartment or house
- Unfinished apartment or house
- Tent
- Private space not for shelter
- Cave/natural shelter
- Collective public space not for shelter
- No IDPs
- No information
- Min - Max: rent paid per room (where known)

Community	NDPs	IDPs
Jadal		
Mahjeh		
Malzumeh		
Masikeh Lajat		
Matleh		

Livelihoods

- Most common source of income
- Most common strategies used to cope with lack of income / resources

Community	Most common source of income	Most common strategies used to cope with lack of income / resources
Jadal	Daily employment High risk/illegal work	Children sent to work/beg Taking loans/buying on credit Borrowing from family/friends
Mahjeh	Stable employment Daily employment Savings	Children sent to work/beg Borrowing from family/friends Skipping meals
Malzumeh	No info	No info
Masikeh Lajat	Support from family/friends Sale of humanitarian aid	Taking loans/buying on credit Borrowing from family/friends
Matleh	High risk/illegal work Sale of household assets	Borrowing from family/friends High risk/illegal work

NFIs

Community	Electricity Source	Fuel Prices (SYP)*	NFI Prices (SYP)*
Jadal	B 8400 SYP (Main network)	B 8000 SYP (Butane)	B 8000 SYP (Cement)
Mahjeh	C 650 SYP (Generator)	C 350 SYP (Coal)	C 350 SYP (Plastic tarpaulin)
Matleh	D 400 SYP (No source)	D 350 SYP (Diesel)	D 350 SYP (Tent)
Masikeh Lajat	F 50000 SYP (Solar alternative)	F 90000 SYP (Firewood)	F 75000 SYP (Floor mat)
Malzumeh	X (No information)	X (No information)	X (No information)

- Main network
 - Generator
 - No source
 - Solar alternative
 - No information
- Fuel Prices (SYP)*
- B** Butane (cannister)
 - C** Coal (1kg)
 - D** Diesel (1 litre)
 - F** Firewood (tonne)
- NFI Prices (SYP)*
- Cement (50kg)
 - Floor mat (3*4m)
 - Plastic tarpaulin (1m²)
 - Tent (5 persons)
- NA: not available for purchase

Community	Most common strategies used to cope with a lack of fuel
Jadal	Cutting trees Burning productive assets Burning plastics
Mahjeh	No lack of fuel
Masikeh Lajat	Cutting trees Burning Furniture not in use
Malzumeh	No info
Matleh	No lack of fuel

Izra' 2/4, Dar'a Governorate

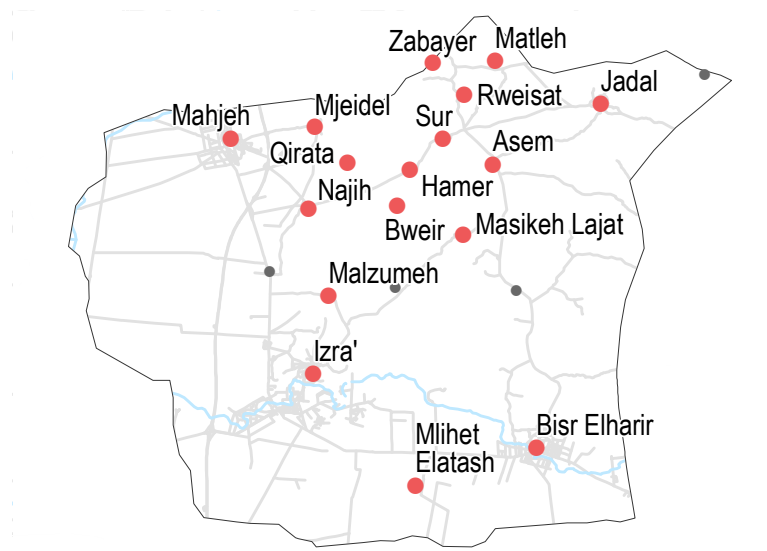
July 2017

WASH

- Most common water source**
- Status of water source**
- Water is safe to drink
 - Water tastes/smells bad
 - People sick after drinking
 - No information
- Sufficiency of available water to meet household needs**
- Sufficient
 - Insufficient
 - No information
- Most common method of garbage disposal**

- Jadal**
- Network
 - Buried / burned
- Mahjeh**
- Network
 - Public free collection
- MalzumeH**
- No info
 - No info
- Masikeh Lajat**
- Closed well
 - Disposed at designated site
- Matleh**
- Water trucking
 - Buried / burned

• 17/19 communities assessed (5 communities are shown on the previous factsheet, 7 communities are shown on the next two factsheets): Jadal, Mahjeh, MalzumeH, Masikeh Lajat, Matleh



Food Security

- Jadal**
- Bread: no info
 - Rice: 550 SYP
 - Lentils: 600 SYP
 - Sugar: 375 SYP
 - Cooking oil: 800 SYP
- Distribution by others
 - Flour too expensive
 - Private bakeries unavailable
- Mahjeh**
- Bread: 50 SYP
 - Rice: 500 SYP
 - Lentils: 350 SYP
 - Sugar: 375 SYP
 - Cooking oil: 750 SYP
- Private bakeries
 - No difficulties reported
 - 0
- MalzumeH**
- Bread: no info
 - Rice: no info
 - Lentils: no info
 - Sugar: no info
 - Cooking oil: no info
- No info
 - No info
 - No info
- Masikeh Lajat**
- Bread: 175 SYP
 - Rice: 600 SYP
 - Lentils: 300 SYP
 - Sugar: 400 SYP
 - Cooking oil: 750 SYP
- Public bakeries
 - No difficulties reported
 - Private bakeries unavailable
- Matleh**
- Bread: no info
 - Rice: 800 SYP
 - Lentils: 300 SYP
 - Sugar: 400 SYP
 - Cooking oil: 800 SYP
- Distribution by others
 - No difficulties reported
 - Private bakeries unavailable
- Main challenges to obtaining food**
- No challenges
 - Some foods unavailable
 - Local production decreased
 - Lack of access to markets
 - Some foods expensive
 - Lack of resources to buy food
 - Lack of access to fuel
 - Cooking fuel unavailable
 - No information
- Bread (public): 1 pack**
- Rice: 1kg**
- Lentils: 1kg**
- Sugar: 1kg**
- Cooking oil: 1 litre**
- Access to bread**
- Most common source of bread
 - Most common barriers to accessing bread
 - Number of days, per month, where bread from private bakeries was unavailable

Education

- Status of primary schools in village**
- Functioning
 - Not functioning
 - Not available
 - No information
- Barriers to accessing education services**
- Jadal: Some facilities destroyed, Services are too far, Unsafe route to services
 - Mahjeh: Most children accessed education

- MalzumeH: No info
- Masikeh Lajat: Most children accessed education
- Matleh: Most children accessed education

Health

	Most common health problems	Most common barriers to accessing healthcare
Jadal	Diarrhoea Injuries Symptoms of psychological trauma	Lack of transportation Old age Disability/Injuries/Illness
Mahjeh	Chronic diseases Acute respiratory infections Severe diseases affecting those aged less than 5	Old age Disability/Injuries/Illness
MalzumeH	No info	No info
Masikeh Lajat	Skin diseases Chronic diseases Acute respiratory infections	No facilities in the area
Matleh	Diarrhoea Injuries Acute respiratory infections	Security concerns around travel Old age Disability/Injuries/Illness

Izra' 3/4, Dar'a Governorate

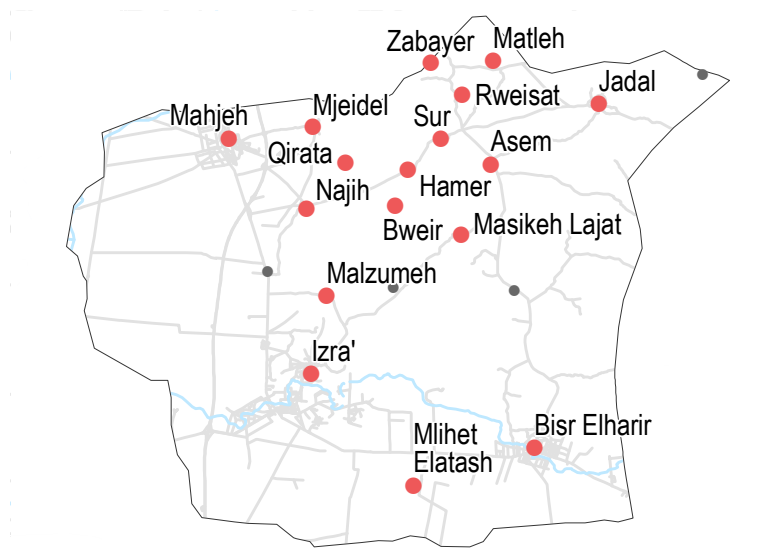
July 2017

Displacement

- % of pre-conflict population remaining
- % of population that are female
- % of female-headed households
- IDPs living in village
- New IDP arrivals
- Returnees

Community	% of pre-conflict population remaining	% of population that are female	% of female-headed households	IDPs living in village	New IDP arrivals	Returnees
Mjeidel	51-75%	51-75%	1-25%	Yes	No	No
Mlihiet Elatash	None	No info	No info	No info	No info	No info
Najih	51-75%	26-50%	1-25%	Yes	No	Yes
Qirata	51-75%	26-50%	1-25%	Yes	No info	No
Rweisat	51-75%	26-50%	1-25%	Yes	No	No

• 17/19 communities assessed (10 communities are shown on the previous two factsheets, 2 communities are shown on the next factsheet): Mjeidel, Mlihiet Elatash, Najih, Qirata, Rweisat



Shelter

- Independent apartment or house
- Shared apartment or house
- Unfinished apartment or house
- Tent
- Private space not for shelter
- Cave/natural shelter
- Collective public space not for shelter
- No IDPs
- No information
- Min - Max: rent paid per room (where known)

Community	NDPs	IDPs	Most common shelter
Mjeidel			Independent apartment or house
Qirata			Independent apartment or house
Mlihiet Elatash			No info
Rweisat			Independent apartment or house
Najih			Independent apartment or house

Livelihoods

- Most common source of income
- Most common strategies used to cope with lack of income / resources

Community	Most common source of income	Most common strategies used to cope with lack of income / resources
Mjeidel	Stable employment Daily employment Savings	Children sent to work/beg Borrowing from family/friends Skipping meals
Mlihiet Elatash	No info	No info
Najih	Daily employment Farm owning Support from family/friends	Children sent to work/beg Taking loans/buying on credit Borrowing from family/friends
Qirata	Daily employment High risk/illegal work	Children sent to work/beg Borrowing from family/friends High risk/illegal work
Rweisat	High risk/illegal work Sale of household assets Business/trade	Borrowing from family/friends High risk/illegal work Selling household assets

NFIs

Community	Electricity source	Fuel Prices (SYP)*	NFI Prices (SYP)*
Mjeidel	Main network	B 8500 SYP	Cement (50kg)
Qirata	Generator	B 8500 SYP	Floor mat (3*4m)
Mlihiet Elatash	No source	C NA	Plastic tarpaulin (1m²)
Rweisat	Solar alternative	C NA	Tent (5 persons)
Najih	Solar alternative	D 360 SYP	NA: not available for purchase

- B** 8500 SYP
- C** 350 SYP
- D** 350 SYP
- F** 55000 SYP
- B** 8500 SYP
- C** 650 SYP
- D** 330 SYP
- F** 50000 SYP
- B** NA
- C** NA
- D** NA
- F** NA
- B** 8500 SYP
- C** NA
- D** 360 SYP
- F** NA
- B** 8500 SYP
- C** 2700 SYP
- D** 650 SYP
- F** NA
- B** 8500 SYP
- C** 650 SYP
- D** 325 SYP
- F** NA
- B** 8500 SYP
- C** NA
- D** 335 SYP
- F** 85000 SYP

Izra' 3/4, Dar'a Governorate

July 2017

WASH

- Most common water source**
- Status of water source**
- Water is safe to drink
 - Water tastes/smells bad
 - People sick after drinking
 - No information
- Sufficiency of available water to meet household needs**
- Sufficient
 - Insufficient
 - No information
- Most common method of garbage disposal**

- Mjeidel**
- Network
 - Public free collection
- Mlihet Elatash**
- No info
 - No info
- Najih**
- Water trucking
 - Public free collection
- Qirata**
- Water trucking
 - Buried / burned
- Rweisat**
- Water trucking
 - Buried / burned

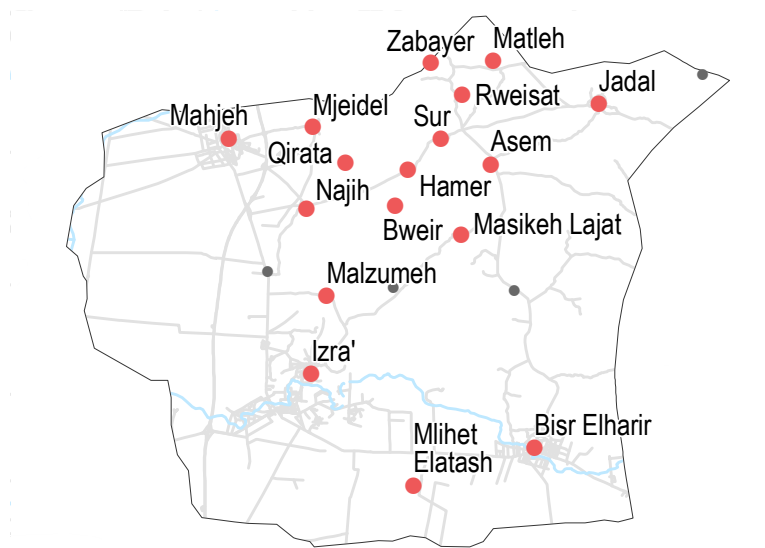
Education

- Status of primary schools in village**
- Functioning
 - Not functioning
 - Not available
 - No information
- Barriers to accessing education services**

- Najih**
- Some facilities destroyed
 - Lack of teaching staff
 - Unsafe route to services
- Qirata**
- Some facilities destroyed
 - Services are too far
 - Unsafe route to services
- Mjeidel**
- Most children accessed education
- Rweisat**
- Most children accessed education

Mlihet Elatash
No info

• 17/19 communities assessed (10 communities are shown on the previous two factsheets, 2 communities are shown on the next factsheet): Mjeidel, Mlihet Elatash, Najih, Qirata, Rweisat



Health

- Most common health problems
- Most common barriers to accessing healthcare

Community	Most common health problems	Most common barriers to accessing healthcare
Mjeidel	Chronic diseases Acute respiratory infections Severe diseases affecting those aged less than 5	Security concerns around travel Old age Disability/Injuries/Illness
Mlihet Elatash	No info	No info
Najih	Chronic diseases Maternal health issues Severe diseases affecting those aged less than 5	Lack of transportation Old age
Qirata	Disabilities Polio Severe diseases affecting those aged less than 5	High cost of transportation Lack of transportation Old age
Rweisat	Acute respiratory infections Fever Severe diseases affecting those aged less than 5	Security concerns around travel Old age Disability/Injuries/Illness

Food Security

- Mjeidel**
- Bread: no info
 - Rice: 500 SYP
 - Lentils: 400 SYP
 - Sugar: 400 SYP
 - Cooking oil: 800 SYP
- Mlihet Elatash**
- Bread: no info
 - Rice: no info
 - Lentils: no info
 - Sugar: no info
 - Cooking oil: no info
- Najih**
- Bread: no info
 - Rice: 575 SYP
 - Lentils: 350 SYP
 - Sugar: 375 SYP
 - Cooking oil: 800 SYP
- Qirata**
- Bread: no info
 - Rice: 600 SYP
 - Lentils: 400 SYP
 - Sugar: 375 SYP
 - Cooking oil: 800 SYP
- Rweisat**
- Bread: no info
 - Rice: 800 SYP
 - Lentils: 300 SYP
 - Sugar: 400 SYP
 - Cooking oil: 800 SYP
- Main challenges to obtaining food**
- No challenges
 - Some foods unavailable
 - Local production decreased
 - Lack of access to markets
 - Some foods expensive
 - Lack of resources to buy food
 - Lack of access to fuel
 - Cooking fuel unavailable
 - No information
- Access to bread**
- Most common source of bread
 - Most common barriers to accessing bread
 - Number of days, per month, where bread from private bakeries was unavailable

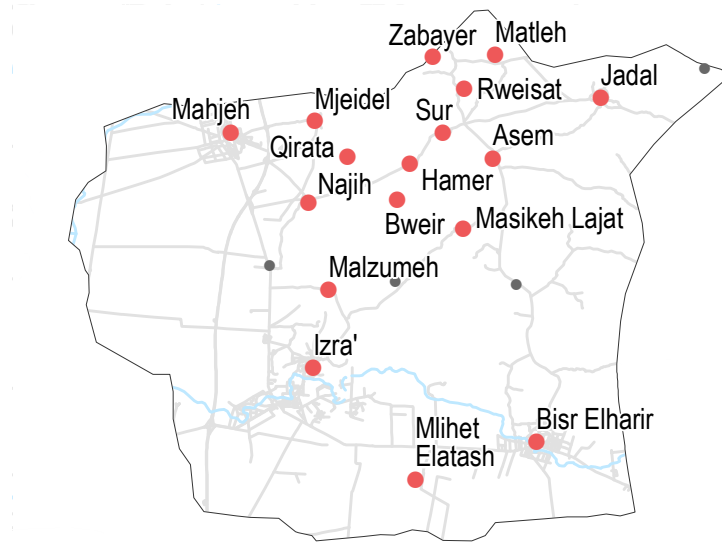
Izra' 4/4, Dar'a Governorate

July 2017

Displacement

	% of pre-conflict population remaining		51-75%		51-75%		1-25%
	% of population that are female		Yes		Yes		No
	% of female-headed households		76-100%		26-50%		1-25%
	IDPs living in village		Yes		No info		No
	New IDP arrivals						
	Returnees						

• 17/19 communities assessed (15 communities are shown on the previous three factsheets): Sur, Zabayer



NFIs

Sur

B 8300 SYP		2650 SYP
C 550 SYP		NA
D 325 SYP		335 SYP
F NA		85000 SYP

Zabayer

B 7800 SYP		NA
C NA		2500 SYP
D 350 SYP		800 SYP
F NA		85000 SYP

Most common electricity source

- Main network
- Generator
- No source
- Solar alternative
- No information

Fuel Prices (SYP)*

- B** Butane (cannister)
- C** Coal (1kg)
- D** Diesel (1 litre)
- F** Firewood (tonne)

NFI Prices (SYP)*

- Cement (50kg)
- Floor mat (3*4m)
- Plastic tarpaulin (1m²)
- Tent (5 persons)

NA: not available for purchase

Shelter

	Independent apartment or house	Sur	NDPs	IDPs
	Shared apartment or house		No info	
	Unfinished apartment or house			
	Tent			
	Private space not for shelter	Zabayer	NDPs	IDPs
	Cave/natural shelter		No info	
	Collective public space not for shelter			
	No IDPs			
	No information			

Min - Max: rent paid per room (where known)

Livelihoods

	Most common source of income		Most common strategies used to cope with lack of income / resources
Sur	Daily employment Farm owning		Children sent to work/beg Borrowing from family/friends Skipping meals
Zabayer	Daily employment High risk/illegal work		High risk/illegal work Selling household assets

Sur

- Burning productive assets
- Burning plastics
- Burning waste

Zabayer

- No lack of fuel

Most common strategies used to cope with a lack of fuel

Izra' 4/4, Dar'a Governorate

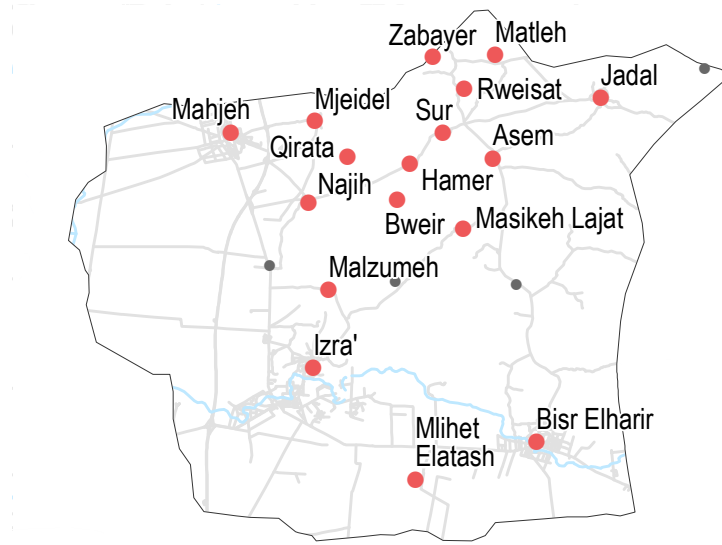
July 2017

WASH

- Most common water source**
- Water is safe to drink
 - Water tastes/smells bad
 - People sick after drinking
 - No information
- Sufficiency of available water to meet household needs**
- Sufficient
 - Insufficient
 - No information
- Most common method of garbage disposal**
- Buried / burned

- Sur**
- Water trucking
 - Buried / burned
- Zabayer**
- Water trucking
 - Buried / burned

17/19 communities assessed (15 communities are shown on the previous three factsheets): Sur, Zabayer



Food Security

Sur

- Bread: no info
- Rice: 550 SYP
- Lentils: 400 SYP
- Sugar: 375 SYP
- Cooking oil: 800 SYP

- Distribution by others
- Flour too expensive
- Private bakeries unavailable

Zabayer

- Bread: no info
- Rice: 750 SYP
- Lentils: 300 SYP
- Sugar: 400 SYP
- Cooking oil: 750 SYP

- Distribution by others
- No difficulties reported
- Private bakeries unavailable

Main challenges to obtaining food

- No challenges
- Some foods unavailable
- Local production decreased
- Lack of access to markets
- Some foods expensive
- Lack of resources to buy food
- Lack of access to fuel
- Cooking fuel unavailable
- No information

Bread (public): 1 pack
Rice: 1kg
Lentils: 1kg
Sugar: 1kg
Cooking oil: 1 litre

- Access to bread
- Most common source of bread
 - Most common barriers to accessing bread
 - Number of days, per month, where bread from private bakeries was unavailable

Education

- Status of primary schools in village**
- Functioning
 - Not functioning
 - Not available
 - No information
- Barriers to accessing education services**

- Sur**
- Lack of teaching staff
 - Services are too far
 - Unsafe route to services

- Zabayer**
- Most children accessed education

Health

	Most common health problems	Most common barriers to accessing healthcare
Sur	Chronic diseases Maternal health issues Severe diseases affecting those aged less than 5	No difficulties reported
Zabayer	Chronic diseases Injuries Acute respiratory infections	Old age Disability/Injuries/Illness

Jasim, Dar'a Governorate

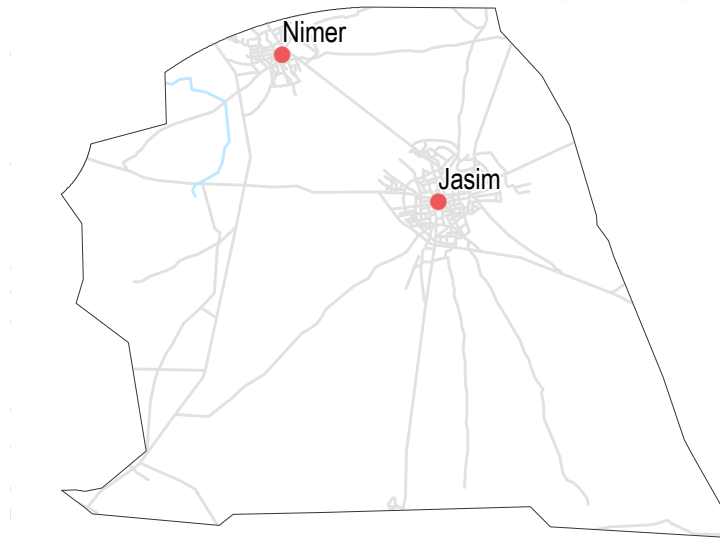
July 2017

Displacement

- % of pre-conflict population remaining
- % of population that are female
- % of female-headed households
- IDPs living in village
- New IDP arrivals
- Returnees

Jasim					
76-100%	51-75%	1-25%			
Yes	No	No			
Nimer					
76-100%	51-75%	1-25%			
Yes	No	No			

• 2/2 communities assessed : Jasim, Nimer



Shelter

- Independent apartment or house
 - Shared apartment or house
 - Unfinished apartment or house
 - Tent
 - Private space not for shelter
 - Cave/natural shelter
 - Collective public space not for shelter
 - No IDPs
 - No information
- Min - Max: rent paid per room (where known)

Jasim	
NDPs	IDPs
5000 - 6000 SYP	
Nimer	
NDPs	IDPs
5000 - 10000 SYP	

Livelihoods

	Most common source of income	Most common strategies used to cope with lack of income / resources
Jasim	Stable employment Business/trade Remittances	Children sent to work/beg Borrowing from family/friends
Nimer	Daily employment Business/trade Support from family/friends	Children sent to work/beg Borrowing from family/friends Selling household assets

NFIs

Jasim

B 9000 SYP	NA
C 500 SYP	3800 SYP
D 375 SYP	450 SYP
F 45000 SYP	NA

Nimer

B 8800 SYP	NA
C NA	11000 SYP
D 350 SYP	350 SYP
F 75000 SYP	NA

Most common electricity source

- Main network
- Generator
- No source
- Solar alternative
- No information

Fuel Prices (SYP)*

- B** Butane (cannister)
- C** Coal (1kg)
- D** Diesel (1 litre)
- F** Firewood (tonne)

NFI Prices (SYP)*

- Cement (50kg)
- Floor mat (3*4m)
- Plastic tarpaulin (1m²)
- Tent (5 persons)

NA: not available for purchase

Jasim
No lack of fuel

Nimer
No lack of fuel

Most common strategies used to cope with a lack of fuel

Jasim, Dar'a Governorate

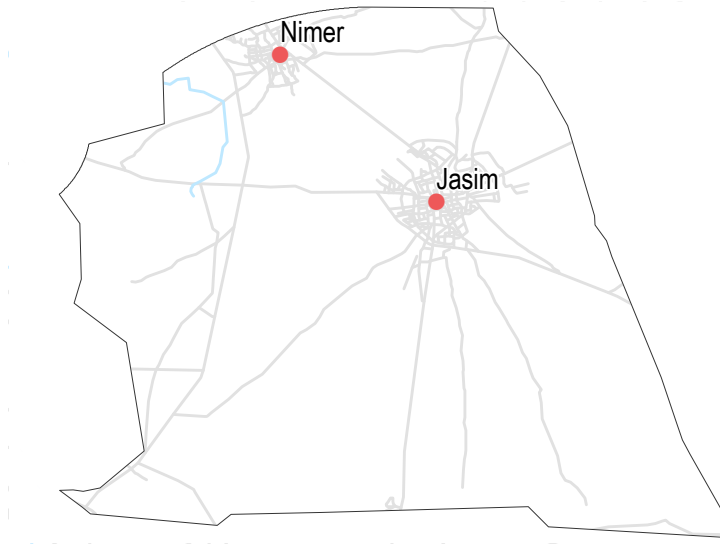
July 2017

WASH

- Most common water source**
- Water is safe to drink
 - Water tastes/smells bad
 - People sick after drinking
 - No information
- Sufficiency of available water to meet household needs**
- Sufficient
 - Insufficient
 - No information
- Most common method of garbage disposal**

- Jasim**
- Closed well
 - Public free collection
- Nimer**
- Water trucking
 - Public free collection

• 2/2 communities assessed : Jasim, Nimer



Food Security

Jasim

- Bread: no info
- Rice: 650 SYP
- Lentils: 400 SYP
- Sugar: 400 SYP
- Cooking oil: 750 SYP
- Private bakeries
- No difficulties reported

Nimer

- Bread: 125 SYP
- Rice: 450 SYP
- Lentils: 400 SYP
- Sugar: 400 SYP
- Cooking oil: 875 SYP
- Public bakeries
- No difficulties reported
- Private bakeries unavailable

Main challenges to obtaining food

- No challenges
- Some foods unavailable
- Local production decreased
- Lack of access to markets
- Some foods expensive
- Lack of resources to buy food
- Lack of access to fuel
- Cooking fuel unavailable
- No information

Bread (public): 1 pack
Rice: 1kg
Lentils: 1kg
Sugar: 1kg
Cooking oil: 1 litre

Access to bread

- Most common source of bread
- Most common barriers to accessing bread
- Number of days, per month, where bread from private bakeries was unavailable

Education

- Status of primary schools in village**
- Functioning
 - Not functioning
 - Not available
 - No information
- Barriers to accessing education services**

Jasim
Other

Nimer
Most children accessed education

Health

Most common health problems

Most common barriers to accessing healthcare

Jasim

Chronic diseases
Pregnancy related diseases

No difficulties reported

Nimer

Diarrhoea
Injuries
Acute respiratory infections

No difficulties reported

Jizeh, Dar'a Governorate

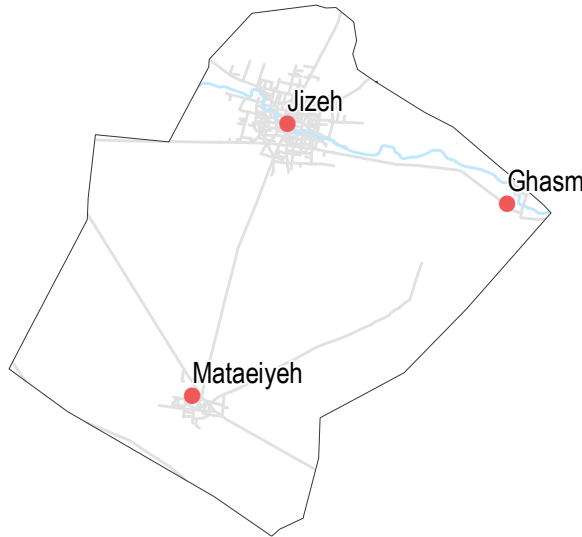
July 2017

Displacement

- % of pre-conflict population remaining
- % of population that are female
- % of female-headed households
- IDPs living in village
- New IDP arrivals
- Returnees

Ghasm		
76-100%	51-75%	1-25%
Yes	Yes	No
Jizeh		
51-75%	51-75%	1-25%
Yes	Yes	No
Mataeiyeh		
51-75%	51-75%	1-25%
Yes	Yes	No

• 3/3 communities assessed : Ghasm, Jizeh, Mataeiyeh



Shelter

- Independent apartment or house
- Shared apartment or house
- Unfinished apartment or house
- Tent
- Private space not for shelter
- Cave/natural shelter
- Collective public space not for shelter
- No IDPs
- No information
- Min - Max: rent paid per room (where known)

Ghasm	
NDPs	IDPs
10000 - 25000 SYP	
Jizeh	
NDPs	IDPs
25000 - 50000 SYP	
Mataeiyeh	
NDPs	IDPs
10000 - 15000 SYP	

Livelihoods

Most common source of income

Most common strategies used to cope with lack of income / resources

Community	Most common source of income	Most common strategies used to cope with lack of income / resources
Ghasm	Stable employment Support from family/friends Sale of humanitarian aid	Taking loans/buying on credit Borrowing from family/friends
Jizeh	Support from family/friends Sale of humanitarian aid	Taking loans/buying on credit Borrowing from family/friends
Mataeiyeh	Support from family/friends Sale of humanitarian aid	Taking loans/buying on credit Borrowing from family/friends

NFIs

Ghasm

B 9000 SYP	NA
C NA	NA
D 450 SYP	NA
F NA	NA

Jizeh

B 9000 SYP	NA
C NA	NA
D 350 SYP	NA
F NA	NA

Mataeiyeh

B 9000 SYP	NA
C NA	NA
D 400 SYP	NA
F NA	NA

Most common electricity source

- Main network
- Generator
- No source
- Solar alternative
- No information

Fuel Prices (SYP)*

- B** Butane (cannister)
- C** Coal (1kg)
- D** Diesel (1 litre)
- F** Firewood (tonne)

NFI Prices (SYP)*

- Cement (50kg)
- Floor mat (3*4m)
- Plastic tarpaulin (1m²)
- Tent (5 persons)

NA: not available for purchase

Ghasm

- Cutting trees
- Burning Furniture not in use

Jizeh

- Cutting trees
- Burning Furniture not in use

Mataeiyeh

- Cutting trees
- Burning Furniture not in use

Most common strategies used to cope with a lack of fuel

Jizeh, Dar'a Governorate

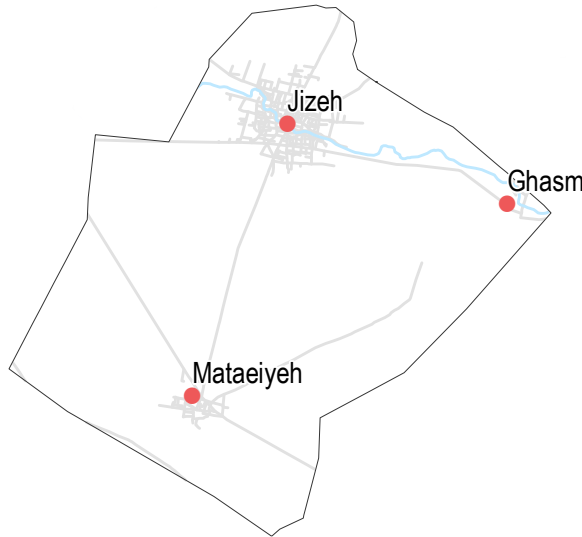
July 2017

WASH

- Most common water source**
- Status of water source**
- Water is safe to drink
 - Water tastes/smells bad
 - People sick after drinking
 - No information
- Sufficiency of available water to meet household needs**
- Sufficient
 - Insufficient
 - No information
- Most common method of garbage disposal**

- Ghasm**
- Closed well
 - Public free collection
- Jizeh**
- Closed well
 - Public free collection
- Mataeiyeh**
- Closed well
 - Public free collection

• 3/3 communities assessed : Ghasm, Jizeh, Mataeiyeh



Education

- Status of primary schools in village**
- Functioning
 - Not functioning
 - Not available
 - No information
- Barriers to accessing education services**
- Ghasm**
- Most children accessed education

- Mataeiyeh**
- Most children accessed education

- Jizeh**
- Most children accessed education

Health

	Most common health problems	Most common barriers to accessing healthcare
Ghasm	Disabilities Chronic diseases Acute respiratory infections	Security concerns around travel High cost of transportation Security concerns around entering facilities
Jizeh	Disabilities Chronic diseases Severe diseases affecting those aged less than 5	No difficulties reported
Mataeiyeh	Chronic diseases Acute respiratory infections Severe diseases affecting those aged less than 5	No facilities in the area

Food Security

Ghasm

- Bread: 100 SYP
 - Rice: 600 SYP
 - Lentils: 300 SYP
 - Sugar: 360 SYP
 - Cooking oil: 700 SYP
- Public bakeries
 - No difficulties reported

Jizeh

- Bread: 100 SYP
 - Rice: 600 SYP
 - Lentils: 350 SYP
 - Sugar: 360 SYP
 - Cooking oil: 700 SYP
- Public bakeries
 - No difficulties reported

Mataeiyeh

- Bread: 100 SYP
 - Rice: 600 SYP
 - Lentils: 350 SYP
 - Sugar: 400 SYP
 - Cooking oil: 700 SYP
- Public bakeries
 - No difficulties reported

Main challenges to obtaining food

- No challenges
- Some foods unavailable
- Local production decreased
- Lack of access to markets
- Some foods expensive
- Lack of resources to buy food
- Lack of access to fuel
- Cooking fuel unavailable
- No information

- Bread (public): 1 pack
- Rice: 1kg
- Lentils: 1 kg
- Sugar: 1kg
- Cooking oil: 1 litre

Access to bread

- Most common source of bread
- Most common barriers to accessing bread
- Number of days, per month, where bread from private bakeries was unavailable

Displacement

- % of pre-conflict population remaining
- % of population that are female
- % of female-headed households
- IDPs living in village
- New IDP arrivals
- Returnees

Alma		
26-50%	1-25%	1-25%
Yes	No	Yes
Eastern Ghariyeh		
51-75%	51-75%	1-25%
Yes	Yes	Yes
Western Ghariyeh		
51-75%	26-50%	1-25%
Yes	No info	No

• 3/4 communities assessed : Alma, Eastern Ghariyeh, Western Ghariyeh



Shelter

- Independent apartment or house
- Shared apartment or house
- Unfinished apartment or house
- Tent
- Private space not for shelter
- Cave/natural shelter
- Collective public space not for shelter
- No IDPs
- No information
- Min - Max: rent paid per room (where known)

Alma	
NDPs	IDPs
No info	
Eastern Ghariyeh	
NDPs	IDPs
No info	
Western Ghariyeh	
NDPs	IDPs
No info	

Livelihoods

Most common source of income

Most common strategies used to cope with lack of income / resources

Community	Most common source of income	Most common strategies used to cope with lack of income / resources
Alma	Daily employment High risk/illegal work	Borrowing from family/friends High risk/illegal work Selling household assets
Eastern Ghariyeh	Daily employment High risk/illegal work	Borrowing from family/friends High risk/illegal work Looking for food in garbage
Western Ghariyeh	Support from family/friends Sale of humanitarian aid	Taking loans/buying on credit Borrowing from family/friends

NFIs

Community	B	C	D	F
Alma	7800 SYP	NA	2500 SYP	800 SYP
Eastern Ghariyeh	8000 SYP	2600 SYP	2500 SYP	600 SYP
Western Ghariyeh	9000 SYP	NA	400 SYP	NA

Alma
No lack of fuel

Eastern Ghariyeh
No lack of fuel

Western Ghariyeh
Cutting trees
Burning Furniture not in use

- Most common electricity source
- Main network
 - Generator
 - No source
 - Solar alternative
 - No information

- Fuel Prices (SYP)*
- B** Butane (cannister)
 - C** Coal (1kg)
 - D** Diesel (1 litre)
 - F** Firewood (tonne)

- NFI Prices (SYP)*
- Cement (50kg)
 - Floor mat (3*4m)
 - Plastic tarpaulin (1m²)
 - Tent (5 persons)
- NA: not available for purchase

Most common strategies used to cope with a lack of fuel

WASH

- Most common water source**
- Status of water source**
- Water is safe to drink
 - Water tastes/smells bad
 - People sick after drinking
 - No information
- Sufficiency of available water to meet household needs**
- Sufficient
 - Insufficient
 - No information
- Most common method of garbage disposal**

- Alma**
- Closed well
 - Private paid collection
- Eastern Ghariyeh**
- Closed well
 - Private paid collection
- Western Ghariyeh**
- Closed well
 - Private paid collection

• 3/4 communities assessed : Alma, Eastern Ghariyeh, Western Ghariyeh



Food Security

Alma

- Private bakeries
- No difficulties reported
- Bread: no info
- Rice: 750 SYP
- Lentils: 300 SYP
- Sugar: 400 SYP
- Cooking oil: 750 SYP

Eastern Ghariyeh

- Private bakeries
- No difficulties reported
- Bread: no info
- Rice: 750 SYP
- Lentils: 300 SYP
- Sugar: 400 SYP
- Cooking oil: 750 SYP

Western Ghariyeh

- Public bakeries
- No difficulties reported
- Private bakeries unavailable
- Bread: 100 SYP
- Rice: 600 SYP
- Lentils: 350 SYP
- Sugar: 360 SYP
- Cooking oil: 750 SYP

Main challenges to obtaining food

- No challenges
- Some foods unavailable
- Local production decreased
- Lack of access to markets
- Some foods expensive
- Lack of resources to buy food
- Lack of access to fuel
- Cooking fuel unavailable
- No information

Bread (public): 1 pack
 Rice: 1kg
 Lentils: 1kg
 Sugar: 1kg
 Cooking oil: 1 litre

Access to bread

- Most common source of bread
- Most common barriers to accessing bread
- Number of days, per month, where bread from private bakeries was unavailable

Education

- Status of primary schools in village**
- Functioning
 - Not functioning
 - Not available
 - No information
- Barriers to accessing education services**
- Alma**
- Most children accessed education

Western Ghariyeh

Most children accessed education

Eastern Ghariyeh

Most children accessed education

Health

	Most common health problems	Most common barriers to accessing healthcare
Alma	Diarrhoea Chronic diseases Pregnancy related diseases	No difficulties reported
Eastern Ghariyeh	Diarrhoea Chronic diseases Maternal health issues	No difficulties reported
Western Ghariyeh	Chronic diseases Acute respiratory infections Severe diseases affecting those aged less than 5	No facilities in the area Security concerns around travel Security concerns around entering facilities

Displacement

- % of pre-conflict population remaining
- % of population that are female
- % of female-headed households
- IDPs living in village
- New IDP arrivals
- Returnees

Masmiyyeh

51-75% 1-25% 1-25%

Yes No No

Sakra

51-75% 26-50% 1-25%

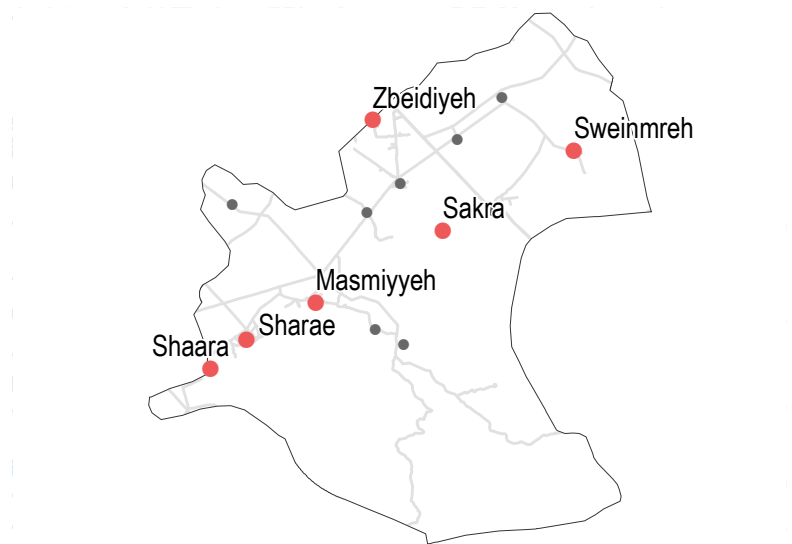
Yes No No

Shaara

51-75% 51-75% 26-50%

Yes No No

• 6/13 communities assessed (3 communities are shown on the next factsheet): Masmiyyeh, Sakra, Shaara



Shelter

- Independent apartment or house
- Shared apartment or house
- Unfinished apartment or house
- Tent
- Private space not for shelter
- Cave/natural shelter
- Collective public space not for shelter
- No IDPs
- No information
- Min - Max: rent paid per room (where known)

Masmiyyeh

NDPs IDPs

No info

Sakra

NDPs IDPs

No info

Shaara

NDPs IDPs

No info

Livelihoods

Most common source of income

Most common strategies used to cope with lack of income / resources

Masmiyyeh

Stable employment
Daily employment
Savings

Borrowing from family/friends
Skipping meals

Sakra

High risk/illegal work
Sale of household assets
Business/trade

Borrowing from family/friends
High risk/illegal work
Selling household assets

Shaara

Daily employment
High risk/illegal work

Children sent to work/beg
Borrowing from family/friends
High risk/illegal work

NFIs

Masmiyyeh

B 2800 SYP 2500 SYP

C 350 SYP 450 SYP

D 250 SYP 1500 SYP

F 55000 SYP 75000 SYP

Sakra

B 8500 SYP NA

C NA 2500 SYP

D 350 SYP NA

F NA 85000 SYP

Shaara

B 4500 SYP 2500 SYP

C 500 SYP 12500 SYP

D 275 SYP 300 SYP

F NA 80000 SYP

Masmiyyeh

No lack of fuel

Sakra

No lack of fuel

Shaara

Burning productive assets
Burning plastics
Burning waste

Most common electricity source

- Main network
- Generator
- No source
- Solar alternative
- No information

Fuel Prices (SYP)*

- B** Butane (cannister)
- C** Coal (1kg)
- D** Diesel (1 litre)
- F** Firewood (tonne)

NFI Prices (SYP)*

- Cement (50kg)
- Floor mat (3*4m)
- Plastic tarpaulin (1m²)
- Tent (5 persons)

NA: not available for purchase

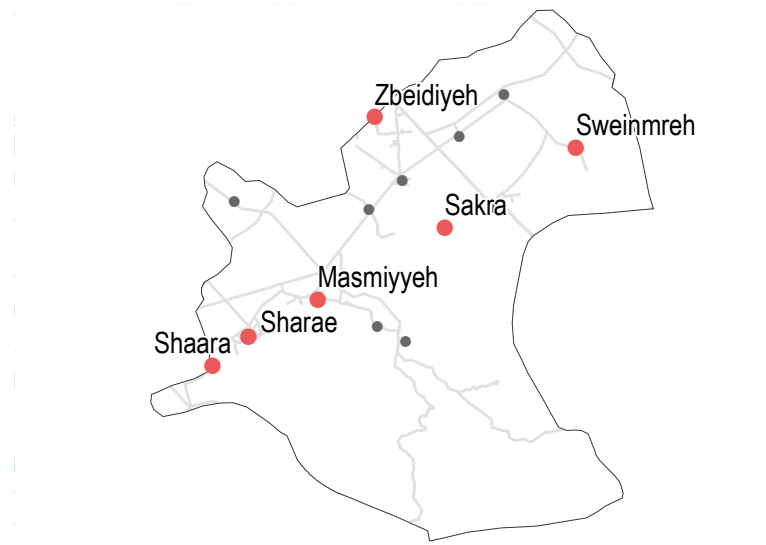
Most common strategies used to cope with a lack of fuel

WASH

- Most common water source**
- Status of water source**
- Water is safe to drink
 - Water tastes/smells bad
 - People sick after drinking
 - No information
- Sufficiency of available water to meet household needs**
- Sufficient
 - Insufficient
 - No information
- Most common method of garbage disposal**

- Masmiyyeh**
- Network
 - Public free collection
- Sakra**
- Closed well
 - Buried / burned
- Shaara**
- Network
 - Buried / burned

6/13 communities assessed (3 communities are shown on the next factsheet): Masmiyyeh, Sakra, Shaara



Education

- Status of primary schools in village**
- Functioning
 - Not functioning
 - Not available
 - No information
- Barriers to accessing education services**

- Shaara**
- Services are too far
 - Unsafe route to services

Masmiyyeh
 Most children accessed education

Sakra
 Most children accessed education

Health

- Most common health problems**
- Most common barriers to accessing healthcare**

Community	Most common health problems	Most common barriers to accessing healthcare
Masmiyyeh	Chronic diseases Acute respiratory infections Severe diseases affecting those aged less than 5	High cost of transportation Old age Disability/Injuries/Illness
Sakra	Maternal health issues Fever	No facilities in the area
Shaara	Skin diseases Maternal health issues Severe diseases affecting those aged less than 5	No facilities in the area High cost of transportation Lack of transportation

Food Security

Masmiyyeh

- Bread: 50 SYP
- Rice: 500 SYP
- Lentils: 350 SYP
- Sugar: 375 SYP
- Cooking oil: 750 SYP
- Private bakeries
- No difficulties reported
- 1 to 10

Sakra

- Bread: no info
- Rice: 850 SYP
- Lentils: 400 SYP
- Sugar: 450 SYP
- Cooking oil: 800 SYP
- Distribution by others
- No difficulties reported
- Private bakeries unavailable

Shaara

- Bread: no info
- Rice: 500 SYP
- Lentils: 350 SYP
- Sugar: 360 SYP
- Cooking oil: 750 SYP
- Shops
- No difficulties reported
- Private bakeries unavailable

Main challenges to obtaining food

- No challenges
- Some foods unavailable
- Local production decreased
- Lack of access to markets
- Some foods expensive
- Lack of resources to buy food
- Lack of access to fuel
- Cooking fuel unavailable
- No information

Bread (public): 1 pack
 Rice: 1kg
 Lentils: 1kg
 Sugar: 1kg
 Cooking oil: 1 litre

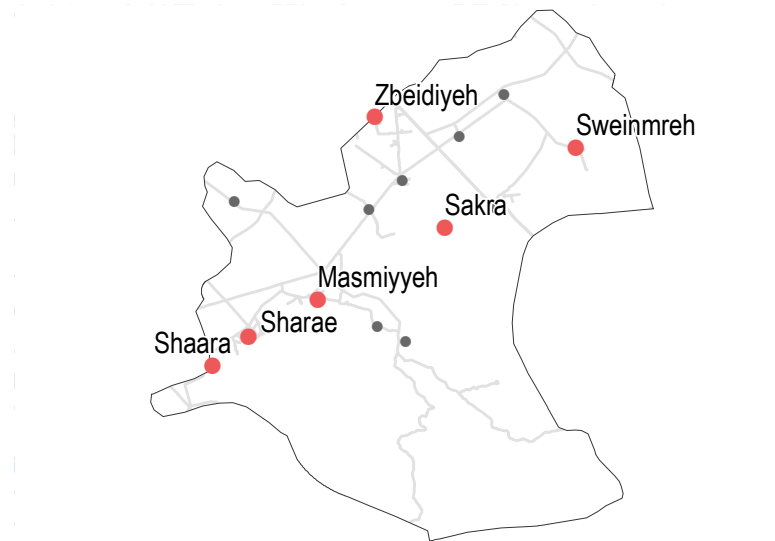
- Access to bread**
- Most common source of bread
 - Most common barriers to accessing bread
 - Number of days, per month, where bread from private bakeries was unavailable

Displacement

- % of pre-conflict population remaining
- % of population that are female
- % of female-headed households
- IDPs living in village
- New IDP arrivals
- Returnees

Sharae		Sweinmreh		Zbeidiyeh	
76-100%	51-75%	51-75%	51-75%	26-50%	1-25%
Yes	Yes	Yes	No info	Yes	No
26-50%	51-75%	26-50%	51-75%	1-25%	1-25%
Yes	No	Yes	No	Yes	No

• 6/13 communities assessed (3 communities are shown on the previous factsheet): Sharae, Sweinmreh, Zbeidiyeh



Shelter

- Independent apartment or house
- Shared apartment or house
- Unfinished apartment or house
- Tent
- Private space not for shelter
- Cave/natural shelter
- Collective public space not for shelter
- No IDPs
- No information
- Min - Max: rent paid per room (where known)

Sharae		Sweinmreh		Zbeidiyeh	
NDPs	IDPs	NDPs	IDPs	NDPs	IDPs
5000 - 6000 SYP		No info		No info	

Livelihoods

	Most common source of income	Most common strategies used to cope with lack of income / resources
Sharae	Stable employment Daily employment Farm owning	Children sent to work/beg Taking loans/buying on credit Borrowing from family/friends
Sweinmreh	Stable employment Daily employment Savings	Children sent to work/beg Borrowing from family/friends Skipping meals
Zbeidiyeh	Daily employment High risk/illegal work	Borrowing from family/friends High risk/illegal work

NFIs

Sharae

B 3000 SYP	2500 SYP
C 500 SYP	13000 SYP
D 275 SYP	300 SYP
F NA	80000 SYP

Sweinmreh

B 3000 SYP	2800 SYP
C 350 SYP	450 SYP
D 275 SYP	1500 SYP
F 55000 SYP	75000 SYP

Zbeidiyeh

B 4500 SYP	NA
C NA	NA
D 250 SYP	NA
F NA	NA

Sharae

No lack of fuel

Sweinmreh

Cutting trees
Burning productive assets
Burning plastics

Zbeidiyeh

No lack of fuel

Most common electricity source

- Main network
- Generator
- No source
- Solar alternative
- No information

Fuel Prices (SYP)*

- B** Butane (cannister)
- C** Coal (1kg)
- D** Diesel (1 litre)
- F** Firewood (tonne)

NFI Prices (SYP)*

- Cement (50kg)
- Floor mat (3*4m)
- Plastic tarpaulin (1m²)
- Tent (5 persons)

NA: not available for purchase

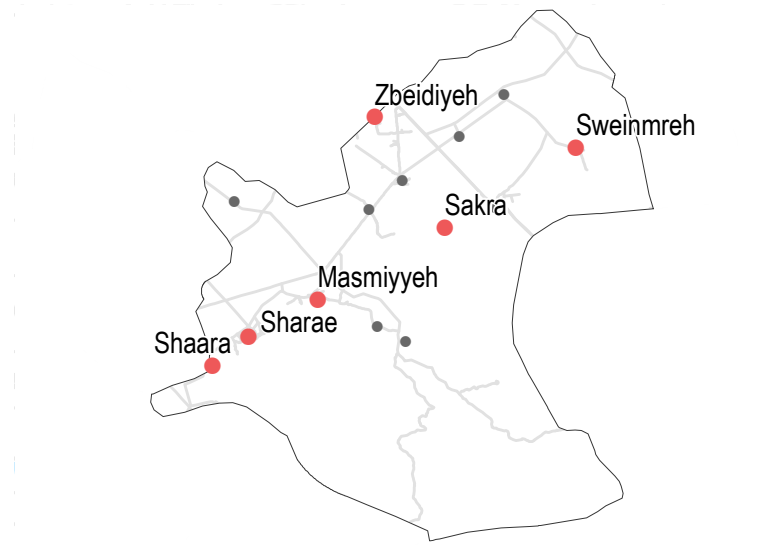
Most common strategies used to cope with a lack of fuel

WASH

- Most common water source**
- Status of water source**
- Water is safe to drink
 - Water tastes/smells bad
 - People sick after drinking
 - No information
- Sufficiency of available water to meet household needs**
- Sufficient
 - Insufficient
 - No information
- Most common method of garbage disposal**

- Sharae**
- Network
 - Public free collection
- Sweinmreh**
- Closed well
 - Buried / burned
- Zbeidiyeh**
- Closed well
 - Buried / burned

• 6/13 communities assessed (3 communities are shown on the previous factsheet): Sharae, Sweinmreh, Zbeidiyeh



Food Security

Sharae

- Bread: no info
- Rice: 500 SYP
- Lentils: 400 SYP
- Sugar: 350 SYP
- Cooking oil: 750 SYP
- Private bakeries
- No difficulties reported
- Private bakeries unavailable

Sweinmreh

- Bread: 50 SYP
- Rice: 500 SYP
- Lentils: 400 SYP
- Sugar: 400 SYP
- Cooking oil: 800 SYP
- Shops
- No difficulties reported
- Private bakeries unavailable

Zbeidiyeh

- Bread: 125 SYP
- Rice: 800 SYP
- Lentils: 300 SYP
- Sugar: 450 SYP
- Cooking oil: 800 SYP
- Distribution by others
- No difficulties reported
- Private bakeries unavailable

- Main challenges to obtaining food**
- No challenges
 - Some foods unavailable
 - Local production decreased
 - Lack of access to markets
 - Some foods expensive
 - Lack of resources to buy food
 - Lack of access to fuel
 - Cooking fuel unavailable
 - No information
- Bread (public): 1 pack
 Rice: 1kg
 Lentils: 1kg
 Sugar: 1kg
 Cooking oil: 1 litre
- Access to bread**
- Most common source of bread
 - Most common barriers to accessing bread
 - Number of days, per month, where bread from private bakeries was unavailable

Education

- Status of primary schools in village**
- Functioning
 - Not functioning
 - Not available
 - No information
- Barriers to accessing education services**
- Sharae**
 Most children accessed education

- Zbeidiyeh**
 Most children accessed education

- Sweinmreh**
 Most children accessed education

Health

	Most common health problems	Most common barriers to accessing healthcare
Sharae	Disabilities Diarrhoea Severe diseases affecting those aged less than 5	Security concerns around travel Disability/Injuries/Illness Security concerns around entering facilities
Sweinmreh	Chronic diseases Acute respiratory infections Severe diseases affecting those aged less than 5	No facilities in the area Security concerns around travel Old age
Zbeidiyeh	Fever Severe diseases affecting those aged less than 5	Security concerns around travel Security concerns around entering facilities

Mseifra, Dar'a Governorate

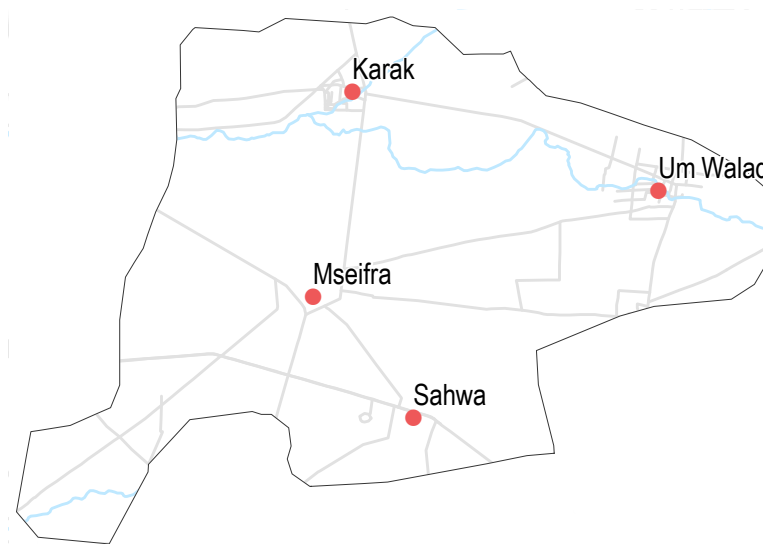
July 2017

Displacement

- % of pre-conflict population remaining
- % of population that are female
- % of female-headed households
- IDPs living in village
- New IDP arrivals
- Returnees

Community	% of pre-conflict population remaining	% of population that are female	% of female-headed households	IDPs living in village	New IDP arrivals	Returnees
Karak	None	No info	No info	No info	No info	No info
Mseifra	51-75%	51-75%	1-25%	Yes	No	Yes
Sahwa	51-75%	51-75%	1-25%	Yes	No	Yes
Um Walad	51-75%	51-75%	1-25%	Yes	No	No

• 4/4 communities assessed : Karak, Mseifra, Sahwa, Um Walad



Shelter

- Independent apartment or house
- Shared apartment or house
- Unfinished apartment or house
- Tent
- Private space not for shelter
- Cave/natural shelter
- Collective public space not for shelter
- No IDPs
- No information
- Min - Max: rent paid per room (where known)

Community	Most common shelter	Min - Max: rent paid per room (where known)
Karak	No info	No info
Mseifra	5000 - 6000 SYP	5000 - 6000 SYP
Sahwa	5000 - 9000 SYP	5000 - 9000 SYP
Um Walad	No info	No info

Livelihoods

- Most common source of income
- Most common strategies used to cope with lack of income / resources

Community	Most common source of income	Most common strategies used to cope with lack of income / resources
Karak	No info	No info
Mseifra	Daily employment Business/trade Support from family/friends	Children sent to work/beg Borrowing from family/friends Selling household assets
Sahwa	Daily employment Business/trade Support from family/friends	Children sent to work/beg Borrowing from family/friends Selling household assets
Um Walad	Daily employment Business/trade Support from family/friends	Children sent to work/beg Borrowing from family/friends Selling household assets

NFIs

Karak

B NA	NA
C NA	NA
D NA	NA
F NA	NA

Mseifra

B 8500 SYP	2800 SYP
C NA	10500 SYP
D 350 SYP	350 SYP
F 75000 SYP	NA

Sahwa

B 9000 SYP	3000 SYP
C NA	10500 SYP
D 450 SYP	350 SYP
F 75000 SYP	NA

Um Walad

B 8500 SYP	NA
C NA	11000 SYP
D 350 SYP	350 SYP
F 75000 SYP	NA

- Most common electricity source
- Main network
 - Generator
 - No source
 - Solar alternative
 - No information

- Fuel Prices (SYP)*
- B** Butane (cannister)
 - C** Coal (1kg)
 - D** Diesel (1 litre)
 - F** Firewood (tonne)

- NFI Prices (SYP)*
- Cement (50kg)
 - Floor mat (3*4m)
 - Plastic tarpaulin (1m²)
 - Tent (5 persons)
- NA: not available for purchase

Karak

No info

Mseifra

No lack of fuel

Sahwa

Cutting trees
Burning productive assets
Burning plastics

Um Walad

Cutting trees
Burning productive assets
Burning plastics

Mseifra, Dar'a Governorate

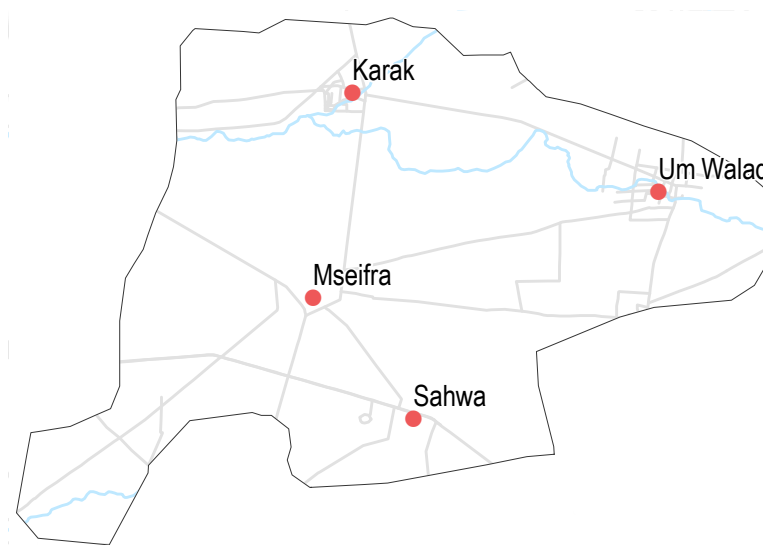
July 2017

WASH

- Most common water source**
- Status of water source**
- Water is safe to drink
 - Water tastes/smells bad
 - People sick after drinking
 - No information
- Sufficiency of available water to meet household needs**
- Sufficient
 - Insufficient
 - No information
- Most common method of garbage disposal**

- Karak**
- No info
 - No info
- Mseifra**
- Network
 - Public free collection
- Sahwa**
- Network
 - Public free collection
- Um Walad**
- Network
 - Public free collection

• 4/4 communities assessed : Karak, Mseifra, Sahwa, Um Walad



Education

- Status of primary schools in village**
- Functioning
 - Not functioning
 - Not available
 - No information
- Barriers to accessing education services**

- Sahwa**
- Most children accessed education
- Um Walad**
- Most children accessed education

Karak

No info

Mseifra

Most children accessed education

Health

- Most common health problems**
- No info
- Most common barriers to accessing healthcare**
- No info

Community	Most common health problems	Most common barriers to accessing healthcare
Karak	No info	No info
Mseifra	Diarrhoea Communicable diseases Acute respiratory infections	No difficulties reported
Sahwa	Diarrhoea Injuries Acute respiratory infections	No facilities in the area High cost of transportation Lack of transportation
Um Walad	Diarrhoea Chronic diseases Acute respiratory infections	No facilities in the area High cost of transportation Lack of transportation

Food Security

- Karak**
- Bread: no info
 - Rice: no info
 - Lentils: no info
 - Sugar: no info
 - Cooking oil: no info
- Mseifra**
- Bread: 100 SYP
 - Rice: 500 SYP
 - Lentils: 450 SYP
 - Sugar: 400 SYP
 - Cooking oil: 850 SYP
- Sahwa**
- Bread: 100 SYP
 - Rice: 500 SYP
 - Lentils: 450 SYP
 - Sugar: 400 SYP
 - Cooking oil: 750 SYP
- Um Walad**
- Bread: 100 SYP
 - Rice: 500 SYP
 - Lentils: 450 SYP
 - Sugar: 400 SYP
 - Cooking oil: 850 SYP
- Main challenges to obtaining food**
- No challenges
 - Some foods unavailable
 - Local production decreased
 - Lack of access to markets
 - Some foods expensive
 - Lack of resources to buy food
 - Lack of access to fuel
 - Cooking fuel unavailable
 - No information
- Access to bread**
- Most common source of bread
 - Most common barriers to accessing bread
 - Number of days, per month, where bread from private bakeries was unavailable

Mzeireb 1/2, Dar'a Governorate

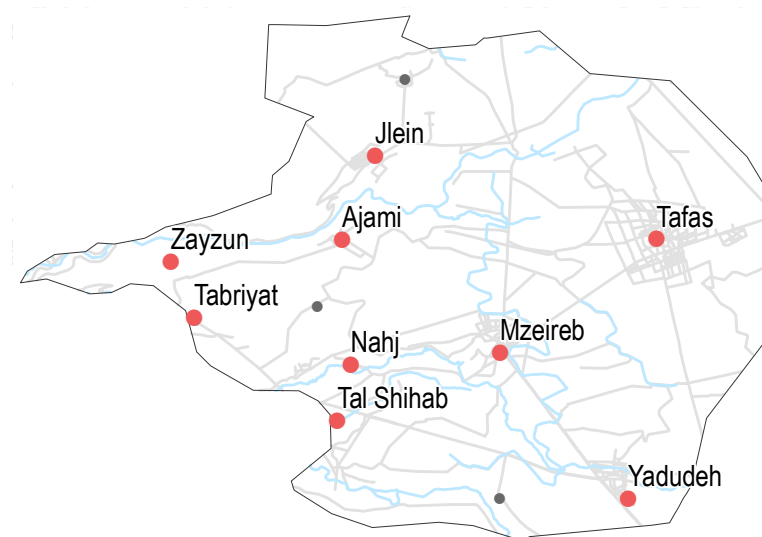
July 2017

Displacement

- % of pre-conflict population remaining
- % of population that are female
- % of female-headed households
- IDPs living in village
- New IDP arrivals
- Returnees

Community	% of pre-conflict population remaining	% of population that are female	% of female-headed households	IDPs living in village	New IDP arrivals	Returnees
Ajami	76-100%	26-50%	1-25%	Yes	Yes	No
Jlein	1-25%	None	No info	Yes	No info	No
Mzeireb	51-75%	51-75%	1-25%	Yes	No	No
Nahj	76-100%	26-50%	1-25%	Yes	No	No
Tabriyat	76-100%	26-50%	1-25%	Yes	No	No

9/9 communities assessed (4 communities are shown on the next factsheet): Ajami, Jlein, Mzeireb, Nahj, Tabriyat



NFIs

Community	B	C	D	F
Ajami	B 8500 SYP	C NA	D 350 SYP	F NA
Nahj	B 8500 SYP	C NA	D 350 SYP	F NA
Jlein	B NA	C NA	D NA	F NA
Tabriyat	B 8500 SYP	C NA	D 350 SYP	F NA
Mzeireb	B 2200 SYP	C NA	D NA	F NA

- Most common electricity source
- Main network
 - Generator
 - No source
 - Solar alternative
 - No information

- Fuel Prices (SYP)*
- B** Butane (cannister)
 - C** Coal (1kg)
 - D** Diesel (1 litre)
 - F** Firewood (tonne)
- NFI Prices (SYP)*
- Cement (50kg)
 - Floor mat (3*4m)
 - Plastic tarpaulin (1m²)
 - Tent (5 persons)
- NA: not available for purchase

Shelter

- Most common shelter
- Independent apartment or house
 - Shared apartment or house
 - Unfinished apartment or house
 - Tent
 - Private space not for shelter
 - Cave/natural shelter
 - Collective public space not for shelter
 - No IDPs
 - No information
- Min - Max: rent paid per room (where known)

Community	NDPs	IDPs
Ajami		
Nahj		
Jlein		
Tabriyat		
Mzeireb		

Livelihoods

Most common source of income

Most common strategies used to cope with lack of income / resources

Community	Most common source of income	Most common strategies used to cope with lack of income / resources
Ajami	Daily employment Farm owning Business/trade	Children sent to work/beg Taking loans/buying on credit Borrowing from family/friends
Jlein	Savings	Skipping meals Reducing meal size Spending days without eating
Mzeireb	Stable employment Daily employment Farm owning	Looking for food in garbage Skipping meals Reducing meal size
Nahj	Farm owning Business/trade Savings	Children sent to work/beg Borrowing from family/friends
Tabriyat	Farm owning Business/trade Remittances	Borrowing from family/friends

Ajami
No lack of fuel

Jlein
Cutting trees
Burning Furniture not in use
Burning plastics

Mzeireb
No lack of fuel

Most common strategies used to cope with a lack of fuel

Nahj
No lack of fuel

Tabriyat
No lack of fuel

Mzeireb 1/2, Dar'a Governorate

July 2017

WASH

- Most common water source**
- Water is safe to drink
 - Water tastes/smells bad
 - People sick after drinking
 - No information
- Sufficiency of available water to meet household needs**
- Sufficient
 - Insufficient
 - No information
- Most common method of garbage disposal**
- Buried / burned

Ajami

- Protected spring
- Left in street / public area

Jlein

- Surface water unprotected spring
- Left in street / public area

Mzeireb

- Closed well
- Buried / burned

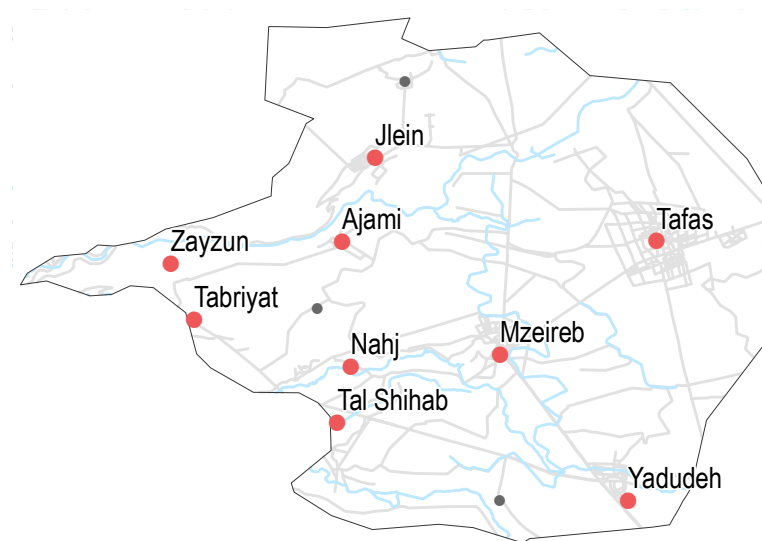
Nahj

- Water trucking
- Left in street / public area

Tabriyat

- Water trucking
- Buried / burned

9/9 communities assessed (4 communities are shown on the next factsheet): Ajami, Jlein, Mzeireb, Nahj, Tabriyat



Education

- Status of primary schools in village**
- Functioning
 - Not functioning
 - Not available
 - No information
- Barriers to accessing education services**

Mzeireb

Most children accessed education

Nahj

Most children accessed education

Ajami

Most children accessed education

Jlein

Some facilities destroyed
Unsafe route to services
No spaces available

Health

Most common health problems

Most common barriers to accessing healthcare

Ajami

Diarrhoea
Communicable diseases
Symptoms of psychological trauma

No facilities in the area
High cost of transportation
Lack of transportation

Jlein

Disabilities
Chronic diseases
Symptoms of psychological trauma

No facilities in the area

Mzeireb

Disabilities
Diarrhoea
Severe diseases affecting those aged less than 5

No facilities in the area
High cost of transportation

Nahj

Diarrhoea
Chronic diseases
Acute respiratory infections

No facilities in the area
High cost of transportation

Tabriyat

Diarrhoea
Chronic diseases
Acute respiratory infections

No facilities in the area
High cost of transportation

Food Security

Ajami

- Bread: no info
- Rice: 700 SYP
- Lentils: 450 SYP
- Sugar: 500 SYP
- Cooking oil: 1000 SYP
- Shops
- No difficulties reported
- Private bakeries unavailable

Jlein

- Bread: no info
- Rice: no info
- Lentils: no info
- Sugar: no info
- Cooking oil: no info
- Homemade
- Flour too expensive
- Private bakeries unavailable

Mzeireb

- Bread: 130 SYP
- Rice: 500 SYP
- Lentils: 500 SYP
- Sugar: 610 SYP
- Cooking oil: 550 SYP
- Shops
- No difficulties reported
- Private bakeries unavailable

Nahj

- Bread: no info
- Rice: 800 SYP
- Lentils: 450 SYP
- Sugar: 450 SYP
- Cooking oil: 1000 SYP
- Shops
- Yeast not always available
- Flour not always available
- Wheat not always available
- Private bakeries unavailable

Tabriyat

- Bread: no info
- Rice: 800 SYP
- Lentils: 400 SYP
- Sugar: 500 SYP
- Cooking oil: 900 SYP
- Shops
- No difficulties reported
- Private bakeries unavailable

Main challenges to obtaining food

- No challenges
- Some foods unavailable
- Local production decreased
- Lack of access to markets
- Some foods expensive
- Lack of resources to buy food
- Lack of access to fuel
- Cooking fuel unavailable
- No information

Bread (public): 1 pack
Rice: 1kg
Lentils: 1kg
Sugar: 1kg
Cooking oil: 1 litre

Access to bread

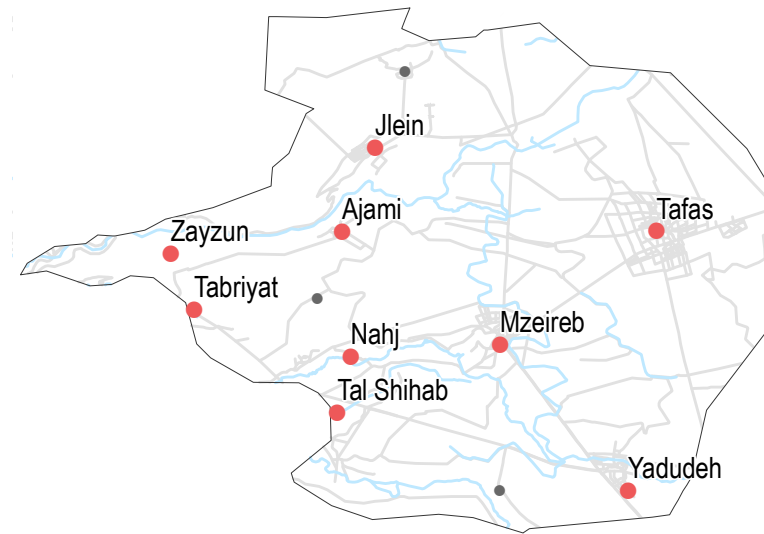
- Most common source of bread
- Most common barriers to accessing bread
- Number of days, per month, where bread from private bakeries was unavailable

Displacement

- % of pre-conflict population remaining
- % of population that are female
- % of female-headed households
- IDPs living in village
- New IDP arrivals
- Returnees

Tafas		Tal Shihab		Yadudeh		Zayzun	
51-75%	51-75%	76-100%	51-75%	51-75%	26-50%	51-75%	51-75%
Yes	No info	Yes	No	Yes	Yes	Yes	No
No	No	No	No	Yes	Yes	No	No

• 9/9 communities assessed (5 communities are shown on the previous factsheet): Tafas, Tal Shihab, Yadudeh, Zayzun



NFIs

Tafas		Zayzun	
B 8500 SYP	2900 SYP	B 8600 SYP	NA
C 400 SYP	11000 SYP	C 250 SYP	NA
D 225 SYP	1700 SYP	D 235 SYP	NA
F 60000 SYP	72000 SYP	F 60000 SYP	NA

Tal Shihab

B 8500 SYP	3300 SYP
C 500 SYP	9500 SYP
D 350 SYP	2500 SYP
F NA	NA

Yadudeh

B 8500 SYP	NA
C 400 SYP	11500 SYP
D 230 SYP	1600 SYP
F 60000 SYP	75000 SYP

- Most common electricity source
- Main network
 - Generator
 - No source
 - Solar alternative
 - No information

- Fuel Prices (SYP)*
- B** Butane (cannister)
 - C** Coal (1kg)
 - D** Diesel (1 litre)
 - F** Firewood (tonne)

- NFI Prices (SYP)*
- Cement (50kg)
 - Floor mat (3*4m)
 - Plastic tarpaulin (1m²)
 - Tent (5 persons)
- NA: not available for purchase

Shelter

- Most common shelter
- Independent apartment or house
 - Shared apartment or house
 - Unfinished apartment or house
 - Tent
 - Private space not for shelter
 - Cave/natural shelter
 - Collective public space not for shelter
 - No IDPs
 - No information
- Min - Max: rent paid per room (where known)

Tafas		Zayzun	
NDPs	IDPs	NDPs	IDPs
No info		No info	

Tal Shihab	
NDPs	IDPs
20000 - 30000 SYP	

Yadudeh	
NDPs	IDPs
No info	

Livelihoods

	Most common source of income	Most common strategies used to cope with lack of income / resources
Tafas	Stable employment Daily employment Farm owning	Children sent to work/beg Taking loans/buying on credit Borrowing from family/friends
Tal Shihab	Daily employment Farm owning Business/trade	Children sent to work/beg Borrowing from family/friends
Yadudeh	Daily employment Farm owning Business/trade	Children sent to work/beg Taking loans/buying on credit Borrowing from family/friends
Zayzun	Daily employment Farm owning Support from family/friends	Children sent to work/beg Taking loans/buying on credit Borrowing from family/friends

Tafas
No lack of fuel

Tal Shihab
No lack of fuel

Yadudeh
No lack of fuel

Most common strategies used to cope with a lack of fuel

Zayzun
No lack of fuel

Mzeireb 2/2, Dar'a Governorate

July 2017

WASH

- Most common water source**
- Status of water source**
- Water is safe to drink
 - Water tastes/smells bad
 - People sick after drinking
 - No information
- Sufficiency of available water to meet household needs**
- Sufficient
 - Insufficient
 - No information
- Most common method of garbage disposal**

Tafas

- Water trucking
- Private paid collection

Tal Shihab

- Water trucking
- Left in street / public area

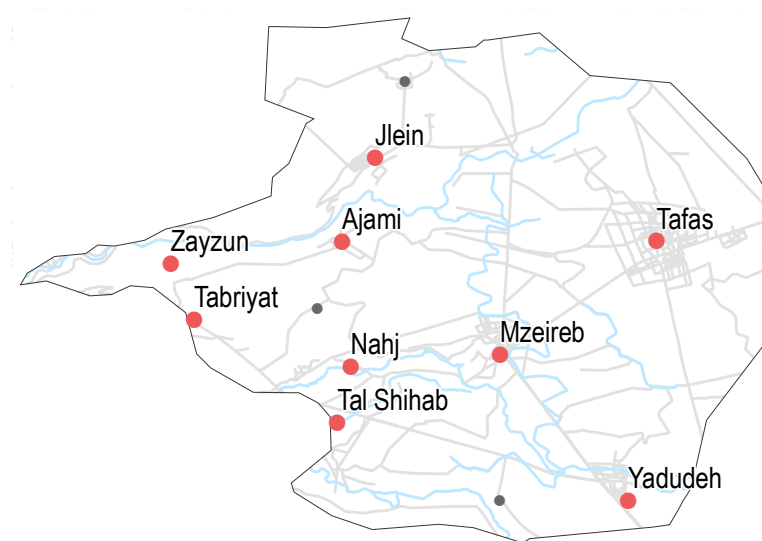
Yadudeh

- Water trucking
- Private paid collection

Zayzun

- Water trucking
- Private paid collection

9/9 communities assessed (5 communities are shown on the previous factsheet): Tafas, Tal Shihab, Yadudeh, Zayzun



Food Security

Tafas

- Bread: no info
- Rice: 600 SYP
- Lentils: 360 SYP
- Sugar: 400 SYP
- Cooking oil: 800 SYP
- Private bakeries
- No difficulties reported

Tal Shihab

- Bread: no info
- Rice: 750 SYP
- Lentils: 450 SYP
- Sugar: 500 SYP
- Cooking oil: 950 SYP
- Public bakeries
- No difficulties reported

Yadudeh

- Bread: no info
- Rice: 600 SYP
- Lentils: 355 SYP
- Sugar: 420 SYP
- Cooking oil: 850 SYP
- Shops
- No difficulties reported
- Private bakeries unavailable

Zayzun

- Bread: no info
- Rice: 600 SYP
- Lentils: 370 SYP
- Sugar: 375 SYP
- Cooking oil: 800 SYP
- Shops
- No difficulties reported
- Private bakeries unavailable

Main challenges to obtaining food

- No challenges
- Some foods unavailable
- Local production decreased
- Lack of access to markets
- Some foods expensive
- Lack of resources to buy food
- Lack of access to fuel
- Cooking fuel unavailable
- No information

Bread (public): 1 pack
Rice: 1kg
Lentils: 1kg
Sugar: 1kg
Cooking oil: 1 litre

Access to bread

- Most common source of bread
- Most common barriers to accessing bread
- Number of days, per month, where bread from private bakeries was unavailable

Education

- Status of primary schools in village**
- Functioning
 - Not functioning
 - Not available
 - No information
- Barriers to accessing education services**

Yadudeh

Most children accessed education

Zayzun

Most children accessed education

Tafas

Most children accessed education

Tal Shihab

Most children accessed education

Health

Most common health problems

Most common barriers to accessing healthcare

Tafas

Disabilities
Chronic diseases
Severe diseases affecting those aged less than 5

No difficulties reported

Tal Shihab

Diarrhoea
Communicable diseases
Acute respiratory infections

No difficulties reported

Yadudeh

Disabilities
Chronic diseases
Severe diseases affecting those aged less than 5

Security concerns around travel
Disability/Injuries/Illness
Security concerns around entering facilities

Zayzun

Disabilities
Chronic diseases
Severe diseases affecting those aged less than 5

No facilities in the area

Nawa 1/2, Dar'a Governorate

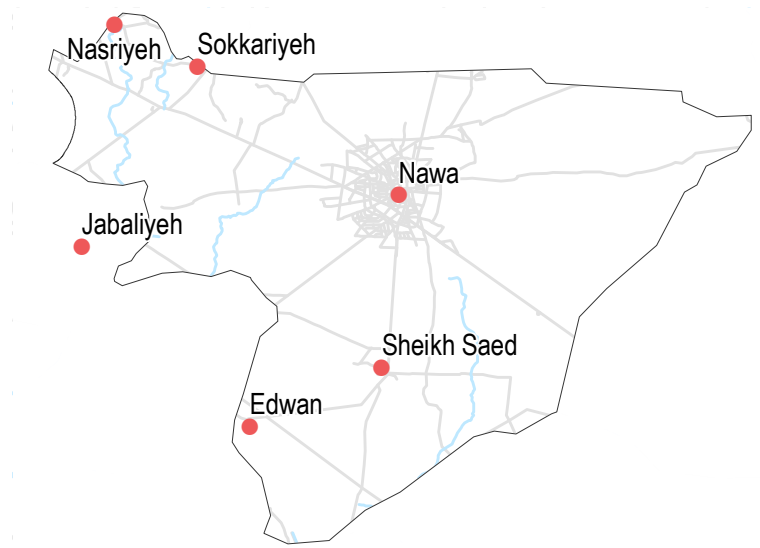
July 2017

Displacement

- % of pre-conflict population remaining
- % of population that are female
- % of female-headed households
- IDPs living in village
- New IDP arrivals
- Returnees

Edwan		
51-75%	51-75%	1-25%
Yes	No info	No
Jabaliyeh		
51-75%	51-75%	26-50%
Yes	No info	No
Nasriyeh		
76-100%	51-75%	1-25%
Yes	No	No

• 6/6 communities assessed (3 communities are shown on the next factsheet): Edwan, Jabaliyeh, Nasriyeh



Shelter

- Independent apartment or house
- Shared apartment or house
- Unfinished apartment or house
- Tent
- Private space not for shelter
- Cave/natural shelter
- Collective public space not for shelter
- No IDPs
- No information
- Min - Max: rent paid per room (where known)

Edwan	
NDPs	IDPs
No info	
Jabaliyeh	
NDPs	IDPs
No info	
Nasriyeh	
NDPs	IDPs
2500 - 3000 SYP	

Livelihoods

Most common source of income

Most common strategies used to cope with lack of income / resources

Community	Most common source of income	Most common strategies used to cope with lack of income / resources
Edwan	Daily employment Savings	Borrowing from family/friends Skipping meals
Jabaliyeh	Daily employment Farm owning Remittances	Borrowing from family/friends Skipping meals Reducing meal size
Nasriyeh	Stable employment Daily employment Savings	Children sent to work/beg Borrowing from family/friends Skipping meals

NFIs

Edwan

B 9500 SYP	3000 SYP
C 400 SYP	500 SYP
D 400 SYP	1500 SYP
F 55000 SYP	75000 SYP

Jabaliyeh

B 9100 SYP	NA
C 350 SYP	4000 SYP
D 220 SYP	3500 SYP
F 55000 SYP	NA

Nasriyeh

B 8800 SYP	2800 SYP
C 350 SYP	450 SYP
D 350 SYP	1500 SYP
F 5500 SYP	75000 SYP

- Most common electricity source
- Main network
 - Generator
 - No source
 - Solar alternative
 - No information
- Fuel Prices (SYP)*
- B** Butane (cannister)
 - C** Coal (1kg)
 - D** Diesel (1 litre)
 - F** Firewood (tonne)
- NFI Prices (SYP)*
- Cement (50kg)
 - Floor mat (3*4m)
 - Plastic tarpaulin (1m²)
 - Tent (5 persons)
- NA: not available for purchase

Edwan

- Cutting trees
- Burning productive assets
- Burning plastics

Jabaliyeh

- Cutting trees
- Burning Furniture not in use
- Burning plastics

Nasriyeh

- Cutting trees
- Burning productive assets

Most common strategies used to cope with a lack of fuel

Nawa 1/2, Dar'a Governorate

July 2017

WASH

Most common water source

Status of water source

- Water is safe to drink
- Water tastes/smells bad
- People sick after drinking
- No information

Sufficiency of available water to meet household needs

- Sufficient
- Insufficient
- No information

Most common method of garbage disposal

Edwan

- Closed well
- Buried / burned

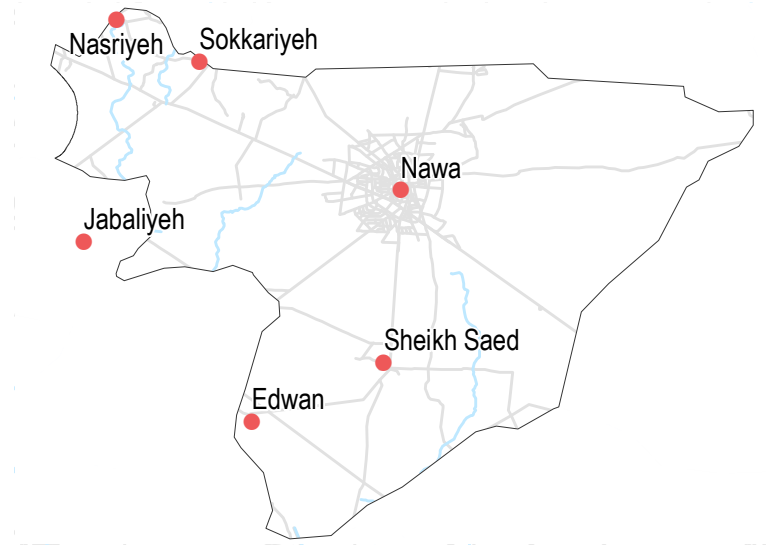
Jabaliyeh

- Closed well
- Left in street / public area

Nasriyeh

- Network
- Buried / burned

• 6/6 communities assessed (3 communities are shown on the next factsheet): Edwan, Jabaliyeh, Nasriyeh



Food Security

Edwan

- Bread: no info
- Rice: 600 SYP
- Lentils: 400 SYP
- Sugar: 500 SYP
- Cooking oil: 900 SYP

Jabaliyeh

- Bread: no info
- Rice: 450 SYP
- Lentils: 400 SYP
- Sugar: 400 SYP
- Cooking oil: 700 SYP

Nasriyeh

- Bread: no info
- Rice: 500 SYP
- Lentils: 400 SYP
- Sugar: 400 SYP
- Cooking oil: 800 SYP

Main challenges to obtaining food

- No challenges
- Some foods unavailable
- Local production decreased
- Lack of access to markets
- Some foods expensive
- Lack of resources to buy food
- Lack of access to fuel
- Cooking fuel unavailable
- No information

Access to bread

- Most common source of bread
- Most common barriers to accessing bread
- Number of days, per month, where bread from private bakeries was unavailable

Education

Status of primary schools in village

- Functioning
- Not functioning
- Not available
- No information

Barriers to accessing education services

Nasriyeh

Most children accessed education

Edwan

- Lack of teaching staff
- Unsafe route to services
- Parents do not approve of curriculum

Jabaliyeh

Most children accessed education

Health

	Most common health problems	Most common barriers to accessing healthcare
Edwan	Chronic diseases Acute respiratory infections Severe diseases affecting those aged less than 5	No facilities in the area Old age Disability/Injuries/Illness
Jabaliyeh	Communicable diseases Chronic diseases Acute respiratory infections	No facilities in the area Security concerns around travel High cost of transportation
Nasriyeh	Chronic diseases Acute respiratory infections Severe diseases affecting those aged less than 5	Security concerns around travel Old age Disability/Injuries/Illness

Nawa 2/2, Dar'a Governorate

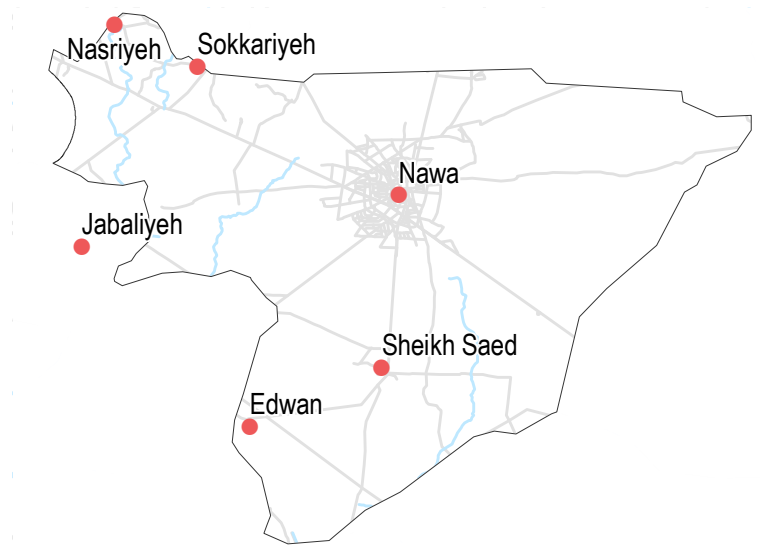
July 2017

Displacement

- % of pre-conflict population remaining
- % of population that are female
- % of female-headed households
- IDPs living in village
- New IDP arrivals
- Returnees

Community	% of pre-conflict population remaining	% of population that are female	% of female-headed households	IDPs living in village	New IDP arrivals	Returnees
Nawa	51-75%	51-75%	26-50%	Yes	Yes	No
Sheikh Saed	51-75%	51-75%	1-25%	Yes	No	No
Sokkariyeh	76-100%	51-75%	1-25%	Yes	No info	No

• 6/6 communities assessed (3 communities are shown on the previous factsheets): Nawa, Sheikh Saed, Sokkariyeh



NFIs

Nawa

B 8100 SYP	2000 SYP
C 350 SYP	4000 SYP
D 200 SYP	3500 SYP
F 55000 SYP	NA

Sheikh Saed

B 8700 SYP	NA
C NA	11000 SYP
D 350 SYP	350 SYP
F NA	NA

Sokkariyeh

B 9000 SYP	NA
C 500 SYP	NA
D 375 SYP	450 SYP
F 45000 SYP	NA

Most common electricity source

- Main network
- Generator
- No source
- Solar alternative
- No information

Fuel Prices (SYP)*

- B** Butane (cannister)
- C** Coal (1kg)
- D** Diesel (1 litre)
- F** Firewood (tonne)

NFI Prices (SYP)*

- Cement (50kg)
- Floor mat (3*4m)
- Plastic tarpaulin (1m²)
- Tent (5 persons)

NA: not available for purchase

Most common strategies used to cope with a lack of fuel

Shelter

- Independent apartment or house
- Shared apartment or house
- Unfinished apartment or house
- Tent
- Private space not for shelter
- Cave/natural shelter
- Collective public space not for shelter
- No IDPs
- No information
- Min - Max: rent paid per room (where known)

Community	Most common shelter	NDPs	IDPs
Nawa			
		15000 - 20000 SYP	
Sheikh Saed			
		No info	
Sokkariyeh			
		No info	

Livelihoods

Most common source of income

Most common strategies used to cope with lack of income / resources

Nawa

Daily employment
Farm owning
Remittances

Borrowing from family/friends
Skipping meals
Reducing meal size

Sheikh Saed

Daily employment
Business/trade
Support from family/friends

Children sent to work/beg
Borrowing from family/friends
Selling household assets

Sokkariyeh

Daily employment
Business/trade

Children sent to work/beg
Borrowing from family/friends

Nawa

Cutting trees
Burning Furniture not in use
Burning plastics

Sheikh Saed

Cutting trees
Burning productive assets
Burning plastics

Sokkariyeh

Burning productive assets

Nawa 2/2, Dar'a Governorate

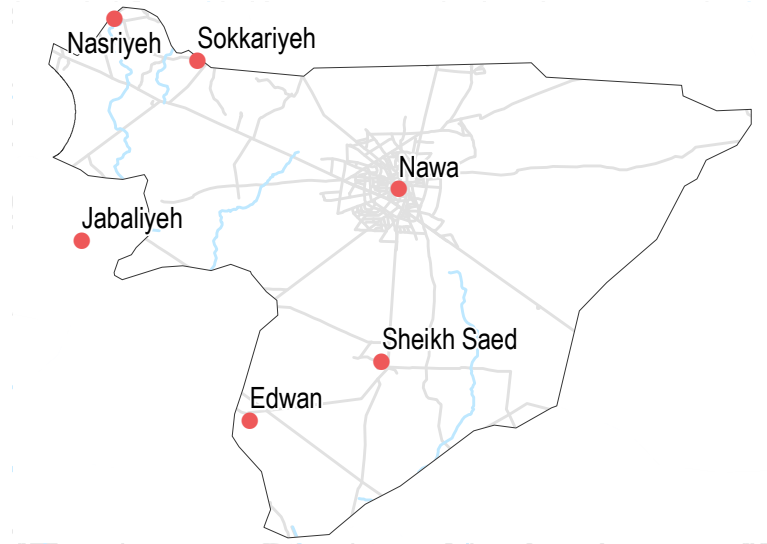
July 2017

WASH

- Most common water source**
- Status of water source**
- Water is safe to drink
 - Water tastes/smells bad
 - People sick after drinking
 - No information
- Sufficiency of available water to meet household needs**
- Sufficient
 - Insufficient
 - No information
- Most common method of garbage disposal**

- Nawa**
- Closed well
 - Public free collection
- Sheikh Saed**
- Water trucking
 - Public free collection
- Sokkariyeh**
- Closed well
 - Buried / burned

• 6/6 communities assessed (3 communities are shown on the previous factsheets): Nawa, Sheikh Saed, Sokkariyeh



Food Security

Nawa

- Private bakeries
 - No difficulties reported
- Bread: no info
Rice: 550 SYP
Lentils: 400 SYP
Sugar: 400 SYP
Cooking oil: 700 SYP

Sheikh Saed

- Public bakeries
 - No difficulties reported
 - Private bakeries unavailable
- Bread: 125 SYP
Rice: 500 SYP
Lentils: 450 SYP
Sugar: 400 SYP
Cooking oil: 800 SYP

Sokkariyeh

- Private bakeries
 - No difficulties reported
- Bread: no info
Rice: 650 SYP
Lentils: 450 SYP
Sugar: 400 SYP
Cooking oil: 750 SYP

Main challenges to obtaining food

- No challenges
- Some foods unavailable
- Local production decreased
- Lack of access to markets
- Some foods expensive
- Lack of resources to buy food
- Lack of access to fuel
- Cooking fuel unavailable
- No information

Bread (public): 1 pack
Rice: 1kg
Lentils: 1kg
Sugar: 1kg
Cooking oil: 1 litre

Access to bread

- Most common source of bread
- Most common barriers to accessing bread
- Number of days, per month, where bread from private bakeries was unavailable

Education

- Status of primary schools in village**
- Functioning
 - Not functioning
 - Not available
 - No information
- Barriers to accessing education services**

Sokkariyeh
Most children accessed education

Nawa
Most children accessed education

Sheikh Saed
Most children accessed education

Health

Most common health problems

Most common barriers to accessing healthcare

Nawa

Communicable diseases
Chronic diseases
Acute respiratory infections

Security concerns around travel
High cost of transportation
Security concerns around entering facilities

Sheikh Saed

Diarrhoea
Communicable diseases
Acute respiratory infections

No facilities in the area
High cost of transportation
Lack of transportation

Sokkariyeh

Diarrhoea
Chronic diseases
Injuries

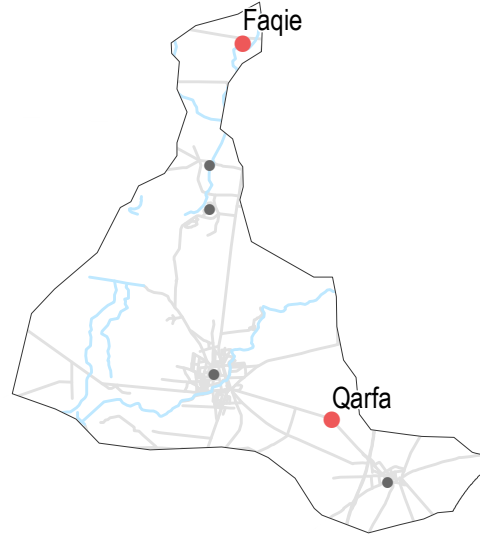
No facilities in the area

Displacement

- % of pre-conflict population remaining
- % of population that are female
- % of female-headed households
- IDPs living in village
- New IDP arrivals
- Returnees

Faqie	51-75%	26-50%	1-25%
	Yes	No info	Yes
Qarfa	51-75%	51-75%	1-25%
	Yes	Yes	No

• 2/6 communities assessed : Faqie, Qarfa



Shelter

- Independent apartment or house
 - Shared apartment or house
 - Unfinished apartment or house
 - Tent
 - Private space not for shelter
 - Cave/natural shelter
 - Collective public space not for shelter
 - No IDPs
 - No information
- Min - Max: rent paid per room (where known)

Faqie	NDPs	IDPs
	No info	
Qarfa	NDPs	IDPs
	2500 - 3000 SYP	

Livelihoods

	Most common source of income	Most common strategies used to cope with lack of income / resources
Faqie	Stable employment Farm owning Support from family/friends	Borrowing from family/friends Skipping meals Reducing meal size
Qarfa	Stable employment Daily employment Savings	Children sent to work/beg Taking loans/buying on credit Borrowing from family/friends

NFIs

Faqie

B 3200 SYP	NA
C 350 SYP	4000 SYP
D 160 SYP	3500 SYP
F 65000 SYP	NA

Qarfa

B 2800 SYP	2500 SYP
C 350 SYP	450 SYP
D 200 SYP	1500 SYP
F 50000 SYP	75000 SYP

Most common electricity source

- Main network
- Generator
- No source
- Solar alternative
- No information

Fuel Prices (SYP)*

- B** Butane (cannister)
- C** Coal (1kg)
- D** Diesel (1 litre)
- F** Firewood (tonne)

NFI Prices (SYP)*

- Cement (50kg)
- Floor mat (3*4m)
- Plastic tarpaulin (1m²)
- Tent (5 persons)

NA: not available for purchase

Faqie

No lack of fuel

Qarfa

No lack of fuel

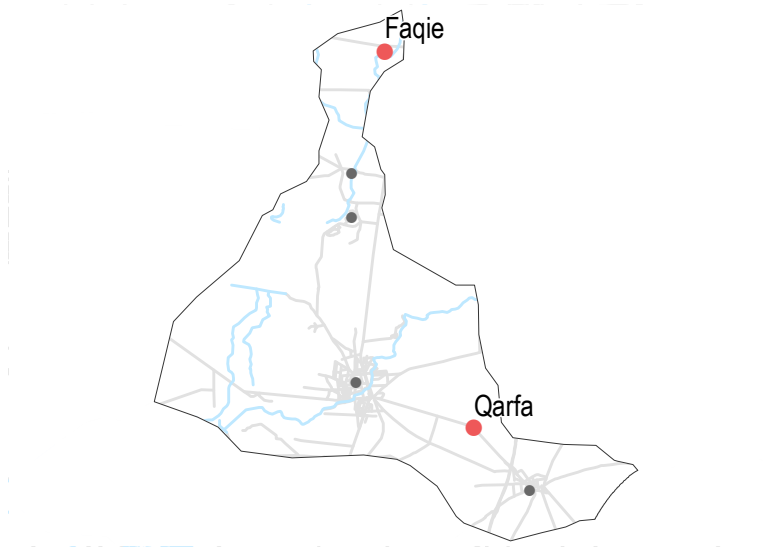
Most common strategies used to cope with a lack of fuel

WASH

- Most common water source
- Status of water source
- Water is safe to drink
 - Water tastes/smells bad
 - People sick after drinking
 - No information
- Sufficiency of available water to meet household needs
- Sufficient
 - Insufficient
 - No information
- Most common method of garbage disposal

- Faqie**
- Closed well
 - Public free collection
- Qarfa**
- Network
 - Public free collection

• 2/6 communities assessed : Faqie, Qarfa



Food Security

Faqie

- Bread: 100 SYP
 - Rice: 400 SYP
 - Lentils: 400 SYP
 - Sugar: 375 SYP
 - Cooking oil: 700 SYP
- Public bakeries
 - No difficulties reported

Qarfa

- Bread: 50 SYP
 - Rice: 500 SYP
 - Lentils: 350 SYP
 - Sugar: 375 SYP
 - Cooking oil: 750 SYP
- Private bakeries
 - No difficulties reported

Main challenges to obtaining food

- No challenges
 - Some foods unavailable
 - Local production decreased
 - Lack of access to markets
 - Some foods expensive
 - Lack of resources to buy food
 - Lack of access to fuel
 - Cooking fuel unavailable
 - No information
- Bread (public): 1 pack
 Rice: 1kg
 Lentils: 1kg
 Sugar: 1kg
 Cooking oil: 1 litre

- Access to bread
- Most common source of bread
 - Most common barriers to accessing bread
 - Number of days, per month, where bread from private bakeries was unavailable

Education

- Status of primary schools in village
- Functioning
 - Not functioning
 - Not available
 - No information
- Barriers to accessing education services

Faqie
 Most children accessed education

Qarfa
 Most children accessed education

Health

- Most common health problems
- Most common barriers to accessing healthcare

	Most common health problems	Most common barriers to accessing healthcare
Faqie	Communicable diseases Chronic diseases Acute respiratory infections	No difficulties reported
Qarfa	Chronic diseases Acute respiratory infections Severe diseases affecting those aged less than 5	Old age

Tassil, Dar'a Governorate

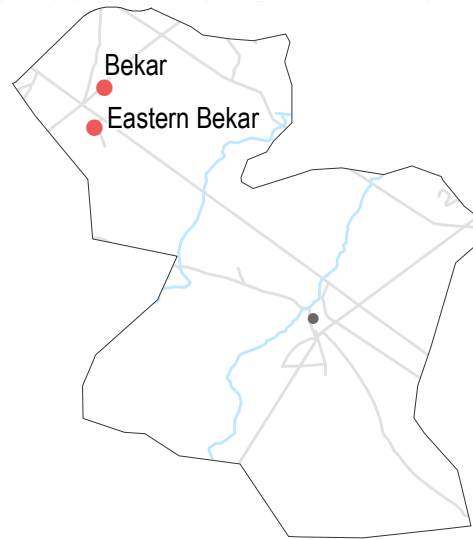
July 2017

Displacement

- % of pre-conflict population remaining
- % of population that are female
- % of female-headed households
- IDPs living in village
- New IDP arrivals
- Returnees

Bekar					
76-100%	26-50%	1-25%			
Yes	No	No			
Eastern Bekar					
76-100%	26-50%	1-25%			
Yes	Yes	No			

• 2/3 communities assessed : Bekar, Eastern Bekar



Shelter

- Independent apartment or house
 - Shared apartment or house
 - Unfinished apartment or house
 - Tent
 - Private space not for shelter
 - Cave/natural shelter
 - Collective public space not for shelter
 - No IDPs
 - No information
- Min - Max: rent paid per room (where known)

Bekar	
NDPs	IDPs
No info	
Eastern Bekar	
NDPs	IDPs
5000 - 7000 SYP	

Livelihoods

	Most common source of income	Most common strategies used to cope with lack of income / resources
Bekar	Farm owning Business/trade Savings	Children sent to work/beg Borrowing from family/friends
Eastern Bekar	Daily employment Business/trade Savings	Children sent to work/beg Borrowing from family/friends

NFIs

⚡ Bekar

B 10000 SYP	NA
C NA	NA
D 360 SYP	NA
F NA	NA

⚡ Eastern Bekar

B 9500 SYP	NA
C NA	NA
D 350 SYP	NA
F NA	NA

Most common electricity source

- Main network
- Generator
- No source
- Solar alternative
- No information

Fuel Prices (SYP)*

- B** Butane (cannister)
- C** Coal (1kg)
- D** Diesel (1 litre)
- F** Firewood (tonne)

NFI Prices (SYP)*

- Cement (50kg)
- Floor mat (3*4m)
- Plastic tarpaulin (1m²)
- Tent (5 persons)

NA: not available for purchase

🔥 Bekar

No lack of fuel

🔥 Eastern Bekar

No lack of fuel

Most common strategies used to cope with a lack of fuel

Tassil, Dar'a Governorate

July 2017

WASH

- Most common water source
- Status of water source
 - Water is safe to drink
 - Water tastes/smells bad
 - People sick after drinking
 - No information
- Sufficiency of available water to meet household needs
 - Sufficient
 - Insufficient
 - No information
- Most common method of garbage disposal

Bekar

- Water trucking
- Buried / burned

Eastern Bekar

- Water trucking
- Buried / burned

• 2/3 communities assessed : Bekar, Eastern Bekar



Food Security

Bekar

- Bread: no info
- Rice: 800 SYP
- Lentils: 500 SYP
- Sugar: 500 SYP
- Cooking oil: 1000 SYP
- Shops
- No difficulties reported
- Private bakeries unavailable

Eastern Bekar

- Bread: no info
- Rice: 800 SYP
- Lentils: 500 SYP
- Sugar: 500 SYP
- Cooking oil: 1000 SYP
- Shops
- No difficulties reported
- Private bakeries unavailable

Main challenges to obtaining food

- No challenges
- Some foods unavailable
- Local production decreased
- Lack of access to markets
- Some foods expensive
- Lack of resources to buy food
- Lack of access to fuel
- Cooking fuel unavailable
- No information

Bread (public): 1 pack
Rice: 1kg
Lentils: 1kg
Sugar: 1kg
Cooking oil: 1 litre

Access to bread

- Most common source of bread
- Most common barriers to accessing bread
- Number of days, per month, where bread from private bakeries was unavailable

Education

- Status of primary schools in village
 - Functioning
 - Not functioning
 - Not available
 - No information
- Barriers to accessing education services

Bekar
Most children accessed education

Eastern Bekar
Other

Health

Most common health problems

Bekar

- Diarrhoea
- Communicable diseases
- Acute respiratory infections

Eastern Bekar

- Diarrhoea
- Chronic diseases
- Acute respiratory infections

Most common barriers to accessing healthcare

- No facilities in the area
- Security concerns around travel
- High cost of transportation

- No facilities in the area
- High cost of transportation
- Lack of transportation