

Background

The Water Price Monitoring assessment aims to establish a data collection, monitoring and reporting system on water market prices in order to allow humanitarian and development actors to better analyse humanitarian needs in areas particularly affected by drought.

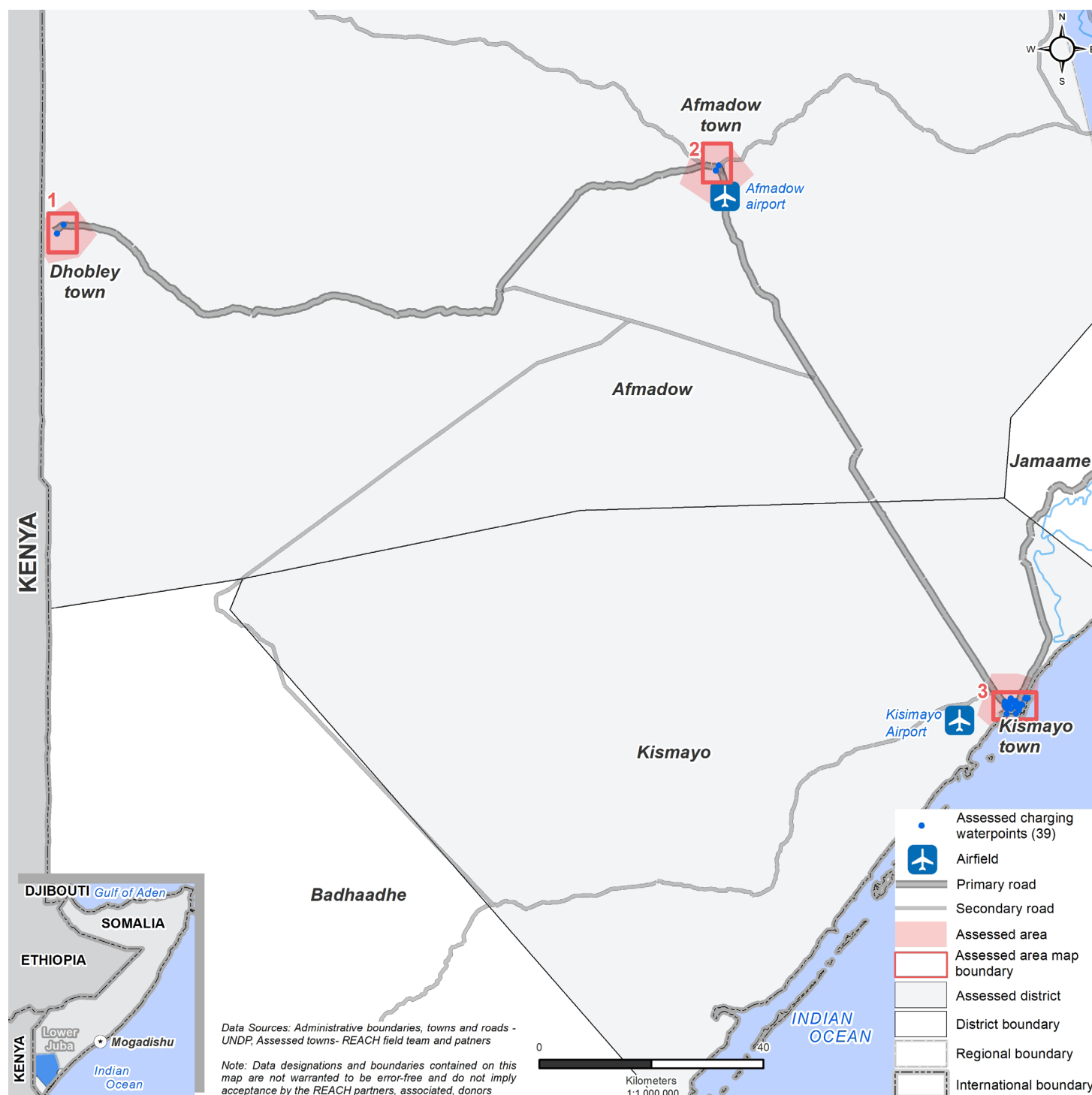
November data collection in Lower Juba was conducted through a quantitative survey between 26 - 29 November, focusing only on those waterpoints in the region that are charging for water. The assessment has followed the official district boundaries of the region.

All prices are shown in US Cents for 90L of water. This is the daily amount used by a household of six members, consuming the minimum Sphere standard of 15L water per person per day. Price changes are subject to exchange rate.

Key Findings

- This factsheet presents information collected from 4 waterpoints in Afmadow and 35 waterpoints in Kismayo districts in the Lower Juba region.
- Prices of water in Lower Juba increased by an average of 2% between October and November.
- The majority of the waterpoints (97%) showed no price change from October to November, while 3% had an increase in price due to improved quality of water at waterpoints.
- All the assessed waterpoints in Lower Juba are treated at the distribution point. The majority (72%) are chlorinated and 28% are treated with aquatabs.

ASSESSED WATERPOINTS



ASSESSED WATERPOINTS

of Assessed Waterpoints in October: **34**

of Assessed Waterpoints in November: **39**

Types of Assessed Waterpoints

and % of assessed waterpoints:

Region	#	%
Kiosk	21	54%
Shallow well	14	36%
Borehole	4	10%
Districts	#	%
Afmadow	4	100%
Borehole	4	100%
Districts	#	%
Kismayo	21	60%
Kiosk	14	40%
Shallow Well	14	40%

Most Reported Problems

% of waterpoints reportedly having the following problems:
(Respondents could select multiple options)

Region	#	%
No Problem	39	100%

Waterpoint Administrator

% of waterpoints with the following administrator:

Region	%
Community	95%
Private	5%
Districts	%
Afmadow	100%
Kismayo	94%
Private	6%

WATER PRICE

Prices are shown in US Cents.

1 USD = 23,000 SOS as of November 2017, average exchange rate reported. Price changes were calculated based on the average change across waterpoints.

Waterpoint Filling

% of waterpoints that are used as water storage and refilled through the following:

Region	%
Not filled	100%
Districts	%
Afmadow	100%
Kismayo	100%

Average Price

Region	October	November	% Change
Lower Juba	40	41	+2%
District			
Afmadow	39	39	0%
Kismayo	40	41	+2%

Median Price

Region	October	November	% Change
Lower Juba	39	39	0%
District			
Afmadow	39	39	0%
Kismayo	39	39	0%

Types of Water Treatment

% of water treatment types:

Region	%
Not Treated	0%
Chlorinated	72%
Aquatabs	28%
Districts	%
Afmadow	0%
Kismayo	69%
Private	31%

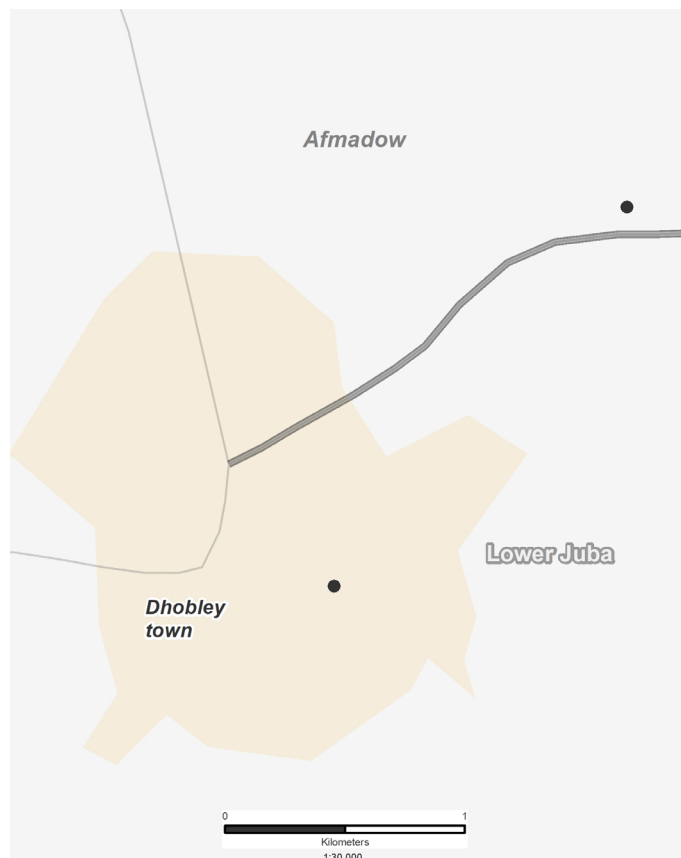
Price, by Waterpoint Administrator

The average price of water by waterpoint administrator:

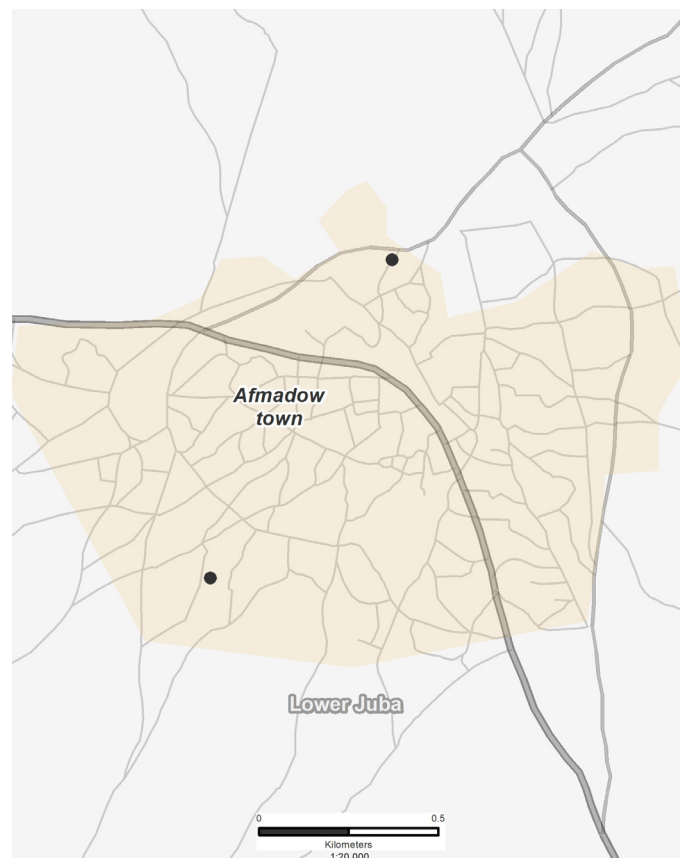
Region	October	November	% Change
Community	40	41	+2%
Private	39	39	0%
District			
Afmadow	39	39	0%
Kismayo	40	41	+2%
Private	39	39	0%

WATER PRICE, BY AREA

Area 1: Dhobley Town



Area 2: Afmadow Town



Area 3: Kismayo Town

