



IDP Camp Profile - Garmawa

Ninewa, Iraq
January 2017

Management agency: BRHA
Manager/Focal point: Karzan Ramadhan Hussein
Phone number: 7507373732
Email: garmawa.camp.idps@gmail.com
Registration actor: Camp Management

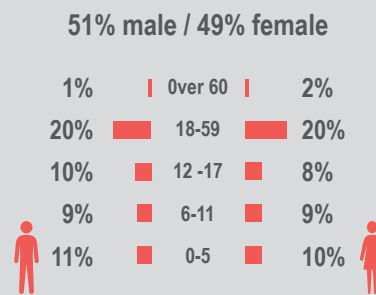
Summary

This profile provides an overview of conditions in Garmawa camp. Primary data was collected through household surveys on 15-01-2017. Households were randomly sampled to a 95% confidence and 10% margin of error, based on population figures provided by CCCM. In some cases, additional information from camp managers has been used to support findings. Round VI of data collection was in August 2016

Camp Overview

of individuals: 6,122
of households: 1,221
Date opened: 13-06-2014
Occupied number: 1,345
Ongoing extension: no
Planned capacity: 1,139
Camp area: 286,978m²

Demographics




Location Map



IDP Camp Map - Garmawa

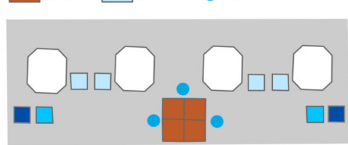
Lat. 36° 38' 51.682" N Long. 43° 14' 12.803" E



Scale: 1:1,250
0 20 40 80 120 Meters

Layout of 4 Tent Block

Legend for Tent Block layout:
Tent (white square)
Latrine (blue square)
Septic Tank (dark blue square)
Kitchen (orange square)
Shower (light blue square)
Water Tank (yellow circle)



Sectoral Minimum Standards

		Target	Previous Round	Current Round	Achievement
Education	% of children aged 6-11 attending formal school	100%	85%	82%	●
	% of children aged 12-17 attending formal school	100%	51%	54%	●
Food	% of households accessed Family Food Parcel or equivalent in the past month	100%	97%	100%	●
Health	Health services are available on-site or within walking distance	Yes	Yes	Yes	●
CCCM	Average open area per household	min. 30m ²	202m ²	197m ²	●
Protection	% of IDPs registered on an individual basis (MODM/DDM)	100%	100%	84%	●
Shelter	Average covered area per person	min. 3.5m ²	4.6m ²	4.6m ²	●
	Average number of individuals per shelter	max.5	5	5	●
WASH	# of persons per latrine	max. 20	9	5	●
	# of persons per shower	max. 20	5	5	●
	Frequency of solid waste disposal at least weekly	Min. weekly	Yes	Yes	●

Targets based on minimum standards agreed with the CCCM Cluster, Iraq. Findings based on household-level data, enumerator field observations, and camp management documentation
● Minimum standard reached, ● More than 50% minimum standard reached, ● Less than 50% of minimum standard reached or not at all






IDP Camp Profile - Garmawa

Ninewa, Iraq
January 2017

Management agency: BRHA
Manager/Focal point: Karzan Ramadhan Hussein
Phone number: 7507373732
Email: garmawa.camp.idps@gmail.com
Registration actor: Camp Management


Shelter

Top observed shelter type

Tent 100% 

Top reported needed shelter items

Tarpaulin 93% 


Rope 57% 

Sun shading net 56% 


Top reported needed basic items

Blanket 83% 

Mattresses 82% 

Cooker 72% 

Top reported needed winter item

Kerosene 60% 

Top reported needed summer item

Rechargeable fan 74% 

Food Security

Reported access to food assistance

100% accessed food assistance in past month

95% received Public Distribution System (PDS) in past month

Top three food consumption coping strategies

Cheaper 49% 

Smaller meals 23% 

Borrowed 17% 

WASH

Latrines and showers


67% reported public or communal latrines

49% public/communal latrines lockable from the inside

36% public/communal latrines with functioning lighting

Top three reported methods of waste removal

Collected 88% 

Communal bin 12% 

n/a n/a

Reported drinking water sources

26% connection inside the home to collective water storage

62% connection inside the home to private water storage

10% communal water tap outside the shelter

Access to water

0% reported 24 consecutive hours without access to water in the past month

Community Organisation

IDP committees

100% reported awareness of IDP committee(s)

Complaints mechanism

32% made a complaint about conditions or assistance

Protection

Family Separation


0% reported hosting unaccompanied or separated minors


0% reported that other family members intended to join them

Vulnerable groups

Pregnant / lactating women 19% 

Chronically ill individual(s) 9% 

Disabled individual(s) 4% 

Female headed households 9% 

Intentions

6% planned to move to a different location in next 3 months

Restrictions


51% reported being able to leave the camp temporarily (e.g. to go to the market, for livelihood opportunities)


Livelihoods

45% reported as being economically inactive

Top three income sources*:


No livelihood 45% 


Government aid 12% 

Humanitarian aid 11% 

*Households were asked to select all income sources within household.

Top three reported livelihood coping strategies

Sold assistance 28% 

Spent savings 27% 

Support from family 24% 