



# Cross-Border Population Movement Factsheet

## Kapoeta Road Monitoring

Kapoeta South County, Eastern Equatoria State, South Sudan

South Sudan Displacement Crisis

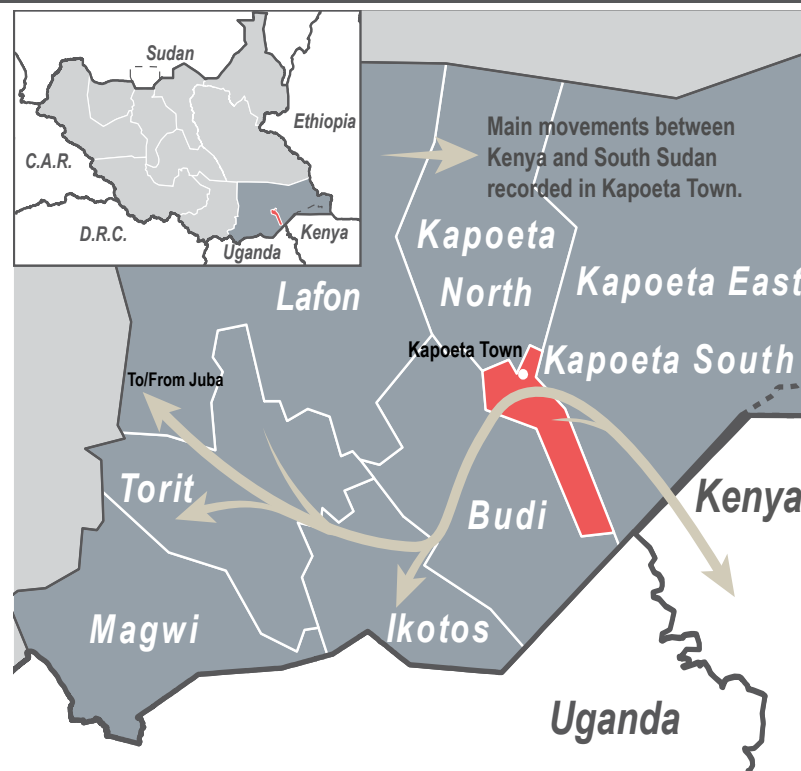
October 2019

### CONTEXT AND METHODOLOGY

Kapoeta town is located in Kapoeta South County, Eastern Equatoria State, near South Sudan's border with Kenya. Since the beginning of the crisis in South Sudan in December 2013, Kapoeta town has been a gateway through which many internally displaced persons (IDPs) have passed on their way to refugee camps in Kenya.

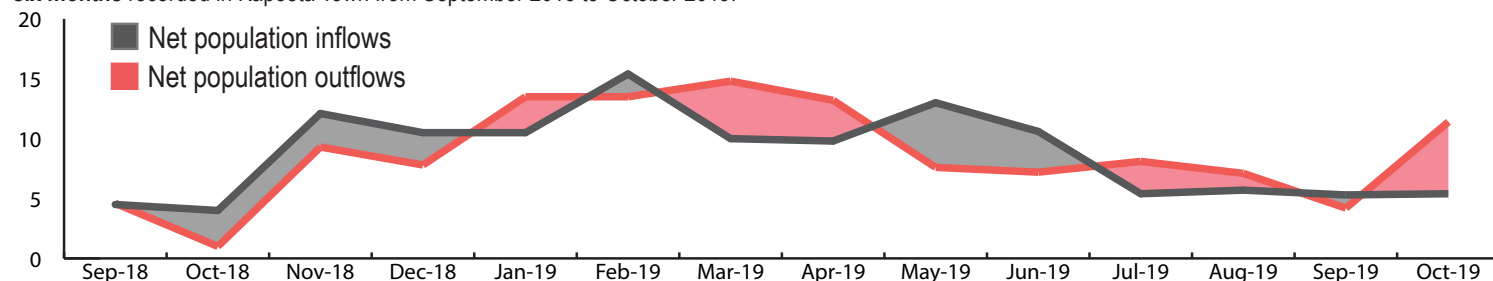
This factsheet provides results from the REACH road monitoring exercise in Kapoeta town. REACH monitors two bus/car parks where travellers are travelling to and from Torit/Juba and Narus/Kakuma, in order to record the arrivals and departures of households (HHs) on a daily basis. Daily data is synthesized into a monthly factsheet to provide an overview of wider movement trends, including push/pull factors, vulnerabilities and intentions. The following findings are based on primary data collected over 23 days between 1 and 31 October 2019. In October, 99% of surveyed inbound and outbound HHs were of South Sudanese origin, the remaining 1% were Sudanese HHs.

Not all entry points to Kapoeta town were covered systematically, and some arrivals and departures reportedly took place outside of data collection hours (7:00 a.m - 7:00 p.m). As a result, data presented in this factsheet does not capture all population movements and **as such findings are not representative but rather indicative only** of broader population movement trends for the assessed population.



### GENERAL MOVEMENT TRENDS

Average daily number of individuals inbound to (grey) and outbound from (red) South Sudan with the intention to stay in their final destination for more than six months recorded in Kapoeta Town from September 2018 to October 2019:



In October, there was an increase of outflows into Kenya, while inflows to South Sudan remained the same as the previous month.

### Type of movement

Total monthly number of HHs and individuals recorded in October 2019:

	HHs	Individuals	% <sup>2</sup>
Inbound to South Sudan from Kenya	52	186	23%
Outbound to Kenya from South Sudan	67	291	29%
Internal movement within South Sudan <sup>1</sup>	111	217	48%

### Self-reported refugees

Proportion of inbound (left) and outbound (right) HHs who self-reported having refugee status in another country:



### Vulnerabilities<sup>3</sup>

**71%** of total inbound HHs reported that at least one member of the HH had a vulnerability, including:

- **42%** Breastfeeding
- **10%** Critically ill

**85%** of total outbound HHs reported that at least one member of the HH had a vulnerability, including:


- **41%** Breastfeeding
- **13%** Critically ill

### INBOUND TO SOUTH SUDAN<sup>3</sup>

**62%** of inbound HHs reported intending to **stay more than six months** in their final destination in South Sudan.

#### Demographics

Proportion of recorded travellers by demographic group:



**81%** of inbound HHs were partial HHs.<sup>4</sup>

#### Previous locations in Kenya

Primary reported locations from which inbound HHs were leaving:

Kakuma Refugee Camp	52%
Kalobeyei Integrated Settlement <sup>5</sup>	48%

#### Intended destination in South Sudan

Primary reported intended destinations for inbound HHs:

Ikotos County	27%
Torit County	23%
Juba County	19%

#### Push factors

Primary reported push factors for inbound HHs to leave their last location:

Distance from family/home <sup>6</sup>	75%
Lack of access to food	13%
Lack of health services	6%

#### Reasons for coming to South Sudan

Primary reported pull factors for inbound HHs, July to October 2019:

	July 2019	August 2019	September 2019	October 2019
Proximity to family/home <sup>6</sup>	64%	55%	49%	73%
Perceived availability of food <sup>7</sup>	6%	12%	19%	8%
Attending a ceremony <sup>8</sup>	N/A	N/A	10%	8%

Notes:

1. While internal movement within South Sudan was also recorded in Kapoeta over the period (48% of all movement), this factsheet covers crossborder movement only.
2. This percentage represents the percent of households, not the percent of individuals.
3. Unless otherwise specified, these figures reflect trends for all HHs interviewed, regardless of the length of time that the HHs are planning to stay at the destination.
4. Partial HHs are those where not all members of the self-identified family unit were reportedly travelling. Please note, family units in South Sudan often extend beyond the nuclear family.
5. <https://www.unhcr.org/ke/kalobeyei-settlement>
6. Options "want to be home" and "far from home" were added to the survey in May 2019, and the values added to the values of options and "joining family" and "far from the family" respectively.
7. Perceived availability of food represents an aggregation of three response options: 1) presence of food distributions, 2) availability of local food, and 3) to plant crops or cultivate
8. The response "ceremony" was not recorded in the survey before September 2019.

### OUTBOUND FROM SOUTH SUDAN

**87%** of outbound HHs reported intending to **stay more than six months** in their final destination outside of South Sudan.

#### Demographics

Proportion of recorded travellers by demographic group:



**63%** of outbound HHs were partial HHs.<sup>4</sup>

#### Previous location in South Sudan

Primary reported locations from which outbound HHs were leaving:

Juba County	51%
Kapoeta South County	18%
Torit County	13%

#### Intended destination in Kenya

Primary reported intended destinations for outbound HHs:

Kakuma Refugee Camp	81%
Kalobeyei Integrated Settlement, Kenya <sup>5</sup>	18%

#### Pull factors

Primary reported pull factors for outbound HHs to go to another country:

Perceived availability of food <sup>7</sup>	53%
Proximity to family/home <sup>6</sup>	24%
Presence of education services	19%

#### Reasons for leaving South Sudan

Primary reported push factors for outbound HHs, July to October 2019:

	July 2019	August 2019	September 2019	October 2019
Lack of food	55%	43%	52%	53%
Distance from family	22%	25%	21%	24%
Lack of education services	19%	22%	24%	19%

For more information on this profile please contact:  
REACH - south.sudan@reach-initiative.org