

### Background

The Water Price Monitoring assessment aims to establish a data collection, monitoring and reporting system on water market prices in order to allow humanitarian and development actors to better analyse humanitarian needs in areas particularly affected by drought.

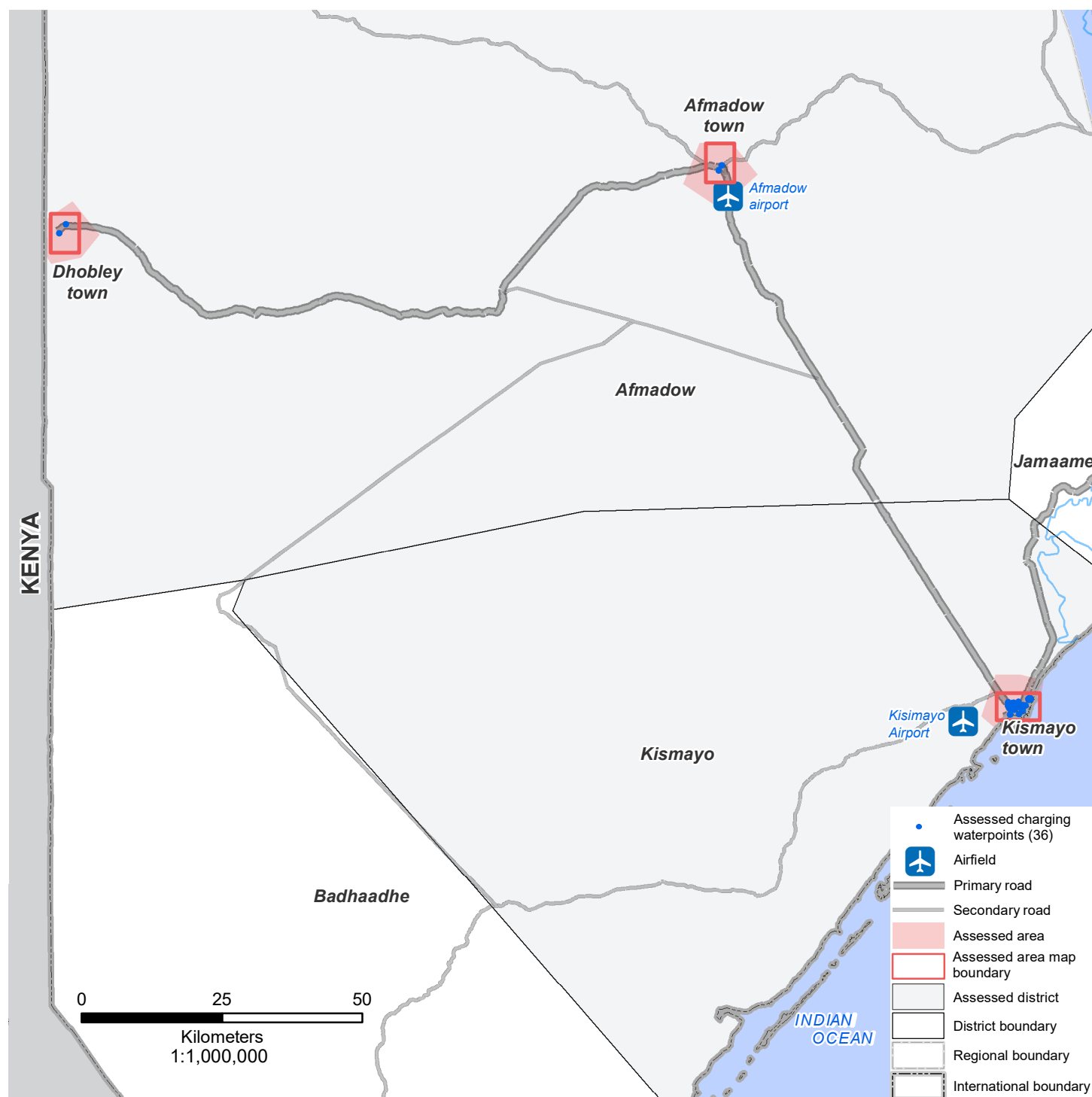
April data collection in Lower Juba was conducted through a quantitative survey between 27 - 28 April, focusing only on those water points in the region that are charging for water. The assessment has followed the official district boundaries of the region.

All prices are shown in US Cents for 90L of water. This is the daily amount used by a household of six members, consuming the minimum Sphere standard of 15L water per person per day. Price changes are subject to exchange rate.

### Key Findings

- This factsheet presents information collected from 4 water points in Afmadow District and 32 water points in Kismayo District in the Lower Juba Region.
- There was reportedly no change in prices of water from March to April in all the assessed water points in Lower Juba.
- All assessed water points in Lower Juba reportedly have their water treated at the distribution point. The majority of these (83%) have it treated through chlorination, while 17% have it treated using aquatabs.

### Assessed Water Points



## Assessed Water Points

Number of assessed water points:

March	37
April	36

Number of assessed water points, by type:

Region	#	%
Kiosk	19	53%
Shallow well	13	36%
Borehole	4	11%

Districts

Afmadow	#	%
Borehole	4	100%

Kismayo

	#	%
Kiosk	19	59%
Shallow well	13	41%

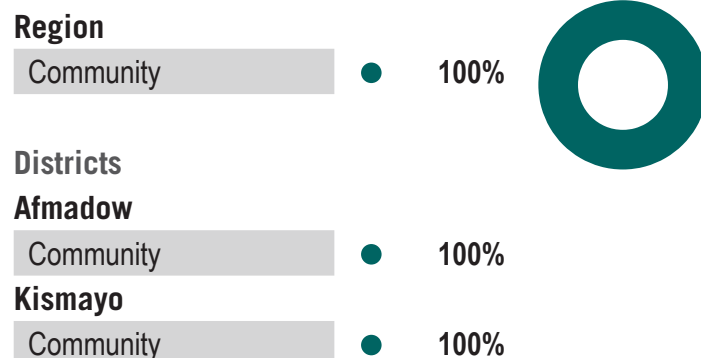
## Most Reported Problems

Water points reportedly having the following problems: (Respondents could select multiple options)

Region	#	%
No Problem	36	100%

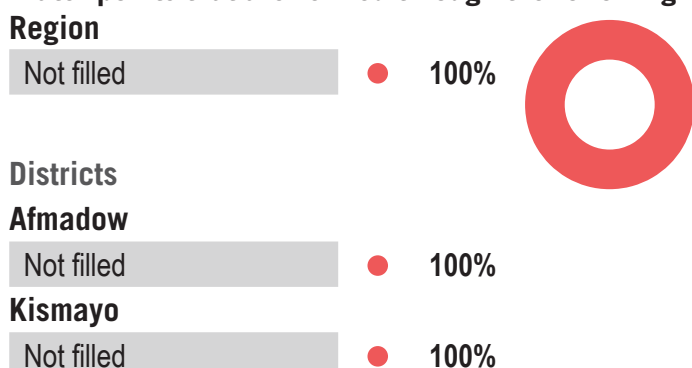
## Water Point Administrator

Water points with the following administrator:



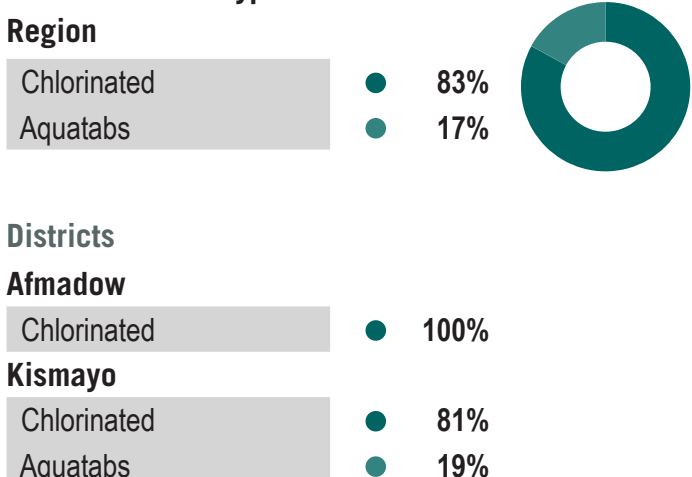
## Water Point Filling

Water points that are refilled through the following:



## Types of Water Treatment

Water treatment types:



## Water Price

Prices are shown in US Cents

1 USD = 23,000 SOS as of April 2018, average exchange rate reported. Price changes were calculated based on the average change across water points.

Average Price:

Region	March	April	% Change
Lower Juba	40	40	0%

District

Afmadow	39	39	0%
Kismayo	40	40	0%

Median Price:

Region	March	April	% Change
Lower Juba	39	39	0%

District

Afmadow	39	39	0%
Kismayo	39	39	0%

## Water Price, by Water Point Administrator

Average price:

Region	March	April	% Change
Community	40	40	0%

District

Afmadow

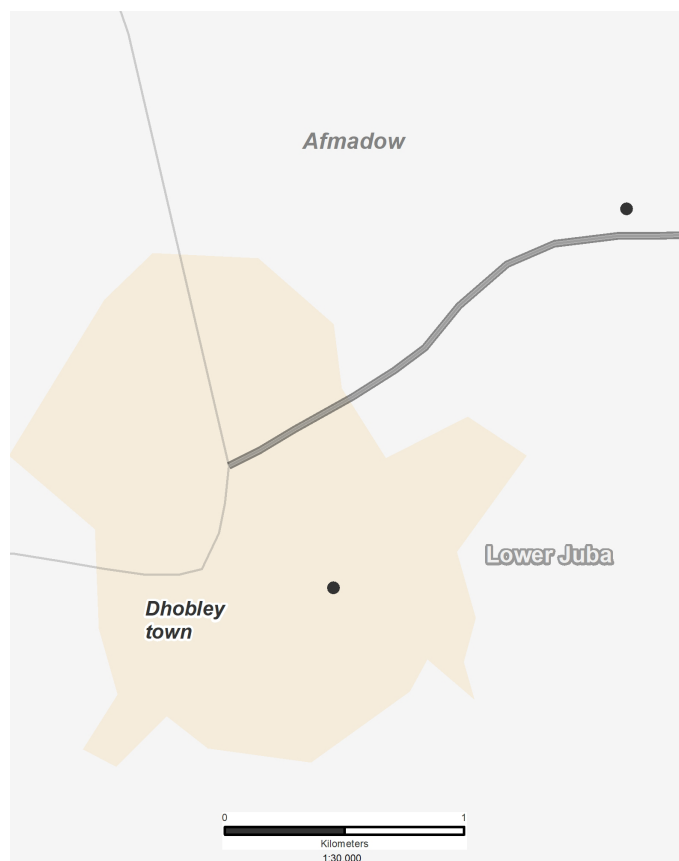
Community	39	39	0%
-----------	----	----	----

Kismayo

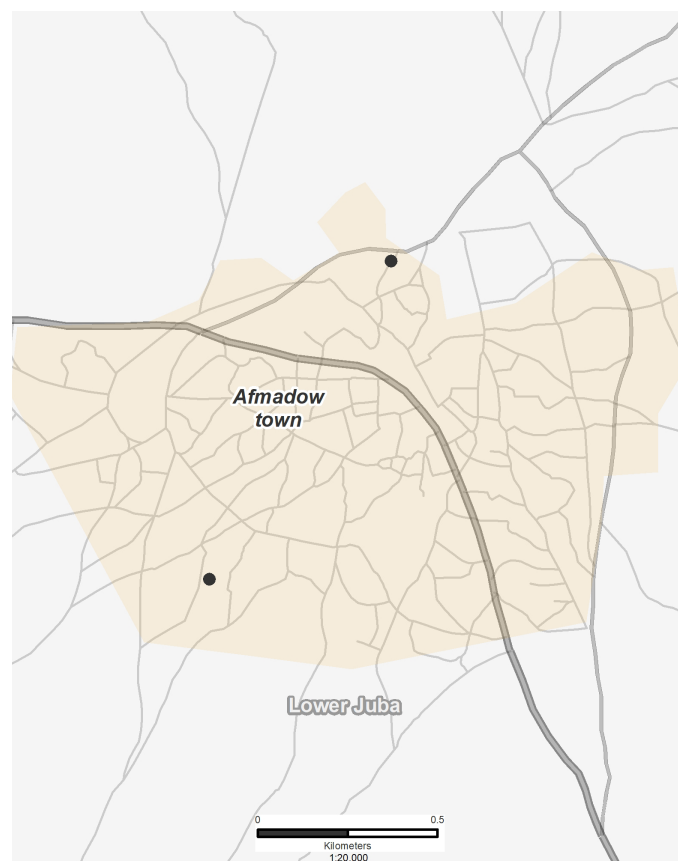
Community	40	40	0%
-----------	----	----	----

## Water Price, by Area

### Area 1: Dhobley Town



### Area 2: Afmadow Town



### Area 3: Kismayo Town

