

Introduction

This multi-sector needs assessment is part of a monthly data collection exercise which aims to gather information about needs and the humanitarian situation inside Syria. The factsheets present information collected in February 2017, referring to the situation in January 2017.

These factsheets present information at the community level for seventeen sub-districts in Dar'a governorate. In Dar'a City, neighbourhood-level data has been collected, and information is presented at this level*. Selected key indicators for the following sectors are included in the factsheets: displacement, shelter, NFIs, health, food security, WASH and education. The factsheets do not cover the entire range of indicators gathered in the questionnaire.

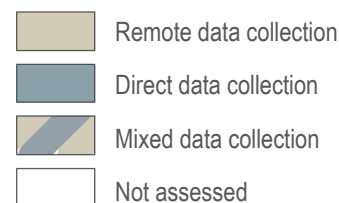
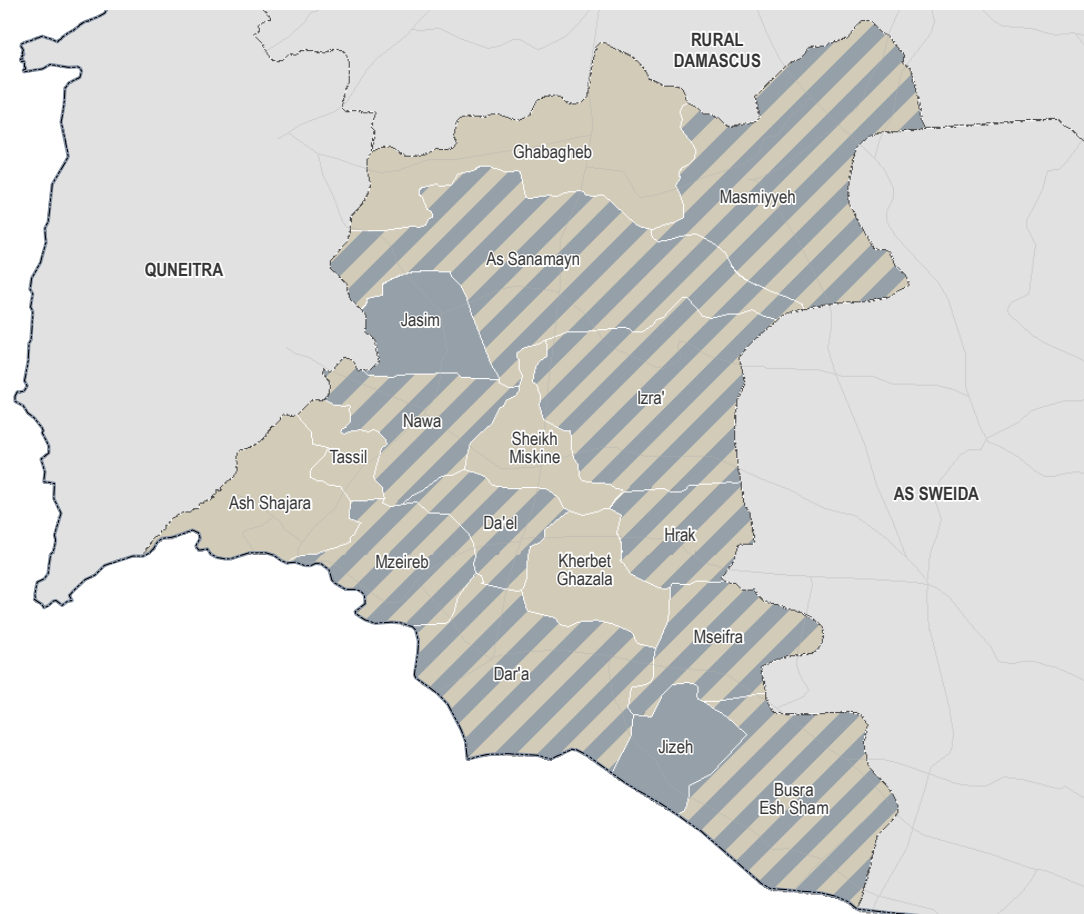
For full visualisation of all indicators collected, please see the SIMAWG Needs Identification Dynamic Reporting Tool, available here: <http://www.reach-info.org/syr/simawg/>

Methodology and limitations

These findings are based on data collected both directly (in Jordan) and remotely (in Jordan, Lebanon, Kurdistan Region of Iraq and Turkey) from Key Informants residing in communities throughout Syria.

Information was collected from Key Informants in 126 communities in 17 sub-districts of Dar'a governorate. For each question asked, confidence levels are assigned based on the Key Informant's area of expertise and knowledge of the sector-specific situation.

For a full description of the methodology, please see the Terms of Reference, available on the [REACH Resource Centre](#).



PDF: click on sub-district name to jump to factsheet

Shelter

Most common shelter

- Independent apartment or house
- Shared apartment or house
- Unfinished apartment or house
- Tent
- Private space not for shelter
- Cave/natural shelter
- Collective public space not for shelter

No IDPs

No information

Min - Max: rent paid per room (where known)

Abdin

NDPs IDPs
2000 - 3000 SYP

Abu Hartein

NDPs IDPs
No info

Al-Qusayr

NDPs IDPs
2000 - 3000 SYP

Arda

NDPs IDPs
1500 - 2500 SYP

Ash Shajara

NDPs IDPs
2000 - 4000 SYP

Beit Ara

NDPs IDPs
No info

- 12/17 communities assessed (6 communities are shown on the next factsheet):

Abdin
Abu Hartein
Al-Qusayr
Arda
Ash Shajara
Beit Ara

Livelihoods

Most common strategies used to cope with lack of income / resources

Abdin

Borrowing from family/friends
High risk/illegal work
Selling household assets

Abu Hartein

Borrowing from family/friends

Al-Qusayr

Borrowing from family/friends
High risk/illegal work
Selling household assets

Arda

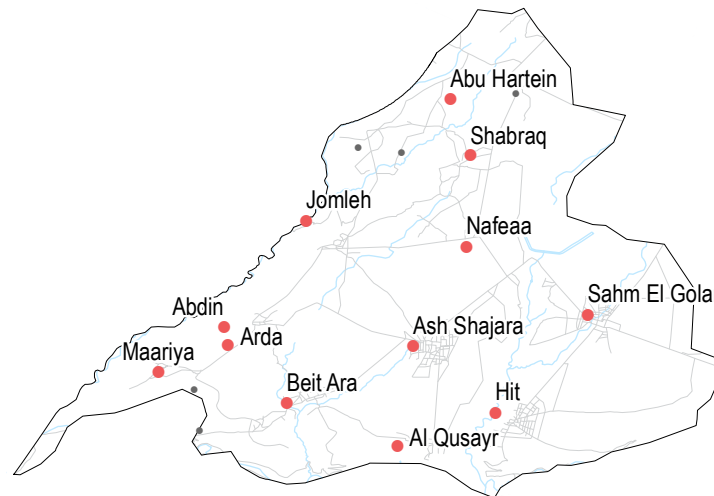
Borrowing from family/friends
High risk/illegal work
Selling household assets

Ash Shajara

High risk/illegal work
Selling household assets
Reducing meal size

Beit Ara

Spending days without eating
Eating weeds



Displacement

Abdin

76-100%
 No No info

Abu Hartein

26-50%
 No No info

Al-Qusayr

51-75%
 No No info

Arda

76-100%
 No No info

% of pre-conflict population remaining

IDPs already living in village

IDPs arrived in last month

No information

Ash Shajara

76-100%
 Yes No

Beit Ara

51-75%
 No No info

NFIs

Abdin

B NA
D NA
F 89000 SYP

Abu Hartein

B 9000 SYP
D 750 SYP
F NA

Al-Qusayr

B NA
D NA
F 88000 SYP

Arda

B NA
D NA
F 89000 SYP

Ash Shajara

B NA
D NA
F 85000 SYP

Beit Ara

B NA
D NA
F 90000 SYP

Most common electricity source

Main network

Generator

No source available

No information

Fuel Prices

B Butane (cannister)

D Diesel (litre)

F Firewood (tonne)

NA: not available for purchase

Health

Most common health problems

Abdin

Chronic disease with no access to medicine
 Maternal health issues
 Severe diseases affecting those aged less than 5

Arda

Chronic disease with no access to medicine
 Acute respiratory infections
 Severe diseases affecting those aged less than 5

Ash Shajara

Chronic disease with no access to medicine
 Acute respiratory infections
 Severe diseases affecting those aged less than 5

Beit Ara

Diarrhea
 Acute respiratory infections
 Malnutrition

• 12/17 communities assessed (6 communities are shown on the next factsheet):

- Abdin
- Abu Hartein
- Al-Qusayr
- Arda
- Ash Shajara
- Beit Ara

Food Security

Ash Shajara

Bread: no info
 Rice: no info
 Lentils: no info
 Cooking oil: no info
 Sugar: no info

Beit Ara

Bread: no info
 Rice: no info
 Lentils: no info
 Cooking oil: no info
 Sugar: no info

Abdin

Bread: no info
 Rice: no info
 Lentils: no info
 Cooking oil: no info
 Sugar: no info

Abu Hartein

Bread: no info
 Rice: 800 SYP
 Lentils: 300 SYP
 Cooking oil: 900 SYP
 Sugar: 600 SYP

Al-Qusayr

Bread: no info
 Rice: no info
 Lentils: no info
 Cooking oil: no info
 Sugar: no info

Arda

Bread: no info
 Rice: no info
 Lentils: no info
 Cooking oil: no info
 Sugar: no info

Main challenges to obtaining food

- No challenges
- Some foods unavailable
- Local production decreased
- Lack of access to market
- Some foods expensive
- Lack of resources to buy food available in markets
- Lack of access to fuel
- Cooking fuel not available
- No information

Bread (public): 1 pack
 Rice, lentils, sugar: 1 kg
 Cooking oil: 1 litre

WASH

Most common water source

Status of source

- Water is safe to drink
- Water tastes/smells bad
- People sick after drinking
- No information

Change in available water since last month

- More water
- No change
- Less water
- No information

Most common method of garbage disposal

Abdin

Water trucking
 Left in street / public area

Abu Hartein

Water trucking
 Left in street / public area

Al-Qusayr

Water trucking
 Left in street / public area

Arda

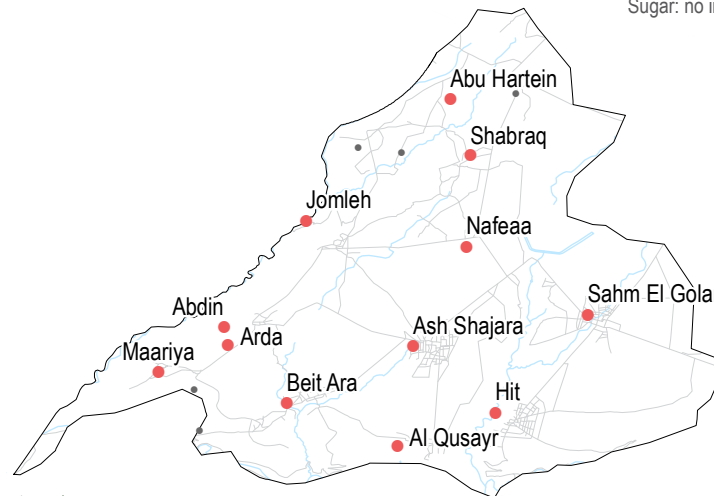
Water trucking
 Left in street / public area

Beit Ara

Water trucking
 Left in street / public area

Ash Shajara

Water trucking
 Public free collection



Education

Abdin

Most children accessed education

Abu Hartein

Services not accessible

Al-Qusayr

Unsafe route to services

Arda

Most children accessed education

Status of primary schools in village

- Functioning
- Not functioning
- Not available
- No information
- Barriers to accessing education services

Ash Shajara

Unsafe route to services

Beit Ara

Lack of teaching staff
 Lack of school supplies

Shelter

Most common shelter

- Independent apartment or house
- Shared apartment or house
- Unfinished apartment or house
- Tent
- Private space not for shelter
- Cave/natural shelter
- Collective public space not for shelter

- No IDPs
 - No information
- Min - Max: rent paid per room (where known)

Hit

NDPs IDPs
10000 - 15000 SYP

Jomleh

NDPs IDPs
2000 - 3000 SYP

Maariya

NDPs IDPs
1500 - 2000 SYP

Nafeaa

NDPs IDPs
2000 - 3000 SYP

Sahm El Golan

NDPs IDPs
4000 - 6000 SYP

Shabraq

NDPs IDPs
2000 - 3000 SYP

• 12/17 communities assessed (6 communities are shown on the previous factsheet):

- Hit
- Jomleh
- Maariya
- Nafeaa
- Sahm El Golan
- Shabraq

Livelihoods

Most common strategies used to cope with lack of income / resources

Hit

- Borrowing from family/friends
- Selling household assets

Jomleh

- Borrowing from family/friends
- High risk/illegal work
- Selling household assets

Maariya

- Borrowing from family/friends
- High risk/illegal work
- Selling household assets

Nafeaa

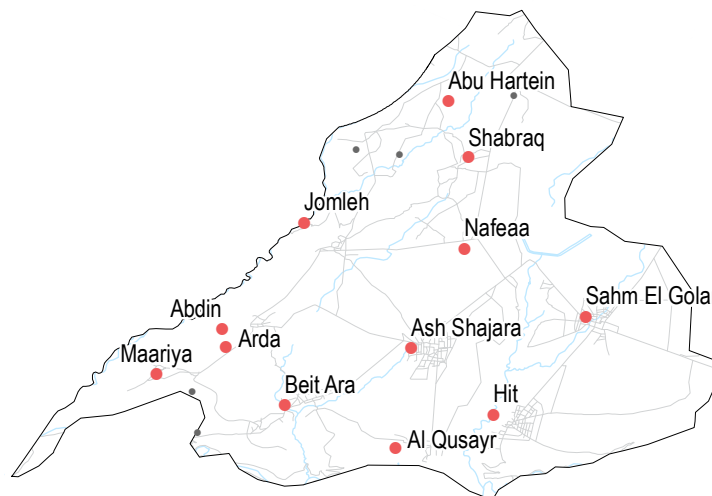
- High risk/illegal work
- Selling household assets
- Skipping meals

Sahm El Golan

- High risk/illegal work
- Selling household assets

Shabraq

- Borrowing from family/friends
- High risk/illegal work
- Selling household assets



Displacement

Hit

76-100%
 No No info

Jomleh

51-75%
 No No info

Maariya

51-75%
 No No info

Nafeaa

51-75%
 No No info

% of pre-conflict population remaining

IDPs already living in village

IDPs arrived in last month

No information

Sahm El Golan

76-100%
 Yes Yes

Shabraq

76-100%
 No No info

NFIs

Hit

B 8000 SYP
D 350 SYP
F 70000 SYP

Jomleh

B NA
D NA
F 90000 SYP

Maariya

B NA
D NA
F 91000 SYP

Nafeaa

B NA
D NA
F NA

Sahm El Golan

B 8500 SYP
D 220 SYP
F 58000 SYP

Shabraq

B NA
D NA
F 92000 SYP

Most common electricity source

Main network

Generator

No source available

No information

Fuel Prices

B Butane (cannister)

D Diesel (litre)

F Firewood (tonne)

NA: not available for purchase

Health

Most common health problems

Maariya

Chronic disease with no access to medicine
 Acute respiratory infections
 Severe diseases affecting those aged less than 5

Nafeaa

Chronic disease with no access to medicine
 Acute respiratory infections
 Severe diseases affecting those aged less than 5

Sahm El Golan

Disabilities
 Acute respiratory infections
 Severe diseases affecting those aged less than 5

Shabraq

Chronic disease with no access to medicine
 Acute respiratory infections
 Severe diseases affecting those aged less than 5

Hit

Diarrhea
 Skin disease
 Communicable diseases

Jomleh

Chronic disease with no access to medicine
 Acute respiratory infections
 Severe diseases affecting those aged less than 5

• 12/17 communities assessed (6 communities are shown on the previous factsheet):

- Hit
- Jomleh
- Maariya
- Nafeaa
- Sahm El Golan
- Shabraq

Food Security

Sahm El Golan

Bread: no info
 Rice: 400 SYP
 Lentils: 250 SYP
 Cooking oil: 900 SYP
 Sugar: 425 SYP

Hit

Bread: 200 SYP
 Rice: 700 SYP
 Lentils: 500 SYP
 Cooking oil: 900 SYP
 Sugar: 475 SYP

Maariya

Bread: no info
 Rice: no info
 Lentils: no info
 Cooking oil: no info
 Sugar: no info

Shabraq

Bread: no info
 Rice: no info
 Lentils: no info
 Cooking oil: no info
 Sugar: no info

Jomleh

Bread: no info
 Rice: no info
 Lentils: no info
 Cooking oil: no info
 Sugar: no info

Nafeaa

Bread: no info
 Rice: no info
 Lentils: no info
 Cooking oil: no info
 Sugar: no info

Main challenges to obtaining food

- No challenges
- Some foods unavailable
- Local production decreased
- Lack of access to market
- Some foods expensive
- Lack of resources to buy food available in markets
- Lack of access to fuel
- Cooking fuel not available
- No information

Bread (public): 1 pack
 Rice, lentils, sugar: 1 kg
 Cooking oil: 1 litre

WASH

Most common water source

Status of source

- Water is safe to drink
- Water tastes/smells bad
- People sick after drinking
- No information

Change in available water since last month

- More water
- No change
- Less water
- No information

Most common method of garbage disposal

Hit

Water trucking
 Private paid collection

Jomleh

Water trucking
 Left in street / public area

Maariya

Water trucking
 Left in street / public area

Nafeaa

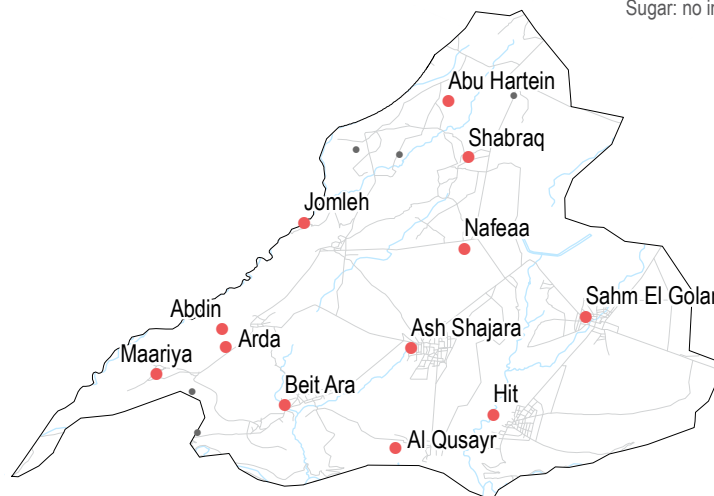
Water trucking
 Left in street / public area

Shabraq

Protected spring
 Left in street / public area

Sahm El Golan

Water trucking
 Public free collection



Education

Hit

Most children accessed education

Jomleh

Most children accessed education

Maariya

Most children accessed education

Nafeaa

Most children accessed education

Status of primary schools in village

- Functioning
- Not functioning
- Not available
- No information
- Barriers to accessing education services

Sahm El Golan

Most children accessed education

Shabraq

Most children accessed education

As Sanamayn 1/3, Dar'a Governorate

February 2017

Shelter

Most common shelter

- Independent apartment or house
- Shared apartment or house
- Unfinished apartment or house
- Tent
- Private space not for shelter
- Cave/natural shelter
- Collective public space not for shelter

- No IDPs
 - No information
- Min - Max: rent paid per room (where known)

Ankhal

NDPs IDPs
No info

As Sanamayn

NDPs IDPs
10000 - 15000 SYP

Barqa

NDPs IDPs
No info

Bsir

NDPs IDPs
No info

Eib

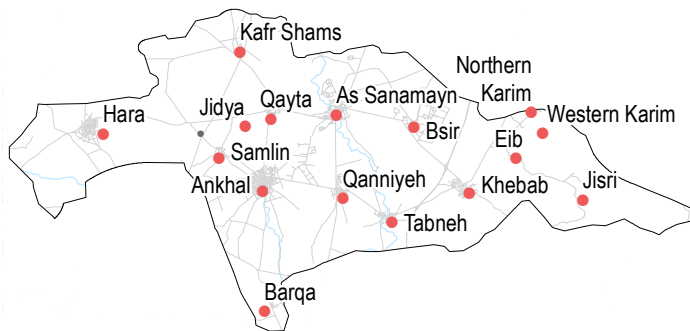
NDPs IDPs
No info

Hara

NDPs IDPs
4500 - 5500 SYP

• 16/17 communities assessed (10 communities are shown on the next two factsheets):

- Ankhal
- As Sanamayn
- Barqa
- Bsir
- Eib
- Hara



Livelihoods

Most common strategies used to cope with lack of income / resources



Ankhal

- Borrowing from family/friends
- Reducing meal size



As Sanamayn

- Taking loans/buying on credit
- Borrowing from family/friends
- Reducing meal size



Barqa

- Borrowing from family/friends
- Skipping meals
- Reducing meal size



Bsir

- Taking loans/buying on credit
- Borrowing from family/friends
- Skipping meals



Eib

- Borrowing from family/friends
- Selling household assets
- Reducing meal size



Hara

- Borrowing from family/friends
- Skipping meals
- Reducing meal size

Displacement

Ankhal

51-75%
Yes No

As Sanamayn

51-75%
No No info

Barqa

76-100%
No No info

Bsir

76-100%
No No info

% of pre-conflict population remaining

IDPs already living in village

IDPs arrived in last month

No information

Eib

1-25%
No No info

Hara

51-75%
Yes No

NFIs

Ankhal

B 7000 SYP
D 350 SYP
F 70000 SYP

As Sanamayn

B 3500 SYP
D 200 SYP
F 50000 SYP

Barqa

B 8500 SYP
D 320 SYP
F 70000 SYP

Bsir

B 3500 SYP
D 350 SYP
F 75000 SYP

Eib

B 9000 SYP
D 360 SYP
F NA

Hara

B 10000 SYP
D 350 SYP
F 75000 SYP

Most common electricity source

Main network

Generator

No source available

No information

Fuel Prices

B Butane (cannister)

D Diesel (litre)

F Firewood (tonne)

NA: not available for purchase

Health

Most common health problems

Barqa

Skin disease
 Chronic disease with no access to medicine
 Acute respiratory infections

Hara

Diarrhea
 Chronic disease with no access to medicine
 Acute respiratory infections

Ankhal

Chronic disease with no access to medicine
 Pregnancy related diseases
 Severe diseases affecting those aged less than 5

As Sanamayn

Communicable diseases
 Chronic disease with no access to medicine
 Injuries

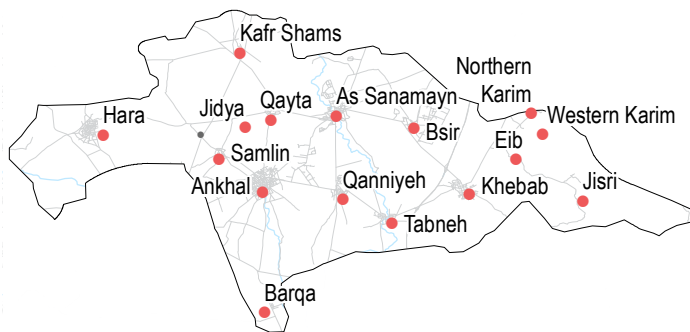
Bsir

Communicable diseases
 Chronic disease with no access to medicine
 Acute respiratory infections

Eib

Communicable diseases
 Chronic disease with no access to medicine
 Acute respiratory infections

• 16/17 communities assessed (10 communities are shown on the next two factsheets):
 Ankhal
 As Sanamayn
 Barqa
 Bsir
 Eib
 Hara



Food Security

Eib

Bread: no info
 Rice: 400 SYP
 Lentils: 400 SYP
 Cooking oil: 700 SYP
 Sugar: 400 SYP

Ankhal

Bread: no info
 Rice: 650 SYP
 Lentils: 400 SYP
 Cooking oil: 750 SYP
 Sugar: 400 SYP

Barqa

Bread: no info
 Rice: 450 SYP
 Lentils: 400 SYP
 Cooking oil: 700 SYP
 Sugar: 400 SYP

Hara

Bread: no info
 Rice: 650 SYP
 Lentils: 400 SYP
 Cooking oil: 750 SYP
 Sugar: 400 SYP

As Sanamayn

Bread: 100 SYP
 Rice: 400 SYP
 Lentils: 400 SYP
 Cooking oil: 700 SYP
 Sugar: 400 SYP

Bsir

Bread: 100 SYP
 Rice: 450 SYP
 Lentils: 400 SYP
 Cooking oil: 650 SYP
 Sugar: 375 SYP

Main challenges to obtaining food

- No challenges
- Some foods unavailable
- Local production decreased
- Lack of access to market
- Some foods expensive
- Lack of resources to buy food available in markets
- Lack of access to fuel
- Cooking fuel not available

No information

Bread (public): 1 pack
 Rice, lentils, sugar: 1 kg
 Cooking oil: 1 litre

WASH

Most common water source

Status of source

- Water is safe to drink
- Water tastes/smells bad
- People sick after drinking
- No information

Change in available water since last month

- More water
- No change
- Less water
- No information

Most common method of garbage disposal

Ankhal

Closed well
 Public free collection

As Sanamayn

Network
 Public free collection

Barqa

Closed well
 Public free collection

Bsir

Network
 Public free collection

Hara

Closed well
 Public free collection

Eib

Closed well
 Public free collection

Education

Ankhal

Most children accessed education

As Sanamayn

Most children accessed education

Barqa

Most children accessed education

Bsir

Most children accessed education

Status of primary schools in village

- Functioning
- Not functioning
- Not available
- No information
- Barriers to accessing education services

Eib

Some facilities destroyed
 Lack of school supplies
 Services are too far

Hara

Most children accessed education

Shelter

Most common shelter

- Independent apartment or house
- Shared apartment or house
- Unfinished apartment or house
- Tent
- Private space not for shelter
- Cave/natural shelter
- Collective public space not for shelter

- No IDPs
- No information

Min - Max: rent paid per room (where known)

Jidya

- NDPs
- IDPs
- No info

Jisri

- NDPs
- IDPs
- No info

Kafr Shams

- NDPs
- IDPs
- No info

Khebab

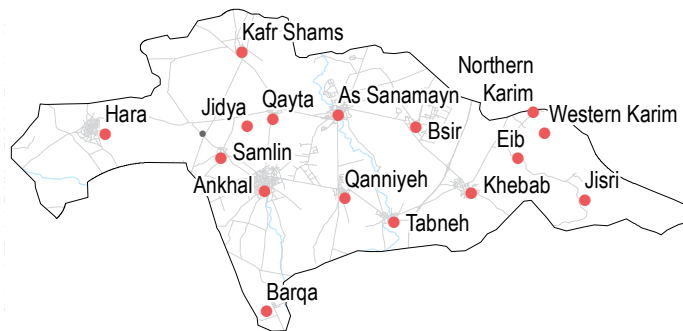
- NDPs
- IDPs
- 10000 - 15000 SYP

Northern Karim

- NDPs
- IDPs
- No info

- 16/17 communities assessed (6 communities are shown on the previous factsheet, 5 communities are shown on the next factsheet):

Jidya
Jisri
Kafr Shams
Khebab
Northern Karim



Livelihoods

Most common strategies used to cope with lack of income / resources

Jidya

Borrowing from family/friends

Khebab

Taking loans/buying on credit
Borrowing from family/friends
Reducing meal size

Jisri

No info

Northern Karim

Borrowing from family/friends
High risk/illegal work

Kafr Shams

Borrowing from family/friends
Skipping meals
Reducing meal size

Displacement

Jidya

- 26-50%
- No
- No info

Jisri

- None
- No info
- No info

Kafr Shams

- 51-75%
- Yes
- Yes

Khebab

- 76-100%
- No
- No info

% of pre-conflict population remaining

IDPs already living in village

IDPs arrived in last month

No information

Northern Karim

- 51-75%
- No
- No info

NFIs

Jidya

- B** 2800 SYP
- D** 175 SYP
- F** 80000 SYP

Jisri

- B** No info
- D** No info
- F** No info

Kafr Shams

- B** 7000 SYP
- D** 375 SYP
- F** 70000 SYP

Khebab

- B** 3500 SYP
- D** 200 SYP
- F** 75000 SYP

Northern Karim

- B** 5200 SYP
- D** 280 SYP
- F** 65000 SYP

Most common electricity source

- Main network
- Generator
- No source available
- No information

Fuel Prices

- B** Butane (cannister)
- D** Diesel (litre)
- F** Firewood (tonne)

NA: not available for purchase

Health

Most common health problems

Kafr Shams

Diarrhea
 Acute respiratory infections
 Severe diseases affecting those aged less than 5

Khebab

Communicable diseases
 Chronic disease with no access to medicine
 Injuries

Northern Karim

Diarrhea
 Severe diseases affecting those aged less than 5

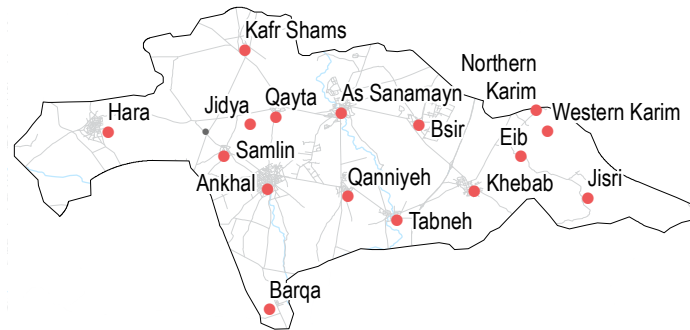
Jidya

Diarrhea
 Acute respiratory infections
 Fever

Jisri

No info

• 16/17 communities assessed (6 communities are shown on the previous factsheet, 5 communities are shown on the next factsheet):
 Jidya
 Jisri
 Kafr Shams
 Khebab
 Northern Karim



Food Security

Northern Karim Jidya

Bread: 125 SYP
 Rice: 700 SYP
 Lentils: 450 SYP
 Cooking oil: 675 SYP
 Sugar: 400 SYP

Kafr Shams

Bread: no info
 Rice: 650 SYP
 Lentils: 400 SYP
 Cooking oil: 750 SYP
 Sugar: 400 SYP

Jisri

Bread: no info
 Rice: no info
 Lentils: no info
 Cooking oil: no info
 Sugar: no info

Khebab

Bread: 100 SYP
 Rice: 400 SYP
 Lentils: 400 SYP
 Cooking oil: 700 SYP
 Sugar: 400 SYP

Main challenges to obtaining food

- No challenges
 - Some foods unavailable
 - Local production decreased
 - Lack of access to market
 - Some foods expensive
 - Lack of resources to buy food available in markets
 - Lack of access to fuel
 - Cooking fuel not available
 - No information
- Bread (public): 1 pack
 Rice, lentils, sugar: 1 kg
 Cooking oil: 1 litre

WASH

Most common water source

Status of source

- Water is safe to drink
- Water tastes/smells bad
- People sick after drinking
- No information

Change in available water since last month

- More water
- No change
- Less water
- No information

Most common method of garbage disposal

Jidya

Closed well
 Public free collection

Jisri

No info
 No info

Kafr Shams

Closed well
 Public free collection

Khebab

Network
 Public free collection

Northern Karim

Closed well
 Buried / burned

Education

Jidya

Most children accessed education

Jisri

No info

Kafr Shams

Most children accessed education

Khebab

Most children accessed education

Status of primary schools in village

- Functioning
- Not functioning
- Not available
- No information
- Barriers to accessing education services

Northern Karim

Most children accessed education

Shelter

Most common shelter

- Independent apartment or house
- Shared apartment or house
- Unfinished apartment or house
- Tent
- Private space not for shelter
- Cave/natural shelter
- Collective public space not for shelter

- No IDPs
- No information

Min - Max: rent paid per room (where known)

Qanniyeh

NDPs IDPs
3500 - 4000 SYP

Qayta

NDPs IDPs
3500 - 4500 SYP

Samlin

NDPs IDPs
No info

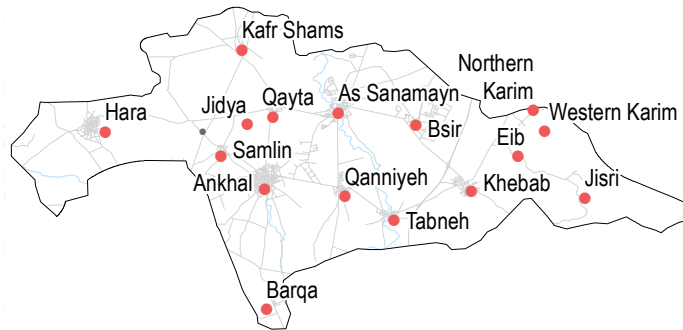
Tabneh

NDPs IDPs
No info

Western Karim

NDPs IDPs
No info

- 16/17 communities assessed (11 communities are shown on the previous two factsheets):
- Qanniyeh
- Qayta
- Samlin
- Tabneh
- Western Karim



Livelihoods

Most common strategies used to cope with lack of income / resources

Qanniyeh
Borrowing from family/friends
Reducing meal size

Tabneh
Taking loans/buying on credit
Borrowing from family/friends
Skipping meals

Qayta
Borrowing from family/friends
Skipping meals
Reducing meal size

Western Karim
Borrowing from family/friends
High risk/illegal work

Samlin
Borrowing from family/friends
High risk/illegal work
Reducing meal size

Displacement

Qanniyeh

51-75%
 No No info

Qayta

51-75%
 No No info

Samlin

51-75%
 No No info

Tabneh

76-100%
 No No info

- % of pre-conflict population remaining
- IDPs already living in village
- IDPs arrived in last month
- No information

Western Karim

51-75%
 Yes No

NFIs

Qanniyeh

B 2800 SYP
D 175 SYP
F NA

Qayta

B 2800 SYP
D 175 SYP
F 80000 SYP

Samlin

B 9500 SYP
D 260 SYP
F 75000 SYP

Tabneh

B 3500 SYP
D 320 SYP
F 75000 SYP

Western Karim

B 6000 SYP
D 275 SYP
F 65000 SYP

- Most common electricity source
- Main network
 - Generator
 - No source available
 - No information

- Fuel Prices
- B** Butane (cannister)
 - D** Diesel (litre)
 - F** Firewood (tonne)
- NA: not available for purchase

Health

Most common health problems

Samlin

Communicable diseases
 Chronic disease with no access to medicine
 Acute respiratory infections

Tabneh

Communicable diseases
 Chronic disease with no access to medicine
 Acute respiratory infections

Qanniyeh

Maternal health issues
 Acute respiratory infections
 Severe diseases affecting those aged less than 5

Qayta

Pregnancy related diseases
 Maternal health issues
 Severe diseases affecting those aged less than 5

Western Karim

Diarrhea
 Acute respiratory infections
 Severe diseases affecting those aged less than 5

- 16/17 communities assessed (11 communities are shown on the previous two factsheets):
 Qanniyeh
 Qayta
 Samlin
 Tabneh
 Western Karim

Food Security

Western Karim

Bread: 125 SYP
 Rice: 700 SYP
 Lentils: 450 SYP
 Cooking oil: 700 SYP
 Sugar: 400 SYP

Qanniyeh

Bread: 75 SYP
 Rice: 650 SYP
 Lentils: 400 SYP
 Cooking oil: 750 SYP
 Sugar: 375 SYP

Samlin

Bread: no info
 Rice: 400 SYP
 Lentils: 400 SYP
 Cooking oil: 700 SYP
 Sugar: 400 SYP

Qayta

Bread: 75 SYP
 Rice: 650 SYP
 Lentils: 400 SYP
 Cooking oil: 750 SYP
 Sugar: 375 SYP

Tabneh

Bread: 100 SYP
 Rice: 500 SYP
 Lentils: 400 SYP
 Cooking oil: 650 SYP
 Sugar: 400 SYP

Main challenges to obtaining food

- No challenges
- Some foods unavailable
- Local production decreased
- Lack of access to market
- Some foods expensive
- Lack of resources to buy food available in markets
- Lack of access to fuel
- Cooking fuel not available
- No information

Bread (public): 1 pack
 Rice, lentils, sugar: 1 kg
 Cooking oil: 1 litre

WASH

Most common water source

Status of source

- Water is safe to drink
- Water tastes/smells bad
- People sick after drinking
- No information

Change in available water since last month

- More water
- No change
- Less water
- No information

Most common method of garbage disposal

Qanniyeh

Closed well
 Public free collection

Qayta

Closed well
 Public free collection

Samlin

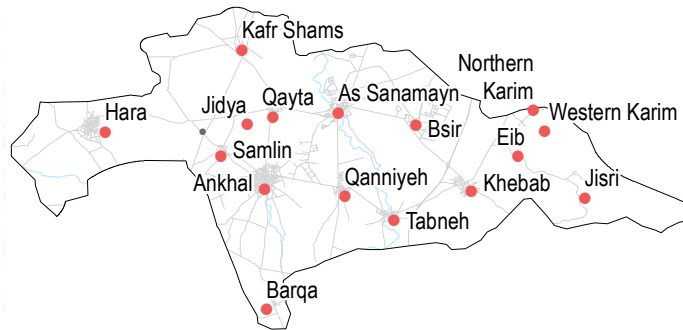
Closed well
 Left in street / public area

Tabneh

Network
 Public free collection

Western Karim

Closed well
 Buried / burned



Education

Qanniyeh

Most children accessed education

Qayta

Most children accessed education

Samlin

Most children accessed education

Tabneh

Most children accessed education

Status of primary schools in village

- Functioning
- Not functioning
- Not available
- No information
- Barriers to accessing education services

Western Karim

Most children accessed education

Busra Esh Sham 1/2, Dar'a Governorate

February 2017

Shelter

Most common shelter

- Independent apartment or house
- Shared apartment or house
- Unfinished apartment or house
- Tent
- Private space not for shelter
- Cave/natural shelter
- Collective public space not for shelter

- No IDPs
- No information

Min - Max: rent paid per room (where known)

Abu Katuleh

- NDPs
- IDPs
- No info

Moraba

- NDPs
- IDPs
- No info

Busra Esh Sham

- NDPs
- IDPs
- No info

Nada

- NDPs
- IDPs
- No info

Jemrine

- NDPs
- IDPs
- No info

9/9 communities assessed (4 communities are shown on the next factsheet):

- Abu Katuleh
- Busra Esh Sham
- Jemrine
- Moraba
- Nada

Displacement

Abu Katuleh

- 51-75%
- Yes
- No

Busra Esh Sham

- 51-75%
- Yes
- Yes

Jemrine

- 51-75%
- Yes
- Yes

Moraba

- 51-75%
- Yes
- Yes

% of pre-conflict population remaining

IDPs already living in village

IDPs arrived in last month

No information

Nada

- 76-100%
- Yes
- No

Livelihoods

Most common strategies used to cope with lack of income / resources

Abu Katuleh

Borrowing from family/friends

Moraba

Children sent to work/beg
Taking loans/buying on credit
Borrowing from family/friends

Busra Esh Sham

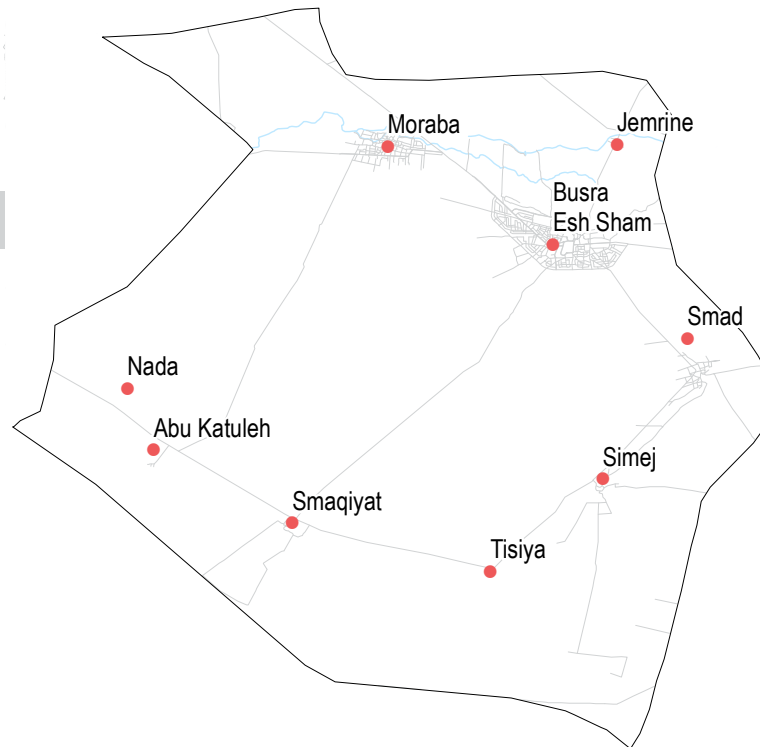
Children sent to work/beg
Taking loans/buying on credit
Borrowing from family/friends

Nada

Children sent to work/beg
Borrowing from family/friends
High risk/illegal work

Jemrine

Borrowing from family/friends
High risk/illegal work



NFIs

Abu Katuleh

- B 9000 SYP
- D 400 SYP
- F NA

Busra Esh Sham

- B 7500 SYP
- D 320 SYP
- F 60000 SYP

Jemrine

- B 9500 SYP
- D 350 SYP
- F 75000 SYP

Moraba

- B 7800 SYP
- D 300 SYP
- F 60000 SYP

Nada

- B 9000 SYP
- D 350 SYP
- F NA

Most common electricity source

- Main network
- Generator
- No source available
- No information

Fuel Prices

- B Butane (cannister)
- D Diesel (litre)
- F Firewood (tonne)

NA: not available for purchase

Busra Esh Sham 1/2, Dar'a Governorate

February 2017

Health

Most common health problems

Jemrine
 Injuries
 Acute respiratory infections
 Severe diseases affecting those aged less than 5

Moraba
 Acute respiratory infections
 Fever
 Severe diseases affecting those aged less than 5

Nada
 Chronic disease with no access to medicine
 Injuries
 Acute respiratory infections

Abu Katuleh
 Injuries
 Acute respiratory infections
 Fever

Busra Esh Sham
 Acute respiratory infections
 Fever
 Severe diseases affecting those aged less than 5

• 9/9 communities assessed (4 communities are shown on the next factsheet):
 Abu Katuleh
 Busra Esh Sham
 Jemrine
 Moraba
 Nada

Food Security

Nada
 Bread: 125 SYP
 Rice: 500 SYP
 Lentils: 400 SYP
 Cooking oil: 900 SYP
 Sugar: 450 SYP

Abu Katuleh
 Bread: no info
 Rice: no info
 Lentils: no info
 Cooking oil: no info
 Sugar: no info

Jemrine
 Bread: no info
 Rice: 700 SYP
 Lentils: 400 SYP
 Cooking oil: 700 SYP
 Sugar: 400 SYP

Busra Esh Sham Moraba

Bread: no info
 Rice: 650 SYP
 Lentils: 425 SYP
 Cooking oil: 875 SYP
 Sugar: 425 SYP

Bread: no info
 Rice: 650 SYP
 Lentils: 450 SYP
 Cooking oil: 800 SYP
 Sugar: 425 SYP

Main challenges to obtaining food

- No challenges
- Some foods unavailable
- Local production decreased
- Lack of access to market
- Some foods expensive
- Lack of resources to buy food available in markets
- Lack of access to fuel
- Cooking fuel not available
- No information

Bread (public): 1 pack
 Rice, lentils, sugar: 1 kg
 Cooking oil: 1 litre

WASH

Most common water source
 Status of source
 Water is safe to drink
 Water tastes/smells bad
 People sick after drinking
 No information
 Change in available water since last month
 More water
 No change
 Less water
 No information
 Most common method of garbage disposal
 Buried / burned

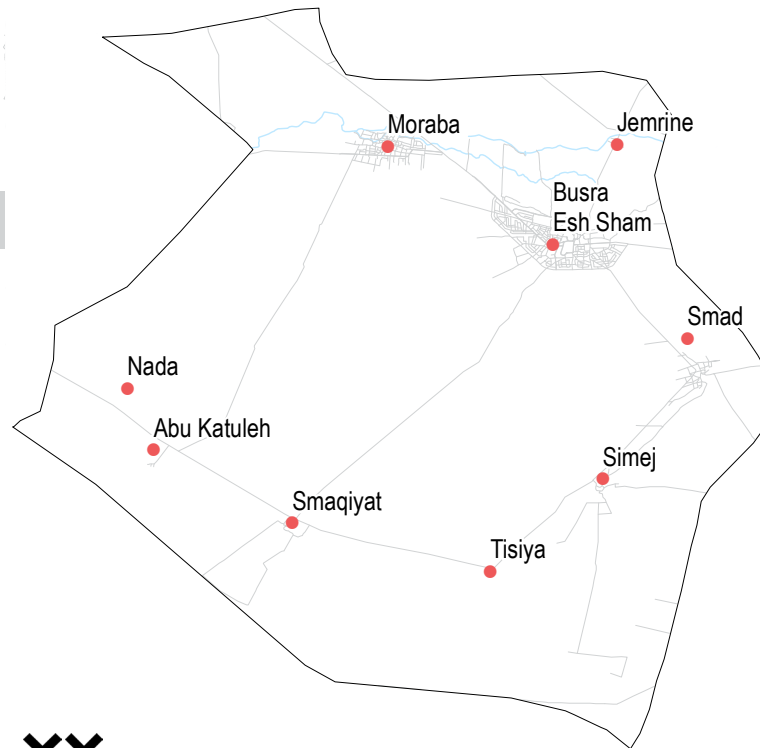
Abu Katuleh
 Water trucking
 Buried / burned

Busra Esh Sham
 Network
 Public free collection

Jemrine
 Closed well
 Public free collection

Moraba
 Network
 Public free collection

Nada
 Water trucking
 Buried / burned



Education

Abu Katuleh
 Most children accessed education

Busra Esh Sham
 Most children accessed education

Jemrine
 Most children accessed education

Moraba
 Most children accessed education

Status of primary schools in village

- Functioning
- Not functioning
- Not available
- No information
- Barriers to accessing education services

Nada
 Most children accessed education

Shelter

Most common shelter

- Independent apartment or house
- Shared apartment or house
- Unfinished apartment or house
- Tent
- Private space not for shelter
- Cave/natural shelter
- Collective public space not for shelter

- No IDPs
- No information

Min - Max: rent paid per room (where known)

Simej

- NDPs
- IDPs
- No info

Smad

- NDPs
- IDPs
- No info

Smaqiyat

- NDPs
- IDPs
- No info

Tisiya

- NDPs
- IDPs
- No info

Livelihoods

Most common strategies used to cope with lack of income / resources

Simej

- Children sent to work/beg
- Borrowing from family/friends
- Selling household assets

Smad

- Children sent to work/beg
- Taking loans/buying on credit
- Borrowing from family/friends

Smaqiyat

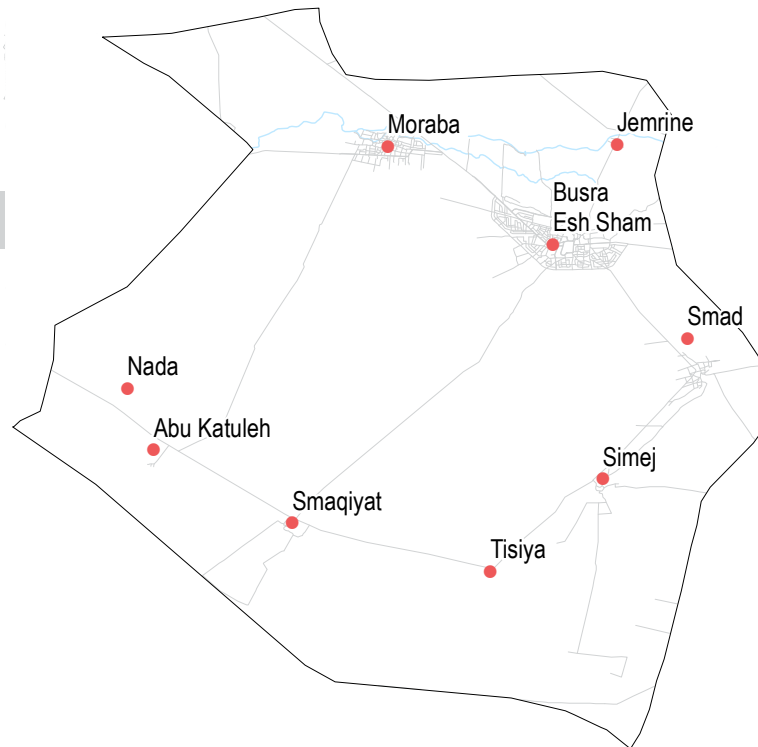
- Children sent to work/beg
- Borrowing from family/friends
- Selling household assets

Tisiya

- Children sent to work/beg
- Borrowing from family/friends
- High risk/illegal work

• 9/9 communities assessed (5 communities are shown on the previous factsheet):

- Simej
- Smad
- Smaqiyat
- Tisiya



Displacement

Simej

- 76-100%
- Yes
- No

Smad

- 51-75%
- Yes
- Yes

Smaqiyat

- 76-100%
- Yes
- No

Tisiya

- 1-25%
- Yes
- Yes

% of pre-conflict population remaining

IDPs already living in village

IDPs arrived in last month

No information

NFIs

Simej

- B** 9000 SYP
- D** 400 SYP
- F** NA

Smad

- B** 7500 SYP
- D** 310 SYP
- F** 65000 SYP

Smaqiyat

- B** 10500 SYP
- D** 350 SYP
- F** NA

Tisiya

- B** NA
- D** NA
- F** NA

Most common electricity source

Main network

Generator

No source available

No information

Fuel Prices

B Butane (cannister)

D Diesel (litre)

F Firewood (tonne)

NA: not available for purchase

Health

Most common health problems

Smaqiyat
 Chronic disease with no access to medicine
 Injuries
 Acute respiratory infections

Tisiya
 Injuries
 Acute respiratory infections
 Fever

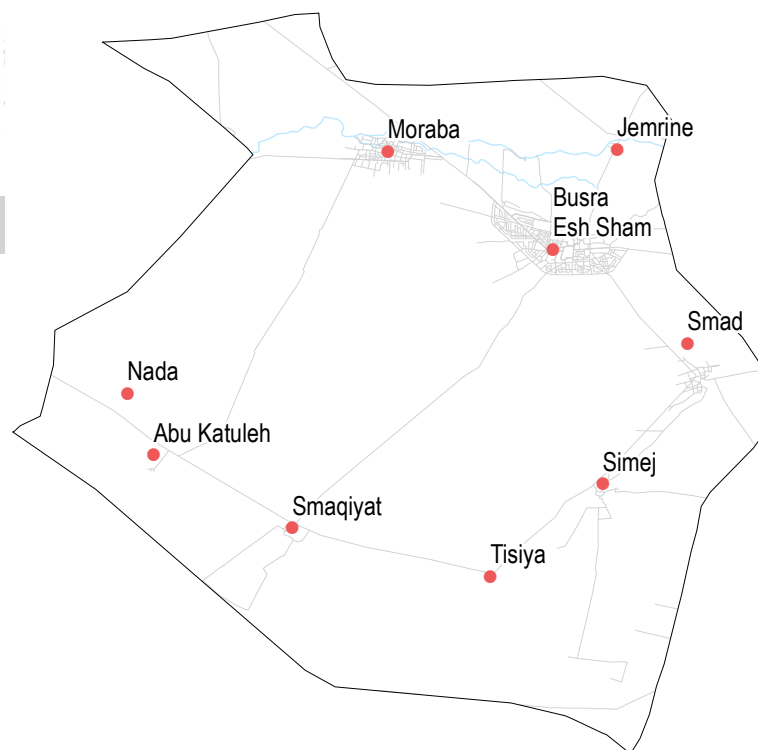
Simej

Chronic disease with no access to medicine
 Injuries
 Acute respiratory infections

Smad

Acute respiratory infections
 Fever
 Severe diseases affecting those aged less than 5

• 9/9 communities assessed (5 communities are shown on the previous factsheet):
 Simej
 Smad
 Smaqiyat
 Tisiya



Food Security

Simej

Bread: no info
 Rice: 500 SYP
 Lentils: 350 SYP
 Cooking oil: 1000 SYP
 Sugar: 450 SYP

Smad

Bread: no info
 Rice: 650 SYP
 Lentils: 425 SYP
 Cooking oil: 850 SYP
 Sugar: 425 SYP

Smaqiyat

Bread: no info
 Rice: 550 SYP
 Lentils: no info
 Cooking oil: 900 SYP
 Sugar: 450 SYP

Tisiya

Bread: no info
 Rice: no info
 Lentils: no info
 Cooking oil: no info
 Sugar: no info

Main challenges to obtaining food

- No challenges
 - Some foods unavailable
 - Local production decreased
 - Lack of access to market
 - Some foods expensive
 - Lack of resources to buy food available in markets
 - Lack of access to fuel
 - Cooking fuel not available
 - No information
- Bread (public): 1 pack
 Rice, lentils, sugar: 1 kg
 Cooking oil: 1 litre

WASH

Most common water source

Status of source

- Water is safe to drink
- Water tastes/smells bad
- People sick after drinking
- No information

Change in available water since last month

- More water
- No change
- Less water
- No information

Most common method of garbage disposal

Simej

Water trucking

Smad

Water trucking

Smaqiyat

Water trucking

Tisiya

Water trucking

Education

Simej

Most children accessed education

Smad

Most children accessed education

Smaqiyat

Most children accessed education

Tisiya

Some facilities destroyed
 Lack of teaching staff

Status of primary schools in village

- Functioning
- Not functioning
- Not available
- No information
- Barriers to accessing education services

Shelter

Most common shelter

- Independent apartment or house
- Shared apartment or house
- Unfinished apartment or house
- Tent
- Private space not for shelter
- Cave/natural shelter
- Collective public space not for shelter

- No IDPs
- No information

Min - Max: rent paid per room (where known)

Abtaa

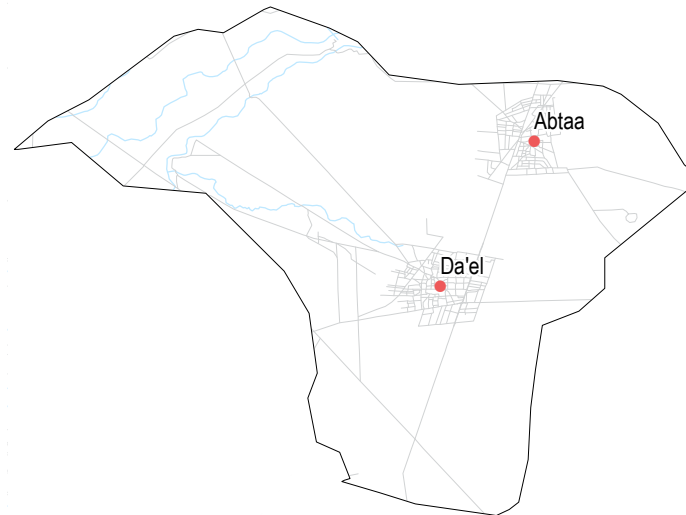
- NDPs
- IDPs
- No info

Da'el

- NDPs
- IDPs
- No info

• 2/2 communities assessed:

- Abtaa
- Da'el



Livelihoods

Most common strategies used to cope with lack of income / resources

Abtaa

- Children sent to work/beg
- Taking loans/buying on credit
- Borrowing from family/friends

Da'el

- Adults begging
- Taking loans/buying on credit
- Borrowing from family/friends

Displacement

Abtaa

- 51-75%
- No
- No info

Da'el

- 51-75%
- No
- No info

% of pre-conflict population remaining

IDPs already living in village

IDPs arrived in last month

No information

NFIs

Abtaa

- B** 8500 SYP
- D** 290 SYP
- F** 62000 SYP

Da'el

- B** 8500 SYP
- D** 290 SYP
- F** 61000 SYP

Most common electricity source

Main network

Generator

No source available

No information

Fuel Prices

B Butane (cannister)

D Diesel (litre)

F Firewood (tonne)

NA: not available for purchase

Da'el, Dar'a Governorate

February 2017

Health

Most common health problems

Abtaa



Disabilities
Maternal health issues
Severe diseases affecting those aged less than 5

Da'el



Disabilities
Pregnancy related diseases
Severe diseases affecting those aged less than 5

WASH

Most common water source

Status of source

- Water is safe to drink
- Water tastes/smells bad
- People sick after drinking
- No information

Change in available water since last month

- More water
- No change
- Less water
- No information

Most common method of garbage disposal

Abtaa

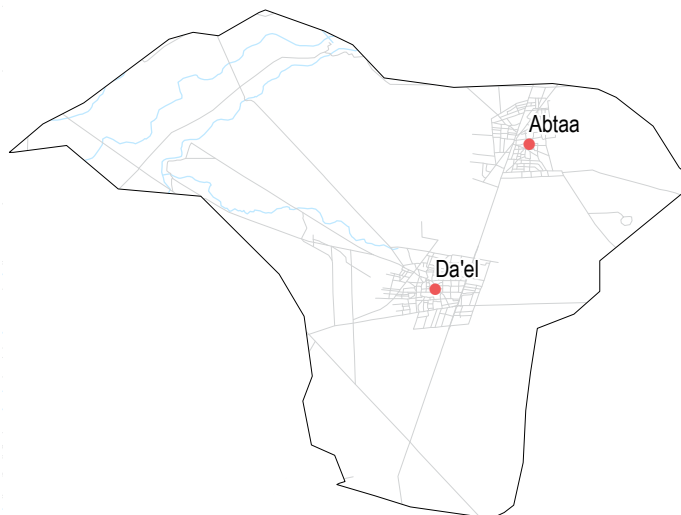
Water trucking
 Private paid collection

Da'el

Water trucking
 Private paid collection

• 2/2 communities assessed:

Abtaa
Da'el



Food Security

Abtaa



Bread: no info
Rice: 600 SYP
Lentils: 340 SYP
Cooking oil: 850 SYP
Sugar: 425 SYP

Da'el



Bread: no info
Rice: 600 SYP
Lentils: 340 SYP
Cooking oil: 800 SYP
Sugar: 450 SYP

Main challenges to obtaining food

- No challenges
 - Some foods unavailable
 - Local production decreased
 - Lack of access to market
 - Some foods expensive
 - Lack of resources to buy food available in markets
 - Lack of access to fuel
 - Cooking fuel not available
 - No information
- Bread (public): 1 pack
Rice, lentils, sugar: 1 kg
Cooking oil: 1 litre

Education

Abtaa

Most children accessed education

Da'el

Most children accessed education

Status of primary schools in village

- Functioning
- Not functioning
- Not available
- No information
- Barriers to accessing education services

Shelter

Most common shelter

- Independent apartment or house
- Shared apartment or house
- Unfinished apartment or house
- Tent
- Private space not for shelter
- Cave/natural shelter
- Collective public space not for shelter

- No IDPs
- No information

Min - Max: rent paid per room (where known)

Kahil

NDPs IDPs
10000 - 15000 SYP

Nasib

NDPs IDPs
8000 - 9000 SYP

Neimeh

NDPs IDPs
4000 - 6000 SYP

Sayda

NDPs IDPs
No info

Tiba

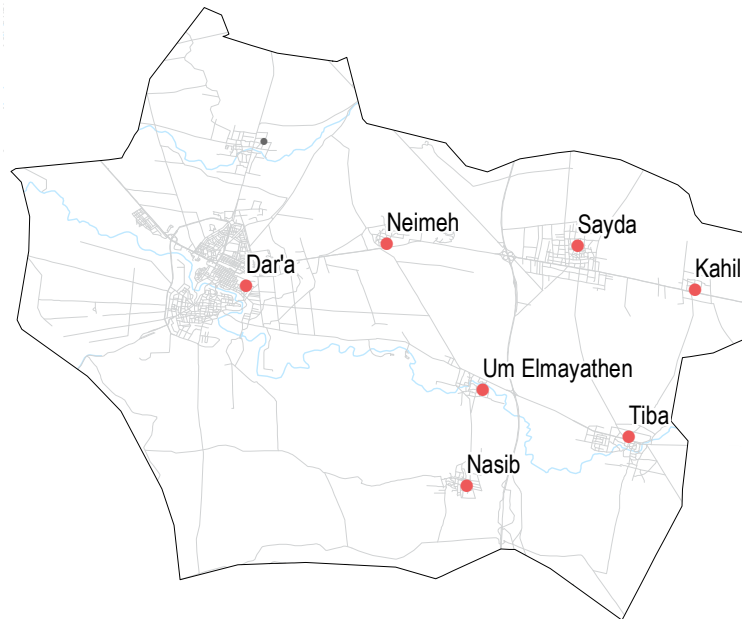
NDPs IDPs
7000 - 8000 SYP

Um Elmayathen

NDPs IDPs
3000 - 3500 SYP

• 6/8 communities assessed, as well as Dar'a City:

- Kahil
- Nasib
- Neimeh
- Sayda
- Tiba
- Um Elmayathen



Livelihoods

Most common strategies used to cope with lack of income / resources

Kahil

- Borrowing from family/friends
- Selling household assets
- Skipping meals

Nasib

- Borrowing from family/friends

Neimeh

- Borrowing from family/friends
- Selling household assets
- Skipping meals

Sayda

- Borrowing from family/friends

Tiba

- Borrowing from family/friends

Um Elmayathen

- Borrowing from family/friends
- Selling household assets

Displacement

Kahil

51-75%
 Yes Yes

Nasib

76-100%
 No No info

Neimeh

26-50%
 Yes Yes

Sayda

76-100%
 No No info

% of pre-conflict population remaining

IDPs already living in village

IDPs arrived in last month

No information

Tiba

51-75%
 No No info

Um Elmayathen

76-100%
 No No info

NFIs

Kahil

B 7000 SYP
D 300 SYP
F 65000 SYP

Nasib

B 8000 SYP
D 350 SYP
F 75000 SYP

Neimeh

B 7100 SYP
D 300 SYP
F 65000 SYP

Sayda

B 8000 SYP
D 360 SYP
F NA

Tiba

B 7800 SYP
D 350 SYP
F 75000 SYP

Um Elmayathen

B 8700 SYP
D 350 SYP
F NA

Most common electricity source

Main network

Generator

No source available

No information

Fuel Prices

B Butane (cannister)

D Diesel (litre)

F Firewood (tonne)

NA: not available for purchase

Dar'a, Dar'a Governorate

February 2017

Health

Most common health problems

Neimeh

Communicable diseases
Pregnancy related diseases
Severe diseases affecting those aged less than 5

Sayda

Severe diseases affecting those aged less than 5

Tiba

Pregnancy related diseases
Injuries
Acute respiratory infections

Um Elmayathen

Skin disease
Chronic disease with no access to medicine
Acute respiratory infections

Kahil

Communicable diseases
Acute respiratory infections
Severe diseases affecting those aged less than 5

Nasib

Diarrhea
Skin disease
Communicable diseases

• 6/8 communities assessed, as well as Dar'a City:

Kahil
Nasib
Neimeh
Sayda
Tiba
Um Elmayathen

Food Security

Tiba

Bread: no info
Rice: 800 SYP
Lentils: 500 SYP
Cooking oil: 950 SYP
Sugar: 500 SYP

Kahil

Bread: no info
Rice: 700 SYP
Lentils: 350 SYP
Cooking oil: 700 SYP
Sugar: 400 SYP

Neimeh

Bread: no info
Rice: 800 SYP
Lentils: 325 SYP
Cooking oil: 800 SYP
Sugar: 400 SYP

Um Elmayathen Nasib

Bread: no info
Rice: 800 SYP
Lentils: 500 SYP
Cooking oil: 900 SYP
Sugar: 475 SYP

Nasib

Bread: no info
Rice: 800 SYP
Lentils: 500 SYP
Cooking oil: 950 SYP
Sugar: 475 SYP

Sayda

Bread: no info
Rice: 750 SYP
Lentils: 350 SYP
Cooking oil: 850 SYP
Sugar: 600 SYP

Main challenges to obtaining food

- No challenges
- Some foods unavailable
- Local production decreased
- Lack of access to market
- Some foods expensive
- Lack of resources to buy food available in markets
- Lack of access to fuel
- Cooking fuel not available
- No information

Bread (public): 1 pack
Rice, lentils, sugar: 1 kg
Cooking oil: 1 litre

WASH

Most common water source

Status of source

- Water is safe to drink
- Water tastes/smells bad
- People sick after drinking
- No information

Change in available water since last month

- More water
- No change
- Less water
- No information

Most common method of garbage disposal

Kahil

Water trucking
 Private paid collection

Nasib

Water trucking
 Public free collection

Neimeh

Water trucking
 Buried / burned

Sayda

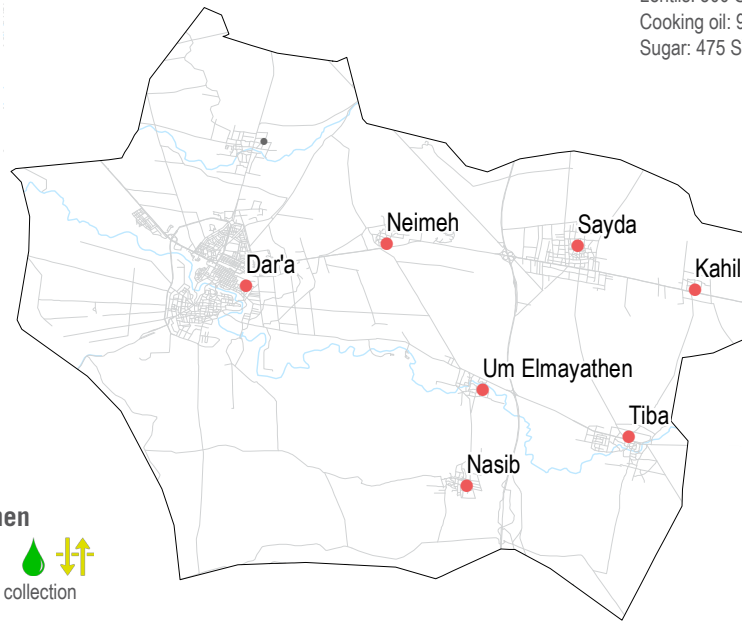
Water trucking
 Buried / burned

Um Elmayathen

Water trucking
 Private paid collection

Tiba

Water trucking
 Public free collection



Education

Kahil

Most children accessed education

Nasib

Most children accessed education

Neimeh

Most children accessed education

Sayda

Most children accessed education

Status of primary schools in village

- Functioning
- Not functioning
- Not available
- No information

Barriers to accessing education services

Tiba

Most children accessed education

Um Elmayathen

Most children accessed education

Shelter

Most common shelter

- Independent apartment or house
- Shared apartment or house
- Unfinished apartment or house
- Tent
- Private space not for shelter
- Cave/natural shelter
- Collective public space not for shelter

- No IDPs
- No information
- Min - Max: rent paid per room (where known)

Alabbasiah

- NDPs
- IDPs
- No info

Al Sad

- NDPs
- IDPs
- No info

Arbaine

- NDPs
- IDPs
- No info

Baath

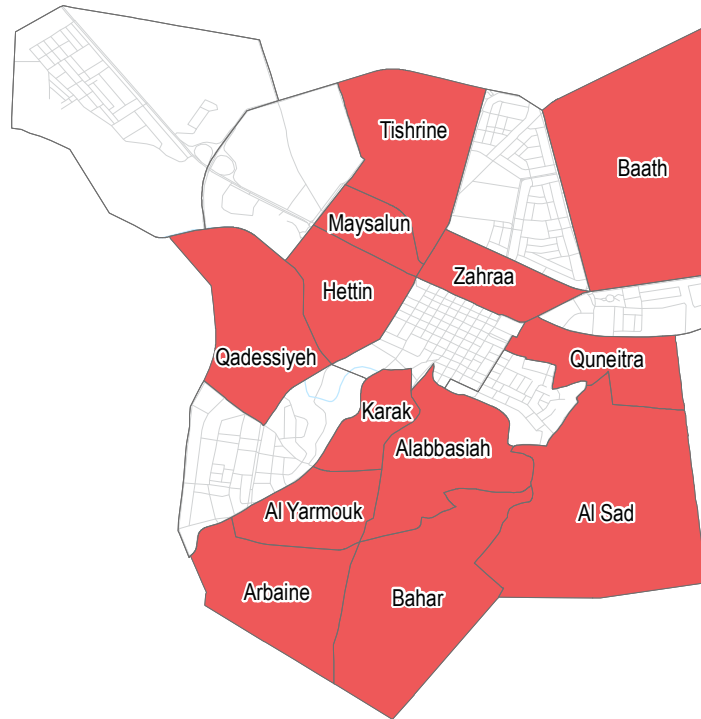
- NDPs
- IDPs
- No info

Bahar

- NDPs
- IDPs
- No info

• 13/20 neighbourhoods assessed (8 neighbourhoods are shown on the next two factsheets):

- Alabbasiah
- Al Sad
- Arbaine
- Baath
- Bahar



Displacement

Alabbasiah

- 26-50%
- Yes
- No

Al Sad

- 26-50%
- Yes
- Yes

Arbaine

- 1-25%
- Yes
- Yes

Baath

- 1-25%
- Yes
- No

- % of pre-conflict population remaining
- IDPs already living in village
- IDPs arrived in last month
- No information

Bahar

- 1-25%
- Yes
- Yes

Livelihoods

Most common strategies used to cope with lack of income / resources

Alabbasiah

- Borrowing from family/friends
- Selling household assets
- Reducing meal size

Al Sad

- Borrowing from family/friends
- High risk/illegal work
- Selling household assets

Arbaine

- Borrowing from family/friends
- Skipping meals

Baath

- Borrowing from family/friends
- High risk/illegal work
- Reducing meal size

Bahar

- Borrowing from family/friends
- High risk/illegal work
- Reducing meal size

NFIs

Alabbasiah

- B 7300 SYP
- D 300 SYP
- F 65000 SYP

Al Sad

- B 7300 SYP
- D 300 SYP
- F 65000 SYP

Arbaine

- B 7300 SYP
- D 350 SYP
- F NA

Baath

- B 7300 SYP
- D 300 SYP
- F 65000 SYP

Bahar

- B 7300 SYP
- D 300 SYP
- F 55000 SYP

Most common electricity source

- Main network
- Generator
- No source available
- No information

Fuel Prices

- B Butane (cannister)
- D Diesel (litre)
- F Firewood (tonne)

NA: not available for purchase

Health

Most common health problems

Arbaine
 Acute respiratory infections
 Severe diseases affecting those aged less than 5

Alabbasiah
 Disabilities
 Communicable diseases
 Severe diseases affecting those aged less than 5

Baath
 Disabilities
 Communicable diseases
 Symptoms of psychological trauma

Al Sad
 Disabilities
 Severe diseases affecting those aged less than 5
 Symptoms of psychological trauma

Bahar
 Disabilities
 Injuries
 Severe diseases affecting those aged less than 5

WASH

Most common water source
 Status of source
 Water is safe to drink
 Water tastes/smells bad
 People sick after drinking
 No information
 Change in available water since last month
 More water
 No change
 Less water
 No information
 Most common method of garbage disposal

Alabbasiah
 Water trucking
 Disposed at designated site

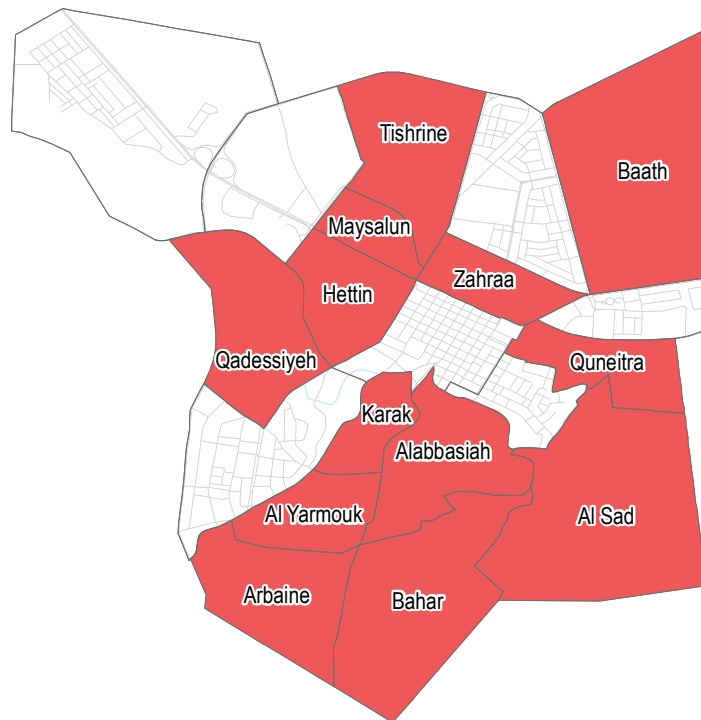
Al Sad
 Water trucking
 Public free collection

Arbaine
 Water trucking
 Buried / burned

Baath
 Water trucking
 Buried / burned

Bahar
 Water trucking
 Buried / burned

- 13/20 neighbourhoods assessed (8 neighbourhoods are shown on the next two factsheets):
 Alabbasiah
 Al Sad
 Arbaine
 Baath
 Bahar



Food Security

Bahar
 Bread: no info
 Rice: 800 SYP
 Lentils: 375 SYP
 Cooking oil: 750 SYP
 Sugar: 400 SYP

Alabbasiah
 Bread: no info
 Rice: 800 SYP
 Lentils: 350 SYP
 Cooking oil: 700 SYP
 Sugar: 400 SYP

Arbaine
 Bread: no info
 Rice: 800 SYP
 Lentils: 375 SYP
 Cooking oil: 800 SYP
 Sugar: 400 SYP

Al Sad
 Bread: no info
 Rice: 800 SYP
 Lentils: 350 SYP
 Cooking oil: 750 SYP
 Sugar: 400 SYP

Baath
 Bread: no info
 Rice: 750 SYP
 Lentils: 375 SYP
 Cooking oil: 750 SYP
 Sugar: 400 SYP

Main challenges to obtaining food
 No challenges
 Some foods unavailable
 Local production decreased
 Lack of access to market
 Some foods expensive
 Lack of resources to buy food available in markets
 Lack of access to fuel
 Cooking fuel not available
 No information
 Bread (public): 1 pack
 Rice, lentils, sugar: 1 kg
 Cooking oil: 1 litre

Education

Alabbasiah
 Unsafe route to services

Al Sad
 Unsafe route to services

Arbaine
 Unsafe route to services

Baath
 Unsafe route to services

Status of primary schools in village
 Functioning
 Not functioning
 Not available
 No information
 Barriers to accessing education services

Bahar
 Unsafe route to services
 No spaces available

Shelter

Most common shelter

- Independent apartment or house
- Shared apartment or house
- Unfinished apartment or house
- Tent
- Private space not for shelter
- Cave/natural shelter
- Collective public space not for shelter

- No IDPs
- No information

Min - Max: rent paid per room (where known)

Hettin

NDPs IDPs

 2500 - 3500 SYP

Karak

NDPs IDPs

 No info

Maysalun

NDPs IDPs

 5000 - 8000 SYP

Qadessiyeh

NDPs IDPs

 No info

Livelihoods

Most common strategies used to cope with lack of income / resources

Hettin

- Borrowing from family/friends
- Selling household assets
- Reducing meal size

Karak

- Children sent to work/beg
- Borrowing from family/friends
- Selling household assets

Maysalun

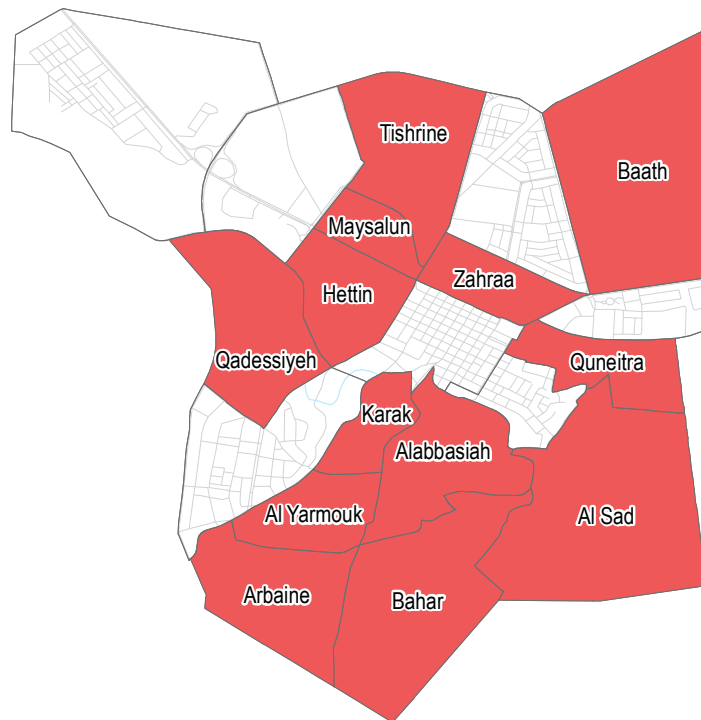
- Borrowing from family/friends
- Selling household assets
- Reducing meal size

Qadessiyeh

- Borrowing from family/friends
- High risk/illegal work
- Reducing meal size

• 13/20 neighbourhoods assessed (5 neighbourhoods are shown on the previous factsheet, 4 neighbourhoods are shown on the next factsheet):

- Hettin
- Karak
- Maysalun
- Qadessiyeh



Displacement

Hettin

26-50%
 Yes Yes

Karak

76-100%
 Yes No

Maysalun

26-50%
 Yes No

Qadessiyeh

1-25%
 Yes No

% of pre-conflict population remaining

IDPs already living in village

IDPs arrived in last month

No information

NFIs

Hettin

B 3000 SYP
D 250 SYP
F NA

Karak

B 8700 SYP
D 350 SYP
F 65000 SYP

Maysalun

B 3000 SYP
D NA
F 70000 SYP

Qadessiyeh

B 7400 SYP
D 300 SYP
F NA

Most common electricity source

Main network

Generator

No source available

No information

Fuel Prices

B Butane (cannister)

D Diesel (litre)

F Firewood (tonne)

NA: not available for purchase

Health

Most common health problems

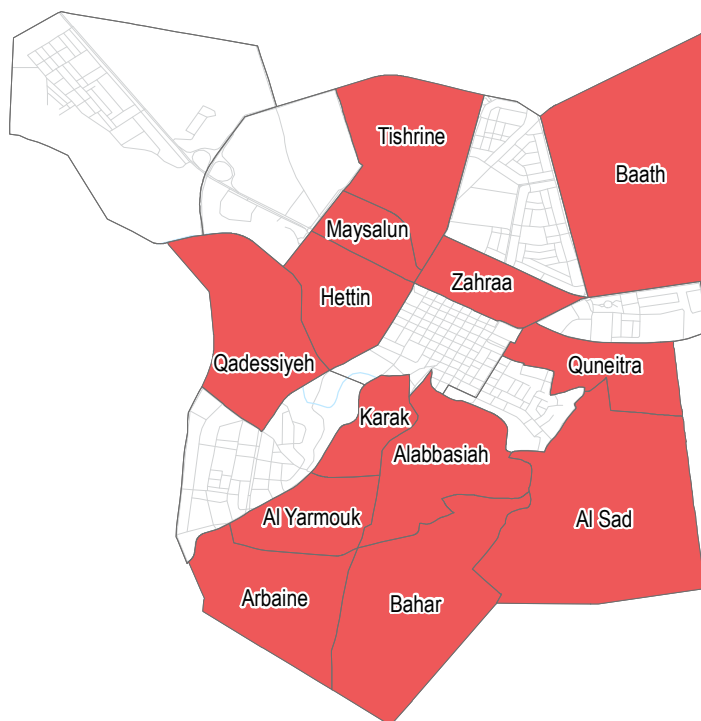
Maysalun
 Communicable diseases
 Severe diseases affecting those aged less than 5
 Symptoms of psychological trauma

Qadessiyeh
 Disabilities
 Communicable diseases
 Injuries

Hettin
 Acute respiratory infections
 Severe diseases affecting those aged less than 5

Karak
 Chronic disease with no access to medicine
 Injuries
 Acute respiratory infections

• 13/20 neighbourhoods assessed (5 neighbourhoods are shown on the previous factsheet, 4 neighbourhoods are shown on the next factsheet):
 Hettin
 Karak
 Maysalun
 Qadessiyeh



WASH

Most common water source
Status of source
 Water is safe to drink
 Water tastes/smells bad
 People sick after drinking
 No information
Change in available water since last month
 More water
 No change
 Less water
 No information
Most common method of garbage disposal
 Buried / burned

Hettin
 Network
 Public free collection

Karak
 Water trucking
 Public free collection

Maysalun
 Network
 Public free collection

Qadessiyeh
 Water trucking
 Buried / burned

Food Security

Hettin

Bread: 50 SYP
 Rice: 800 SYP
 Lentils: 325 SYP
 Cooking oil: 700 SYP
 Sugar: 400 SYP

Karak

Bread: 100 SYP
 Rice: 500 SYP
 Lentils: 350 SYP
 Cooking oil: 900 SYP
 Sugar: 450 SYP

Maysalun

Bread: 50 SYP
 Rice: 750 SYP
 Lentils: 350 SYP
 Cooking oil: 700 SYP
 Sugar: 400 SYP

Qadessiyeh

Bread: no info
 Rice: 800 SYP
 Lentils: 375 SYP
 Cooking oil: 750 SYP
 Sugar: 400 SYP

Main challenges to obtaining food

- No challenges
- Some foods unavailable
- Local production decreased
- Lack of access to market
- Some foods expensive
- Lack of resources to buy food available in markets
- Lack of access to fuel
- Cooking fuel not available
- No information

Bread (public): 1 pack
 Rice, lentils, sugar: 1 kg
 Cooking oil: 1 litre

Education

Hettin
 Most children accessed education

Karak
 Most children accessed education

Maysalun
 Most children accessed education

Qadessiyeh
 Lack of teaching staff
 Unsafe route to services
 No spaces available

Status of primary schools in village

- Functioning
- Not functioning
- Not available
- No information
- Barriers to accessing education services

Shelter

Most common shelter

- Independent apartment or house
- Shared apartment or house
- Unfinished apartment or house
- Tent
- Private space not for shelter
- Cave/natural shelter
- Collective public space not for shelter

- No IDPs
- No information

Min - Max: rent paid per room (where known)

Quneitra

NDPs IDPs
 No info

Zahraa

NDPs IDPs
 3000 - 4000 SYP

Tishrine

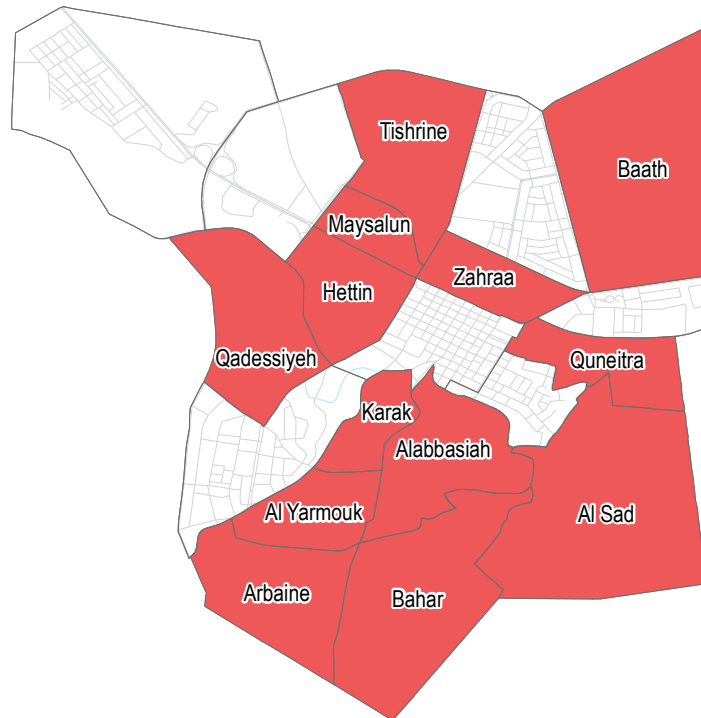
NDPs IDPs
 5000 - 8000 SYP

Al Yarmouk

NDPs IDPs
 No info

- 13/20 neighbourhoods assessed (9 neighbourhoods are shown on the two previous factsheets):

Quneitra
 Tishrine
 Al Yarmouk
 Zahraa



Displacement

Quneitra

1-25%
 Yes Yes

Tishrine

51-75%
 Yes No

Al Yarmouk

1-25%
 Yes No

Zahraa

1-25%
 Yes Yes

- % of pre-conflict population remaining
- IDPs already living in village
- IDPs arrived in last month
- No information

Livelihoods

Most common strategies used to cope with lack of income / resources

Quneitra

- Borrowing from family/friends
- High risk/illegal work
- Reducing meal size

Tishrine

- Borrowing from family/friends
- Selling household assets
- Reducing meal size

Al Yarmouk

- Borrowing from family/friends
- High risk/illegal work
- Reducing meal size

Zahraa

- Borrowing from family/friends
- Selling household assets
- Skipping meals

NFIs

Quneitra

B 7500 SYP
D 300 SYP
F NA

Tishrine

B 3000 SYP
D NA
F 70000 SYP

Al Yarmouk

B 7500 SYP
D 325 SYP
F NA

Zahraa

B 3000 SYP
D 200 SYP
F 55000 SYP

Most common electricity source

- Main network
- Generator
- No source available
- No information

Fuel Prices

- B** Butane (cannister)
- D** Diesel (litre)
- F** Firewood (tonne)

NA: not available for purchase

Health

Most common health problems

Al Yarmouk
 Disabilities
 Communicable diseases
 Injuries

Zahraa
 Communicable diseases
 Acute respiratory infections
 Severe diseases affecting those aged less than 5

Quneitra
 Disabilities
 Acute respiratory infections

Tishrine
 Communicable diseases
 Chronic disease with no access to medicine
 Severe diseases affecting those aged less than 5

WASH

Most common water source
 Status of source
 Water is safe to drink
 Water tastes/smells bad
 People sick after drinking
 No information
 Change in available water since last month
 More water
 No change
 Less water
 No information
Most common method of garbage disposal
 Network
 Public free collection

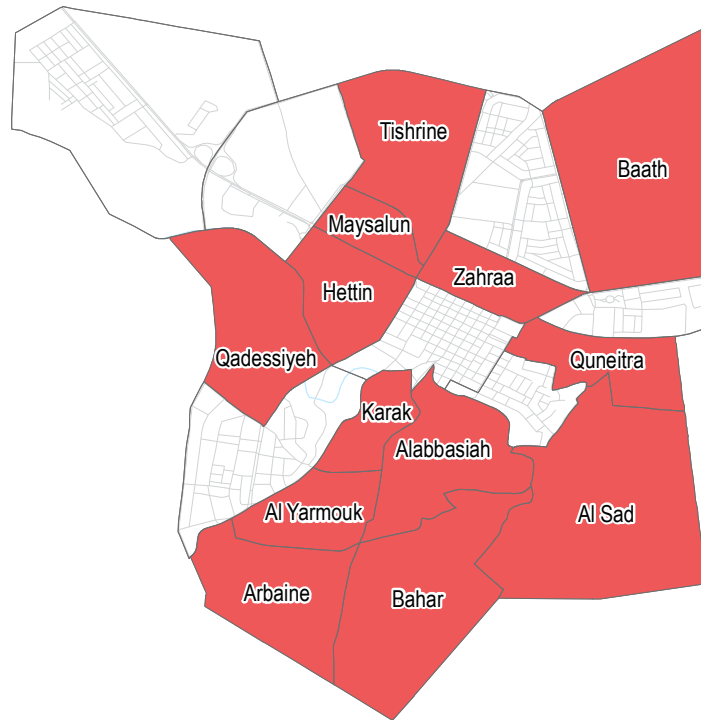
Quneitra
 Water trucking
 Public free collection

Tishrine
 Network
 Public free collection

Al Yarmouk
 Water trucking
 Buried / burned

Zahraa
 Network
 Public free collection

• 13/20 neighbourhoods assessed (9 neighbourhoods are shown on the two previous factsheets):
 Quneitra
 Tishrine
 Al Yarmouk
 Zahraa



Food Security

Quneitra

Bread: no info
 Rice: 800 SYP
 Lentils: 350 SYP
 Cooking oil: 750 SYP
 Sugar: 400 SYP

Tishrine

Bread: 50 SYP
 Rice: 750 SYP
 Lentils: 325 SYP
 Cooking oil: 700 SYP
 Sugar: 400 SYP

Al Yarmouk

Bread: no info
 Rice: 850 SYP
 Lentils: 375 SYP
 Cooking oil: 800 SYP
 Sugar: 400 SYP

Zahraa

Bread: 50 SYP
 Rice: 800 SYP
 Lentils: 325 SYP
 Cooking oil: 700 SYP
 Sugar: 400 SYP

Main challenges to obtaining food

- No challenges
- Some foods unavailable
- Local production decreased
- Lack of access to market
- Some foods expensive
- Lack of resources to buy food available in markets
- Lack of access to fuel
- Cooking fuel not available
- No information

Bread (public): 1 pack
 Rice, lentils, sugar: 1 kg
 Cooking oil: 1 litre

Education

Quneitra
 Unsafe route to services

Tishrine
 Most children accessed education

Al Yarmouk
 Some facilities destroyed

Zahraa
 Most children accessed education

Status of primary schools in village

- Functioning
- Not functioning
- Not available
- No information
- Barriers to accessing education services

Shelter

Most common shelter

- Independent apartment or house
- Shared apartment or house
- Unfinished apartment or house
- Tent
- Private space not for shelter
- Cave/natural shelter
- Collective public space not for shelter

- No IDPs
- No information

Min - Max: rent paid per room (where known)

Alqin

- NDPs
- IDPs
- No info

Aqraba

- NDPs
- IDPs
- No info

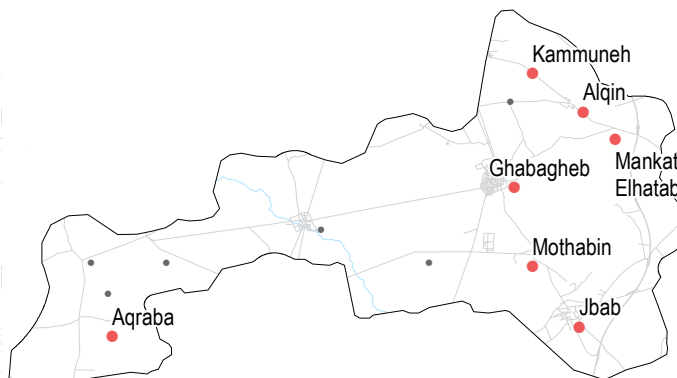
Ghabagheb

- NDPs
- IDPs
- 10000 - 15000 SYP

Jbab

- NDPs
- IDPs
- 10000 - 12000 SYP

• 7/13 communities assessed (3 communities are shown on the next factsheet):
 Alqin
 Aqraba
 Ghabagheb
 Jbab



Livelihoods

Most common strategies used to cope with lack of income / resources

Alqin

- Borrowing from family/friends
- Skipping meals
- Reducing meal size

Aqraba

- Children sent to work/beg
- Borrowing from family/friends
- Selling household assets

Ghabagheb

- Borrowing from family/friends
- Skipping meals
- Reducing meal size

Jbab

- Borrowing from family/friends

Displacement

Alqin

- 1-25%
- No
- No info

Aqraba

- 26-50%
- No
- No info

Ghabagheb

- 51-75%
- No
- No info

Jbab

- 76-100%
- Yes
- No

% of pre-conflict population remaining

IDPs already living in village

IDPs arrived in last month

No information

NFIs

Alqin

- B** 9000 SYP
- D** 300 SYP
- F** NA

Aqraba

- B** 11000 SYP
- D** 175 SYP
- F** 70000 SYP

Ghabagheb

- B** 7500 SYP
- D** 300 SYP
- F** 75000 SYP

Jbab

- B** 3700 SYP
- D** 400 SYP
- F** 45000 SYP

Most common electricity source

Main network

Generator

No source available

No information

Fuel Prices

B Butane (cannister)

D Diesel (litre)

F Firewood (tonne)

NA: not available for purchase

Health

Most common health problems

Ghabagheb

Communicable diseases
 Chronic disease with no access to medicine
 Acute respiratory infections

Jbab

Chronic disease with no access to medicine

Alqin

Communicable diseases
 Chronic disease with no access to medicine
 Acute respiratory infections

Aqraba

Chronic disease with no access to medicine
 Acute respiratory infections
 Severe diseases affecting those aged less than 5

• 7/13 communities assessed (3 communities are shown on the next factsheet):

- Alqin
- Aqraba
- Ghabagheb
- Jbab

Food Security

Alqin

Bread: no info
 Rice: 300 SYP
 Lentils: 400 SYP
 Cooking oil: 700 SYP
 Sugar: 400 SYP

Ghabagheb

Bread: no info
 Rice: 450 SYP
 Lentils: 400 SYP
 Cooking oil: 700 SYP
 Sugar: 400 SYP

Aqraba

Bread: no info
 Rice: 600 SYP
 Lentils: 400 SYP
 Cooking oil: 750 SYP
 Sugar: 400 SYP

Jbab

Bread: 125 SYP
 Rice: 500 SYP
 Lentils: 250 SYP
 Cooking oil: 600 SYP
 Sugar: 450 SYP

Main challenges to obtaining food

- No challenges
- Some foods unavailable
- Local production decreased
- Lack of access to market
- Some foods expensive
- Lack of resources to buy food available in markets
- Lack of access to fuel
- Cooking fuel not available
- No information

Bread (public): 1 pack
 Rice, lentils, sugar: 1 kg
 Cooking oil: 1 litre

WASH

Most common water source

Status of source

- Water is safe to drink
- Water tastes/smells bad
- People sick after drinking
- No information

Change in available water since last month

- More water
- No change
- Less water
- No information

Most common method of garbage disposal

Alqin

Closed well
 Left in street / public area

Aqraba

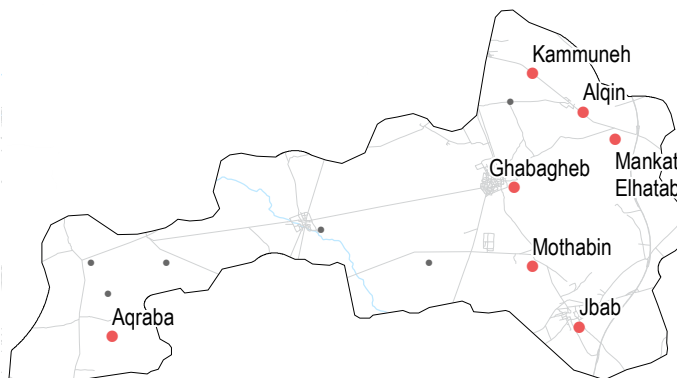
Closed well
 Public free collection

Ghabagheb

Closed well
 Public free collection

Jbab

Network
 Public free collection



Education

Alqin

Most children accessed education

Aqraba

Services not accessible

Ghabagheb

Most children accessed education

Jbab

Most children accessed education

Status of primary schools in village

- Functioning
- Not functioning
- Not available
- No information
- Barriers to accessing education services

Shelter

Most common shelter

- Independent apartment or house
- Shared apartment or house
- Unfinished apartment or house
- Tent
- Private space not for shelter
- Cave/natural shelter
- Collective public space not for shelter

- No IDPs
- No information

Min - Max: rent paid per room (where known)

Kammuneh

NDPs IDPs
 3500 - 4000 SYP

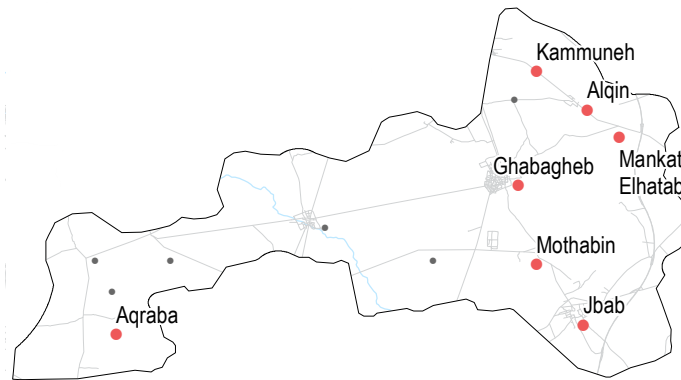
Mankat Elhatab

NDPs IDPs
 3000 - 4000 SYP

Mothabin

NDPs IDPs
 8000 - 10000 SYP

- 7/13 communities assessed (4 communities are shown on the previous factsheet):
 Kammuneh
 Mankat Elhatab
 Mothabin



Livelihoods

Most common strategies used to cope with lack of income / resources

Kammuneh

- Borrowing from family/friends
- Skipping meals
- Reducing meal size

Mankat Elhatab

- Borrowing from family/friends
- Selling household assets
- Skipping meals

Mothabin

- Borrowing from family/friends

Displacement

Kammuneh

51-75%
 Yes Yes

Mankat Elhatab

51-75%
 No No info

Mothabin

76-100%
 No No info

% of pre-conflict population remaining

IDPs already living in village

IDPs arrived in last month

No information

NFIs

Kammuneh

B 2800 SYP
D 175 SYP
F 75000 SYP

Mankat Elhatab

B 2800 SYP
D 175 SYP
F 75000 SYP

Mothabin

B 4500 SYP
D 400 SYP
F 50000 SYP

Most common electricity source

Main network

Generator

No source available

No information

Fuel Prices

B Butane (cannister)

D Diesel (litre)

F Firewood (tonne)

NA: not available for purchase

Health

Most common health problems

Mothabin

Communicable diseases
 Chronic disease with no access to medicine

Kammuneh

Chronic disease with no access to medicine
 Pregnancy related diseases
 Severe diseases affecting those aged less than 5

Mankat Elhatab

Acute respiratory infections
 Fever
 Severe diseases affecting those aged less than 5

- 7/13 communities assessed (4 communities are shown on the previous factsheet):
 Kammuneh
 Mankat Elhatab
 Mothabin

Food Security

Kammuneh

Bread: 75 SYP
 Rice: 650 SYP
 Lentils: 400 SYP
 Cooking oil: 750 SYP
 Sugar: 375 SYP

Mothabin

Bread: 125 SYP
 Rice: 450 SYP
 Lentils: 250 SYP
 Cooking oil: 600 SYP
 Sugar: 350 SYP

Mankat Elhatab

Bread: 75 SYP
 Rice: 600 SYP
 Lentils: 400 SYP
 Cooking oil: 750 SYP
 Sugar: 375 SYP

Main challenges to obtaining food

- No challenges
 - Some foods unavailable
 - Local production decreased
 - Lack of access to market
 - Some foods expensive
 - Lack of resources to buy food available in markets
 - Lack of access to fuel
 - Cooking fuel not available
 - No information
- Bread (public): 1 pack
 Rice, lentils, sugar: 1 kg
 Cooking oil: 1 litre

WASH

Most common water source

Status of source

- Water is safe to drink
- Water tastes/smells bad
- People sick after drinking
- No information

Change in available water since last month

- More water
- No change
- Less water
- No information

Most common method of garbage disposal

Kammuneh

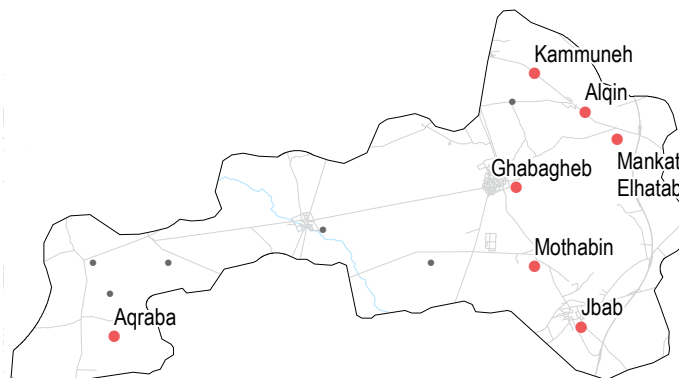
Closed well
 Public free collection

Mankat Elhatab

Closed well
 Public free collection

Mothabin

Network
 Public free collection



Education

Kammuneh

Most children accessed education

Mankat Elhatab

Most children accessed education

Mothabin

Most children accessed education

Status of primary schools in village

- Functioning
- Not functioning
- Not available
- No information
- Barriers to accessing education services

Hrak, Dar'a Governorate

February 2017

Shelter

Most common shelter

- Independent apartment or house
- Shared apartment or house
- Unfinished apartment or house
- Tent
- Private space not for shelter
- Cave/natural shelter
- Collective public space not for shelter

- No IDPs
- No information

Min - Max: rent paid per room (where known)

Eastern Maliha

- NDPs
- IDPs
- No info

Hrak

- NDPs
- IDPs
- No info

Nahta

- NDPs
- IDPs
- No info

Rikhim

- NDPs
- IDPs
- No info

Sura

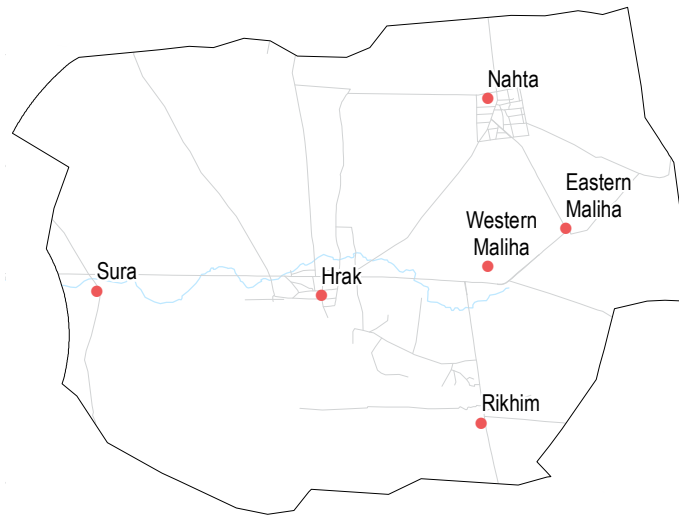
- NDPs
- IDPs
- No info

Western Maliha

- NDPs
- IDPs
- No info

6/6 communities assessed:

- Eastern Maliha
- Hrak
- Nahta
- Rikhim
- Sura
- Western Maliha



Livelihoods

Most common strategies used to cope with lack of income / resources

Eastern Maliha

- Borrowing from family/friends
- Selling household assets

Hrak

- Borrowing from family/friends
- High risk/illegal work

Nahta

- Children sent to work/beg
- Taking loans/buying on credit
- Borrowing from family/friends

Rikhim

- Children sent to work/beg
- Taking loans/buying on credit
- Borrowing from family/friends

Sura

- Borrowing from family/friends
- High risk/illegal work
- Selling household assets

Western Maliha

- Children sent to work/beg
- Borrowing from family/friends
- Selling household assets

Displacement

Eastern Maliha

- 51-75%
- Yes
- No

Hrak

- 51-75%
- Yes
- No

Nahta

- 76-100%
- Yes
- No

Rikhim

- 1-25%
- No
- No info

% of pre-conflict population remaining

IDPs already living in village

IDPs arrived in last month

No information

Sura

- 51-75%
- Yes
- No

Western Maliha

- 76-100%
- Yes
- No

NFIs

Eastern Maliha

- B 7000 SYP
- D 300 SYP
- F 70000 SYP

Hrak

- B 7000 SYP
- D 350 SYP
- F 70000 SYP

Nahta

- B 9500 SYP
- D 400 SYP
- F 60000 SYP

Rikhim

- B NA
- D NA
- F 60000 SYP

Sura

- B 7200 SYP
- D 350 SYP
- F 70000 SYP

Western Maliha

- B 9000 SYP
- D 350 SYP
- F 70000 SYP

Most common electricity source

Main network

Generator

No source available

No information

Fuel Prices

B Butane (cannister)

D Diesel (litre)

F Firewood (tonne)

NA: not available for purchase

Hrak, Dar'a Governorate

February 2017

Health

Most common health problems

Nahta

Chronic disease with no access to medicine
Maternal health issues
Severe diseases affecting those aged less than 5

Western Maliha

Chronic disease with no access to medicine
Injuries
Acute respiratory infections

Eastern Maliha

Pregnancy related diseases
Acute respiratory infections
Fever

Rikhim

Chronic disease with no access to medicine
Acute respiratory infections
Fever

Hrak

Diarrhea
Fever
Severe diseases affecting those aged less than 5

Sura

Diarrhea
Fever
Severe diseases affecting those aged less than 5

• 6/6 communities assessed:

- Eastern Maliha
- Hrak
- Nahta
- Rikhim
- Sura
- Western Maliha

Food Security

Sura

Bread: no info
Rice: 750 SYP
Lentils: 400 SYP
Cooking oil: 700 SYP
Sugar: 400 SYP

Eastern Maliha

Bread: no info
Rice: 700 SYP
Lentils: 450 SYP
Cooking oil: 700 SYP
Sugar: 400 SYP

Nahta

Bread: no info
Rice: 600 SYP
Lentils: 300 SYP
Cooking oil: 800 SYP
Sugar: 400 SYP

Western Maliha

Bread: 100 SYP
Rice: 400 SYP
Lentils: 400 SYP
Cooking oil: 900 SYP
Sugar: 450 SYP

Hrak

Bread: no info
Rice: 750 SYP
Lentils: 400 SYP
Cooking oil: 700 SYP
Sugar: 400 SYP

Rikhim

Bread: no info
Rice: no info
Lentils: no info
Cooking oil: no info
Sugar: no info

Main challenges to obtaining food

- No challenges
- Some foods unavailable
- Local production decreased
- Lack of access to market
- Some foods expensive
- Lack of resources to buy food available in markets
- Lack of access to fuel
- Cooking fuel not available
- No information

Bread (public): 1 pack
Rice, lentils, sugar: 1 kg
Cooking oil: 1 litre

WASH

Most common water source

Status of source

- Water is safe to drink
- Water tastes/smells bad
- People sick after drinking
- No information

Change in available water since last month

- More water
- No change
- Less water
- No information

Most common method of garbage disposal

Eastern Maliha

Closed well
 Public free collection

Hrak

Closed well
 Public free collection

Nahta

Network
 Public free collection

Rikhim

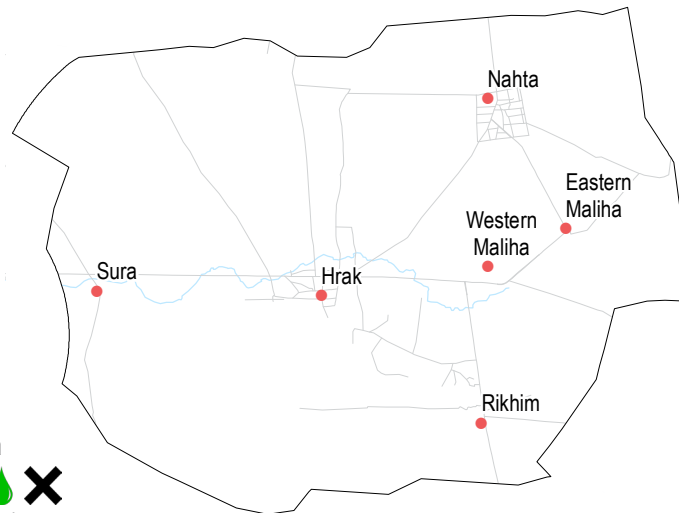
Water trucking
 Buried / burned

Western Maliha

Water trucking
 Public free collection

Sura

Closed well
 Public free collection



Education

Eastern Maliha

Most children accessed education

Hrak

Most children accessed education

Nahta

Services are too far
Unsafe route to services

Rikhim

Lack of teaching staff
Unsafe route to services

Status of primary schools in village

- Functioning
- Not functioning
- Not available
- No information
- Barriers to accessing education services

Sura

Most children accessed education

Western Maliha

Most children accessed education

Izra' 1/3, Dar'a Governorate

February 2017

Shelter

Most common shelter

- Independent apartment or house
- Shared apartment or house
- Unfinished apartment or house
- Tent
- Private space not for shelter
- Cave/natural shelter
- Collective public space not for shelter

- No IDPs
- No information

Min - Max: rent paid per room (where known)

Asem

- NDPs
- IDPs
- No info

Bisir Elharir

- NDPs
- IDPs
- No info

Bweir

- NDPs
- IDPs
- No info

Hamer

- NDPs
- IDPs
- No info

Izra'

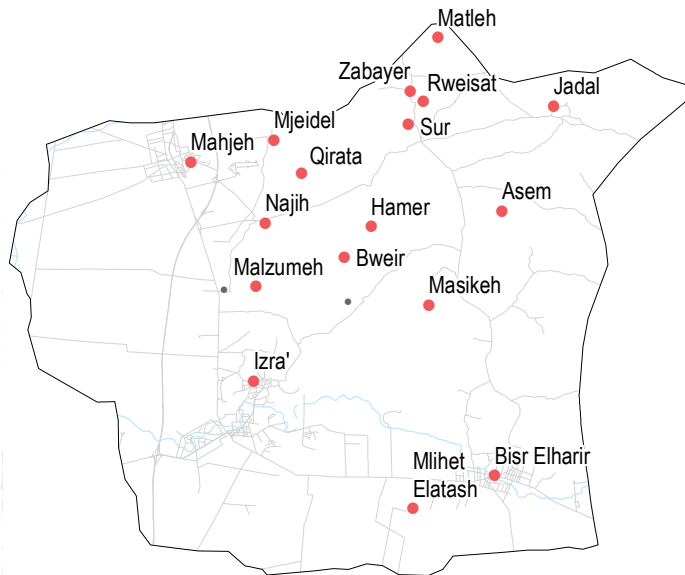
- NDPs
- IDPs
- 6000 - 7000 SYP

Jadal

- NDPs
- IDPs
- No info

• 17/19 communities assessed (11 communities are shown on the next two factsheets):

- Asem
- Bisir Elharir
- Bweir
- Hamer
- Izra'
- Jadal



Displacement

Asem

- 76-100%
- Yes
- Yes

Bisir Elharir

- 26-50%
- Yes
- No

Bweir

- 76-100%
- Yes
- No

Hamer

- 1-25%
- No
- No info

% of pre-conflict population remaining

IDPs already living in village

IDPs arrived in last month

No information

Izra'

- 51-75%
- Yes
- No

Jadal

- 76-100%
- Yes
- No

Livelihoods

Most common strategies used to cope with lack of income / resources

Asem

- Children sent to work/beg
- Borrowing from family/friends
- High risk/illegal work

Bisir Elharir

- Children sent to work/beg
- Borrowing from family/friends
- Selling household assets

Bweir

- Children sent to work/beg
- Borrowing from family/friends
- High risk/illegal work

Hamer

- High risk/illegal work
- Selling household assets

Izra'

- Children sent to work/beg
- Taking loans/buying on credit
- Borrowing from family/friends

Jadal

- Children sent to work/beg
- Borrowing from family/friends
- High risk/illegal work

NFIs

Asem

- B 6700 SYP
- D 340 SYP
- F 60000 SYP

Bisir Elharir

- B 9500 SYP
- D 450 SYP
- F 60000 SYP

Bweir

- B 6800 SYP
- D 350 SYP
- F 60000 SYP

Hamer

- B NA
- D 350 SYP
- F 70000 SYP

Izra'

- B 3000 SYP
- D 300 SYP
- F 65000 SYP

Jadal

- B 6600 SYP
- D 340 SYP
- F 60000 SYP

Most common electricity source

- Main network
- Generator
- No source available
- No information

Fuel Prices

- B Butane (cannister)
- D Diesel (litre)
- F Firewood (tonne)

NA: not available for purchase

Izra' 1/3, Dar'a Governorate

February 2017

Health

Most common health problems

Bweir
 Diarrhea
 Maternal health issues
 Severe diseases affecting those aged less than 5

Jadal
 Maternal health issues
 Malnutrition
 Severe diseases affecting those aged less than 5

Asem
 Chronic disease with no access to medicine
 Maternal health issues
 Severe diseases affecting those aged less than 5

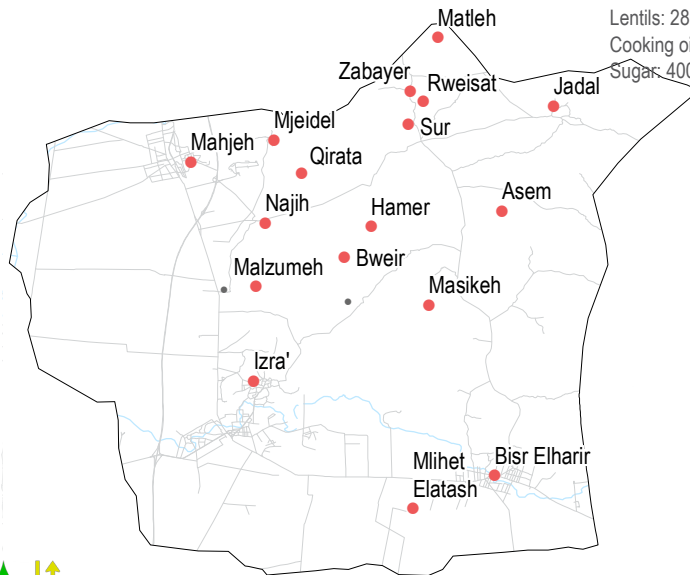
Hamer
 Chronic disease with no access to medicine
 Fever
 Severe diseases affecting those aged less than 5

Bisir Elharir
 Diarrhea
 Injuries
 Severe diseases affecting those aged less than 5

Izra'
 Skin disease
 Chronic disease with no access to medicine
 Severe diseases affecting those aged less than 5

• 17/19 communities assessed (11 communities are shown on the next two factsheets):

- Asem
- Bisir Elharir
- Bweir
- Hamer
- Izra'
- Jadal



Food Security

Izra'
 Bread: 50 SYP
 Rice: 600 SYP
 Lentils: 250 SYP
 Cooking oil: 750 SYP
 Sugar: 385 SYP

Asem
 Bread: no info
 Rice: 750 SYP
 Lentils: 290 SYP
 Cooking oil: 825 SYP
 Sugar: 400 SYP

Bweir
 Bread: no info
 Rice: 800 SYP
 Lentils: 300 SYP
 Cooking oil: 800 SYP
 Sugar: 400 SYP

Jadal
 Bread: no info
 Rice: 750 SYP
 Lentils: 280 SYP
 Cooking oil: 800 SYP
 Sugar: 400 SYP

Bisir Elharir
 Bread: no info
 Rice: 550 SYP
 Lentils: 300 SYP
 Cooking oil: 800 SYP
 Sugar: 400 SYP

Hamer
 Bread: no info
 Rice: 750 SYP
 Lentils: no info
 Cooking oil: 700 SYP
 Sugar: 400 SYP

Main challenges to obtaining food

- No challenges
- Some foods unavailable
- Local production decreased
- Lack of access to market
- Some foods expensive
- Lack of resources to buy food available in markets
- Lack of access to fuel
- Cooking fuel not available
- No information

Bread (public): 1 pack
 Rice, lentils, sugar: 1 kg
 Cooking oil: 1 litre

WASH

Most common water source
 Status of source
 Water is safe to drink
 Water tastes/smells bad
 People sick after drinking
 No information
 Change in available water since last month
 More water
 No change
 Less water
 No information
 Most common method of garbage disposal

Asem
 Water trucking
 Buried / burned

Bisir Elharir
 Water trucking
 Public free collection

Bweir
 Water trucking
 Buried / burned

Hamer
 Closed well
 Public free collection

Jadal
 Network
 Buried / burned

Izra'
 Network
 Public free collection

Education

Asem
 Services are too far
 Unsafe route to services

Bisir Elharir
 Some facilities destroyed
 Services are too far
 Unsafe route to services

Bweir
 Services are too far
 Unsafe route to services

Hamer
 Lack of teaching staff

Status of primary schools in village

- Functioning
- Not functioning
- Not available
- No information
- Barriers to accessing education services

Izra'
 Most children accessed education

Jadal
 Services are too far
 Unsafe route to services

Izra' 2/3, Dar'a Governorate

February 2017

Shelter

Most common shelter

- Independent apartment or house
- Shared apartment or house
- Unfinished apartment or house
- Tent
- Private space not for shelter
- Cave/natural shelter
- Collective public space not for shelter

- No IDPs
- No information

Min - Max: rent paid per room (where known)

Mahjeh

- NDPs
- IDPs
- No info

Malzumeh

- NDPs
- IDPs
- No info

Masikeh-Lajat

- NDPs
- IDPs
- No info

Matleh

- NDPs
- IDPs
- No info

Mjeidel

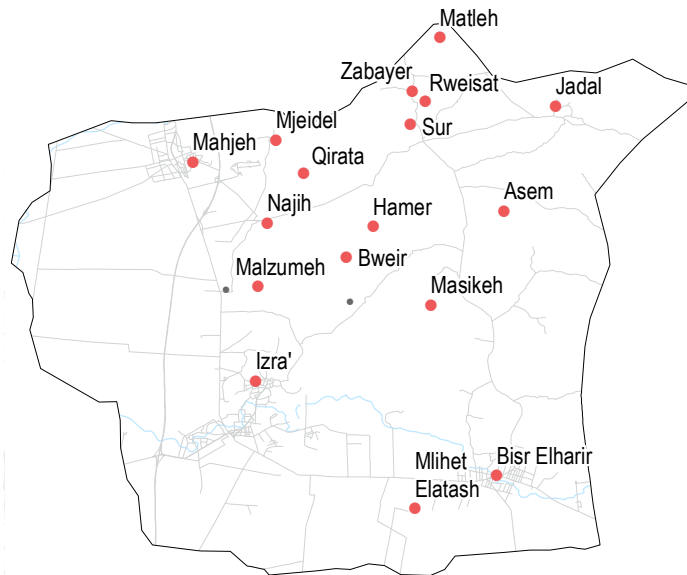
- NDPs
- IDPs
- No info

Mlihet Elatash

- NDPs
- IDPs
- No info

- 17/19 communities assessed (6 communities are shown on the previous factsheet, 5 communities are shown on the next factsheet):

- Mahjeh
- Malzumeh
- Masikeh-Lajat
- Matleh
- Mjeidel
- Mlihet Elatash



Livelihoods

Most common strategies used to cope with lack of income / resources

Mahjeh

- Children sent to work/beg
- Borrowing from family/friends
- Skipping meals

Malzumeh

- Children sent to work/beg
- Taking loans/buying on credit
- Borrowing from family/friends

Masikeh-Lajat

- Children sent to work/beg
- Taking loans/buying on credit
- Borrowing from family/friends

Matleh

- Borrowing from family/friends
- High risk/illegal work
- Selling household assets

Mjeidel

- Children sent to work/beg
- Borrowing from family/friends
- Skipping meals

Mlihet Elatash

- Children sent to work/beg
- Taking loans/buying on credit
- Borrowing from family/friends

Displacement

Mahjeh

- 51-75%
- Yes
- No

Malzumeh

- 1-25%
- No
- No info

Masikeh-Lajat

- 51-75%
- Yes
- Yes

Matleh

- 76-100%
- Yes
- Yes

% of pre-conflict population remaining

IDPs already living in village

IDPs arrived in last month

No information

Mjeidel

- 51-75%
- Yes
- No

Mlihet Elatash

- 51-75%
- Yes
- Yes

NFIs

Mahjeh

- B** 5000 SYP
- D** 350 SYP
- F** 55000 SYP

Malzumeh

- B** NA
- D** NA
- F** NA

Masikeh-Lajat

- B** 7000 SYP
- D** 300 SYP
- F** 55000 SYP

Matleh

- B** 8500 SYP
- D** 350 SYP
- F** 75000 SYP

Mjeidel

- B** 6000 SYP
- D** 400 SYP
- F** 55000 SYP

Mlihet Elatash

- B** 7500 SYP
- D** 300 SYP
- F** 55000 SYP

Most common electricity source

Main network

Generator

No source available

No information

Fuel Prices

B Butane (cannister)

D Diesel (litre)

F Firewood (tonne)

NA: not available for purchase

Izra' 2/3, Dar'a Governorate

February 2017

Health

Most common health problems

Masikeh-Lajat
 Acute respiratory infections
 Fever
 Severe diseases affecting those aged less than 5

Mlihet Elatash
 Acute respiratory infections
 Fever
 Severe diseases affecting those aged less than 5

Mahjeh
 Chronic disease with no access to medicine
 Acute respiratory infections
 Severe diseases affecting those aged less than 5

Matleh
 Chronic disease with no access to medicine
 Maternal health issues
 Severe diseases affecting those aged less than 5

Malzumeh
 Injuries
 Acute respiratory infections
 Severe diseases affecting those aged less than 5

Mjeidel
 Chronic disease with no access to medicine
 Acute respiratory infections
 Severe diseases affecting those aged less than 5

• 17/19 communities assessed (6 communities are shown on the previous factsheet, 5 communities are shown on the next factsheet):

- Mahjeh
- Malzumeh
- Masikeh-Lajat
- Matleh
- Mjeidel
- Mlihet Elatash

Food Security

Mjeidel
 Bread: 125 SYP
 Rice: 500 SYP
 Lentils: 400 SYP
 Cooking oil: 800 SYP
 Sugar: 400 SYP

Mahjeh
 Bread: 75 SYP
 Rice: 550 SYP
 Lentils: 450 SYP
 Cooking oil: 725 SYP
 Sugar: 425 SYP

Masikeh-Lajat
 Bread: no info
 Rice: 700 SYP
 Lentils: 400 SYP
 Cooking oil: 900 SYP
 Sugar: 425 SYP

Main challenges to obtaining food

- No challenges
- Some foods unavailable
- Local production decreased
- Lack of access to market
- Some foods expensive
- Lack of resources to buy food available in markets
- Lack of access to fuel
- Cooking fuel not available
- No information

Bread (public): 1 pack
 Rice, lentils, sugar: 1 kg
 Cooking oil: 1 litre

Mlihet Elatash
 Bread: no info
 Rice: 700 SYP
 Lentils: 400 SYP
 Cooking oil: 850 SYP
 Sugar: 425 SYP

Malzumeh
 Bread: no info
 Rice: no info
 Lentils: no info
 Cooking oil: no info
 Sugar: no info

Matleh
 Bread: no info
 Rice: 700 SYP
 Lentils: 450 SYP
 Cooking oil: 700 SYP
 Sugar: 700 SYP

WASH

Most common water source
 Status of source
 Water is safe to drink
 Water tastes/smells bad
 People sick after drinking
 No information
 Change in available water since last month
 More water
 No change
 Less water
 No information
 Most common method of garbage disposal

Mahjeh
 Network
 Public free collection

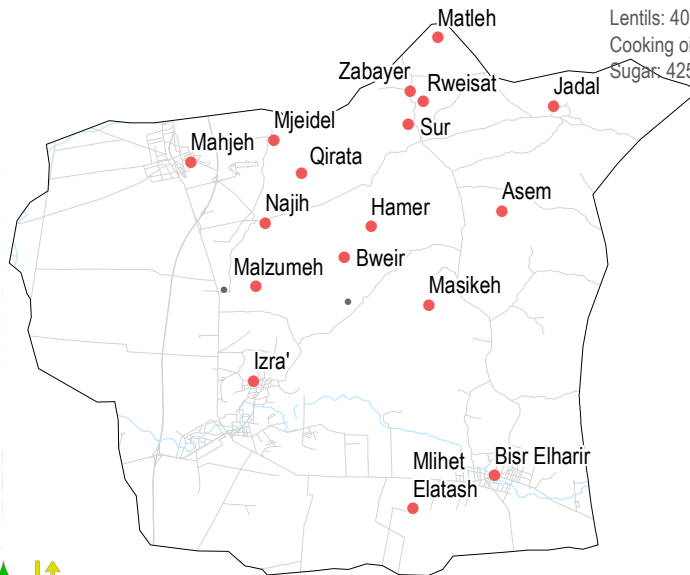
Malzumeh
 Water trucking
 Buried / burned

Masikeh-Lajat
 Water trucking
 Buried / burned

Matleh
 Closed well
 Private paid collection

Mlihet Elatash
 Network
 Public free collection

Mjeidel
 Network
 Buried / burned



Education

Mahjeh
 Most children accessed education

Malzumeh
 Lack of teaching staff
 Services are too far

Masikeh-Lajat
 Most children accessed education

Matleh
 Most children accessed education

Status of primary schools in village

- Functioning
- Not functioning
- Not available
- No information
- Barriers to accessing education services

Mjeidel
 Most children accessed education

Mlihet Elatash
 Most children accessed education

Shelter

Most common shelter

- Independent apartment or house
- Shared apartment or house
- Unfinished apartment or house
- Tent
- Private space not for shelter
- Cave/natural shelter
- Collective public space not for shelter

No IDPs

No information

Min - Max: rent paid per room (where known)

Najih

NDPs IDPs
No info

Qirata

NDPs IDPs
No info

Rweisat

NDPs IDPs
No info

Sur

NDPs IDPs
No info

Zabayer

NDPs IDPs
No info

Livelihoods

Most common strategies used to cope with lack of income / resources

Najih

- Children sent to work/beg
- Borrowing from family/friends
- High risk/illegal work

Qirata

- Children sent to work/beg
- Borrowing from family/friends
- High risk/illegal work

Rweisat

- Borrowing from family/friends
- High risk/illegal work
- Selling household assets

Sur

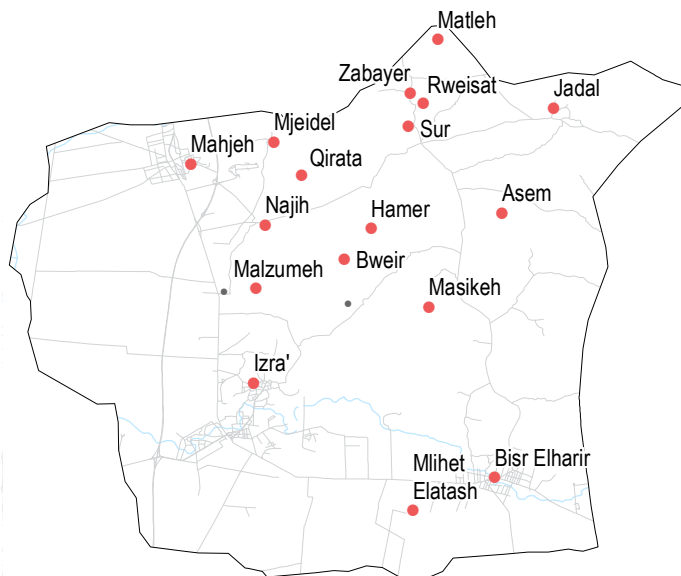
- Children sent to work/beg
- Borrowing from family/friends
- High risk/illegal work

Zabayer

- High risk/illegal work

17/19 communities assessed (12 communities are shown on the previous two factsheets):

- Najih
- Qirata
- Rweisat
- Sur
- Zabayer



Displacement

Najih

26-50%
Yes No

Qirata

1-25%
No No info

Rweisat

51-75%
Yes No

Sur

51-75%
Yes No

% of pre-conflict population remaining

IDPs already living in village

IDPs arrived in last month

No information

Zabayer

1-25%
No No info

NFIs

Najih

B 7000 SYP
D 350 SYP
F 60000 SYP

Qirata

B 7000 SYP
D 340 SYP
F 60000 SYP

Rweisat

B 6500 SYP
D 300 SYP
F 70000 SYP

Sur

B 6700 SYP
D 340 SYP
F 60000 SYP

Zabayer

B NA
D 300 SYP
F 70000 SYP

Most common electricity source

Main network

Generator

No source available

No information

Fuel Prices

B Butane (cannister)

D Diesel (litre)

F Firewood (tonne)

NA: not available for purchase

Izra' 3/3, Dar'a Governorate

February 2017

Health

Most common health problems

Rweisat
 Pregnancy related diseases
 Maternal health issues
 Acute respiratory infections

Najih
 Diarrhea
 Chronic disease with no access to medicine
 Severe diseases affecting those aged less than 5

Sur
 Diarrhea
 Skin disease
 Severe diseases affecting those aged less than 5

Qirata
 Skin disease
 Injuries
 Severe diseases affecting those aged less than 5

Zabayer
 Skin disease
 Maternal health issues
 Fever

• 17/19 communities assessed (12 communities are shown on the previous two factsheets):
 Najih
 Qirata
 Rweisat
 Sur
 Zabayer

Food Security

Zabayer

Bread: no info
 Rice: 750 SYP
 Lentils: no info
 Cooking oil: 700 SYP
 Sugar: 400 SYP

Najih

Bread: no info
 Rice: 825 SYP
 Lentils: 300 SYP
 Cooking oil: 850 SYP
 Sugar: 400 SYP

Rweisat

Bread: no info
 Rice: 750 SYP
 Lentils: 450 SYP
 Cooking oil: 700 SYP
 Sugar: 400 SYP

Qirata

Bread: no info
 Rice: 800 SYP
 Lentils: no info
 Cooking oil: 825 SYP
 Sugar: 400 SYP

Sur

Bread: no info
 Rice: 800 SYP
 Lentils: 300 SYP
 Cooking oil: 800 SYP
 Sugar: 400 SYP

Main challenges to obtaining food

- No challenges
- Some foods unavailable
- Local production decreased
- Lack of access to market
- Some foods expensive
- Lack of resources to buy food available in markets
- Lack of access to fuel
- Cooking fuel not available
- No information

Bread (public): 1 pack
 Rice, lentils, sugar: 1 kg
 Cooking oil: 1 litre

WASH

Most common water source

Status of source

- Water is safe to drink
- Water tastes/smells bad
- People sick after drinking
- No information

Change in available water since last month

- More water
- No change
- Less water
- No information

Most common method of garbage disposal

Najih

Water trucking
 Buried / burned

Qirata

Water trucking
 Buried / burned

Rweisat

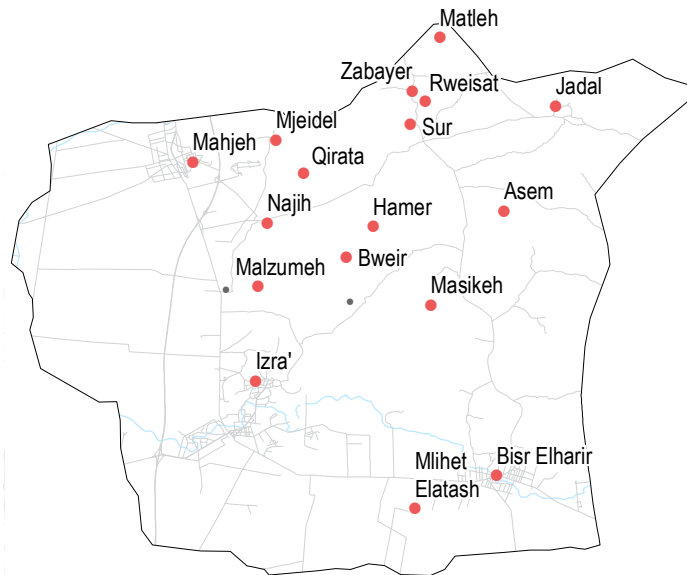
Closed well
 Public free collection

Sur

Water trucking
 Buried / burned

Zabayer

Closed well
 Public free collection



Education

Najih

Most children accessed education

Qirata

Some facilities destroyed
 Services are too far
 Unsafe route to services

Rweisat

Most children accessed education

Sur

Services are too far
 Unsafe route to services

Status of primary schools in village

- Functioning
- Not functioning
- Not available
- No information

Barriers to accessing education services

Zabayer

Some facilities destroyed
 Lack of teaching staff

Shelter

Most common shelter

- Independent apartment or house
- Shared apartment or house
- Unfinished apartment or house
- Tent
- Private space not for shelter
- Cave/natural shelter
- Collective public space not for shelter

- No IDPs
- No information

Min - Max: rent paid per room (where known)

Jasim

NDPs IDPs

 5500 - 6500 SYP

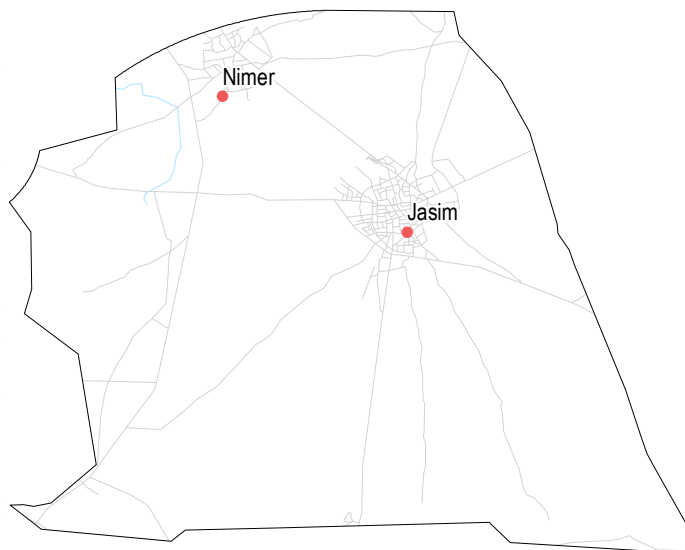
Nimer

NDPs IDPs

 4500 - 5000 SYP

• 2/2 communities assessed:

- Jasim
- Nimer



Displacement

Jasim

76-100%
 Yes No

Nimer

51-75%
 Yes No

% of pre-conflict population remaining

IDPs already living in village

IDPs arrived in last month

No information

Livelihoods

Most common strategies used to cope with lack of income / resources

Jasim

- Borrowing from family/friends
- Reducing meal size

Nimer

- Children sent to work/beg
- Borrowing from family/friends
- Selling household assets

NFIs

Jasim

B 7000 SYP
D 350 SYP
F 70000 SYP

Nimer

B 7500 SYP
D 350 SYP
F 65000 SYP

Most common electricity source

- Main network
- Generator
- No source available
- No information

Fuel Prices

- B** Butane (cannister)
- D** Diesel (litre)
- F** Firewood (tonne)

NA: not available for purchase

Health

Most common health problems

Jasim



Chronic disease with no access to medicine

Acute respiratory infections

Severe diseases affecting those aged less than 5

Nimer



Chronic disease with no access to medicine

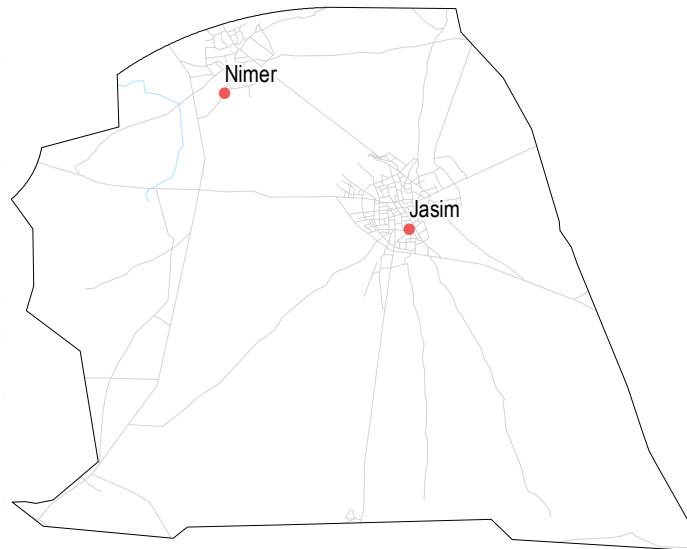
Injuries

Acute respiratory infections

• 2/2 communities assessed:

Jasim

Nimer



WASH

Most common water source

Status of source

Water is safe to drink

Water tastes/smells bad

People sick after drinking

No information

Change in available water since last month

More water

No change

Less water

No information

Most common method of garbage disposal

Jasim

Closed well

Public free collection

Nimer

Water trucking

Public free collection

Food Security

Jasim



Bread: no info

Rice: 650 SYP

Lentils: 400 SYP

Cooking oil: 750 SYP

Sugar: 400 SYP

Nimer



Bread: 125 SYP

Rice: 450 SYP

Lentils: 375 SYP

Cooking oil: 950 SYP

Sugar: 450 SYP

Main challenges to obtaining food

No challenges

Some foods unavailable

Local production decreased

Lack of access to market

Some foods expensive

Lack of resources to buy food available in markets

Lack of access to fuel

Cooking fuel not available

No information

Bread (public): 1 pack

Rice, lentils, sugar: 1 kg

Cooking oil: 1 litre

Education



Jasim

Most children accessed education



Nimer

Most children accessed education

Status of primary schools in village

Functioning

Not functioning

Not available

No information

Barriers to accessing education services

Shelter

Most common shelter

- Independent apartment or house
- Shared apartment or house
- Unfinished apartment or house
- Tent
- Private space not for shelter
- Cave/natural shelter
- Collective public space not for shelter

- No IDPs
- No information

Min - Max: rent paid per room (where known)

Ghasm

NDPs IDPs
2500 - 10000 SYP

Jizeh

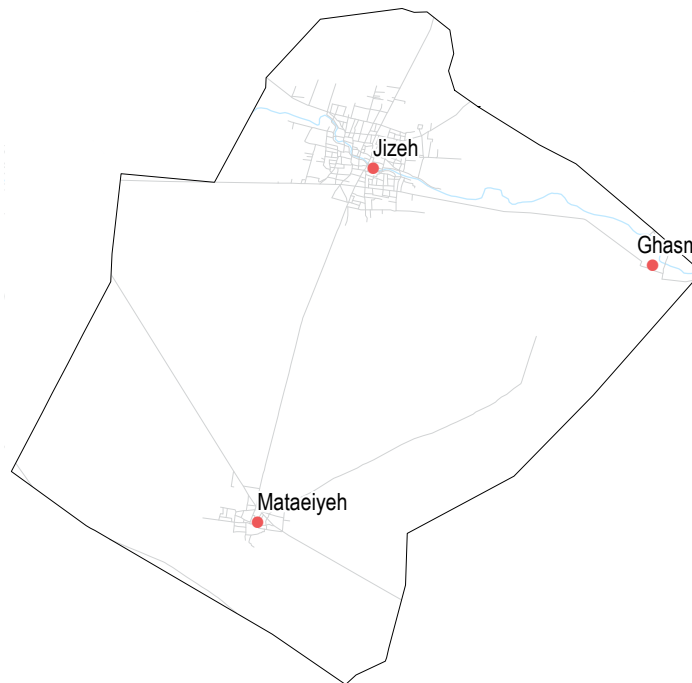
NDPs IDPs
2500 - 8000 SYP

Mataeiyeh

NDPs IDPs
No info

• 3/3 communities assessed:

- Ghasm
- Jizeh
- Mataeiyeh



Livelihoods

Most common strategies used to cope with lack of income / resources

Ghasm

- Children sent to work/beg
- Taking loans/buying on credit
- Borrowing from family/friends

Jizeh

- Children sent to work/beg
- Taking loans/buying on credit
- Borrowing from family/friends

Mataeiyeh

- Children sent to work/beg
- Taking loans/buying on credit
- Borrowing from family/friends

Displacement

Ghasm

76-100%
 Yes Yes

Jizeh

51-75%
 Yes No

Mataeiyeh

51-75%
 Yes No

% of pre-conflict population remaining

IDPs already living in village

IDPs arrived in last month

No information

NFIs

Ghasm

B 3600 SYP
D 250 SYP
F 60000 SYP

Jizeh

B 8000 SYP
D 300 SYP
F 60000 SYP

Mataeiyeh

B 3500 SYP
D 275 SYP
F 65000 SYP

Most common electricity source

Main network

Generator

No source available

No information

Fuel Prices

B Butane (cannister)

D Diesel (litre)

F Firewood (tonne)

NA: not available for purchase

Health

Most common health problems

Mataeiyeh

Acute respiratory infections
Fever
Severe diseases affecting those aged less than 5

Ghasm

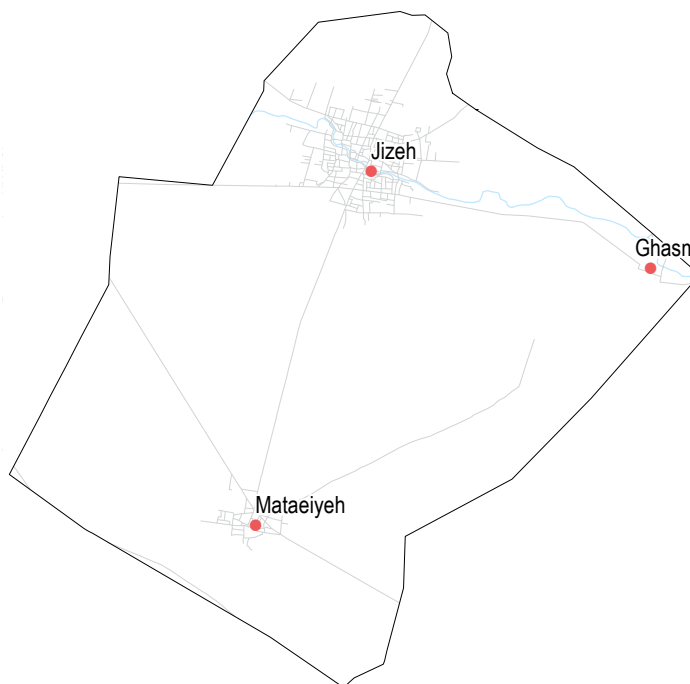
Pregnancy related diseases
Acute respiratory infections
Fever

Jizeh

Acute respiratory infections
Fever
Severe diseases affecting those aged less than 5

• 3/3 communities assessed:

Ghasm
Jizeh
Mataeiyeh



Food Security

Ghasm

Bread: 75 SYP
Rice: 650 SYP
Lentils: 400 SYP
Cooking oil: 850 SYP
Sugar: 425 SYP

Mataeiyeh

Bread: 100 SYP
Rice: 650 SYP
Lentils: 500 SYP
Cooking oil: 800 SYP
Sugar: 450 SYP

Jizeh

Bread: no info
Rice: 650 SYP
Lentils: 500 SYP
Cooking oil: 800 SYP
Sugar: 425 SYP

Main challenges to obtaining food

- No challenges
 - Some foods unavailable
 - Local production decreased
 - Lack of access to market
 - Some foods expensive
 - Lack of resources to buy food available in markets
 - Lack of access to fuel
 - Cooking fuel not available
 - No information
- Bread (public): 1 pack
Rice, lentils, sugar: 1 kg
Cooking oil: 1 litre

WASH

Most common water source

Status of source

- Water is safe to drink
- Water tastes/smells bad
- People sick after drinking
- No information

Change in available water since last month

- More water
- No change
- Less water
- No information

Most common method of garbage disposal

Ghasm

Network
 Public free collection

Jizeh

Network
 Public free collection

Mataeiyeh

Network
 Public free collection

Education

Ghasm

Most children accessed education

Jizeh

Most children accessed education

Mataeiyeh

Most children accessed education

Status of primary schools in village

- Functioning
- Not functioning
- Not available
- No information
- Barriers to accessing education services

Kherbet Ghazala, Dar'a Governorate

February 2017

Shelter

Most common shelter

- Independent apartment or house
- Shared apartment or house
- Unfinished apartment or house
- Tent
- Private space not for shelter
- Cave/natural shelter
- Collective public space not for shelter

- No IDPs
- No information

Min - Max: rent paid per room (where known)

Alma

- NDPs
- IDPs
- No info

Eastern Ghariyeh

- NDPs
- IDPs
- No info

Western Ghariyeh

- NDPs
- IDPs
- No info

• 3/4 communities assessed:

- Alma
- Eastern Ghariyeh
- Western Ghariyeh



Displacement

Alma

- 1-25%
- Yes
- Yes

Eastern Ghariyeh

- 51-75%
- Yes
- Yes

Western Ghariyeh

- 51-75%
- Yes
- Yes

% of pre-conflict population remaining

IDPs already living in village

IDPs arrived in last month

No information

Livelihoods

Most common strategies used to cope with lack of income / resources

Alma

- Borrowing from family/friends
- High risk/illegal work
- Selling household assets

Eastern Ghariyeh

- High risk/illegal work
- Selling household assets

Western Ghariyeh

- Children sent to work/beg
- Taking loans/buying on credit
- Borrowing from family/friends

NFIs

Alma

- B 10000 SYP
- D 400 SYP
- F NA

Eastern Ghariyeh

- B 10000 SYP
- D 300 SYP
- F 75000 SYP

Western Ghariyeh

- B 7500 SYP
- D 310 SYP
- F 60000 SYP

Most common electricity source

Main network

Generator

No source available

No information

Fuel Prices

B Butane (cannister)

D Diesel (litre)

F Firewood (tonne)

NA: not available for purchase

Health

Most common health problems

Western Ghariyeh

Acute respiratory infections
Fever
Severe diseases affecting those aged less than 5

Alma

Diarrhea
Chronic disease with no access to medicine
Pregnancy related diseases

Eastern Ghariyeh

Diarrhea
Pregnancy related diseases
Acute respiratory infections

• 3/4 communities assessed:

- Alma
- Eastern Ghariyeh
- Western Ghariyeh



Food Security

Alma

Bread: no info
Rice: 700 SYP
Lentils: 450 SYP
Cooking oil: 750 SYP
Sugar: 400 SYP

Western Ghariyeh

Bread: no info
Rice: 650 SYP
Lentils: 400 SYP
Cooking oil: 875 SYP
Sugar: 425 SYP

Eastern Ghariyeh

Bread: no info
Rice: 750 SYP
Lentils: 400 SYP
Cooking oil: 700 SYP
Sugar: 400 SYP

Main challenges to obtaining food

- No challenges
- Some foods unavailable
- Local production decreased
- Lack of access to market
- Some foods expensive
- Lack of resources to buy food available in markets
- Lack of access to fuel
- Cooking fuel not available
- No information

Bread (public): 1 pack
Rice, lentils, sugar: 1 kg
Cooking oil: 1 litre

WASH

Most common water source

Status of source

- Water is safe to drink
- Water tastes/smells bad
- People sick after drinking
- No information

Change in available water since last month

- More water
- No change
- Less water
- No information

Most common method of garbage disposal

Alma

Closed well Private paid collection

Eastern Ghariyeh

Closed well Public free collection

Western Ghariyeh

Network Public free collection

Education

Alma

Most children accessed education

Eastern Ghariyeh

Most children accessed education

Western Ghariyeh

Most children accessed education

Status of primary schools in village

- Functioning
- Not functioning
- Not available
- No information
- Barriers to accessing education services

Masmiyeh, Dar'a Governorate

February 2017

Shelter

Most common shelter

- Independent apartment or house
- Shared apartment or house
- Unfinished apartment or house
- Tent
- Private space not for shelter
- Cave/natural shelter
- Collective public space not for shelter

- No IDPs
- No information

Min - Max: rent paid per room (where known)

Masmiyeh

- NDPs
- IDPs
- No info

Sakra

- NDPs
- IDPs
- No info

Shaara

- NDPs
- IDPs
- No info

Sharae

- NDPs
- IDPs
- No info

Sweinmreh

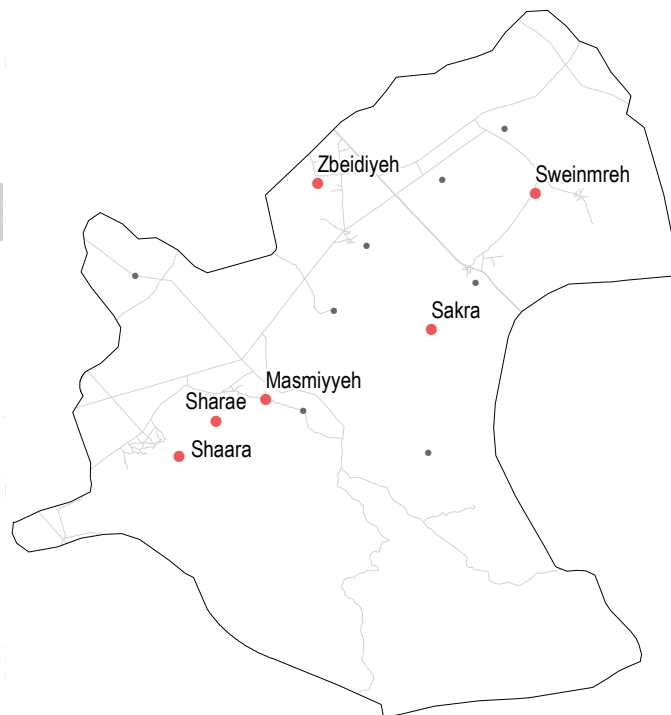
- NDPs
- IDPs
- No info

Zbeidiyeh

- NDPs
- IDPs
- No info

6/13 communities assessed:

- Masmiyeh
- Sakra
- Shaara
- Sharae
- Sweinmreh
- Zbeidiyeh



Livelihoods

Most common strategies used to cope with lack of income / resources

Masmiyeh

- Children sent to work/beg
- Skipping meals

Sakra

- Borrowing from family/friends
- High risk/illegal work
- Selling household assets

Shaara

- Children sent to work/beg
- Borrowing from family/friends
- High risk/illegal work

Sharae

- Children sent to work/beg
- Borrowing from family/friends
- Selling household assets

Sweinmreh

- Children sent to work/beg
- Skipping meals

Zbeidiyeh

- Borrowing from family/friends
- Selling household assets

Displacement

Masmiyeh

- 51-75%
- Yes
- No

Sakra

- 51-75%
- Yes
- No

Shaara

- 76-100%
- Yes
- No

Sharae

- 76-100%
- Yes
- No

% of pre-conflict population remaining

IDPs already living in village

IDPs arrived in last month

No information

Sweinmreh

- 51-75%
- No
- No info

Zbeidiyeh

- 26-50%
- No
- No info

NFIs

Masmiyeh

- B 2800 SYP
- D 275 SYP
- F 55000 SYP

Sakra

- B 8000 SYP
- D 350 SYP
- F 70000 SYP

Shaara

- B 6500 SYP
- D 375 SYP
- F 60000 SYP

Sharae

- B 5500 SYP
- D 375 SYP
- F 60000 SYP

Sweinmreh

- B 3000 SYP
- D 275 SYP
- F 55000 SYP

Zbeidiyeh

- B 5300 SYP
- D 280 SYP
- F 70000 SYP

Most common electricity source

Main network

Generator

No source available

No information

Fuel Prices

B Butane (cannister)

D Diesel (litre)

F Firewood (tonne)

NA: not available for purchase

Health

Most common health problems

Shaara

Diarrhea
 Chronic disease with no access to medicine
 Severe diseases affecting those aged less than 5

Zbeidiyeh

Maternal health issues

Masmkiyyeh

Chronic disease with no access to medicine
 Acute respiratory infections
 Severe diseases affecting those aged less than 5

Sharae

Diarrhea
 Chronic disease with no access to medicine
 Severe diseases affecting those aged less than 5

Sakra

Chronic disease with no access to medicine
 Maternal health issues
 Severe diseases affecting those aged less than 5

Sweinmreh

Chronic disease with no access to medicine
 Acute respiratory infections
 Severe diseases affecting those aged less than 5

- 6/13 communities assessed:
- Masmkiyyeh
- Sakra
- Shaara
- Sharae
- Sweinmreh
- Zbeidiyeh

Food Security

Sweinmreh

Bread: 75 SYP
 Rice: 500 SYP
 Lentils: 400 SYP
 Cooking oil: 800 SYP
 Sugar: 400 SYP

Masmkiyyeh

Bread: 50 SYP
 Rice: 500 SYP
 Lentils: 400 SYP
 Cooking oil: 800 SYP
 Sugar: 400 SYP

Shaara

Bread: 100 SYP
 Rice: 650 SYP
 Lentils: 275 SYP
 Cooking oil: 800 SYP
 Sugar: 390 SYP

Zbeidiyeh

Bread: 100 SYP
 Rice: 700 SYP
 Lentils: 400 SYP
 Cooking oil: 700 SYP
 Sugar: 400 SYP

Sakra

Bread: 125 SYP
 Rice: 800 SYP
 Lentils: 500 SYP
 Cooking oil: 750 SYP
 Sugar: 450 SYP

Sharae

Bread: 100 SYP
 Rice: 550 SYP
 Lentils: 300 SYP
 Cooking oil: 725 SYP
 Sugar: 390 SYP

Main challenges to obtaining food

- No challenges
- Some foods unavailable
- Local production decreased
- Lack of access to market
- Some foods expensive
- Lack of resources to buy food available in markets
- Lack of access to fuel
- Cooking fuel not available
- No information

Bread (public): 1 pack
 Rice, lentils, sugar: 1 kg
 Cooking oil: 1 litre

WASH

Most common water source

Status of source

- Water is safe to drink
- Water tastes/smells bad
- People sick after drinking
- No information

Change in available water since last month

- More water
- No change
- Less water
- No information

Most common method of garbage disposal

Masmkiyyeh

Network
 Public free collection

Sakra

Closed well
 Public free collection

Shaara

Network
 Buried / burned

Sharae

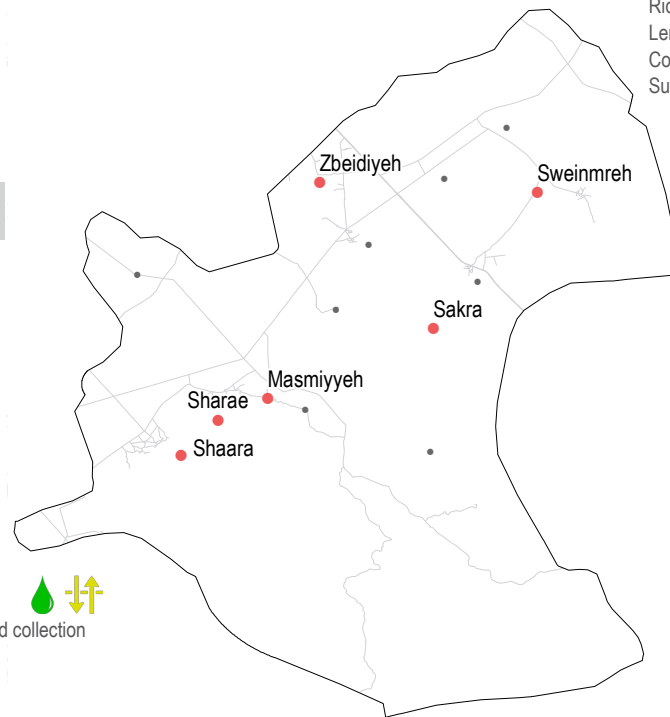
Network
 Public free collection

Zbeidiyeh

Closed well
 Private paid collection

Sweinmreh

Closed well
 Buried / burned



Education

Masmkiyyeh

Most children accessed education

Sakra

Most children accessed education

Shaara

Services are too far
 Unsafe route to services

Sharae

Most children accessed education

Status of primary schools in village

- Functioning
- Not functioning
- Not available
- No information
- Barriers to accessing education services

Sweinmreh

Most children accessed education

Zbeidiyeh

Most children accessed education

Mseifra, Dar'a Governorate

February 2017

Shelter

Most common shelter

- Independent apartment or house
- Shared apartment or house
- Unfinished apartment or house
- Tent
- Private space not for shelter
- Cave/natural shelter
- Collective public space not for shelter

- No IDPs
- No information

Min - Max: rent paid per room (where known)

Karak

- NDPs
- IDPs
- No info

Um Walad

- NDPs
- IDPs
- No info

Mseifra

- NDPs
- IDPs
- 4000 - 5000 SYP

Sahwa

- NDPs
- IDPs
- 5000 - 6000 SYP

• 4/4 communities assessed:

- Karak
- Mseifra
- Sahwa
- Um Walad

Displacement

Karak

- 76-100%
- Yes
- No

Mseifra

- 51-75%
- Yes
- Yes

Sahwa

- 51-75%
- Yes
- Yes

Um Walad

- 51-75%
- Yes
- Yes

% of pre-conflict population remaining

IDPs already living in village

IDPs arrived in last month

No information

Livelihoods

Most common strategies used to cope with lack of income / resources

Karak

- Children sent to work/beg
- Borrowing from family/friends
- Selling household assets

Um Walad

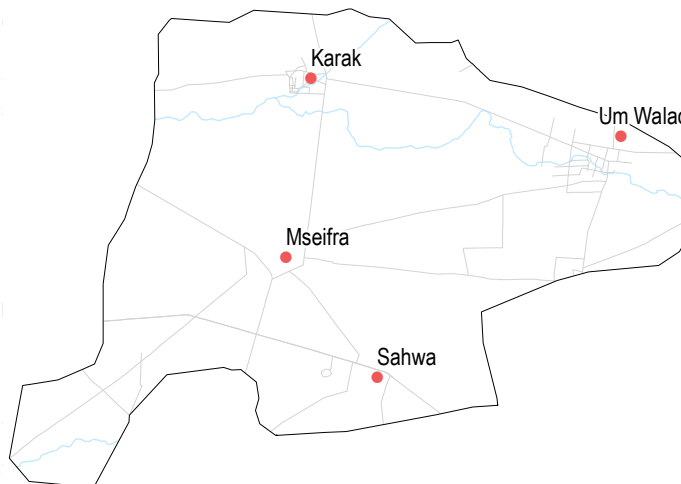
- Children sent to work/beg
- Borrowing from family/friends
- Selling household assets

Mseifra

- Adults begging
- Children sent to work/beg
- Borrowing from family/friends

Sahwa

- Children sent to work/beg
- Borrowing from family/friends
- Selling household assets



NFIs

Karak

- B 8700 SYP
- D 350 SYP
- F 65000 SYP

Mseifra

- B 11500 SYP
- D 350 SYP
- F 75000 SYP

Sahwa

- B 11500 SYP
- D 350 SYP
- F 75000 SYP

Um Walad

- B 11000 SYP
- D 350 SYP
- F 75000 SYP

Most common electricity source

Main network

Generator

No source available

No information

Fuel Prices

B Butane (cannister)

D Diesel (litre)

F Firewood (tonne)

NA: not available for purchase

Health

Most common health problems

Sahwa

Chronic disease with no access to medicine
Injuries
Acute respiratory infections

Um Walad

Chronic disease with no access to medicine
Injuries
Acute respiratory infections

Karak

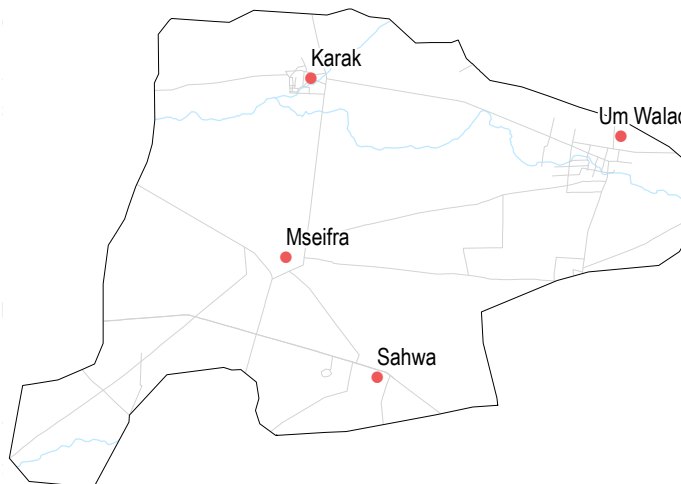
Chronic disease with no access to medicine
Injuries
Acute respiratory infections

Mseifra

Chronic disease with no access to medicine
Injuries
Acute respiratory infections

• 4/4 communities assessed:

- Karak
- Mseifra
- Sahwa
- Um Walad



WASH

Most common water source

Status of source

- Water is safe to drink
- Water tastes/smells bad
- People sick after drinking
- No information

Change in available water since last month

- More water
- No change
- Less water
- No information

Most common method of garbage disposal

Karak

Water trucking
 Public free collection

Mseifra

Network
 Public free collection

Sahwa

Network
 Public free collection

Um Walad

Network
 Public free collection

Food Security

Karak

Bread: 100 SYP
Rice: 500 SYP
Lentils: 350 SYP
Cooking oil: 900 SYP
Sugar: 450 SYP

Mseifra

Bread: 125 SYP
Rice: 550 SYP
Lentils: 400 SYP
Cooking oil: 900 SYP
Sugar: 450 SYP

Sahwa

Bread: 100 SYP
Rice: 550 SYP
Lentils: 450 SYP
Cooking oil: 775 SYP
Sugar: 450 SYP

Um Walad

Bread: 125 SYP
Rice: 550 SYP
Lentils: 450 SYP
Cooking oil: 900 SYP
Sugar: 450 SYP

Main challenges to obtaining food

- No challenges
- Some foods unavailable
- Local production decreased
- Lack of access to market
- Some foods expensive
- Lack of resources to buy food available in markets
- Lack of access to fuel
- Cooking fuel not available

No information

Bread (public): 1 pack
Rice, lentils, sugar: 1 kg
Cooking oil: 1 litre

Education

Karak

Most children accessed education

Mseifra

Most children accessed education

Sahwa

Most children accessed education

Um Walad

Most children accessed education

Status of primary schools in village

- Functioning
- Not functioning
- Not available
- No information
- Barriers to accessing education services

Mzeireb 1/2, Dar'a Governorate

February 2017

Shelter

Most common shelter

- Independent apartment or house
- Shared apartment or house
- Unfinished apartment or house
- Tent
- Private space not for shelter
- Cave/natural shelter
- Collective public space not for shelter

- No IDPs
- No information

Min - Max: rent paid per room (where known)

Ajami

NDPs IDPs
5000 - 8000 SYP

Jlein

NDPs IDPs
No info

Mzeireb

NDPs IDPs
No info

Nahj

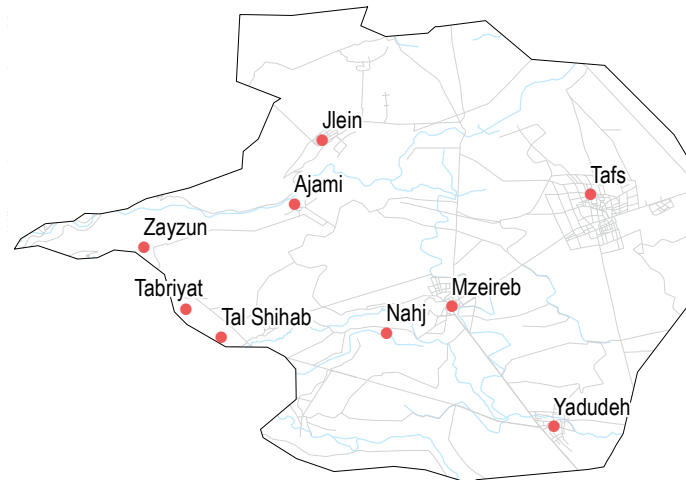
NDPs IDPs
8000 - 10000 SYP

Tabriyat

NDPs IDPs
No info

- 9/9 communities assessed (4 communities are shown on the next factsheet):

Ajami
Jlein
Mzeireb
Nahj
Tabriyat



Livelihoods

Most common strategies used to cope with lack of income / resources

Ajami

- Borrowing from family/friends
- Selling household assets

Jlein

- Children sent to work/beg
- Taking loans/buying on credit
- Borrowing from family/friends

Mzeireb

- Children sent to work/beg
- Taking loans/buying on credit
- Borrowing from family/friends

Nahj

- Children sent to work/beg
- Borrowing from family/friends
- Selling household assets

Tabriyat

- Borrowing from family/friends

Displacement

Ajami

76-100%
 No No info

Jlein

51-75%
 No No info

Mzeireb

51-75%
 No No info

Nahj

76-100%
 No No info

% of pre-conflict population remaining

IDPs already living in village

IDPs arrived in last month

No information

Tabriyat

76-100%
 No No info

NFIs

Ajami

B 7800 SYP
D 350 SYP
F 75000 SYP

Jlein

B 7500 SYP
D 300 SYP
F 61000 SYP

Mzeireb

B 8500 SYP
D 290 SYP
F 61000 SYP

Nahj

B 7800 SYP
D 350 SYP
F 75000 SYP

Tabriyat

B 8000 SYP
D 350 SYP
F 75000 SYP

Most common electricity source

Main network

Generator

No source available

No information

Fuel Prices

B Butane (cannister)

D Diesel (litre)

F Firewood (tonne)

NA: not available for purchase

Mzeireb 1/2, Dar'a Governorate

February 2017

Health

Most common health problems

Mzeireb

Disabilities
Pregnancy related diseases
Severe diseases affecting those aged less than 5

Nahj

Diarrhea
Acute respiratory infections
Fever

Ajami

Diarrhea
Pregnancy related diseases

Jlein

Communicable diseases
Pregnancy related diseases
Severe diseases affecting those aged less than 5

Tabriyat

Diarrhea
Communicable diseases
Fever

• 9/9 communities assessed (4 communities are shown on the next factsheet):

Ajami
Jlein
Mzeireb
Nahj
Tabriyat

Food Security

Tabriyat

Bread: no info
 Rice: 700 SYP
 Lentils: 500 SYP
 Cooking oil: 920 SYP
 Sugar: 500 SYP

Ajami

Bread: no info
 Rice: 750 SYP
 Lentils: 500 SYP
 Cooking oil: 950 SYP
 Sugar: 500 SYP

Mzeireb

Bread: no info
 Rice: 600 SYP
 Lentils: 330 SYP
 Cooking oil: 900 SYP
 Sugar: 425 SYP

Jlein

Bread: no info
 Rice: 600 SYP
 Lentils: 320 SYP
 Cooking oil: 850 SYP
 Sugar: 400 SYP

Nahj

Bread: no info
 Rice: 750 SYP
 Lentils: 500 SYP
 Cooking oil: 950 SYP
 Sugar: 475 SYP

Main challenges to obtaining food

- No challenges
- Some foods unavailable
- Local production decreased
- Lack of access to market
- Some foods expensive
- Lack of resources to buy food available in markets
- Lack of access to fuel
- Cooking fuel not available

No information

Bread (public): 1 pack
Rice, lentils, sugar: 1 kg
Cooking oil: 1 litre

WASH

Most common water source

Status of source

- Water is safe to drink
- Water tastes/smells bad
- People sick after drinking
- No information

Change in available water since last month

- More water
- No change
- Less water
- No information

Most common method of garbage disposal

Ajami

Protected spring
Public free collection

Jlein

Water trucking
Private paid collection

Mzeireb

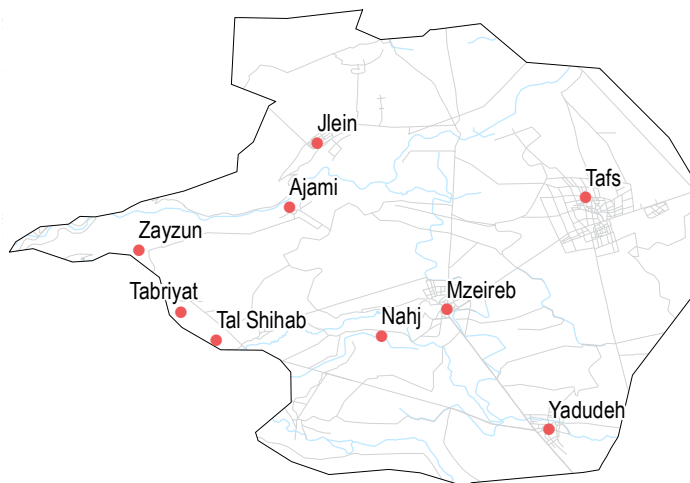
Water trucking
Private paid collection

Nahj

Water trucking
Public free collection

Tabriyat

Water trucking
Buried / burned



Education

Ajami

Most children accessed education

Jlein

Most children accessed education

Mzeireb

Most children accessed education

Nahj

Most children accessed education

Status of primary schools in village

- Functioning
- Not functioning
- Not available
- No information
- Barriers to accessing education services

Tabriyat

Most children accessed education

Shelter

Most common shelter

- Independent apartment or house
- Shared apartment or house
- Unfinished apartment or house
- Tent
- Private space not for shelter
- Cave/natural shelter
- Collective public space not for shelter

- No IDPs
- No information

Min - Max: rent paid per room (where known)

Tafas

- NDPs
- IDPs
- No info

Zayzun

- NDPs
- IDPs
- No info

Tal Shihab

- NDPs
- IDPs
- 10000 - 15000 SYP

Yadudeh

- NDPs
- IDPs
- No info

Livelihoods

Most common strategies used to cope with lack of income / resources

Tafas

- Children sent to work/beg
- Taking loans/buying on credit
- Borrowing from family/friends

Tal Shihab

- Borrowing from family/friends

Yadudeh

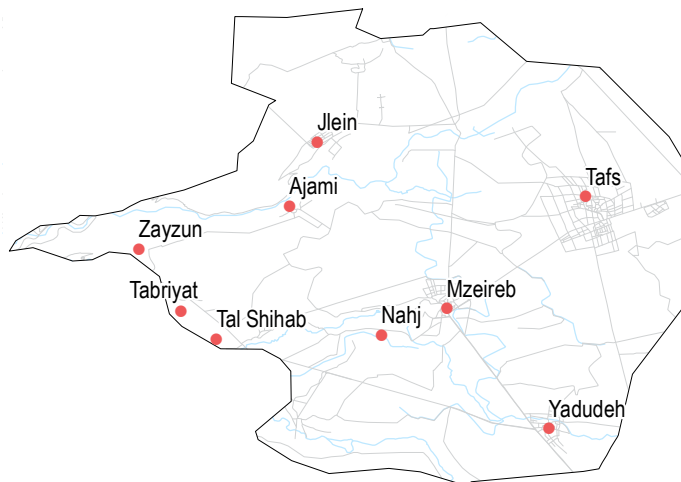
- Children sent to work/beg
- Taking loans/buying on credit
- Borrowing from family/friends

Zayzun

- Children sent to work/beg
- Taking loans/buying on credit
- Borrowing from family/friends

- 9/9 communities assessed (5 communities are shown on the previous factsheet):

Tafas
Tal Shihab
Yadudeh
Zayzun



Displacement

Tafas

- 51-75%
- No
- No info

Tal Shihab

- 76-100%
- No
- No info

Yadudeh

- 51-75%
- No
- No info

Zayzun

- 51-75%
- No
- No info

% of pre-conflict population remaining

IDPs already living in village

IDPs arrived in last month

No information

NFIs

Tafas

- B** 7500 SYP
- D** 290 SYP
- F** 61000 SYP

Tal Shihab

- B** 7800 SYP
- D** 350 SYP
- F** 70000 SYP

Yadudeh

- B** 8500 SYP
- D** 290 SYP
- F** 60000 SYP

Zayzun

- B** 8500 SYP
- D** 290 SYP
- F** 61000 SYP

Most common electricity source

Main network

Generator

No source available

No information

Fuel Prices

B Butane (cannister)

D Diesel (litre)

F Firewood (tonne)

NA: not available for purchase

Health

Most common health problems

Yadudeh

Disabilities
Communicable diseases
Severe diseases affecting those aged less than 5

Zayzun

Disabilities
Maternal health issues
Severe diseases affecting those aged less than 5

Tafas

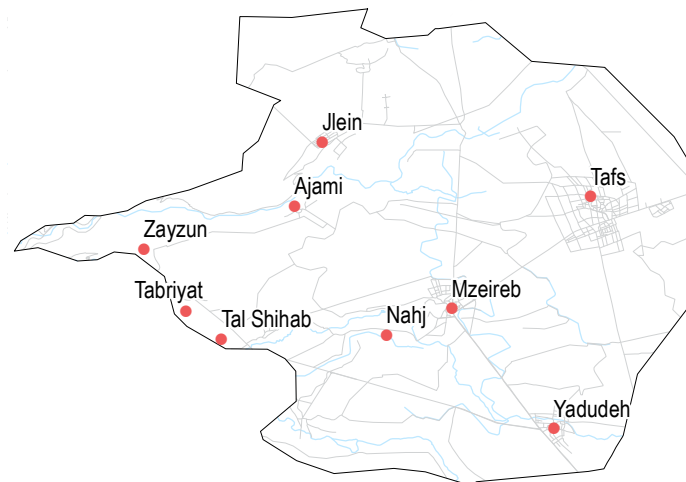
Communicable diseases
Pregnancy related diseases
Severe diseases affecting those aged less than 5

Tal Shihab

Skin disease
Communicable diseases

- 9/9 communities assessed (5 communities are shown on the previous factsheet):

Tafas
Tal Shihab
Yadudeh
Zayzun



WASH

Most common water source

Status of source

- Water is safe to drink
- Water tastes/smells bad
- People sick after drinking
- No information

Change in available water since last month

- More water
- No change
- Less water
- No information

Most common method of garbage disposal

Tafas

Water trucking
Private paid collection

Tal Shihab

Water trucking
Private paid collection

Yadudeh

Water trucking
Private paid collection

Zayzun

Water trucking
Private paid collection

Food Security

Tafas

Bread: no info
Rice: 600 SYP
Lentils: 400 SYP
Cooking oil: 650 SYP
Sugar: 400 SYP

Yadudeh

Bread: no info
Rice: 600 SYP
Lentils: 320 SYP
Cooking oil: 800 SYP
Sugar: 450 SYP

Tal Shihab

Bread: 200 SYP
Rice: 750 SYP
Lentils: 500 SYP
Cooking oil: 950 SYP
Sugar: 475 SYP

Zayzun

Bread: no info
Rice: 600 SYP
Lentils: 325 SYP
Cooking oil: 800 SYP
Sugar: 425 SYP

Main challenges to obtaining food

- No challenges
- Some foods unavailable
- Local production decreased
- Lack of access to market
- Some foods expensive
- Lack of resources to buy food available in markets
- Lack of access to fuel
- Cooking fuel not available

No information

Bread (public): 1 pack
Rice, lentils, sugar: 1 kg
Cooking oil: 1 litre

Education

Tafas

Most children accessed education

Tal Shihab

Most children accessed education

Yadudeh

Most children accessed education

Zayzun

Most children accessed education

Status of primary schools in village

- Functioning
- Not functioning
- Not available
- No information
- Barriers to accessing education services

Nawa, Dar'a Governorate

February 2017

Shelter

Most common shelter

- Independent apartment or house
- Shared apartment or house
- Unfinished apartment or house
- Tent
- Private space not for shelter
- Cave/natural shelter
- Collective public space not for shelter

- No IDPs
- No information

Min - Max: rent paid per room (where known)

Edwan

- NDPs
- IDPs
- No info

Jabaliyeh

- NDPs
- IDPs
- No info

Nasriyeh

- NDPs
- IDPs
- 2500 - 3000 SYP

Nawa

- NDPs
- IDPs
- 12000 - 17000 SYP

Sheikh Saed

- NDPs
- IDPs
- No info

Sokkariyeh

- NDPs
- IDPs
- No info

Livelihoods

Most common strategies used to cope with lack of income / resources

Edwan

- Children sent to work/beg
- Skipping meals

Jabaliyeh

- Borrowing from family/friends
- Skipping meals
- Reducing meal size

Nasriyeh

- Children sent to work/beg
- Skipping meals

Nawa

- Borrowing from family/friends
- Skipping meals
- Reducing meal size

Sheikh Saed

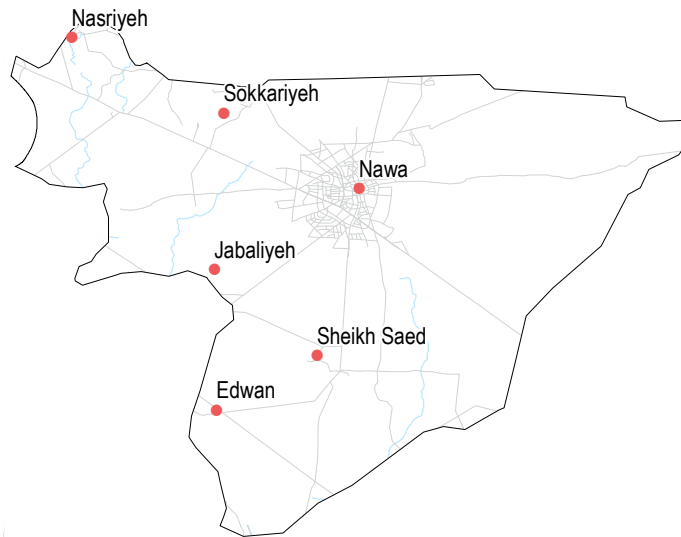
- Children sent to work/beg
- Borrowing from family/friends
- Selling household assets

Sokkariyeh

- Borrowing from family/friends
- Skipping meals
- Reducing meal size

6/6 communities assessed:

- Edwan
- Jabaliyeh
- Nasriyeh
- Nawa
- Sheikh Saed
- Sokkariyeh



Displacement

Edwan

- 76-100%
- Yes
- Yes

Jabaliyeh

- 51-75%
- No
- No info

Nasriyeh

- 76-100%
- Yes
- No

Nawa

- 51-75%
- No
- No info

% of pre-conflict population remaining

IDPs already living in village

IDPs arrived in last month

No information

Sheikh Saed

- 51-75%
- Yes
- No

Sokkariyeh

- 76-100%
- No
- No info

NFIs

Edwan

- B** 7000 SYP
- D** 300 SYP
- F** 55000 SYP

Jabaliyeh

- B** 12000 SYP
- D** 250 SYP
- F** NA

Nasriyeh

- B** 6500 SYP
- D** 250 SYP
- F** 55000 SYP

Nawa

- B** 7000 SYP
- D** 250 SYP
- F** 75000 SYP

Sheikh Saed

- B** 7000 SYP
- D** 350 SYP
- F** 65000 SYP

Sokkariyeh

- B** 9000 SYP
- D** 350 SYP
- F** 70000 SYP

Most common electricity source

- Main network
- Generator
- No source available
- No information

Fuel Prices

- B** Butane (cannister)
- D** Diesel (litre)
- F** Firewood (tonne)

NA: not available for purchase

Nawa, Dar'a Governorate

February 2017

Health

Most common health problems

Nasriyeh

Chronic disease with no access to medicine
Acute respiratory infections
Severe diseases affecting those aged less than 5

Sokkariyeh

Diarrhea
Chronic disease with no access to medicine
Acute respiratory infections

Edwan

Chronic disease with no access to medicine
Acute respiratory infections
Severe diseases affecting those aged less than 5

Nawa

Communicable diseases
Chronic disease with no access to medicine
Acute respiratory infections

Sheikh Saed

Chronic disease with no access to medicine
Acute respiratory infections
Severe diseases affecting those aged less than 5

• 6/6 communities assessed:

- Edwan
- Jabaliyeh
- Nasriyeh
- Nawa
- Sheikh Saed
- Sokkariyeh

Food Security

Sheikh Saed

Bread: 150 SYP
Rice: 500 SYP
Lentils: 400 SYP
Cooking oil: 950 SYP
Sugar: 450 SYP

Edwan

Bread: no info
Rice: 500 SYP
Lentils: 400 SYP
Cooking oil: 800 SYP
Sugar: 400 SYP

Nasriyeh

Bread: no info
Rice: 500 SYP
Lentils: 400 SYP
Cooking oil: 800 SYP
Sugar: 400 SYP

Sokkariyeh

Bread: no info
Rice: 600 SYP
Lentils: 400 SYP
Cooking oil: 750 SYP
Sugar: 400 SYP

Jabaliyeh

Bread: no info
Rice: 550 SYP
Lentils: 400 SYP
Cooking oil: 700 SYP
Sugar: 400 SYP

Nawa

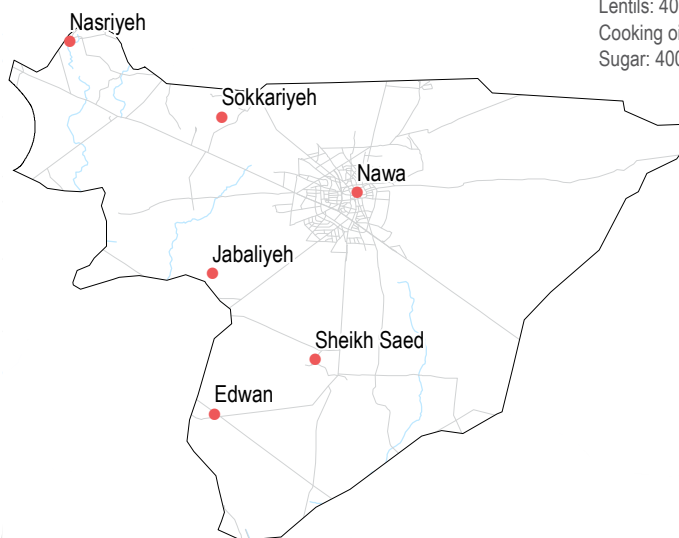
Bread: no info
Rice: 450 SYP
Lentils: 400 SYP
Cooking oil: 700 SYP
Sugar: 400 SYP

Main challenges to obtaining food

- No challenges
- Some foods unavailable
- Local production decreased
- Lack of access to market
- Some foods expensive
- Lack of resources to buy food available in markets
- Lack of access to fuel
- Cooking fuel not available

No information

Bread (public): 1 pack
Rice, lentils, sugar: 1 kg
Cooking oil: 1 litre



WASH

Most common water source

Status of source

- Water is safe to drink
- Water tastes/smells bad
- People sick after drinking
- No information

Change in available water since last month

- More water
- No change
- Less water
- No information

Most common method of garbage disposal

Edwan

Network
 Private paid collection

Jabaliyeh

Closed well
 Public free collection

Nasriyeh

Network
 Buried / burned

Nawa

Closed well
 Public free collection

Sokkariyeh

Closed well
 Buried / burned

Sheikh Saed

Network
 Public free collection

Education

Edwan

Most children accessed education

Jabaliyeh

Most children accessed education

Nasriyeh

Most children accessed education

Nawa

Most children accessed education

Status of primary schools in village

- Functioning
- Not functioning
- Not available
- No information
- Barriers to accessing education services

Sheikh Saed

Most children accessed education

Sokkariyeh

Most children accessed education

Shelter

Most common shelter

- Independent apartment or house
- Shared apartment or house
- Unfinished apartment or house
- Tent
- Private space not for shelter
- Cave/natural shelter
- Collective public space not for shelter

- No IDPs
- No information

Min - Max: rent paid per room (where known)

Faqie

- NDPs
- IDPs
- No info

Qarfa

- NDPs
- IDPs
- 2000 - 2500 SYP

• 2/6 communities assessed:

- Faqie
- Qarfa

Displacement

Faqie

- 26-50%
- No
- No info

Qarfa

- 51-75%
- Yes
- No

% of pre-conflict population remaining

IDPs already living in village

IDPs arrived in last month

No information

Livelihoods

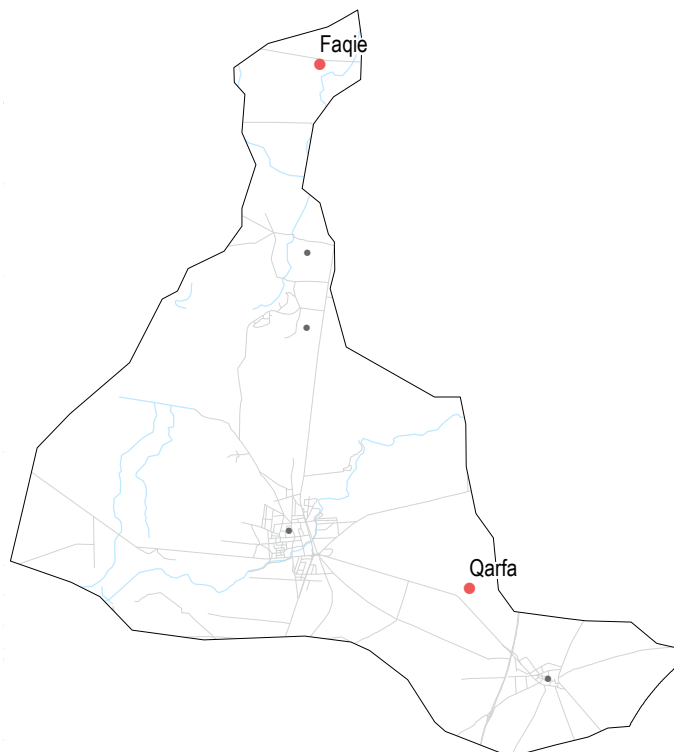
Most common strategies used to cope with lack of income / resources

Faqie

- Borrowing from family/friends
- Skipping meals
- Reducing meal size

Qarfa

- Children sent to work/beg
- Skipping meals



NFIs

Faqie

- B** 3800 SYP
- D** 250 SYP
- F** 7500 SYP

Qarfa

- B** 2800 SYP
- D** 175 SYP
- F** 5500 SYP

Most common electricity source


- Main network
- Generator
- No source available
- No information

Fuel Prices

- B** Butane (cannister)
- D** Diesel (litre)
- F** Firewood (tonne)

NA: not available for purchase

Health

 Most common health problems

Faqie



Communicable diseases
 Chronic disease with no access to medicine
 Acute respiratory infections

Qarfa







Chronic disease with no access to medicine
 Acute respiratory infections
 Severe diseases affecting those aged less than 5





WASH

Most common water source

Status of source



-  Water is safe to drink
-  Water tastes/smells bad
-  People sick after drinking
-  No information

Change in available water since last month




-  More water
-  No change
-  Less water
-  No information

 Most common method of garbage disposal

Faqie

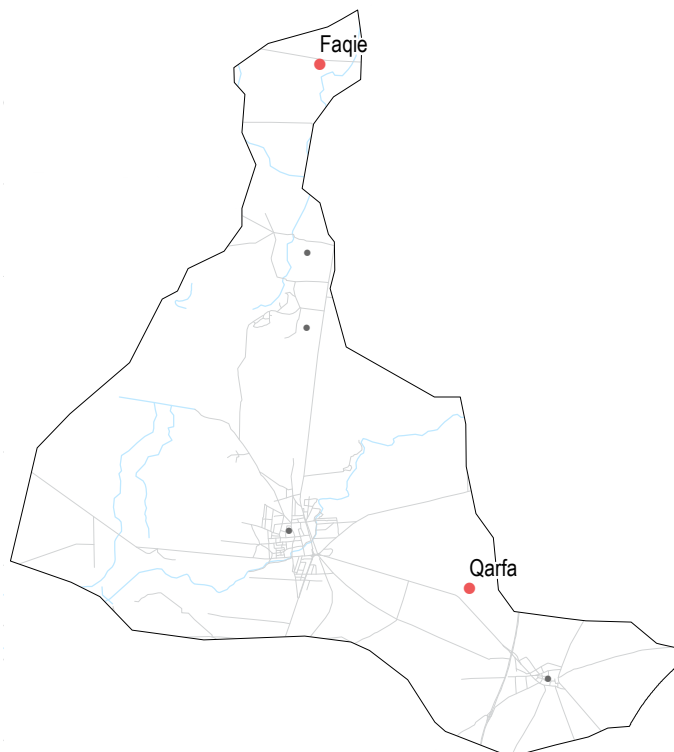
-  Closed well 
-  Public free collection

Qarfa

-  Network 
-  Public free collection

• 2/6 communities assessed:

- Faqie
- Qarfa



Food Security

Faqie



Bread: 100 SYP
 Rice: 400 SYP
 Lentils: 400 SYP
 Cooking oil: 700 SYP
 Sugar: 400 SYP

Qarfa



Bread: 50 SYP
 Rice: 500 SYP
 Lentils: 400 SYP
 Cooking oil: 800 SYP
 Sugar: 400 SYP

Main challenges to obtaining food

-  No challenges
 -  Some foods unavailable
 -  Local production decreased
 -  Lack of access to market
 -  Some foods expensive
 -  Lack of resources to buy food available in markets
 -  Lack of access to fuel
 -  Cooking fuel not available
 -  No information
- Bread (public): 1 pack
 Rice, lentils, sugar: 1 kg
 Cooking oil: 1 litre

Education


Faqie

 Most children accessed education

Qarfa

 Most children accessed education

Status of primary schools in village

-  Functioning
-  Not functioning
-  Not available
-  No information
-  Barriers to accessing education services

Tassil, Dar'a Governorate

February 2017

Shelter

Most common shelter

- Independent apartment or house
- Shared apartment or house
- Unfinished apartment or house
- Tent
- Private space not for shelter
- Cave/natural shelter
- Collective public space not for shelter

- No IDPs
- No information

Min - Max: rent paid per room (where known)

Bekar

NDPs IDPs
3000 - 5000 SYP

Eastern Bekar

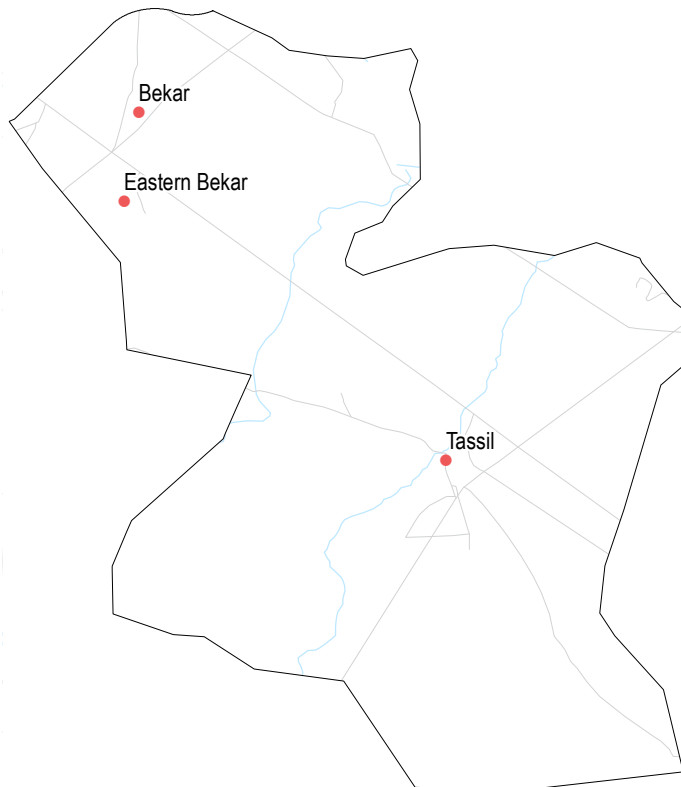
NDPs IDPs
3500 - 5000 SYP

Tassil

NDPs IDPs
3500 - 4500 SYP

• 3/3 communities assessed:

- Bekar
- Eastern Bekar
- Tassil



Livelihoods

Most common strategies used to cope with lack of income / resources

Bekar

- Borrowing from family/friends
- Reducing meal size

Eastern Bekar

- Borrowing from family/friends
- Reducing meal size

Tassil

- High risk/illegal work
- Selling household assets

Displacement

Bekar

76-100%
 No No info

Eastern Bekar

76-100%
 No No info

Tassil

76-100%
 Yes No

% of pre-conflict population remaining

IDPs already living in village

IDPs arrived in last month

No information

NFIs

Bekar

B 7800 SYP
D 350 SYP
F 70000 SYP

Eastern Bekar

B 8000 SYP
D 350 SYP
F 70000 SYP

Tassil

B 10000 SYP
D 250 SYP
F 90000 SYP

Most common electricity source

Main network

Generator

No source available

No information

Fuel Prices

B Butane (cannister)

D Diesel (litre)

F Firewood (tonne)

NA: not available for purchase

Health

Most common health problems

Tassil

Disabilities
Acute respiratory infections
Severe diseases affecting those aged less than 5

Bekar

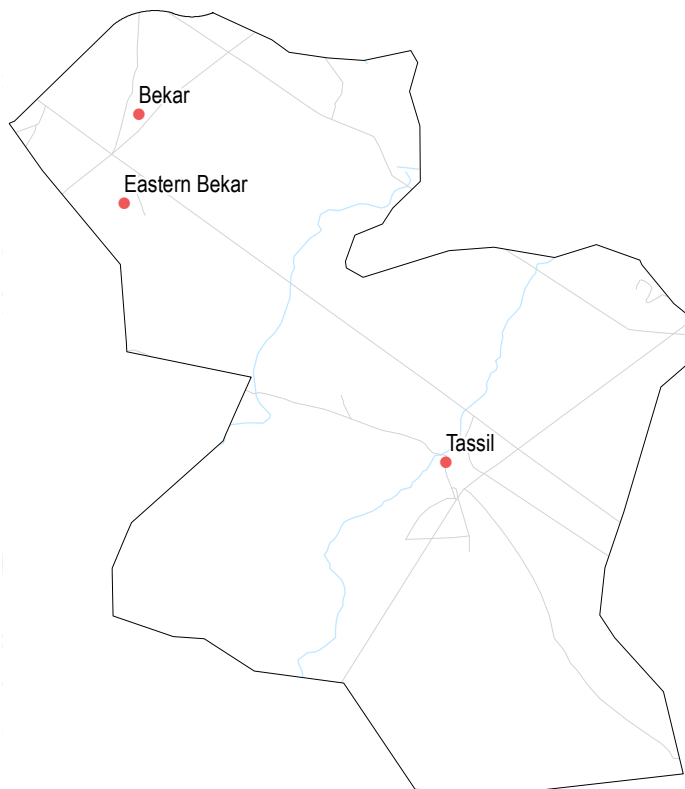
Pregnancy related diseases
Acute respiratory infections

Eastern Bekar

Pregnancy related diseases
Acute respiratory infections

• 3/3 communities assessed:

- Bekar
- Eastern Bekar
- Tassil



Food Security

Bekar

Bread: no info
Rice: 750 SYP
Lentils: 500 SYP
Cooking oil: 950 SYP
Sugar: 500 SYP

Tassil

Bread: no info
Rice: 400 SYP
Lentils: 250 SYP
Cooking oil: 900 SYP
Sugar: 400 SYP

Eastern Bekar

Bread: no info
Rice: 800 SYP
Lentils: 500 SYP
Cooking oil: 950 SYP
Sugar: 475 SYP

Main challenges to obtaining food

- No challenges
 - Some foods unavailable
 - Local production decreased
 - Lack of access to market
 - Some foods expensive
 - Lack of resources to buy food available in markets
 - Lack of access to fuel
 - Cooking fuel not available
 - No information
- Bread (public): 1 pack
Rice, lentils, sugar: 1 kg
Cooking oil: 1 litre

WASH

Most common water source

Status of source

- Water is safe to drink
- Water tastes/smells bad
- People sick after drinking
- No information

Change in available water since last month

- More water
- No change
- Less water
- No information

Most common method of garbage disposal

Bekar

Water trucking
 Buried / burned

Eastern Bekar

Water trucking
 Buried / burned

Tassil

Water trucking
 Public free collection

Education

Bekar

Some facilities destroyed
 Lack of teaching staff
 Lack of school supplies

Eastern Bekar

Some facilities destroyed
 Lack of teaching staff
 Lack of school supplies

Tassil

Most children accessed education

Status of primary schools in village

- Functioning
- Not functioning
- Not available
- No information
- Barriers to accessing education services