



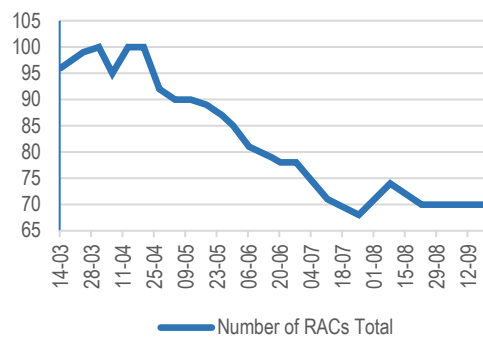
Moldova: Refugee Accommodation Centre (RAC) Weekly Needs Monitoring

Update as of 19.09.2022

Background & Methodology

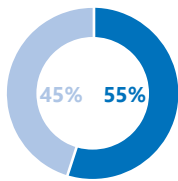
- Key informant interviews were conducted with purposefully-accepted RAC focal points who reported on the situation in 65 centres (out of 67 active at the time of KIIs)
- Data collection took place on September 19th through phone interviews
- Findings should be considered indicative

Weekly RAC numbers



Reported RAC capacity

5083 total available places



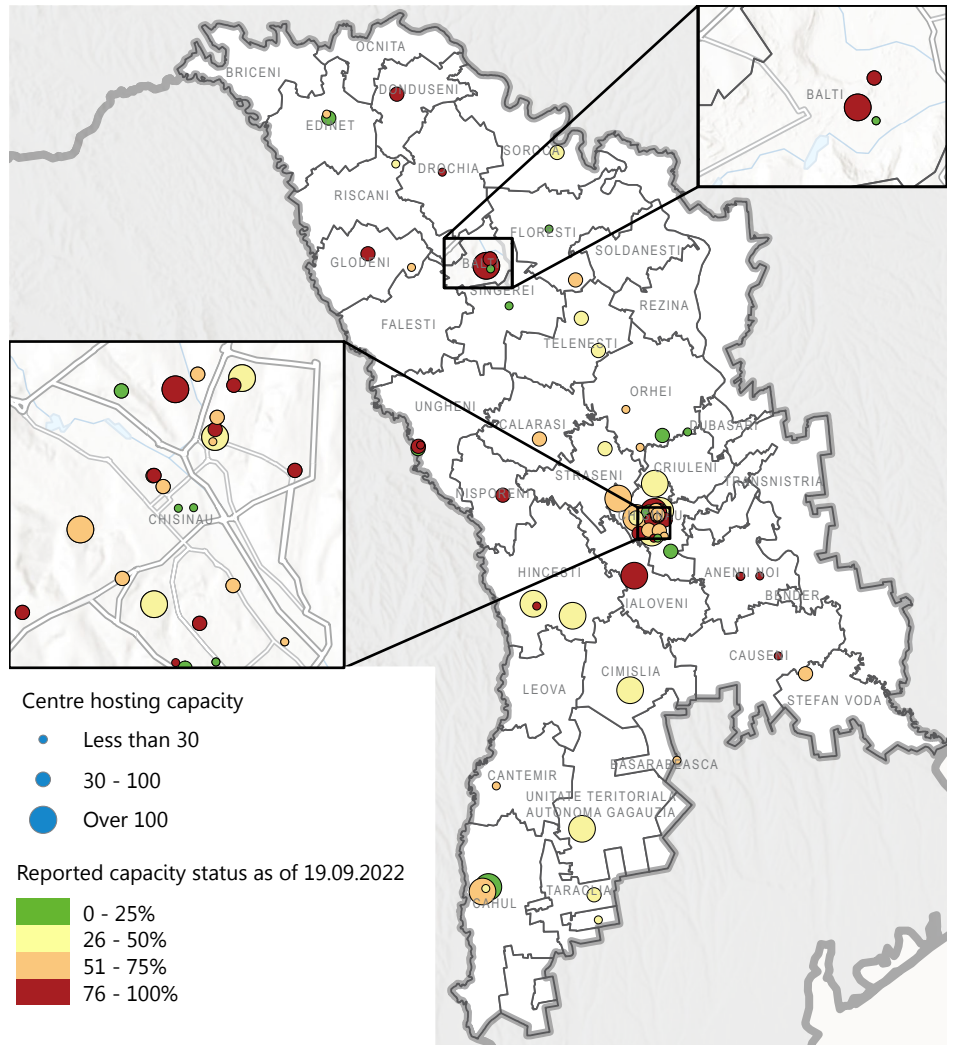
2281 Occupied places

2802 Free places

% of assessed RACs with the following vulnerable groups currently present

Pregnant and lactating women	5%
Persons with disabilities	32%
Persons with serious medical conditions	2%

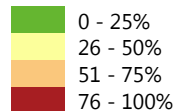
Locations of RACs



Centre hosting capacity

- Less than 30
- 30 - 100
- Over 100

Reported capacity status as of 19.09.2022



Source: ANAS, Registry of Refugee Accommodation Centres, 19.09.2022

Top three RAC needs as of 19.09.22

Hygiene items	22%
Cleaning items	18%
Appliances	15%

% of RACs by hosting capacity (out of 65 RACs)

52%	25%	23%
20-50 people	51-100 people	More than 100 people

Key information

Proportion of residents by gender

Female	63%
Male	37%

Proportion of residents by age

Infants 0-2 years old	5%
Children 2-18 years old	37%
Older persons (65+)	9%
People 19-65 years old	49%

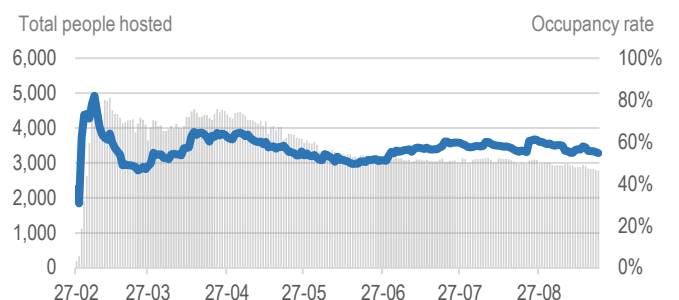
Proportion of residents by nationality

Ukrainians	76%
Other	24%

Round-specific findings

- In the last two weeks, two RACs have closed, and one opened dedicated to people with autism. The total number of residents decreased by 140.
- Requests for items increased in categories such as food, first aid, and appliances, after slightly decreasing in the last round.

People hosted in RACs since receiving approval to open

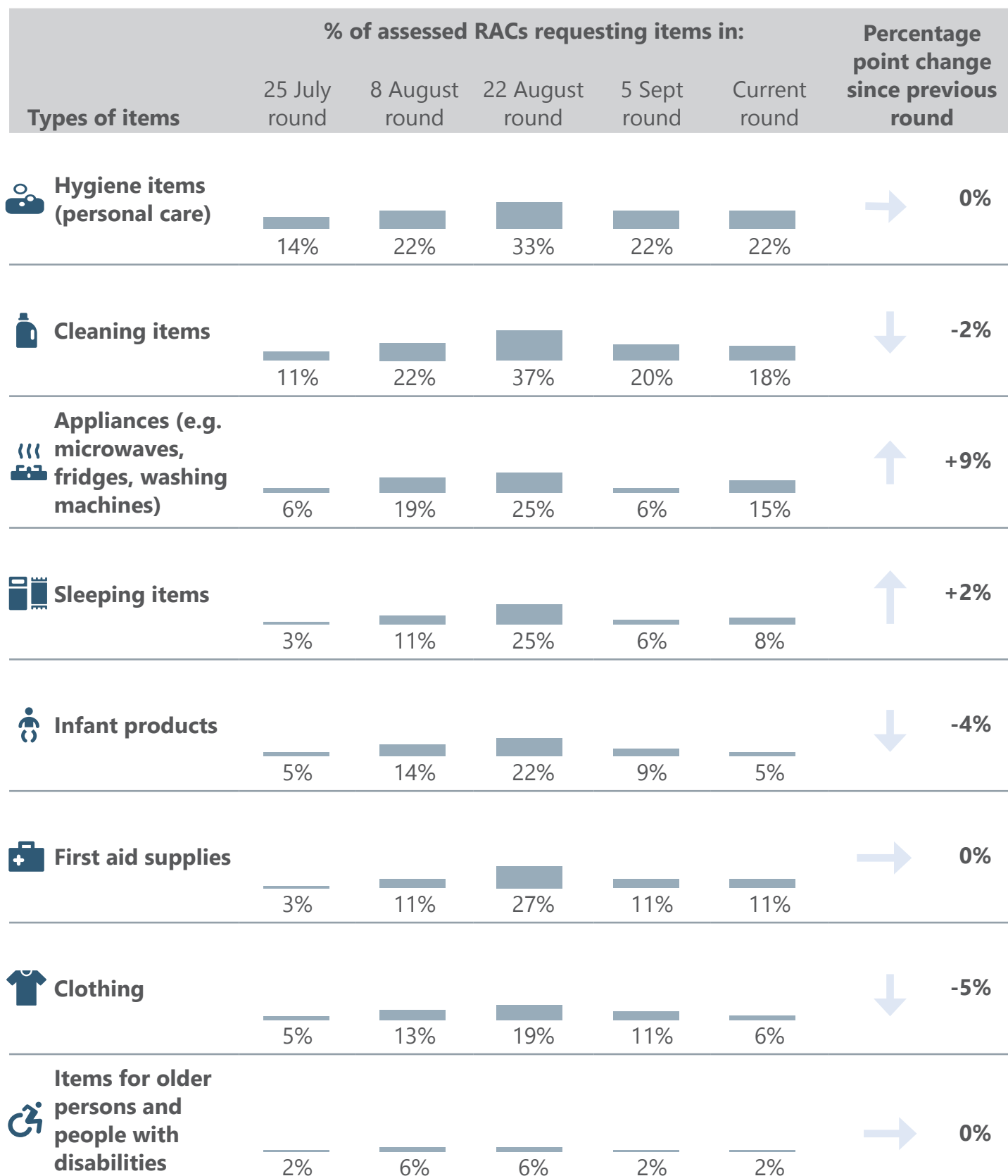


— Total people accommodated (left axis) — Occupancy rate (right axis)

Source: ANAS, Registry of Refugee Accommodation Centres, 19.09.2022

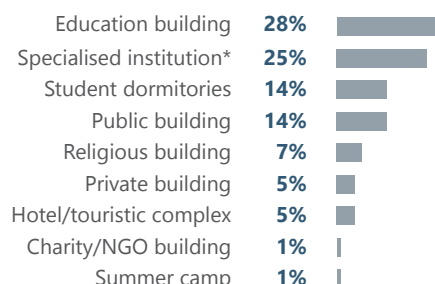
Most Requested Items from RACs

Below is an overview of items most frequently requested by RACs during structured phone interviews with KIs. It should be noted that in view of the high rotation of refugees going in and out of RACs, the requested items are based on ongoing requirements for normal RAC functioning. **These requests do not necessarily mean RACs do not currently have the requested items. Rather, these requests may be based on forward looking considerations about maintaining steady supplies. Hot meals have been distributed by the government, UN agencies, NGOs and local organisations, and no major shortages of essential food items have been reported.**



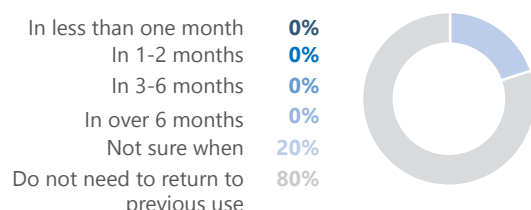
Building Information

% of assessed RACs by type of building



*Specialised institutions include facilities normally used to provide services for people with disabilities or mental health issues

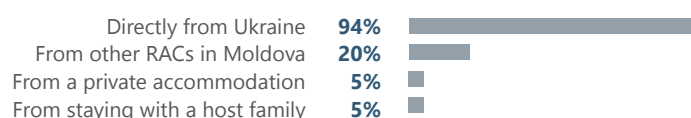
20% of assessed RACs reportedly need to return to their previous usage, in the following timeframe:



443 Number of people involved in RAC activities at the assessed RACs (employed staff, volunteers, etc)
7 per centre on average

Origins and intentions

Most frequent places of origin of people arriving at the RACs as reported by KI ¹

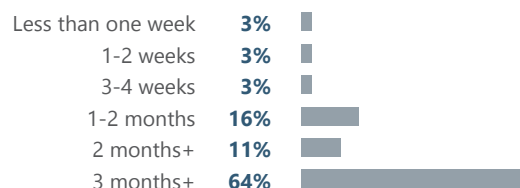


Most frequent destination of people leaving the RACs as reported by KI ¹



¹ Multiple responses permitted. The sum might exceed 100%.

Average stay in the RACs



District-Level Information

District	#RACs	Capacity	# People hosted	Spaces available	Capacity level
Anenii Noi	3	90	75	15	83%
Balti	3	246	196	50	60%
Basarabeasca	1	30	20	10	67%
Cahul	3	316	112	204	38%
Calarasi	1	70	41	29	59%
Cantemir	0	0	0	0	0%
Causeni	0	0	0	0	0%
Chisinau*	23	2128	1136	992	53%
Cimislia	1	120	69	51	58%
Comrat	2	190	64	126	39%
Criuleni	1	220	86	134	39%
Donduseni	1	70	60	10	86%
Drochia	1	20	14	6	70%
Dubasari	0	0	0	0	0%
Edinet	2	62	42	20	73%
Falesti	0	0	0	0	0%
Floresti	2	68	37	31	51%
Glodeni	2	122	83	39	72%
Hincesti	3	320	133	187	58%
Ialoveni	1	100	122	-22	122%
Leova	0	0	0	0	0%
Nisporeni	1	100	70	30	70%
Ocnita	0	0	0	0	0%
Orhei*	3	100	38	62	38%
Rezina	0	0	0	0	0%
Riscani	1	30	15	15	50%
Singerei	0	0	0	0	0%
Soldanesti	0	0	0	0	0%
Soroca	1	80	28	52	35%
Stefan Voda	1	81	64	17	79%
Straseni	2	200	131	69	55%
Taraclia	2	55	21	34	47%
Telenesti	2	90	44	46	50%
Ungheni	2	100	75	25	75%

Source: ANAS, Registry of Refugee Accommodation Centres, 19.09.2022

* This table includes only data based on Centres that have been interviewed in this round, while 1 RAC from Chisinau and 1 RAC from Orhei have been excluded