

OVERALL FINDINGS: 2 – 8 JANUARY

- **103 out of 1,183 ISMI-covered communities** in Aleppo, Ar-Raqqa, Deir-ez-Zor, Hama, Homs and Idleb governorates experienced inward or outward movement of IDPs
 - **8,419 IDP arrivals**¹
 - **7,632 IDP departures**
- Number of IDP arrivals decreased in all governorates compared to last week, likely a result of the ceasefire effective since 30 December 2016²
 - Largest inward displacements in **Idleb and Aleppo**, with the majority of IDPs coming from Aleppo city and surrounding areas
 - **IDP departures exceeded number of arrivals in Aleppo and Ar-Raqqa governorate**

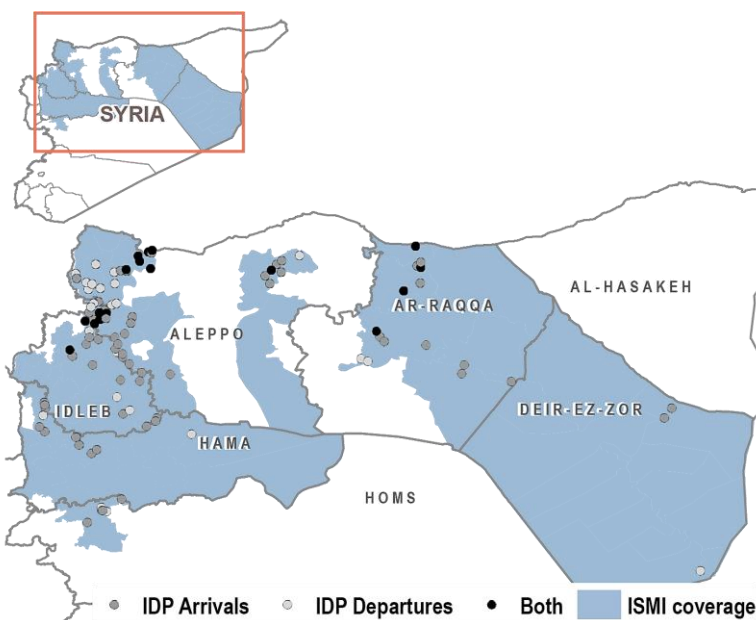


Table 1: Recorded IDP arrivals to ISMI-covered communities, by governorate, 2-8 January 2017

		2 – 8 January IDP ARRIVALS					Change to last week	Last week	Week before
		Reported arrivals (# IDPs)	Communities with largest IDP arrivals (# IDPs)		Most common provenance of IDP arrivals (# IDPs)			Reported arrivals (# IDPs)	Reported arrivals (# IDPs)
GOVERNORATE	Aleppo	3,352	A'zaz (855)	Shamariin (593)	Aleppo city (752)	Al Bab (656)	↓	12,586	15,436
	Idleb	3,842	Sarmada (946)	Dana (724)	Aleppo city (2,662)	Atare (171)	↓	10,893	15,795
	Ar-Raqqa	770	Ein Issa (143)	Madaan (143)	Ar-Raqqa (467)	Hazime (80)	↓	1,300	502
	Homs	57	Dar Kabira (23)	Hashemiyeh (17)	Saan Elosud (23)	Almashro (23)	↓	148	0
	Hama	342	Kafr Zeita (63)	Suran (57)	Hama (91)	Suran (68)	↓	467	450
	Deir-ez-Zor	57	Sur (29)	Moeijel (28)	Adla (29)	Al-Hasakeh (28)	↓	200	234

Table 2: Recorded IDP departures from ISMI-covered communities, by governorate, 2-8 January 2017³

		2 – 8 January IDP DEPARTURES				Change to last week	Last week	Week before	
		Reported departures (# IDPs)	Communities with largest IDP departures (# IDPs)		Most common destinations of IDP departures (# IDPs)		Reported departures (# IDPs)	Reported departures (# IDPs)	
GOVERNORATE	Aleppo	4,304	A'zaz (3,027)	Menbij (524)	Aleppo city (382)	Jarablus (228)	↑	4,264	3,648
	Idleb	2,024	Dana (1,858)	Sanjar (80)	Turkey (695)	Syrian-Turkish border area (570)	↑	1,049	188
	Ar-Raqqa	1,146	Ar-Raqqa (604)	Ein Issa (428)	Sefsafa (359)	Ein Issa sub-district (285)	↑	131	319
	Homs	51	Zafaraniya (28)	Saan Elosud (23)	Homs sub-district (28)	Hashemiyeh (17)	↑	0	6
	Hama	80	As-Saan (57)	Madiq Castle (23)	Madina (Hama city) (40)	Suran (Unspecified)	↓	177	0
	Deir-ez-Zor	29	Abu Kamal (29)		Tadmor (29)		↓	34	51

¹ Please note that starting with this weekly update, displacements are reported as IDP individuals rather than IDP households.

² OCHA, Syrian Arab Republic: Aleppo, Situation Report [No. 1](#), [No. 2](#), [No. 3](#), [No. 4](#), [No. 6](#), [No. 7](#), [No. 8](#), [No. 9](#), [No. 10](#), [No. 11](#), [No. 12](#), 1 December 2016-04 January 2017; [Syrian Arab Republic: Humanitarian Snapshot](#), 04 January 2017; UN Department of Public Information, [Statement attributable to the Spokesperson of the Special Envoy of the Secretary-General for Syria](#), 29 December 2016

³ While Aleppo city was initially covered by ISMI enumerators, the safety and security situation and movement restriction caused the suspension of data collection in the city. Hence, departures from Aleppo city are not covered under departures, but under arrivals in other ISMI-covered communities.

IDLEB GOVERNORATE

Recorded IDP arrivals

- 3,842 IDPs

% of arrivals from other governorates

- 96%

Most common shelter for newly arrived IDPs

- Rented/owned housing (1,311 IDPs)
- Camps (1,305 IDPs)

Recorded IDP departures

- 2,024 IDPs

% of departures to other governorates

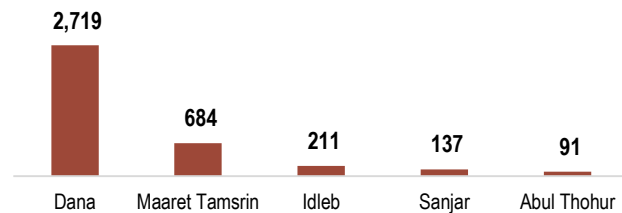
- 87%

Most common reasons for IDPs leaving Idleb communities

- Current location intended as transit; family reunification elsewhere

A total of **3,842 IDPs** arrived to ISMI-covered communities in Idleb governorate in the past week, the majority of them in Dana sub-district (2,719, Figure 1). The largest displacement to Idleb occurred from **Jebel Saman sub-district** (2,759, Figure 3), with a majority of these IDPs displaced from **eastern Aleppo city** (2,662). Unlike previous weeks, a similarly **large number of IDPs also left ISMI-covered communities (2,024 IDPs)**, most frequently for the purpose of family reunification, or to find safety elsewhere. Over half of IDPs departing reportedly left to **Turkey (1,265 IDPs)**, a considerably larger number than in previous weeks.

Figure 1: Reported arrivals to sub-district (# IDPs)



Map 2: Major displacements to ISMI-covered Idleb communities

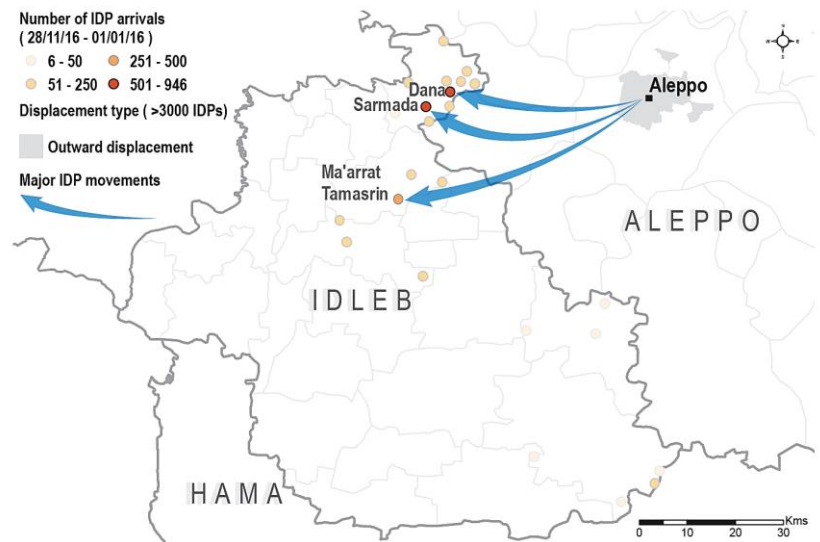


Figure 2: Five ISMI-covered communities receiving largest IDP arrivals (# IDP)

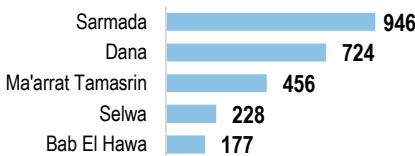
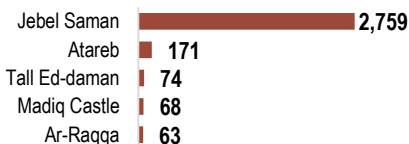


Figure 3: Five most common sub-districts of provenance of arrivals (# IDP)



AR-RAQQA GOVERNORATE

Over the past week, **ISMI-covered Ar-Raqqa communities saw the arrival of 770 IDPs to six sub-districts** (Figure 4), the majority displaced from or within **Ar-Raqqa sub-district** (616 IDPs, Figure 6). The number of IDP arrivals was exceeded by reported IDP departures, at **1,146 IDPs departing ISMI-covered communities**. Secondary displacement occurred mostly within Ar-Raqqa and Ein Issa sub-districts (530), as well as from these sub-districts to Mansura sub-district (359) and locations in Sarin and Menbij sub-districts (137).

Figure 4: Reported arrivals to sub-districts (# IDPs)

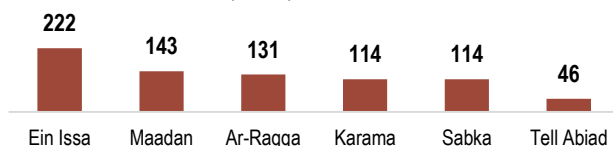


Figure 5: Five ISMI-covered communities receiving largest IDP arrivals (# IDPs)

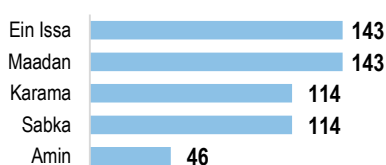
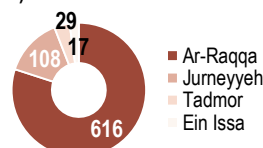


Figure 6: Sub-district of provenance of arrivals (# IDPs)



Recorded IDP arrivals

- 770 IDPs

% of arrivals from other governorates

- 4%

Most common shelter for newly arrived IDPs

- Hosted (291 IDPs)
- Rented/owned housing (194 IDPs)

Recorded IDP departures

- 1,146 IDPs

% of departures to other governorates

- 22%

Most common reasons for IDPs leaving Ar-Raqqa communities

- Escalation of conflict/safety and security concerns

ALEPPO GOVERNORATE

Recorded IDP arrivals

- 3,352 IDPs

% of arrivals from other governorates

- 2%

Most common shelter for newly arrived IDPs

- Hosted (1,237 IDPs)
- Rented/owned housing (450 IDPs)

Recorded IDP departures

- 4,304 IDPs

% of departures to other governorates

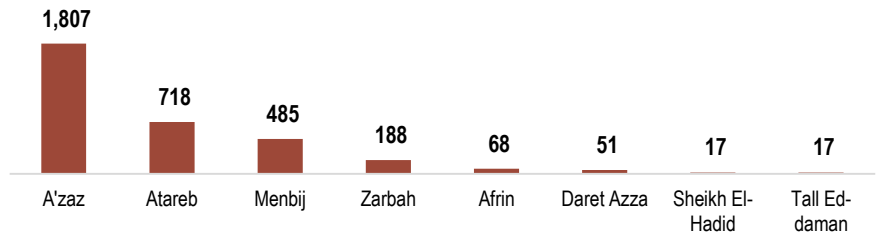
- 15%

Most common reasons for IDPs leaving Aleppo communities

- Improved safety/reduced conflict in area of origin

Large scale displacement continues across Aleppo governorate, with a total of **3,352 IDPs arriving to eight Aleppo sub-districts** over the reporting period (Figure 7). Largest movements occurred from **Jebel Saman (809)** and **Al Bab (792)** sub-districts (Figure 9), with the majority of these IDPs displaced from eastern Aleppo city (752) and Al Bab city (656). The number of **IDP departures exceeded the number of arrivals** in Aleppo, with **4,304 IDPs leaving ISMI-covered communities**. The most common destination was eastern Aleppo city (382), followed by Jarablus (228).

Figure 7: Reported arrivals to sub-district (# IDPs)



Map 1: Major displacement from Jebel Saman sub-district into ISMI-covered communities

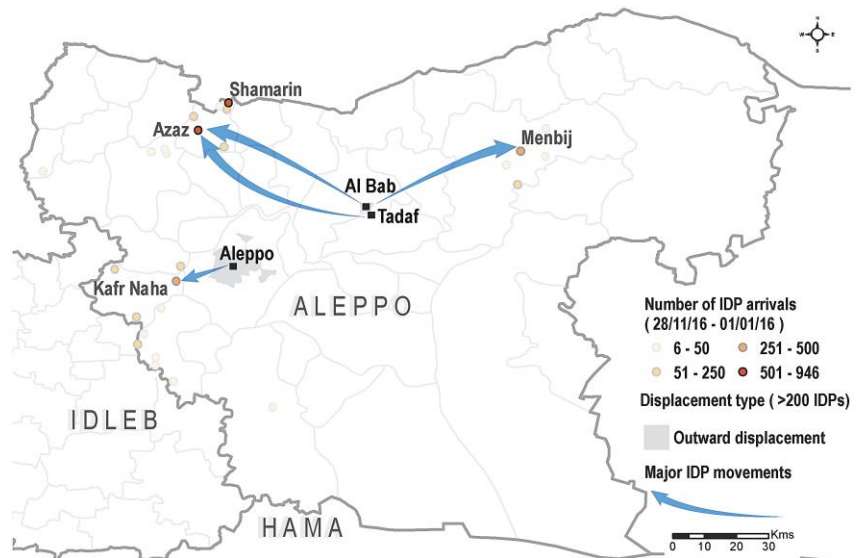


Figure 8: Five ISMI-covered communities receiving largest IDP arrivals (# IDPs)

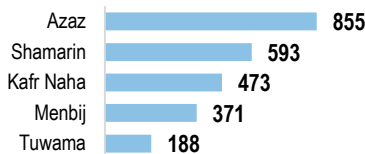
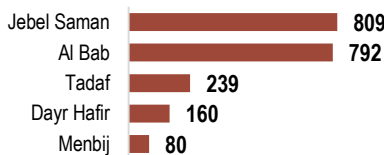


Figure 9: Five most common sub-districts of provenance of arrivals (# IDPs)



HAMA GOVERNORATE

Over the past week, **342 IDPs arrived to ISMI-covered communities in northern Hama** (Figure 10), with the majority of arrivals displaced from **Suran (165)** and **Hama (91)** sub-districts (Figure 12). Safety and security concerns further led to **secondary displacement of 80 IDPs** from ISMI-covered Hama communities to other areas in the governorate, including Hama city (40).

Figure 10: Reported IDP arrivals to sub-district (# IDPs)

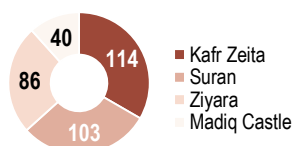
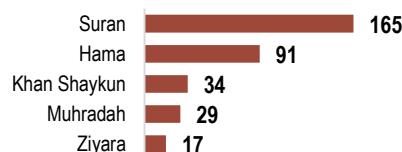


Figure 11: Five ISMI-covered communities receiving largest IDP arrivals (# IDPs)



Figure 12: Sub-districts of provenance of arrivals (# IDPs)



Recorded IDP arrivals

- 342 IDPs

% of arrivals from other governorates

- 10%

Most common shelter for newly arrived IDPs

- Rented/owned housing (177 IDPs)
- Hosted (160 IDPs)

Recorded IDP departures

- 80 IDPs

% of departures to other governorates

- 0%

Most common reasons for IDPs leaving Hama communities

- Safety and security concerns

HOMS GOVERNORATE

Recorded IDP arrivals

- 57 IDPs

% of arrivals from other governorates

- 0%

Most common shelter for newly arrived IDPs

- Rented/owned housing & hosted (23 IDPs each)
- Collective centres (11 IDPs)

Recorded IDP departures

- 51 IDPs

% of departures to other governorates

- 0%

Most common reasons for IDPs leaving Homs communities

- Family reunification elsewhere

A total of **57 IDPs arrived to four ISMI-covered communities in Homs, Talbiseh and Ar-Rastan sub-districts** in the past week (Figure 13, 14). Displacement occurred from Taldu (23), Talbiseh (23) and Homs (11) sub-districts (Figure 15). Meanwhile, **23 IDPs left Saan Elosud and 28 Zafraniya communities in Talbiseh sub-district**, primarily for the purpose of family reunification elsewhere in the governorate.

Figure 13: Reported arrivals to sub-district (# IDPs)

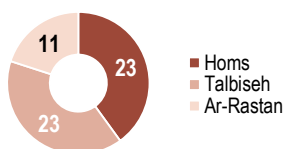


Figure 14: Five ISMI-covered communities receiving IDP arrivals (# IDPs)

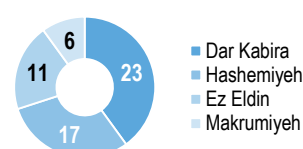
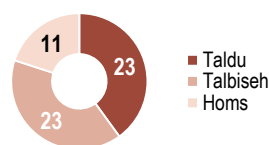


Figure 15: Sub-districts of provenance of arrivals (# IDPs)



DEIR-EZ-ZOR GOVERNORATE

During the reporting period, **57 IDPs arrived to two ISMI-covered communities in Sur sub-district** (Figures 16, 17). All new arrivals were displaced from **Al-Hasakeh governorate** (Figure 18). In the past week, **29 IDPs reportedly left Abu Kamal to Tadmor in Homs governorate**, with a reduction in conflict in IDP areas of origin being cited as the primary reason.

Figure 16: Reported arrivals to sub-district (# IDPs)

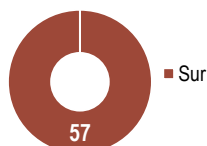


Figure 17: ISMI-covered communities receiving IDP arrivals (# IDPs)

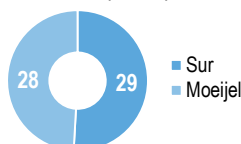
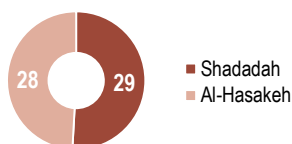


Figure 18: Sub-districts of provenance of arrivals (# IDPs)



Recorded IDP arrivals

- 57 IDPs

% of arrivals from other governorates

- 100%

Most common shelter for newly arrived IDPs

- Hosted (46 IDPs)
- Rented/owned housing (11 IDPs)

Recorded IDP departures

- 29 IDPs

% of departures to other governorates

- 100%

Most common reasons for IDPs leaving Deir-ez-Zor communities

- Reduced conflict in area of origin

ABOUT ISMI & THIS FACTSHEET

The **IDP Situation Monitoring Initiative (ISMI)** is an initiative led by the Camp Coordination and Camp Management (CCCM) Cluster, supported by REACH, Syria Relief Network (SRN) and cluster members.

Following a baseline assessment conducted between 23 October and 21 November 2016, weekly data collection cycles have been initiated to provide regular updates on IDP movements. Based on 1,183 communities assessed in the governorates of Aleppo, Ar-Raqqa, Deir-ez-Zor, Hama, Homs and Idlib during the baseline, this factsheet presents a summary of reported inward and outward movements of IDPs in the 7 days preceding data collection. **From 2 to 8 January 2017 such displacements were reported in 103 out of all communities covered by ISMI.**

Displacement was identified through an extensive key informant (KI) network, either through alert initiated by KIs or follow-up by enumerators. A range of 2-3 KIs were interviewed in each community, while collected information was further triangulated through other sources, including CCCM member data and humanitarian updates. This approach allows for regular updates on IDP movements at a community level across ISMI coverage areas. As movement updates are limited to areas covered by ISMI, there are displacements that are not reported on here.

Led by



Supported by

