

Introduction

This multi-sectoral needs assessment is part of a monthly data collection exercise which aims to gather information about needs and the humanitarian situation inside Syria. The factsheets present information collected in January 2018, referring to the situation in December 2017.

These factsheets present information at the community level for 21 sub-districts in Idleb governorate. Selected key indicators for the following sectors are included in the factsheets: displacement, shelter, non-food items (NFIs), health, food security, water sanitation and hygiene (WASH) and education. The factsheets do not cover the entire range of indicators gathered in the questionnaire.

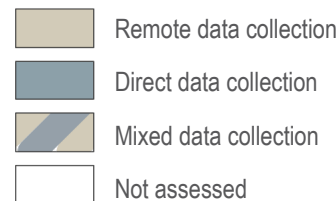
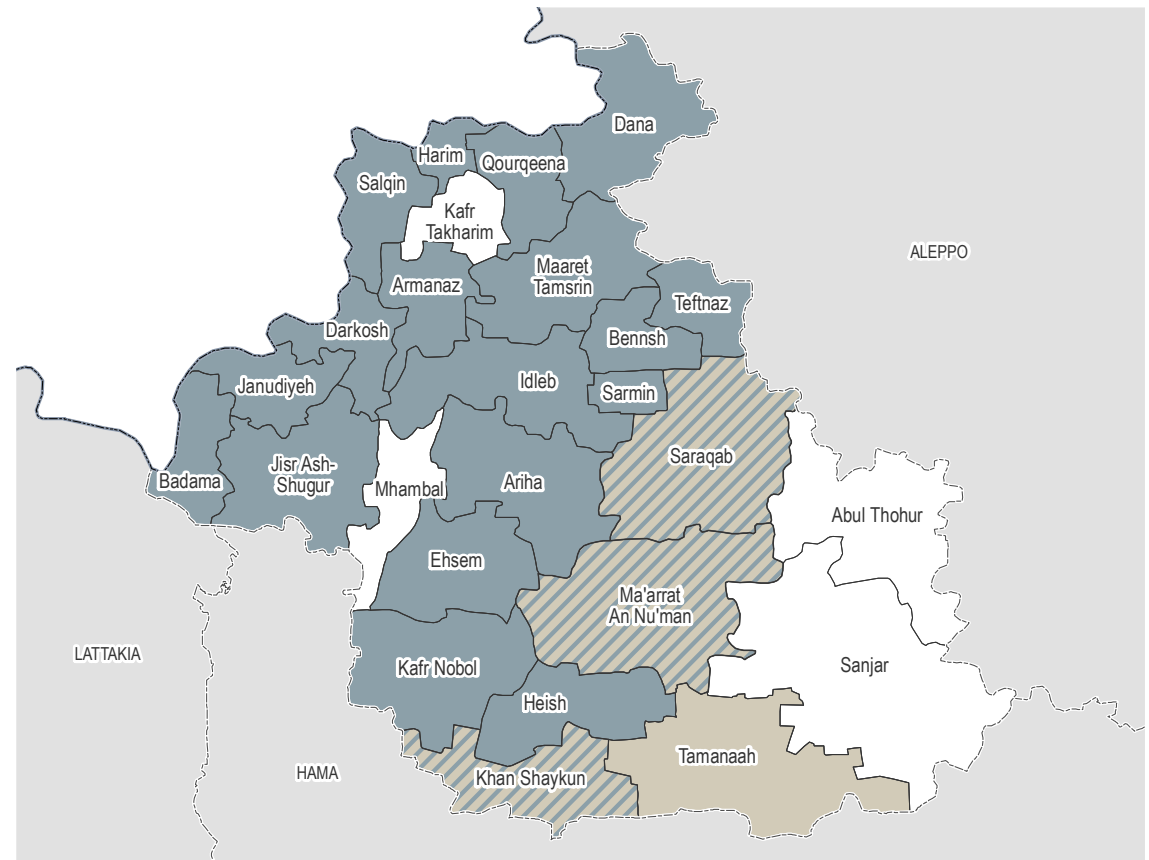
For full visualisation of all indicators collected, please see the SIMAWG Needs Identification Dynamic Reporting Tool, available here: <http://www.reach-info.org/syr/simawg/>.

Methodology and limitations

These findings are based on data collected both directly and remotely (in Turkey) from Key Informants residing in the communities assessed.

Information was collected from Key Informants in 143 communities in 21 sub-districts of Idleb governorate. For each question asked, confidence levels were assigned based on the Key Informant's area of expertise and knowledge of the sector-specific situation.

For a full description of the methodology, please see the Terms of Reference, available on the [REACH Resource Centre](#).



PDF: click on a sub-district name to directly access the relevant factsheet

Ariha 1/2, Idleb Governorate

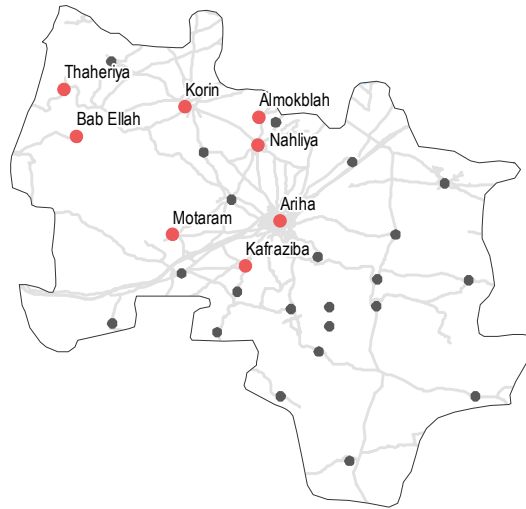
December 2017

Displacement

- % of pre-conflict population remaining
- % of population that are female
- % of female-headed households
- IDPs living in village
- New IDP arrivals
- Returnees

Community	% of pre-conflict population remaining	% of population that are female	% of female-headed households	IDPs living in village	New IDP arrivals	Returnees
Almokblah	76-100%	51-75%	1-25%	Yes	No	No
Ariha	51-75%	51-75%	1-25%	Yes	Yes	No
Bab Ellah	76-100%	51-75%	1-25%	Yes	Yes	No
Kafraziba	76-100%	26-50%	1-25%	Yes	Yes	No

8/28 communities assessed (4 communities are shown on the next factsheet): Almokblah, Ariha, Bab Ellah, Kafraziba



Shelter

- Independent apartment or house
- Shared apartment or house
- Unfinished apartment or house
- Tent
- Private space not for shelter
- Cave/natural shelter
- Collective public space not for shelter
- No IDPs
- No information
- Min - Max: rent paid per room (where known)

Community	Most common shelter	NDPs	IDPs	Rent (SYP)
Almokblah	Independent apartment or house			No info
Ariha	Unfinished apartment or house			4000 - 6000 SYP
Bab Ellah	Unfinished apartment or house			2500 - 3500 SYP
Kafraziba	Unfinished apartment or house			3000 - 3500 SYP

Livelihoods

Most common sources of income

Most common strategies used to cope with lack of income / resources

Community	Most common sources of income	Most common strategies used to cope with lack of income / resources
Almokblah	Daily employment Farm owning Business/trade	Children sent to work/beg Borrowing from family/friends Selling household assets
Ariha	Daily employment Business/trade Support from family/friends	Children sent to work/beg Borrowing from family/friends Selling household assets
Bab Ellah	Daily employment Sale of household assets Business/trade	Children sent to work/beg Borrowing from family/friends Selling household assets
Kafraziba	Farm owning Business/trade Support from family/friends	Children sent to work/beg Borrowing from family/friends Selling household assets

NFIs

Community	Butane (cannister)	Coal (1kg)	Diesel (1 litre)	Firewood (1 tonne)	Cement (50kg)	Floor mat (3*4m)	Plastic tarpaulin (1m²)	Tent (5 persons)
Almokblah	B 6500 SYP	C 50 SYP	D 210 SYP	F 70000 SYP	NA	NA	NA	NA
Ariha	B 6800 SYP	C 45 SYP	D 220 SYP	F 65000 SYP	1600 SYP	6500 SYP	300 SYP	NA
Bab Ellah	B 6500 SYP	C 45 SYP	D 220 SYP	F 70000 SYP	NA	6500 SYP	NA	NA
Kafraziba	B 6800 SYP	C 40 SYP	D 220 SYP	F 60000 SYP	1650 SYP	6000 SYP	NA	NA

- Most common electricity source
- Main network
 - Generator
 - No source
 - Solar alternative
 - No information
- Fuel Prices (SYP)*
- B** Butane (cannister)
 - C** Coal (1kg)
 - D** Diesel (1 litre)
 - F** Firewood (1 tonne)
- NFI Prices (SYP)*
- Cement (50kg)
 - Floor mat (3*4m)
 - Plastic tarpaulin (1m²)
 - Tent (5 persons)
- NA: not available for purchase

Most common strategies used to cope with a lack of fuel

Almokblah
Burning furniture in use
Burning clothes
Burning plastic

Ariha
No lack of fuel

Kafraziba
No lack of fuel

Bab Ellah
Burning furniture in use
Burning clothes
Burning plastic

WASH

Most common water source

Status of water source

- Water is safe to drink
- Water tastes/smells bad
- People sick after drinking
- No information

Sufficiency of available water to meet household needs

- Sufficient
- Insufficient
- No information

Most common method of garbage disposal

Almokblah

- Water trucking
- Private paid collection

Ariha

- Water trucking
- Public free collection

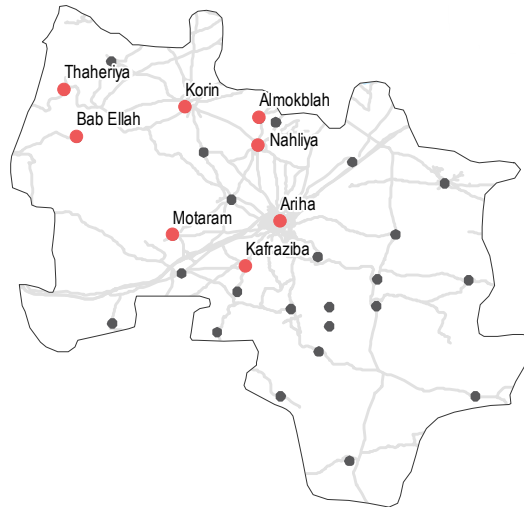
Bab Ellah

- Water trucking
- Private paid collection

Kafraziba

- Water trucking
- Private paid collection

8/28 communities assessed (4 communities are shown on the next factsheet): Almokblah, Ariha, Bab Ellah, Kafraziba



Education

Status of primary schools in village

- Functioning
- Not functioning
- Not available
- No information

Barriers to accessing education services

Bab Ellah

- Lack of teaching staff
- Lack of school supplies
- No spaces available

Kafraziba

Most children accessed education

Almokblah

- Lack of teaching staff
- Lack of school supplies
- No spaces available

Ariha

Most children accessed education

Health

Most common health problems

Most common barriers to accessing healthcare

Almokblah

- Chronic diseases
- Pregnancy related diseases
- Severe diseases affecting those aged less than 5

No facilities in the area

Ariha

- Chronic diseases
- Pregnancy related diseases
- Acute respiratory infections

No difficulties reported

Bab Ellah

- Skin diseases
- Chronic diseases
- Acute respiratory infections

No facilities in the area

Kafraziba

- Chronic diseases
- Pregnancy related diseases
- Acute respiratory infections

No difficulties reported

Food Security

Almokblah

- Bread: 125 SYP
- Rice: 350 SYP
- Lentils: 350 SYP
- Sugar: 400 SYP
- Cooking oil: 600 SYP

Government distribution

No difficulties reported

Private bakeries unavailable

Ariha

- Bread: 125 SYP
- Rice: 350 SYP
- Lentils: 350 SYP
- Sugar: 350 SYP
- Cooking oil: 600 SYP

Public bakeries

No difficulties reported

1 to 10

Bab Ellah

- Bread: no info
- Rice: 400 SYP
- Lentils: 400 SYP
- Sugar: 400 SYP
- Cooking oil: 600 SYP

Shops

No difficulties reported

Private bakeries unavailable

Kafraziba

- Bread: no info
- Rice: 400 SYP
- Lentils: 350 SYP
- Sugar: 400 SYP
- Cooking oil: 600 SYP

Shops

No difficulties reported

Private bakeries unavailable

Main challenges to obtaining food

- No challenges
- Some foods unavailable
- Local production decreased
- Lack of access to markets
- Some foods expensive
- Lack of resources to buy food
- Lack of access to fuel
- Cooking fuel unavailable
- No information

Bread (public): 1 pack
Rice: 1kg
Lentils: 1kg
Sugar: 1kg
Cooking oil: 1 litre

Access to bread

Most common source of bread

Most common barriers to accessing bread

Number of days, per month, where bread from private bakeries was unavailable

Ariha 2/2, Idleb Governorate

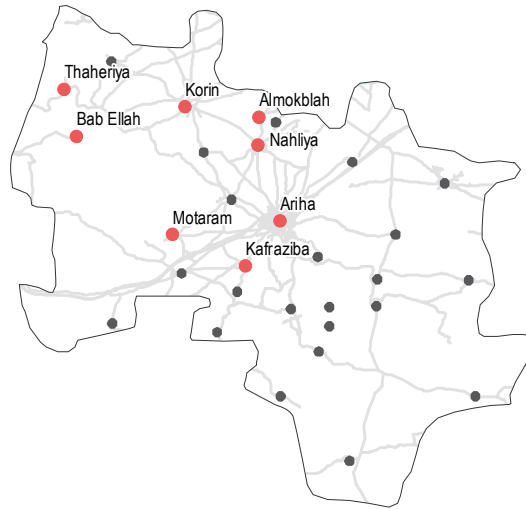
December 2017

Displacement

- % of pre-conflict population remaining
- % of population that are female
- % of female-headed households
- IDPs living in village
- New IDP arrivals
- Returnees

Community	% of pre-conflict population remaining	% of population that are female	% of female-headed households	IDPs living in village	New IDP arrivals	Returnees
Korin	76-100%	51-75%	1-25%	Yes	Yes	No
Motaram	76-100%	51-75%	1-25%	Yes	Yes	No
Nahliya	76-100%	51-75%	1-25%	Yes	No	No
Thaheriya	76-100%	51-75%	1-25%	Yes	Yes	No

• 8/28 communities assessed (4 communities are shown on the previous factsheet): Korin, Motaram, Nahliya, Thaheriya



Shelter

- Independent apartment or house
- Shared apartment or house
- Unfinished apartment or house
- Tent
- Private space not for shelter
- Cave/natural shelter
- Collective public space not for shelter
- No IDPs
- No information
- Min - Max: rent paid per room (where known)

Community	Most common shelter	NDPs	IDPs	Min - Max: rent paid per room (where known)
Korin	Independent apartment or house	3000 - 3500 SYP		
Motaram	Independent apartment or house	2500 - 3500 SYP		
Nahliya	No IDPs	2500 - 3000 SYP		
Thaheriya	No info			

Livelihoods

Most common sources of income

Most common strategies used to cope with lack of income / resources

Community	Most common sources of income	Most common strategies used to cope with lack of income / resources
Korin	Daily employment Farm owning Business/trade	Children sent to work/beg Borrowing from family/friends
Motaram	Daily employment Farm owning Business/trade	Children sent to work/beg Borrowing from family/friends
Nahliya	Daily employment Farm owning Business/trade	Children sent to work/beg Borrowing from family/friends
Thaheriya	Daily employment Farm owning Support from family/friends	Children sent to work/beg Borrowing from family/friends Selling household assets

NFIs

Community	Lightbulb (Generator)	Lightbulb (Solar alternative)
Korin	B 6500 SYP C 50 SYP D 210 SYP F 70000 SYP	1600 SYP 6000 SYP 400 SYP NA
Thaheriya	B 6500 SYP C 45 SYP D 220 SYP F 65000 SYP	NA NA NA NA

Motaram

B 6500 SYP	NA
C 45 SYP	NA
D 220 SYP	NA
F 65000 SYP	NA

Nahliya

B 6500 SYP	1600 SYP
C 50 SYP	6000 SYP
D 220 SYP	350 SYP
F 70000 SYP	NA

Korin

No lack of fuel

Motaram

Burning furniture in use
Burning clothes
Burning plastic

Nahliya

No lack of fuel

Thaheriya

- Most common electricity source
- Main network
 - Generator
 - No source
 - Solar alternative
 - No information

- Fuel Prices (SYP)*
- B** Butane (cannister)
 - C** Coal (1kg)
 - D** Diesel (1 litre)
 - F** Firewood (1 tonne)

- NFI Prices (SYP)*
- Cement (50kg)
 - Floor mat (3*4m)
 - Plastic tarpaulin (1m²)
 - Tent (5 persons)
- NA: not available for purchase

- Most common strategies used to cope with a lack of fuel

Thaheriya

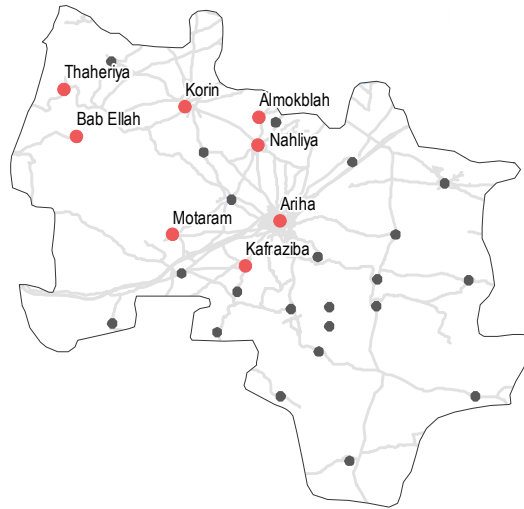
Cutting trees
Burning furniture in use
Burning plastic

WASH

- Most common water source**
- Water is safe to drink
 - Water tastes/smells bad
 - People sick after drinking
 - No information
- Sufficiency of available water to meet household needs**
- Sufficient
 - Insufficient
 - No information
- Most common method of garbage disposal**
- Buried / burned

- Korin**
- Water trucking
 - Public free collection
- Motaram**
- Water trucking
 - Private paid collection
- Nahliya**
- Water trucking
 - Private paid collection
- Thaheriya**
- Water trucking
 - Buried / burned

• 8/28 communities assessed (4 communities are shown on the previous factsheet): Korin, Motaram, Nahliya, Thaheriya



Education

- Status of primary schools in village**
- Functioning
 - Not functioning
 - Not available
 - No information
- Barriers to accessing education services**
- Lack of teaching staff
 - Lack of school supplies
 - No spaces available

- Nahliya**
- Lack of teaching staff
 - Lack of school supplies
- Thaheriya**
- Lack of teaching staff
 - Lack of school supplies
 - No spaces available

Korin

- Lack of teaching staff
- Lack of school supplies

Motaram

- Lack of teaching staff
- Lack of school supplies
- No spaces available

Health

- Most common health problems**
- Chronic diseases
 - Pregnancy related diseases
 - Acute respiratory infections
- Most common barriers to accessing healthcare**
- No difficulties reported

Community	Most common health problems	Most common barriers to accessing healthcare
Korin	Chronic diseases Pregnancy related diseases Acute respiratory infections	No difficulties reported
Motaram	Chronic diseases Pregnancy related diseases Severe diseases affecting those aged less than 5	No facilities in the area
Nahliya	Chronic diseases Pregnancy related diseases Acute respiratory infections	High cost of transportation Lack of transportation
Thaheriya	Chronic diseases Acute respiratory infections Severe diseases affecting those aged less than 5	No facilities in the area

Food Security

- Korin**
- Bread: no info
 - Rice: 350 SYP
 - Lentils: 350 SYP
 - Sugar: 350 SYP
 - Cooking oil: 600 SYP
- Main challenges to obtaining food**
- No challenges
 - Some foods unavailable
 - Local production decreased
 - Lack of access to markets
 - Some foods expensive
 - Lack of resources to buy food
 - Lack of access to fuel
 - Cooking fuel unavailable
 - No information
- Motaram**
- Bread: no info
 - Rice: 350 SYP
 - Lentils: 350 SYP
 - Sugar: 400 SYP
 - Cooking oil: 600 SYP
- Nahliya**
- Bread: 125 SYP
 - Rice: 350 SYP
 - Lentils: 350 SYP
 - Sugar: 400 SYP
 - Cooking oil: 600 SYP
- Thaheriya**
- Bread: no info
 - Rice: 350 SYP
 - Lentils: 350 SYP
 - Sugar: 400 SYP
 - Cooking oil: 600 SYP
- Access to bread**
- Most common source of bread
 - Most common barriers to accessing bread
 - Number of days, per month, where bread from private bakeries was unavailable

Armanaz, Idleb Governorate

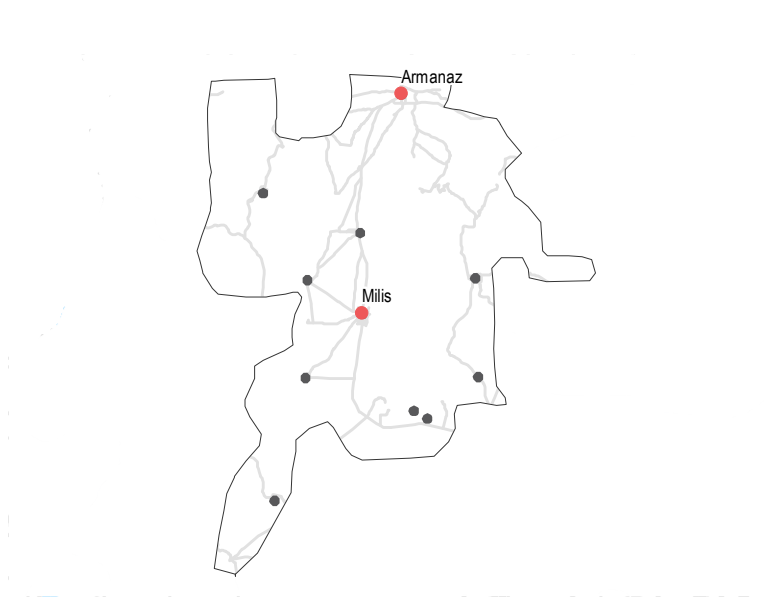
December 2017

Displacement

- % of pre-conflict population remaining
- % of population that are female
- % of female-headed households
- IDPs living in village
- New IDP arrivals
- Returnees

Armanaz		Milis	
76-100%	26-50%	76-100%	26-50%
Yes	No	Yes	No
No	No	No	No

• 2/11 communities assessed : Armanaz, Milis



NFIs

Armanaz

B 7000 SYP	3200 SYP
C 300 SYP	2500 SYP
D 220 SYP	400 SYP
F 60000 SYP	NA

Milis

B 7300 SYP	3200 SYP
C 300 SYP	2500 SYP
D 220 SYP	400 SYP
F 60000 SYP	NA

- Most common electricity source
- Main network
 - Generator
 - No source
 - Solar alternative
 - No information
- Fuel Prices (SYP)*
- B** Butane (cannister)
 - C** Coal (1kg)
 - D** Diesel (1 litre)
 - F** Firewood (1 tonne)
- NFI Prices (SYP)*
- Cement (50kg)
 - Floor mat (3*4m)
 - Plastic tarpaulin (1m²)
 - Tent (5 persons)
- NA: not available for purchase

Shelter

- Most common shelter
- Independent apartment or house
 - Shared apartment or house
 - Unfinished apartment or house
 - Tent
 - Private space not for shelter
 - Cave/natural shelter
 - Collective public space not for shelter
 - No IDPs
 - No information
- Min - Max: rent paid per room (where known)

Armanaz	
NDPs	IDPs
3000 - 4000 SYP	

Milis	
NDPs	IDPs
3000 - 4000 SYP	

Livelihoods

- Most common sources of income
- Most common strategies used to cope with lack of income / resources

Armanaz

Daily employment
Farm owning
Business/trade

No info

Milis

Daily employment
Farm owning
Business/trade

Children sent to work/beg

Armanaz
No lack of fuel

Milis
No lack of fuel

Most common strategies used to cope with a lack of fuel

Armanaz, Idleb Governorate

December 2017

WASH

- Most common water source**
- Water is safe to drink
 - Water tastes/smells bad
 - People sick after drinking
 - No information
- Sufficiency of available water to meet household needs**
- Sufficient
 - Insufficient
 - No information
- Most common method of garbage disposal**
- Disposed at designated site

Armanaz

- Network
 - Disposed at designated site
- ### Milis
- Network
 - Disposed at designated site

• 2/11 communities assessed : Armanaz, Milis



Education

- Status of primary schools in village**
- Functioning
 - Not functioning
 - Not available
 - No information
- Barriers to accessing education services**

Armanaz
Most children accessed education

Milis
Most children accessed education

Health

	Most common health problems	Most common barriers to accessing healthcare
Armanaz	Diarrhoea Fever Severe diseases affecting those aged less than 5	No difficulties reported
Milis	Acute respiratory infections Fever Severe diseases affecting those aged less than 5	No difficulties reported

Food Security

Armanaz

- Bread: 150 SYP
- Rice: 500 SYP
- Lentils: 500 SYP
- Sugar: 500 SYP
- Cooking oil: 800 SYP
- Public bakeries
- No difficulties reported
- 0

Milis

- Bread: 150 SYP
- Rice: 500 SYP
- Lentils: 500 SYP
- Sugar: 500 SYP
- Cooking oil: 800 SYP
- Public bakeries
- No difficulties reported
- 1 to 10

Main challenges to obtaining food

- No challenges
- Some foods unavailable
- Local production decreased
- Lack of access to markets
- Some foods expensive
- Lack of resources to buy food
- Lack of access to fuel
- Cooking fuel unavailable
- No information

Bread (public): 1 pack
Rice: 1kg
Lentils: 1kg
Sugar: 1kg
Cooking oil: 1 litre

Access to bread

- Most common source of bread
- Most common barriers to accessing bread
- Number of days, per month, where bread from private bakeries was unavailable

Badama, Idleb Governorate

December 2017

Displacement

- % of pre-conflict population remaining
- % of population that are female
- % of female-headed households
- IDPs living in village
- New IDP arrivals
- Returnees

Kherbet Eljoz

76-100%
 26-50%
 1-25%
 Yes
 Yes
 No

• 1/13 community assessed : Kherbet Eljoz



Shelter

- Independent apartment or house
 - Shared apartment or house
 - Unfinished apartment or house
 - Tent
 - Private space not for shelter
 - Cave/natural shelter
 - Collective public space not for shelter
 - No IDPs
 - No information
- Min - Max: rent paid per room (where known)

Kherbet Eljoz

NDPs IDPs

 10000 - 12000 SYP

Livelihoods

Most common sources of income

Kherbet Eljoz
 Daily employment
 Farm owning
 Business/trade

Most common strategies used to cope with lack of income / resources

Borrowing from family/friends
 Selling household assets

NFIs

Kherbet Eljoz

B 7000 SYP 1800 SYP
C NA 5000 SYP
D 230 SYP NA
F 45000 SYP NA

Most common electricity source

- Main network
- Generator
- No source
- Solar alternative
- No information

Fuel Prices (SYP)*

- B** Butane (cannister)
- C** Coal (1kg)
- D** Diesel (1 litre)
- F** Firewood (1 tonne)

NFI Prices (SYP)*

- Cement (50kg)
- Floor mat (3*4m)
- Plastic tarpaulin (1m²)
- Tent (5 persons)

NA: not available for purchase

Kherbet Eljoz

Burning furniture in use
 Burning clothes
 Burning plastic

Most common strategies used to cope with a lack of fuel

Badama, Idleb Governorate

December 2017

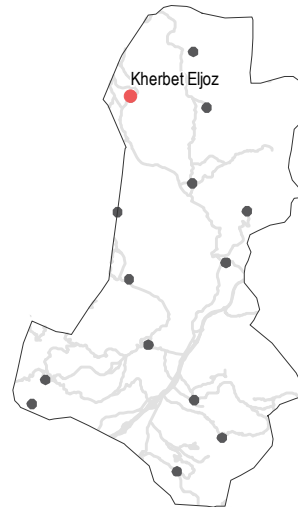
WASH

- Most common water source
- Status of water source
 - Water is safe to drink
 - Water tastes/smells bad
 - People sick after drinking
 - No information
- Sufficiency of available water to meet household needs
 - Sufficient
 - Insufficient
 - No information
- Most common method of garbage disposal

Kherbet Eljoz

- Closed well
- Private paid collection

• 1/13 community assessed : Kherbet Eljoz



Education

- Status of primary schools in village
 - Functioning
 - Not functioning
 - Not available
 - No information
- Barriers to accessing education services

Kherbet Eljoz
Most children accessed education

Health

- Most common health problems
 - Diarrhoea
 - Acute respiratory infections
 - Severe diseases affecting those aged less than 5
- Most common barriers to accessing healthcare
 - No difficulties reported

Kherbet Eljoz

Food Security

Kherbet Eljoz

- Bread: no info
- Rice: 300 SYP
- Lentils: 350 SYP
- Sugar: 300 SYP
- Cooking oil: 500 SYP
- Private bakeries
- No difficulties reported

Main challenges to obtaining food

- No challenges
- Some foods unavailable
- Local production decreased
- Lack of access to markets
- Some foods expensive
- Lack of resources to buy food
- Lack of access to fuel
- Cooking fuel unavailable
- No information

Bread (public): 1 pack
Rice: 1kg
Lentils: 1 kg
Sugar: 1kg
Cooking oil: 1 litre

Access to bread

- Most common source of bread
- Most common barriers to accessing bread
- Number of days, per month, where bread from private bakeries was unavailable

Bennsh, Idleb Governorate

Displacement

- % of pre-conflict population remaining
- % of population that are female
- % of female-headed households
- IDPs living in village
- New IDP arrivals
- Returnees

Bennsh

- 51-75% 51-75% 1-25%
- Yes No No

Toum

- 76-100% 51-75% 1-25%
- Yes No No

• 2/4 communities assessed : Bennsh, Toum



Shelter

- Independent apartment or house
 - Shared apartment or house
 - Unfinished apartment or house
 - Tent
 - Private space not for shelter
 - Cave/natural shelter
 - Collective public space not for shelter
 - No IDPs
 - No information
- Min - Max: rent paid per room (where known)

Bennsh

- NDPs
- IDPs
- 3500 - 4000 SYP

Toum

- NDPs
- IDPs
- 2500 - 3500 SYP

Livelihoods

Most common sources of income

Most common strategies used to cope with lack of income / resources

Bennsh

- Daily employment
- Farm owning
- Business/trade

- Borrowing from family/friends
- Skipping meals

Toum

- Daily employment
- Farm owning
- Business/trade

- Borrowing from family/friends
- Selling household assets
- Skipping meals

NFIs

Bennsh

- B** 7000 SYP 2000 SYP
- C** NA 6000 SYP
- D** 250 SYP 550 SYP
- F** 75000 SYP 23000 SYP

Toum

- B** 7000 SYP 2200 SYP
- C** NA 6500 SYP
- D** 250 SYP 500 SYP
- F** NA 22500 SYP

Most common electricity source

- Main network
- Generator
- No source
- Solar alternative
- No information

Fuel Prices (SYP)*

- B** Butane (cannister)
- C** Coal (1kg)
- D** Diesel (1 litre)
- F** Firewood (1 tonne)

NFI Prices (SYP)*

- Cement (50kg)
- Floor mat (3*4m)
- Plastic tarpaulin (1m²)
- Tent (5 persons)

NA: not available for purchase

Most common strategies used to cope with a lack of fuel

Bennsh

- Burning furniture in use
- Burning clothes
- Burning plastic

Toum

- Burning furniture in use
- Burning plastic

WASH

- Most common water source**
- Water is safe to drink
 - Water tastes/smells bad
 - People sick after drinking
 - No information
- Sufficiency of available water to meet household needs**
- Sufficient
 - Insufficient
 - No information
- Most common method of garbage disposal**

- Bennsh**
- Water trucking
 - Public free collection
- Toum**
- Water trucking
 - Public free collection

• 2/4 communities assessed : Bennsh, Toum



Education

- Status of primary schools in village**
- Functioning
 - Not functioning
 - Not available
 - No information
- Barriers to accessing education services**

Bennsh
Lack of school supplies

Toum
Most children accessed education

Health

- Most common health problems
- Most common barriers to accessing healthcare

Community	Most common health problems	Most common barriers to accessing healthcare
Bennsh	Chronic diseases Injuries Acute respiratory infections	No difficulties reported
Toum	Chronic diseases Acute respiratory infections	No facilities in the area High cost of transportation Lack of transportation

Food Security

Bennsh

- Bread: 200 SYP
- Rice: 400 SYP
- Lentils: 500 SYP
- Sugar: 325 SYP
- Cooking oil: 600 SYP
- Public bakeries
- No difficulties reported
- 1 to 10

Toum

- Bread: no info
- Rice: 450 SYP
- Lentils: 500 SYP
- Sugar: 325 SYP
- Cooking oil: 600 SYP
- Shops
- No difficulties reported
- Private bakeries unavailable

Main challenges to obtaining food

- No challenges
- Some foods unavailable
- Local production decreased
- Lack of access to markets
- Some foods expensive
- Lack of resources to buy food
- Lack of access to fuel
- Cooking fuel unavailable
- No information
- Bread (public): 1 pack
- Rice: 1kg
- Lentils: 1 kg
- Sugar: 1kg
- Cooking oil: 1 litre

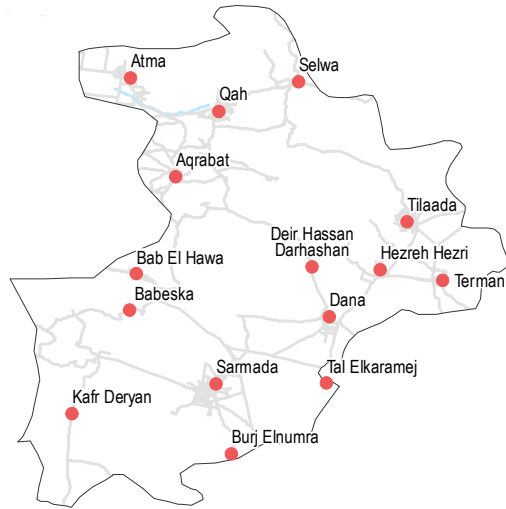
- Access to bread**
- Most common source of bread
 - Most common barriers to accessing bread
 - Number of days, per month, where bread from private bakeries was unavailable

Displacement

- % of pre-conflict population remaining
- % of population that are female
- % of female-headed households
- IDPs living in village
- New IDP arrivals
- Returnees

Community	% of pre-conflict population remaining	% of population that are female	% of female-headed households	IDPs living in village	New IDP arrivals	Returnees
Aqrabat	76-100%	51-75%	1-25%	Yes	Yes	No
Atma	76-100%	51-75%	1-25%	Yes	Yes	No
Bab El Hawa	76-100%	51-75%	1-25%	Yes	Yes	No
Babeska	76-100%	51-75%	1-25%	Yes	Yes	No
Burj Elnumra	76-100%	51-75%	1-25%	Yes	Yes	No

• 15/15 communities assessed (10 communities are shown on the next two factsheets): Aqrabat, Atma, Bab El Hawa, Babeska, Burj Elnumra



Shelter

- Independent apartment or house
- Shared apartment or house
- Unfinished apartment or house
- Tent
- Private space not for shelter
- Cave/natural shelter
- Collective public space not for shelter
- No IDPs
- No information
- Min - Max: rent paid per room (where known)

Community	Most common shelter	NDPs	IDPs
Aqrabat	Independent apartment or house	10000	12500 SYP
Babeska	Independent apartment or house	7000	10000 SYP
Atma	Independent apartment or house	12500	15000 SYP
Burj Elnumra	Independent apartment or house	5000	7000 SYP
Bab El Hawa	No IDPs	7000	10000 SYP

Livelihoods

- Most common sources of income
- Most common strategies used to cope with lack of income / resources

Community	Most common sources of income	Most common strategies used to cope with lack of income / resources
Aqrabat	Farm owning Business/trade	No info
Atma	Farm owning Business/trade	Skipping meals Reducing meal size
Bab El Hawa	Farm owning Business/trade	Skipping meals Reducing meal size
Babeska	Farm owning Business/trade	Skipping meals Reducing meal size
Burj Elnumra	Farm owning Business/trade Remittances	Skipping meals Reducing meal size

NFIs

Community	Light bulb (Main network)	Generator	No source	Solar alternative	No information
Aqrabat	B 6800 SYP	2100 SYP	C 45 SYP	D 240 SYP	F 75000 SYP
Babeska	B 6800 SYP	2100 SYP	C 45 SYP	D 250 SYP	F 75000 SYP
Atma	B 7000 SYP	2000 SYP	C 45 SYP	D 225 SYP	F 75000 SYP
Burj Elnumra	B 6800 SYP	2100 SYP	C 45 SYP	D 240 SYP	F 75000 SYP
Bab El Hawa	B 6800 SYP	2100 SYP	C 45 SYP	D 240 SYP	F 75000 SYP

- Most common electricity source
- Main network
- Generator
- No source
- Solar alternative
- No information
- Fuel Prices (SYP)*
- B** Butane (cannister)
- C** Coal (1kg)
- D** Diesel (1 litre)
- F** Firewood (1 tonne)
- NFI Prices (SYP)*
- Cement (50kg)
- Floor mat (3*4m)
- Plastic tarpaulin (1m²)
- Tent (5 persons)
- NA: not available for purchase

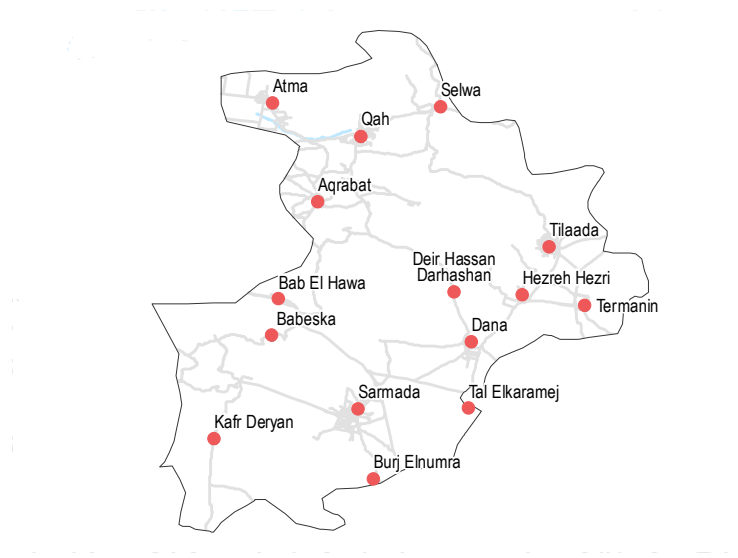
Community	Most common strategies used to cope with a lack of fuel
Aqrabat	No lack of fuel
Atma	No lack of fuel
Babeska	No lack of fuel
Bab El Hawa	No lack of fuel
Burj Elnumra	No lack of fuel

WASH

- Most common water source**
- Status of water source**
- Water is safe to drink
 - Water tastes/smells bad
 - People sick after drinking
 - No information
- Sufficiency of available water to meet household needs**
- Sufficient
 - Insufficient
 - No information
- Most common method of garbage disposal**

- Aqrabat**
- Water trucking
 - Public free collection
- Atma**
- Water trucking
 - Public free collection
- Bab El Hawa**
- Water trucking
 - Public free collection
- Babeska**
- Water trucking
 - Public free collection
- Burj Elnumra**
- Water trucking
 - Public free collection

• 15/15 communities assessed (10 communities are shown on the next two factsheets): Aqrabat, Atma, Bab El Hawa, Babeska, Burj Elnumra



Education

- Status of primary schools in village**
- Functioning
 - Not functioning
 - Not available
 - No information
- Barriers to accessing education services**
- Aqrabat
 - Atma

- Bab El Hawa**
- Most children accessed education
- Babeska**
- Most children accessed education
- Burj Elnumra**
- Most children accessed education

Health

	Most common health problems	Most common barriers to accessing healthcare
Aqrabat	Pregnancy related diseases Maternal health issues Severe diseases affecting those aged less than 5	No difficulties reported
Atma	Pregnancy related diseases Maternal health issues Severe diseases affecting those aged less than 5	No difficulties reported
Bab El Hawa	Pregnancy related diseases Maternal health issues Severe diseases affecting those aged less than 5	No difficulties reported
Babeska	Pregnancy related diseases Maternal health issues Severe diseases affecting those aged less than 5	No difficulties reported
Burj Elnumra	Pregnancy related diseases Maternal health issues Severe diseases affecting those aged less than 5	No difficulties reported

Food Security

- Aqrabat**
- Bread: no info
 - Rice: 300 SYP
 - Lentils: 300 SYP
 - Sugar: 300 SYP
 - Cooking oil: 450 SYP
- Shops
 - No difficulties reported
 - Private bakeries unavailable
- Atma**
- Bread: no info
 - Rice: 300 SYP
 - Lentils: 300 SYP
 - Sugar: 285 SYP
 - Cooking oil: 450 SYP
- Private bakeries
 - No difficulties reported
 - 0
- Bab El Hawa**
- Bread: no info
 - Rice: 300 SYP
 - Lentils: 300 SYP
 - Sugar: 275 SYP
 - Cooking oil: 425 SYP
- Shops
 - No difficulties reported
 - Private bakeries unavailable
- Babeska**
- Bread: no info
 - Rice: 300 SYP
 - Lentils: 300 SYP
 - Sugar: 300 SYP
 - Cooking oil: 450 SYP
- Shops
 - No difficulties reported
 - Private bakeries unavailable
- Burj Elnumra**
- Bread: no info
 - Rice: 300 SYP
 - Lentils: 300 SYP
 - Sugar: 300 SYP
 - Cooking oil: 450 SYP
- Shops
 - No difficulties reported
 - Private bakeries unavailable

- Main challenges to obtaining food**
- No challenges
 - Some foods unavailable
 - Local production decreased
 - Lack of access to markets
 - Some foods expensive
 - Lack of resources to buy food
 - Lack of access to fuel
 - Cooking fuel unavailable
 - No information
- Bread (public): 1 pack**
- Rice: 1kg**
- Lentils: 1kg**
- Sugar: 1kg**
- Cooking oil: 1 litre**
- Access to bread**
- Most common source of bread
 - Most common barriers to accessing bread
 - Number of days, per month, where bread from private bakeries was unavailable

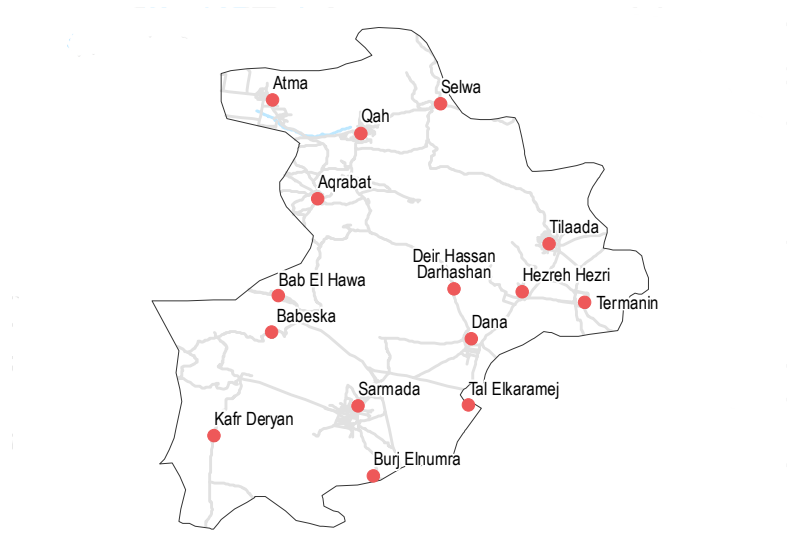
Dana 2/3, Idleb Governorate

Displacement

- % of pre-conflict population remaining
- % of population that are female
- % of female-headed households
- IDPs living in village
- New IDP arrivals
- Returnees

Community	% of pre-conflict population remaining	% of population that are female	% of female-headed households	IDPs living in village	New IDP arrivals	Returnees
Dana	76-100%	51-75%	1-25%	Yes	Yes	No
Deir Hassan Darhashan	76-100%	51-75%	1-25%	Yes	Yes	No
Hezreh Hezri	76-100%	51-75%	1-25%	Yes	No info	No
Kafr Deryan	76-100%	51-75%	1-25%	Yes	Yes	No
Qah	76-100%	51-75%	1-25%	Yes	Yes	No

• 15/15 communities assessed (5 communities are shown on the previous factsheet, 5 communities are shown on the next factsheet): Dana, Deir Hassan Darhashan, Hezreh Hezri, Kafr Deryan, Qah



Shelter

- Independent apartment or house
- Shared apartment or house
- Unfinished apartment or house
- Tent
- Private space not for shelter
- Cave/natural shelter
- Collective public space not for shelter
- No IDPs
- No information
- Min - Max: rent paid per room (where known)

Community	Most common shelter	NDPs	IDPs
Dana	Independent apartment or house	10000	12500 SYP
Kafr Deryan	Independent apartment or house	10000	12500 SYP
Deir Hassan Darhashan	Independent apartment or house	7000	10000 SYP
Qah	Independent apartment or house	8000	10000 SYP
Hezreh Hezri	No IDPs	5000	8000 SYP

Livelihoods

- Most common sources of income
- Most common strategies used to cope with lack of income / resources

Community	Most common sources of income	Most common strategies used to cope with lack of income / resources
Dana	Farm owning Business/trade	Skipping meals Reducing meal size
Deir Hassan Darhashan	Farm owning Business/trade	Skipping meals Reducing meal size
Hezreh Hezri	Farm owning Business/trade	Skipping meals Reducing meal size
Kafr Deryan	Farm owning Business/trade	Skipping meals Reducing meal size
Qah	Farm owning Business/trade	No info

NFIs

Community	Butane (cannister)	Coal (1kg)	Diesel (1 litre)	Firewood (1 tonne)
Dana	B 6700 SYP	C 45 SYP	D 235 SYP	F 75000 SYP
Deir Hassan Darhashan	B 6700 SYP	C 45 SYP	D 235 SYP	F 75000 SYP
Hezreh Hezri	B 6600 SYP	C 45 SYP	D 235 SYP	F 70000 SYP
Kafr Deryan	B 6800 SYP	C 45 SYP	D 235 SYP	F 65000 SYP
Qah	B 6700 SYP	C 45 SYP	D 235 SYP	F 75000 SYP

- Most common electricity source
- Main network
- Generator
- No source
- Solar alternative
- No information
- Fuel Prices (SYP)*
- B** Butane (cannister)
- C** Coal (1kg)
- D** Diesel (1 litre)
- F** Firewood (1 tonne)
- NFI Prices (SYP)*
- Cement (50kg)
- Floor mat (3*4m)
- Plastic tarpaulin (1m²)
- Tent (5 persons)
- NA: not available for purchase

Community	Most common strategies used to cope with a lack of fuel
Dana	No lack of fuel
Deir Hassan Darhashan	No lack of fuel
Kafr Deryan	No lack of fuel
Hezreh Hezri	No lack of fuel
Qah	No lack of fuel

WASH

Most common water source

Status of water source

Water is safe to drink

Water tastes/smells bad

People sick after drinking

No information

Sufficiency of available water to meet household needs

Sufficient

Insufficient

No information

Most common method of garbage disposal

Dana

Water trucking

Public free collection

Deir Hassan Darhashan

Water trucking

Public free collection

Hezreh Hezri

Water trucking

Public free collection

Kafr Deryan

Water trucking

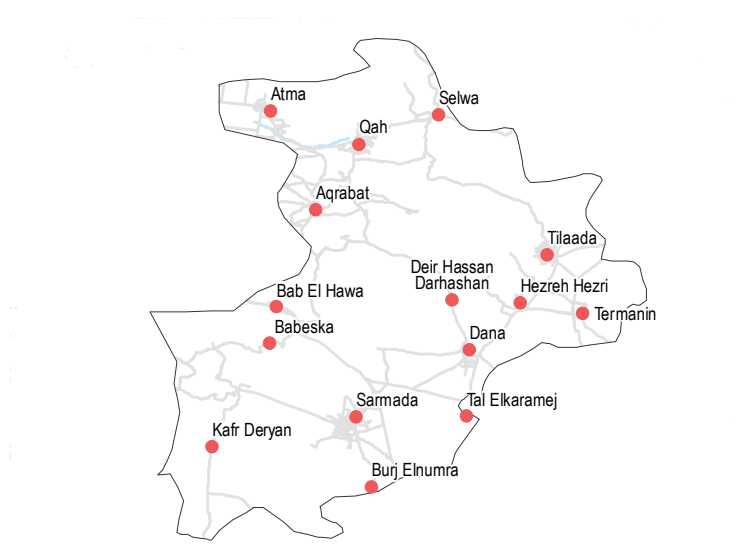
Public free collection

Qah

Water trucking

Public free collection

• 15/15 communities assessed (5 communities are shown on the previous factsheet, 5 communities are shown on the next factsheet): Dana, Deir Hassan Darhashan, Hezreh Hezri, Kafr Deryan, Qah



Education

Status of primary schools in village

Functioning

Not functioning

Not available

No information

Barriers to accessing education services

Dana

Most children accessed education

Hezreh Hezri

Most children accessed education

Kafr Deryan

Most children accessed education

Qah

Most children accessed education

Deir Hassan Darhashan

Most children accessed education

Health

Most common health problems

Most common barriers to accessing healthcare

Dana

Pregnancy related diseases
Maternal health issues
Severe diseases affecting those aged less than 5

No difficulties reported

Deir Hassan Darhashan

Pregnancy related diseases
Maternal health issues
Severe diseases affecting those aged less than 5

No difficulties reported

Hezreh Hezri

Pregnancy related diseases
Maternal health issues
Severe diseases affecting those aged less than 5

No difficulties reported

Kafr Deryan

Pregnancy related diseases
Maternal health issues
Severe diseases affecting those aged less than 5

No difficulties reported

Qah

Pregnancy related diseases
Maternal health issues
Severe diseases affecting those aged less than 5

No difficulties reported

Food Security

Dana



Bread: no info
Rice: 300 SYP
Lentils: 300 SYP
Sugar: 275 SYP
Cooking oil: 400 SYP

Private bakeries

No difficulties reported

0

Deir Hassan Darhashan



Bread: no info
Rice: 300 SYP
Lentils: 300 SYP
Sugar: 275 SYP
Cooking oil: 400 SYP

Private bakeries

No difficulties reported

0

Hezreh Hezri



Bread: no info
Rice: 300 SYP
Lentils: 300 SYP
Sugar: 300 SYP
Cooking oil: 450 SYP

Shops

No difficulties reported

Private bakeries unavailable

Kafr Deryan



Bread: no info
Rice: 300 SYP
Lentils: 300 SYP
Sugar: 300 SYP
Cooking oil: 450 SYP

Private bakeries

No difficulties reported

0

Qah



Bread: no info
Rice: 300 SYP
Lentils: 300 SYP
Sugar: 285 SYP
Cooking oil: 450 SYP

Private bakeries

No difficulties reported

0

Main challenges to obtaining food

No challenges

Some foods unavailable

Local production decreased

Lack of access to markets

Some foods expensive

Lack of resources to buy food

Lack of access to fuel

Cooking fuel unavailable

No information

Bread (public): 1 pack

Rice: 1kg

Lentils: 1 kg

Sugar: 1kg

Cooking oil: 1 litre

Access to bread

Most common source of bread

Most common barriers to accessing bread

Number of days, per month, where bread from private bakeries was unavailable

Dana 3/3, Idleb Governorate

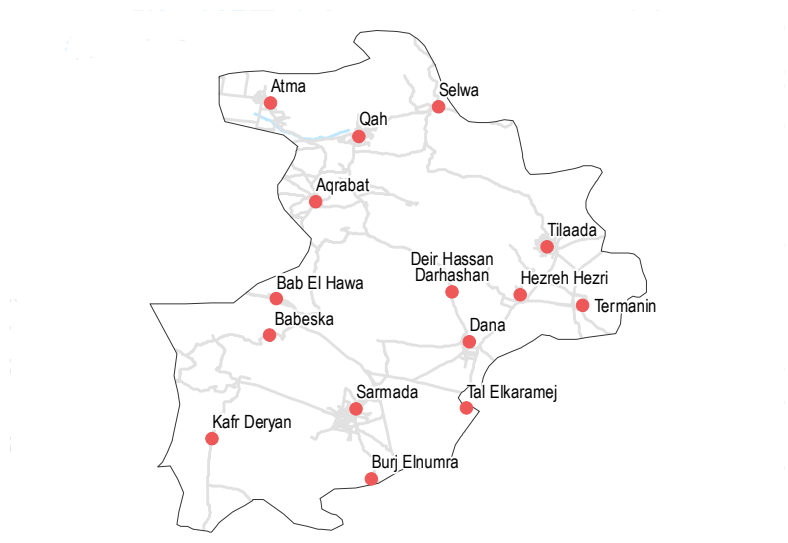
December 2017

Displacement

- % of pre-conflict population remaining
- % of population that are female
- % of female-headed households
- IDPs living in village
- New IDP arrivals
- Returnees

Community	% of pre-conflict population remaining	% of population that are female	% of female-headed households	IDPs living in village	New IDP arrivals	Returnees
Sarmada	76-100%	51-75%	1-25%	Yes	Yes	No
Selwa	76-100%	51-75%	1-25%	Yes	Yes	No
Tal Elkaramej	76-100%	51-75%	1-25%	Yes	Yes	No
Termanin	76-100%	51-75%	1-25%	Yes	Yes	No
Tilaada	76-100%	51-75%	1-25%	Yes	Yes	No

• 15/15 communities assessed (10 communities are shown on the previous two factsheets): Sarmada, Selwa, Tal Elkaramej, Termanin, Tilaada



Shelter

- Independent apartment or house
- Shared apartment or house
- Unfinished apartment or house
- Tent
- Private space not for shelter
- Cave/natural shelter
- Collective public space not for shelter
- No IDPs
- No information
- Min - Max: rent paid per room (where known)

Community	Most common shelter	Min - Max: rent paid per room (where known)
Sarmada	Independent apartment or house	10000 - 12500 SYP
Selwa	Independent apartment or house	8000 - 10000 SYP
Tal Elkaramej	No IDPs	10000 - 12500 SYP
Termanin	Independent apartment or house	10000 - 12500 SYP
Tilaada	Independent apartment or house	7000 - 10000 SYP

Livelihoods

- Most common sources of income
- Most common strategies used to cope with lack of income / resources

Community	Most common sources of income	Most common strategies used to cope with lack of income / resources
Sarmada	Farm owning Business/trade	No info
Selwa	Farm owning Business/trade	Skipping meals Reducing meal size
Tal Elkaramej	Farm owning Business/trade	Skipping meals Reducing meal size
Termanin	Farm owning Business/trade	Skipping meals Reducing meal size
Tilaada	Farm owning Business/trade	Skipping meals Reducing meal size

NFIs

Community	Butane (cannister)	Coal (1kg)	Diesel (1 litre)	Firewood (1 tonne)	Cement (50kg)	Floor mat (3*4m)	Plastic tarpaulin (1m²)	Tent (5 persons)
Sarmada	B 6700 SYP	C 45 SYP	D 225 SYP	F 75000 SYP	2100 SYP	6000 SYP	250 SYP	25000 SYP
Selwa	B 6800 SYP	C 45 SYP	D 240 SYP	F 75000 SYP	2100 SYP	6000 SYP	250 SYP	25000 SYP
Tal Elkaramej	B 6800 SYP	C 45 SYP	D 240 SYP	F 75000 SYP	2100 SYP	6000 SYP	250 SYP	25000 SYP
Termanin	B 6700 SYP	C 45 SYP	D 225 SYP	F 75000 SYP	2000 SYP	6000 SYP	250 SYP	25000 SYP
Tilaada	B 6600 SYP	C 45 SYP	D 235 SYP	F 75000 SYP	2000 SYP	6000 SYP	250 SYP	25000 SYP

- Most common electricity source
- Main network
- Generator
- No source
- Solar alternative
- No information
- Fuel Prices (SYP)*
- B** Butane (cannister)
- C** Coal (1kg)
- D** Diesel (1 litre)
- F** Firewood (1 tonne)
- NFI Prices (SYP)*
- Cement (50kg)
- Floor mat (3*4m)
- Plastic tarpaulin (1m²)
- Tent (5 persons)
- NA: not available for purchase

Community	Most common strategies used to cope with a lack of fuel
Sarmada	No lack of fuel
Selwa	No lack of fuel
Tal Elkaramej	No lack of fuel
Termanin	No lack of fuel
Tilaada	No lack of fuel

WASH

Most common water source

Status of water source

Water is safe to drink

Water tastes/smells bad

People sick after drinking

No information

Sufficiency of available water to meet household needs

Sufficient

Insufficient

No information

Most common method of garbage disposal

Sarmada

Water trucking

Public free collection

Selwa

Water trucking

Public free collection

Tal Elkaramej

Water trucking

Public free collection

Termanin

Water trucking

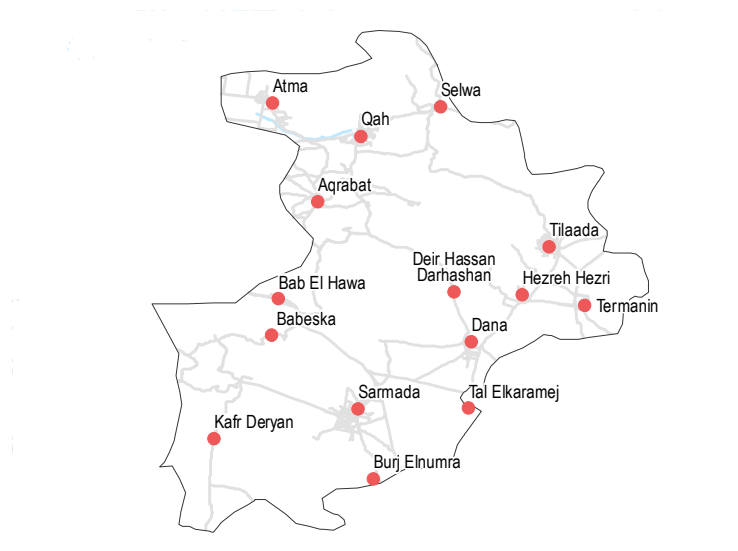
Public free collection

Tilaada

Water trucking

Public free collection

- 15/15 communities assessed (10 communities are shown on the previous two factsheets): Sarmada, Selwa, Tal Elkaramej, Termanin, Tilaada



Education

Status of primary schools in village

Functioning

Not functioning

Not available

No information

Barriers to accessing education services

Sarmada

Most children accessed education

Tal Elkaramej

Most children accessed education

Termanin

Most children accessed education

Tilaada

Most children accessed education

Selwa

Most children accessed education

Health

Most common health problems

Most common barriers to accessing healthcare

Sarmada

Pregnancy related diseases
Maternal health issues
Severe diseases affecting those aged less than 5

No difficulties reported

Selwa

Pregnancy related diseases
Maternal health issues
Severe diseases affecting those aged less than 5

No difficulties reported

Tal Elkaramej

Pregnancy related diseases
Maternal health issues
Severe diseases affecting those aged less than 5

No difficulties reported

Termanin

Pregnancy related diseases
Maternal health issues
Severe diseases affecting those aged less than 5

No difficulties reported

Tilaada

Pregnancy related diseases
Maternal health issues
Severe diseases affecting those aged less than 5

No difficulties reported

Food Security

Sarmada



Bread: no info
Rice: 300 SYP
Lentils: 300 SYP
Sugar: 300 SYP
Cooking oil: 450 SYP

Private bakeries

No difficulties reported

0

Selwa



Bread: no info
Rice: 300 SYP
Lentils: 300 SYP
Sugar: 300 SYP
Cooking oil: 450 SYP

Private bakeries

No difficulties reported

0

Tal Elkaramej



Bread: no info
Rice: 300 SYP
Lentils: 300 SYP
Sugar: 275 SYP
Cooking oil: 425 SYP

Private bakeries

No difficulties reported

0

Termanin



Bread: no info
Rice: 300 SYP
Lentils: 300 SYP
Sugar: 280 SYP
Cooking oil: 425 SYP

Private bakeries

No difficulties reported

0

Tilaada



Bread: no info
Rice: 300 SYP
Lentils: 300 SYP
Sugar: 275 SYP
Cooking oil: 400 SYP

Private bakeries

No difficulties reported

0

Main challenges to obtaining food

No challenges

Some foods unavailable

Local production decreased

Lack of access to markets

Some foods expensive

Lack of resources to buy food

Lack of access to fuel

Cooking fuel unavailable

No information

Bread (public): 1 pack

Rice: 1kg

Lentils: 1kg

Sugar: 1kg

Cooking oil: 1 litre

Access to bread
 Most common source of bread

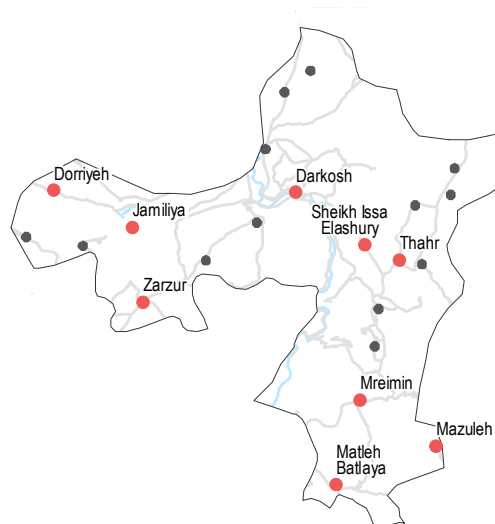
Most common barriers to accessing bread
 Number of days, per month, where bread from private bakeries was unavailable

Displacement

- % of pre-conflict population remaining
- % of population that are female
- % of female-headed households
- IDPs living in village
- New IDP arrivals
- Returnees

Community	% of pre-conflict population remaining	% of population that are female	% of female-headed households	IDPs living in village	New IDP arrivals	Returnees
Darkosh	76-100%	26-50%	1-25%	Yes	No	No
Dorriyeh	76-100%	26-50%	1-25%	Yes	No	No
Jamiliya	None	26-50%	1-25%	Yes	No	No
Matleh Batlaya	76-100%	26-50%	1-25%	Yes	No	No
Mazuleh	76-100%	26-50%	1-25%	Yes	No	No

• 9/22 communities assessed (4 communities are shown on the next factsheet): Darkosh, Dorriyeh, Jamiliya, Matleh Batlaya, Mazuleh



Shelter

- Independent apartment or house
- Shared apartment or house
- Unfinished apartment or house
- Tent
- Private space not for shelter
- Cave/natural shelter
- Collective public space not for shelter
- No IDPs
- No information
- Min - Max: rent paid per room (where known)

Community	Most common shelter	NDPs	IDPs
Darkosh	Independent apartment or house	3000 - 4000 SYP	
Matleh Batlaya	Shared apartment or house	2000 - 3000 SYP	
Dorriyeh	Unfinished apartment or house	2000 - 3000 SYP	
Mazuleh	Tent	2000 - 3000 SYP	
Jamiliya	No IDPs	No info	

Livelihoods

- Most common sources of income
- Most common strategies used to cope with lack of income / resources

Community	Most common sources of income	Most common strategies used to cope with lack of income / resources
Darkosh	Daily employment Farm owning Business/trade	Children sent to work/beg
Dorriyeh	Daily employment Farm owning Business/trade	No info
Jamiliya	Daily employment Farm owning Business/trade	Children sent to work/beg
Matleh Batlaya	Daily employment Farm owning Business/trade	No info
Mazuleh	Daily employment Farm owning Business/trade	Children sent to work/beg

NFIs

Community	Lightbulb (Electricity)	Generator	NA
Darkosh	B 7000 SYP	C 300 SYP	D 220 SYP
Matleh Batlaya	B 7000 SYP	C 300 SYP	D 220 SYP
Dorriyeh	B 7000 SYP	C 300 SYP	D 220 SYP
Jamiliya	B 6800 SYP	C 300 SYP	D 250 SYP

- Most common electricity source
- Main network
- Generator
- No source
- Solar alternative
- No information
- Fuel Prices (SYP)*
- B** Butane (cannister)
- C** Coal (1kg)
- D** Diesel (1 litre)
- F** Firewood (1 tonne)
- NFI Prices (SYP)*
- Cement (50kg)
- Floor mat (3*4m)
- Plastic tarpaulin (1m²)
- Tent (5 persons)
- NA: not available for purchase

Community	Most common strategies used to cope with a lack of fuel
Darkosh	No lack of fuel
Dorriyeh	No lack of fuel
Matleh Batlaya	No lack of fuel
Jamiliya	No lack of fuel
Mazuleh	No lack of fuel

WASH

- Most common water source**
- Water is safe to drink
 - Water tastes/smells bad
 - People sick after drinking
 - No information
- Sufficiency of available water to meet household needs**
- Sufficient
 - Insufficient
 - No information
- Most common method of garbage disposal**
- Disposed at designated site

Darkosh

- Network
- Disposed at designated site

Dorriyeh

- Network
- Disposed at designated site

Jamiliya

- Network
- Disposed at designated site

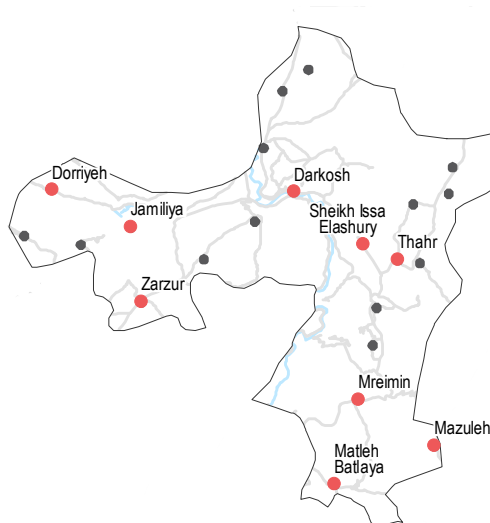
Matleh Batlaya

- Network
- Disposed at designated site

Mazuleh

- Network
- Disposed at designated site

- 9/22 communities assessed (4 communities are shown on the next factsheet): Darkosh, Dorriyeh, Jamiliya, Matleh Batlaya, Mazuleh



Education

- Status of primary schools in village**
- Functioning
 - Not functioning
 - Not available
 - No information
- Barriers to accessing education services**
- Most children accessed education

Jamiliya

Most children accessed education

Matleh Batlaya

Most children accessed education

Mazuleh

Most children accessed education

Dorriyeh

Most children accessed education

Health



Most common health problems



Most common barriers to accessing healthcare

Darkosh

Injuries
Fever
Severe diseases affecting those aged less than 5

No difficulties reported

Dorriyeh

Pregnancy related diseases
Fever
Severe diseases affecting those aged less than 5

No difficulties reported

Jamiliya

Fever
Malnutrition
Severe diseases affecting those aged less than 5

No difficulties reported

Matleh Batlaya

Pregnancy related diseases
Acute respiratory infections
Severe diseases affecting those aged less than 5

No difficulties reported

Mazuleh

Pregnancy related diseases
Malnutrition
Severe diseases affecting those aged less than 5

No difficulties reported

Food Security

Darkosh



Bread: 150 SYP
Rice: 500 SYP
Lentils: 500 SYP
Sugar: 500 SYP
Cooking oil: 800 SYP



Public bakeries



No difficulties reported

0

Dorriyeh



Bread: 150 SYP
Rice: 500 SYP
Lentils: 500 SYP
Sugar: 500 SYP
Cooking oil: 800 SYP



Public bakeries



No difficulties reported

0

Jamiliya



Bread: 150 SYP
Rice: 500 SYP
Lentils: 500 SYP
Sugar: 500 SYP
Cooking oil: 800 SYP



Public bakeries



No difficulties reported

1 to 10

Matleh Batlaya



Bread: 150 SYP
Rice: 500 SYP
Lentils: 500 SYP
Sugar: 500 SYP
Cooking oil: 800 SYP



Public bakeries



No difficulties reported

0

Mazuleh



Bread: 150 SYP
Rice: 500 SYP
Lentils: 500 SYP
Sugar: 500 SYP
Cooking oil: 800 SYP



Public bakeries



No difficulties reported

0

Main challenges to obtaining food

- No challenges
- Some foods unavailable
- Local production decreased
- Lack of access to markets
- Some foods expensive
- Lack of resources to buy food
- Lack of access to fuel
- Cooking fuel unavailable
- No information

Bread (public): 1 pack
Rice: 1kg
Lentils: 1 kg
Sugar: 1kg
Cooking oil: 1 litre

Access to bread

Most common source of bread

Most common barriers to accessing bread

Number of days, per month, where bread from private bakeries was unavailable

Darkosh 2/2, Idleb Governorate

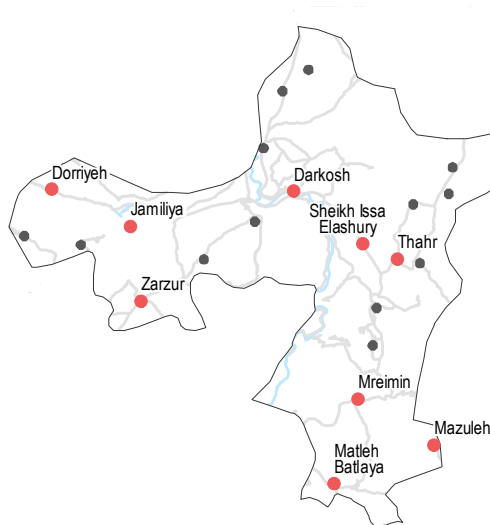
December 2017

Displacement

- % of pre-conflict population remaining
- % of population that are female
- % of female-headed households
- IDPs living in village
- New IDP arrivals
- Returnees

Community	% of pre-conflict population remaining	% of population that are female	% of female-headed households	IDPs living in village	New IDP arrivals	Returnees
Mreimin	76-100%	26-50%	1-25%	Yes	No	No
Sheikh Issa Elashury	76-100%	26-50%	1-25%	Yes	No	No
Thahr	76-100%	26-50%	1-25%	Yes	No	No
Zarzur	76-100%	26-50%	1-25%	Yes	No	No

• 9/22 communities assessed (5 communities are shown on the previous factsheet): Mreimin, Sheikh Issa Elashury, Thahr, Zarzur



Shelter

- Independent apartment or house
- Shared apartment or house
- Unfinished apartment or house
- Tent
- Private space not for shelter
- Cave/natural shelter
- Collective public space not for shelter
- No IDPs
- No information
- Min - Max: rent paid per room (where known)

Community	Most common shelter	NDPs	IDPs
Mreimin	Independent apartment or house	2000 - 3000 SYP	3000 - 4000 SYP
Sheikh Issa Elashury	Independent apartment or house	2000 - 3000 SYP	-
Thahr	No IDPs	2000 - 3000 SYP	-

Livelihoods

- Most common sources of income
- Most common strategies used to cope with lack of income / resources

Community	Most common sources of income	Most common strategies used to cope with lack of income / resources
Mreimin	Daily employment Farm owning Business/trade	Children sent to work/beg
Sheikh Issa Elashury	Daily employment Farm owning Business/trade	Children sent to work/beg
Thahr	Daily employment Farm owning Business/trade	No info
Zarzur	Daily employment Farm owning Business/trade	Children sent to work/beg

NFIs

Community	Lightbulb (Electricity)	Lightbulb (Electricity)
Mreimin	B 7000 SYP C 300 SYP D 220 SYP F 60000 SYP	B 3200 SYP C 2500 SYP D 400 SYP F NA
Sheikh Issa Elashury	B 7000 SYP C 300 SYP D 220 SYP F 60000 SYP	B 3200 SYP C 2500 SYP D 400 SYP F NA
Thahr	B 7000 SYP C 300 SYP D 220 SYP F 60000 SYP	B 3200 SYP C 2500 SYP D 400 SYP F NA

- Most common electricity source
- Main network
- Generator
- No source
- Solar alternative
- No information
- Fuel Prices (SYP)*
- B** Butane (cannister)
- C** Coal (1kg)
- D** Diesel (1 litre)
- F** Firewood (1 tonne)
- NFI Prices (SYP)*
- Cement (50kg)
- Floor mat (3*4m)
- Plastic tarpaulin (1m²)
- Tent (5 persons)
- NA: not available for purchase

Community	Most common strategies used to cope with a lack of fuel
Mreimin	No lack of fuel
Sheikh Issa Elashury	No lack of fuel
Zarzur	No lack of fuel
Thahr	No lack of fuel

WASH

- Most common water source
- Status of water source
- Water is safe to drink
 - Water tastes/smells bad
 - People sick after drinking
 - No information
- Sufficiency of available water to meet household needs
- Sufficient
 - Insufficient
 - No information
- Most common method of garbage disposal

Mreimin

- Network
- Disposed at designated site

Sheikh Issa Elashury

- Network
- Disposed at designated site

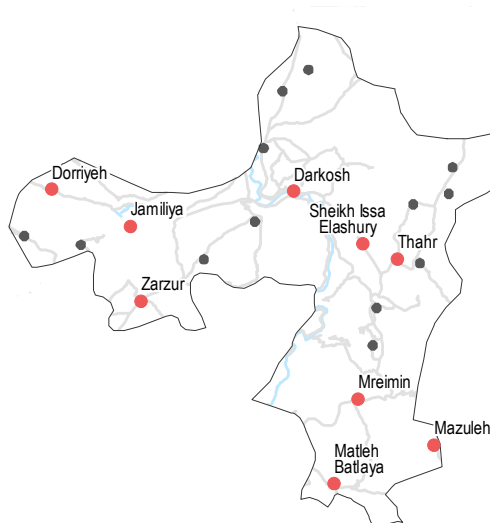
Thahr

- Network
- Disposed at designated site

Zarzur

- Network
- Disposed at designated site

• 9/22 communities assessed (5 communities are shown on the previous factsheet): Mreimin, Sheikh Issa Elashury, Thahr, Zarzur



Food Security

Mreimin

- Public bakeries
- Bread: 150 SYP
- Rice: 500 SYP
- Lentils: 500 SYP
- Sugar: 500 SYP
- Cooking oil: 800 SYP
- No difficulties reported

Sheikh Issa Elashury

- Public bakeries
- Bread: 150 SYP
- Rice: 500 SYP
- Lentils: 500 SYP
- Sugar: 500 SYP
- Cooking oil: 800 SYP
- No difficulties reported

Thahr

- Public bakeries
- Bread: 150 SYP
- Rice: 500 SYP
- Lentils: 500 SYP
- Sugar: 500 SYP
- Cooking oil: 800 SYP
- No difficulties reported

Zarzur

- Public bakeries
- Bread: 150 SYP
- Rice: 500 SYP
- Lentils: 500 SYP
- Sugar: 500 SYP
- Cooking oil: 800 SYP
- No difficulties reported

Main challenges to obtaining food

- No challenges
- Some foods unavailable
- Local production decreased
- Lack of access to markets
- Some foods expensive
- Lack of resources to buy food
- Lack of access to fuel
- Cooking fuel unavailable
- No information

Bread (public): 1 pack
 Rice: 1kg
 Lentils: 1kg
 Sugar: 1kg
 Cooking oil: 1 litre

Access to bread

- Most common source of bread
- Most common barriers to accessing bread
- Number of days, per month, where bread from private bakeries was unavailable

Education

- Status of primary schools in village
- Functioning
 - Not functioning
 - Not available
 - No information
- Barriers to accessing education services

Thahr

Most children accessed education

Zarzur

Most children accessed education

Mreimin

Most children accessed education

Sheikh Issa Elashury

Most children accessed education

Health

Most common health problems

Most common barriers to accessing healthcare

Mreimin

Pregnancy related diseases
 Acute respiratory infections
 Severe diseases affecting those aged less than 5

No difficulties reported

Sheikh Issa Elashury

Acute respiratory infections
 Fever
 Severe diseases affecting those aged less than 5

No difficulties reported

Thahr

Pregnancy related diseases
 Malnutrition
 Severe diseases affecting those aged less than 5

No difficulties reported

Zarzur

Pregnancy related diseases
 Fever
 Severe diseases affecting those aged less than 5

No difficulties reported

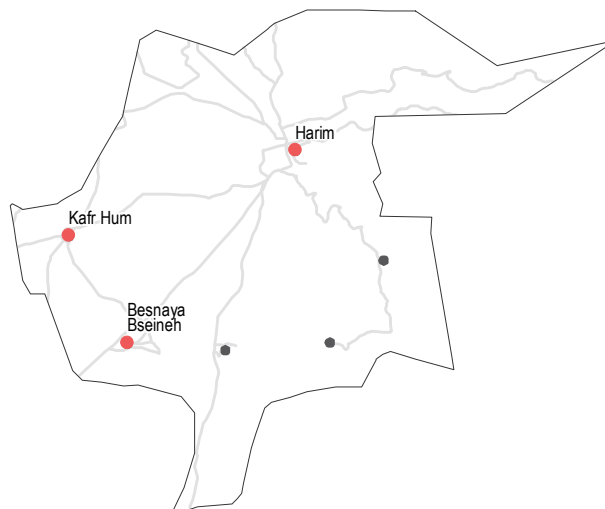
Harim, Idleb Governorate

Displacement

- % of pre-conflict population remaining
- % of population that are female
- % of female-headed households
- IDPs living in village
- New IDP arrivals
- Returnees

Besnaya Bseineh		
76-100%	26-50%	1-25%
Yes	No	No
Harim		
76-100%	26-50%	1-25%
Yes	No	No
Kafr Hum		
76-100%	26-50%	1-25%
Yes	No	No

• 3/6 communities assessed : Besnaya Bseineh, Harim, Kafr Hum



Shelter

- Independent apartment or house
- Shared apartment or house
- Unfinished apartment or house
- Tent
- Private space not for shelter
- Cave/natural shelter
- Collective public space not for shelter
- No IDPs
- No information
- Min - Max: rent paid per room (where known)

Besnaya Bseineh	
NDPs	IDPs
3000 - 4000 SYP	
Harim	
NDPs	IDPs
3000 - 4000 SYP	
Kafr Hum	
NDPs	IDPs
3000 - 4000 SYP	

Livelihoods

Most common sources of income

Most common strategies used to cope with lack of income / resources

Besnaya Bseineh

Daily employment
Farm owning
Business/trade

Children sent to work/beg

Harim

Daily employment
Farm owning
Business/trade

Children sent to work/beg

Kafr Hum

Daily employment
Farm owning
Business/trade

Children sent to work/beg

NFIs

Besnaya Bseineh

B 7000 SYP	3200 SYP
C 300 SYP	2500 SYP
D 220 SYP	400 SYP
F 60000 SYP	NA

Harim

B 7000 SYP	3200 SYP
C 300 SYP	2500 SYP
D 220 SYP	500 SYP
F 60000 SYP	NA

Kafr Hum

B 7000 SYP	3200 SYP
C 300 SYP	2500 SYP
D 220 SYP	400 SYP
F 60000 SYP	NA

Besnaya Bseineh

No lack of fuel

Harim

No lack of fuel

Kafr Hum

No lack of fuel

Most common electricity source

- Main network
- Generator
- No source
- Solar alternative
- No information

Fuel Prices (SYP)*

- B** Butane (cannister)
- C** Coal (1kg)
- D** Diesel (1 litre)
- F** Firewood (1 tonne)

NFI Prices (SYP)*

- Cement (50kg)
- Floor mat (3*4m)
- Plastic tarpaulin (1m²)
- Tent (5 persons)

NA: not available for purchase

Most common strategies used to cope with a lack of fuel

Harim, Idleb Governorate

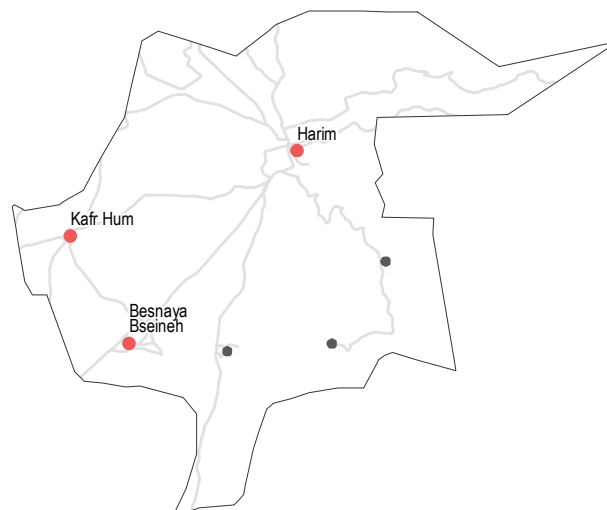
WASH

- Most common water source**
- Status of water source**
- Water is safe to drink
 - Water tastes/smells bad
 - People sick after drinking
 - No information
- Sufficiency of available water to meet household needs**
- Sufficient
 - Insufficient
 - No information
- Most common method of garbage disposal**
- Disposed at designated site

Besnaya Bseineh

- Network
 - Disposed at designated site
- ### Harim
- Network
 - Disposed at designated site
- ### Kafr Hum
- Network
 - Disposed at designated site

• 3/6 communities assessed : Besnaya Bseineh, Harim, Kafr Hum



Education

- Status of primary schools in village**
- Functioning
 - Not functioning
 - Not available
 - No information
- Barriers to accessing education services**
- Most children accessed education

Kafr Hum
Most children accessed education

Besnaya Bseineh
Most children accessed education

Harim
Most children accessed education

Health

	Most common health problems	Most common barriers to accessing healthcare
Besnaya Bseineh	Injuries Acute respiratory infections Severe diseases affecting those aged less than 5	No difficulties reported
Harim	Pregnancy related diseases Fever Severe diseases affecting those aged less than 5	No difficulties reported
Kafr Hum	Injuries Acute respiratory infections Severe diseases affecting those aged less than 5	No difficulties reported

Food Security

Besnaya Bseineh

- Bread: 150 SYP
- Rice: 500 SYP
- Lentils: 500 SYP
- Sugar: 500 SYP
- Cooking oil: 800 SYP
- Public bakeries
- No difficulties reported

Harim

- Bread: 150 SYP
- Rice: 500 SYP
- Lentils: 500 SYP
- Sugar: 500 SYP
- Cooking oil: 800 SYP
- Public bakeries
- No difficulties reported

Kafr Hum

- Bread: 150 SYP
- Rice: 500 SYP
- Lentils: 500 SYP
- Sugar: 500 SYP
- Cooking oil: 800 SYP
- Public bakeries
- No difficulties reported

Main challenges to obtaining food

- No challenges
- Some foods unavailable
- Local production decreased
- Lack of access to markets
- Some foods expensive
- Lack of resources to buy food
- Lack of access to fuel
- Cooking fuel unavailable
- No information
- Bread (public): 1 pack
- Rice: 1kg
- Lentils: 1kg
- Sugar: 1kg
- Cooking oil: 1 litre
- Access to bread
- Most common source of bread
- Most common barriers to accessing bread
- Number of days, per month, where bread from private bakeries was unavailable

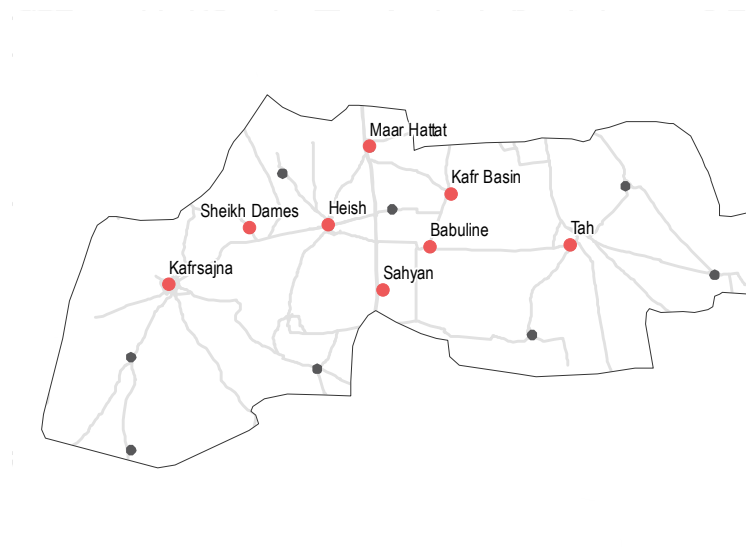
Heish 1/2, Idleb Governorate

Displacement

- % of pre-conflict population remaining
- % of population that are female
- % of female-headed households
- IDPs living in village
- New IDP arrivals
- Returnees

Community	% of pre-conflict population remaining	% of population that are female	% of female-headed households	IDPs living in village	New IDP arrivals	Returnees
Babuline	51-75%	51-75%	1-25%	Yes	Yes	No
Heish	51-75%	51-75%	1-25%	Yes	Yes	No
Kafr Basin	51-75%	51-75%	1-25%	Yes	Yes	No
Kafrsajna	51-75%	51-75%	1-25%	Yes	Yes	No

8/16 communities assessed (4 communities are shown on the next factsheet): Babuline, Heish, Kafr Basin, Kafrsajna



Shelter

- Independent apartment or house
- Shared apartment or house
- Unfinished apartment or house
- Tent
- Private space not for shelter
- Cave/natural shelter
- Collective public space not for shelter
- No IDPs
- No information
- Min - Max: rent paid per room (where known)

Community	Most common shelter	Min - Max: rent paid per room (where known)
Babuline	Independent apartment or house	No info
Heish	Shared apartment or house	3500 - 4000 SYP
Kafr Basin	Unfinished apartment or house	3000 - 3500 SYP
Kafrsajna	Independent apartment or house	3000 - 3500 SYP

Livelihoods

- Most common sources of income
- Most common strategies used to cope with lack of income / resources

Community	Most common sources of income	Most common strategies used to cope with lack of income / resources
Babuline	Farm owning Business/trade Savings	Children sent to work/beg Borrowing from family/friends
Heish	Farm owning Business/trade Sale of humanitarian aid	Children sent to work/beg Borrowing from family/friends
Kafr Basin	Farm owning Business/trade Savings	Children sent to work/beg Borrowing from family/friends
Kafrsajna	Farm owning Business/trade Sale of humanitarian aid	Children sent to work/beg Borrowing from family/friends

NFIs

Community	Most common electricity source	Fuel Prices (SYP)*	NFI Prices (SYP)*
Babuline	Generator	B 7000 SYP C 65 SYP D 250 SYP F 60000 SYP	Cement (50kg) Floor mat (3*4m) Plastic tarpaulin (1m²) Tent (5 persons)
Heish	Generator	B 6900 SYP C 65 SYP D 250 SYP F 65000 SYP	NA: not available for purchase
Kafr Basin	Generator	B 7000 SYP C 65 SYP D 240 SYP F 60000 SYP	NA: not available for purchase
Kafrsajna	Main network	B 6800 SYP C 65 SYP D 250 SYP F 65000 SYP	NA: not available for purchase

- Babuline**
No lack of fuel
- Heish**
No lack of fuel
- Kafr Basin**
No lack of fuel
- Kafrsajna**
No lack of fuel

WASH

- Most common water source**
- Water is safe to drink
 - Water tastes/smells bad
 - People sick after drinking
 - No information
- Sufficiency of available water to meet household needs**
- Sufficient
 - Insufficient
 - No information
- Most common method of garbage disposal**
- Public free collection

Babuline

- Water trucking
- Public free collection

Heish

- Network
- Public free collection

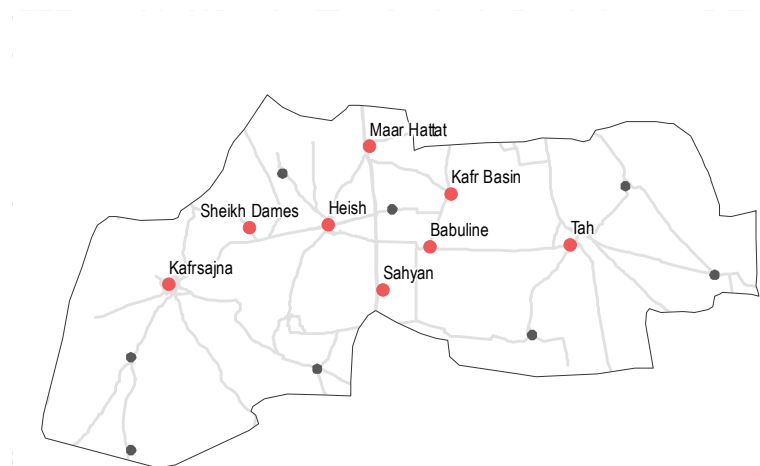
Kafr Basin

- Water trucking
- Public free collection

Kafrsajna

- Network
- Public free collection

8/16 communities assessed (4 communities are shown on the next factsheet): Babuline, Heish, Kafr Basin, Kafrsajna



Food Security

Babuline

- Bread: 125 SYP
- Rice: 425 SYP
- Lentils: 400 SYP
- Sugar: 300 SYP
- Cooking oil: 550 SYP
- Public bakeries
- No difficulties reported
- Private bakeries unavailable

Heish

- Bread: 125 SYP
- Rice: 425 SYP
- Lentils: 400 SYP
- Sugar: 300 SYP
- Cooking oil: 550 SYP
- Private bakeries
- No difficulties reported
- 1 to 10

Kafr Basin

- Bread: 125 SYP
- Rice: 400 SYP
- Lentils: 400 SYP
- Sugar: 300 SYP
- Cooking oil: 550 SYP
- Shops
- No difficulties reported
- Private bakeries unavailable

Kafrsajna

- Bread: 125 SYP
- Rice: 425 SYP
- Lentils: 400 SYP
- Sugar: 300 SYP
- Cooking oil: 550 SYP
- Private bakeries
- No difficulties reported
- 1 to 10

Main challenges to obtaining food

- No challenges
- Some foods unavailable
- Local production decreased
- Lack of access to markets
- Some foods expensive
- Lack of resources to buy food
- Lack of access to fuel
- Cooking fuel unavailable
- No information

Bread (public): 1 pack
Rice: 1kg
Lentils: 1kg
Sugar: 1kg
Cooking oil: 1 litre

Access to bread

- Most common source of bread
- Most common barriers to accessing bread
- Number of days, per month, where bread from private bakeries was unavailable

Education

- Status of primary schools in village**
- Functioning
 - Not functioning
 - Not available
 - No information
- Barriers to accessing education services**
- Most children accessed education

Kafr Basin

Most children accessed education

Kafrsajna

Most children accessed education

Babuline

Most children accessed education

Heish

Most children accessed education

Health

Most common health problems

Most common barriers to accessing healthcare

Babuline

Skin diseases
Pregnancy related diseases
Severe diseases affecting those aged less than 5

No facilities in the area

Heish

Skin diseases
Pregnancy related diseases
Severe diseases affecting those aged less than 5

No difficulties reported

Kafr Basin

Skin diseases
Pregnancy related diseases
Severe diseases affecting those aged less than 5

No facilities in the area

Kafrsajna

Skin diseases
Chronic diseases
Severe diseases affecting those aged less than 5

No facilities in the area

Heish 2/2, Idleb Governorate

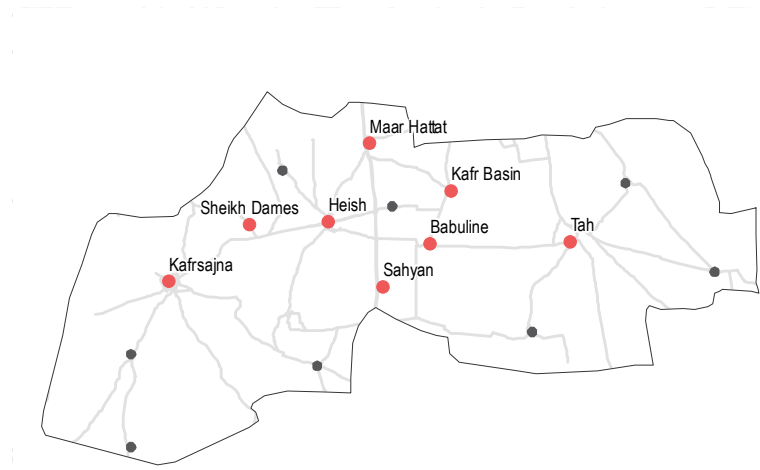
December 2017

Displacement

- % of pre-conflict population remaining
- % of population that are female
- % of female-headed households
- IDPs living in village
- New IDP arrivals
- Returnees

Community	% of pre-conflict population remaining	% of population that are female	% of female-headed households	IDPs living in village	New IDP arrivals	Returnees
Maar Hattat	51-75%	51-75%	1-25%	Yes	Yes	No
Sahyan	51-75%	51-75%	1-25%	Yes	No	No
Sheikh Dames	51-75%	51-75%	1-25%	Yes	Yes	No
Tah	76-100%	51-75%	1-25%	Yes	Yes	No

• 8/16 communities assessed (4 communities are shown on the previous factsheet): Maar Hattat, Sahyan, Sheikh Dames, Tah



NFIs

Community	Lightbulb (Main network)	Generator	No source	Solar alternative	No information
Maar Hattat	B 7000 SYP	1800 SYP	C 65 SYP	D 240 SYP	F 60000 SYP
Tah	B 6900 SYP	1900 SYP	C 65 SYP	D 250 SYP	F 65000 SYP
Sahyan	B 6800 SYP	1800 SYP	C 65 SYP	D 240 SYP	F 60000 SYP
Sheikh Dames	B 6800 SYP	1800 SYP	C 65 SYP	D 240 SYP	F 60000 SYP

- Most common electricity source
- Main network
 - Generator
 - No source
 - Solar alternative
 - No information
- Fuel Prices (SYP)*
- B** Butane (cannister)
 - C** Coal (1kg)
 - D** Diesel (1 litre)
 - F** Firewood (1 tonne)
- NFI Prices (SYP)*
- Cement (50kg)
 - Floor mat (3*4m)
 - Plastic tarpaulin (1m²)
 - Tent (5 persons)
- NA: not available for purchase

Shelter

- Independent apartment or house
 - Shared apartment or house
 - Unfinished apartment or house
 - Tent
 - Private space not for shelter
 - Cave/natural shelter
 - Collective public space not for shelter
 - No IDPs
 - No information
- Min - Max: rent paid per room (where known)

Community	Most common shelter	NDPs	IDPs
Maar Hattat	Independent apartment or house	3000 - 3500 SYP	
Tah	Independent apartment or house	2500 - 3000 SYP	
Sahyan	Unfinished apartment or house	No info	
Sheikh Dames	Unfinished apartment or house	No info	

Livelihoods

- Most common sources of income
- Most common strategies used to cope with lack of income / resources

Community	Most common sources of income	Most common strategies used to cope with lack of income / resources
Maar Hattat	Farm owning Business/trade Savings	Children sent to work/beg Borrowing from family/friends
Sahyan	Farm owning Business/trade Savings	Children sent to work/beg Borrowing from family/friends
Sheikh Dames	Farm owning Business/trade	Children sent to work/beg Borrowing from family/friends
Tah	Daily employment Farm owning Business/trade	Children sent to work/beg Borrowing from family/friends

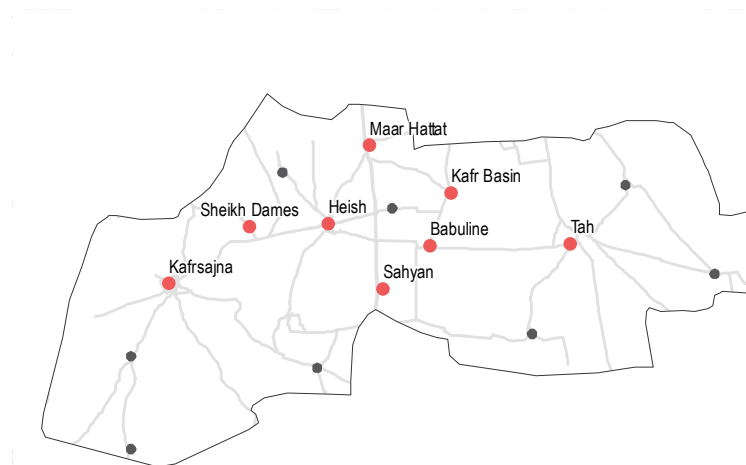
- Maar Hattat**
No lack of fuel
- Sahyan**
No lack of fuel
- Sheikh Dames**
No lack of fuel
- Tah**
No lack of fuel

WASH

- Most common water source**
- Water is safe to drink
 - Water tastes/smells bad
 - People sick after drinking
 - No information
- Sufficiency of available water to meet household needs**
- Sufficient
 - Insufficient
 - No information
- Most common method of garbage disposal**
- Public free collection
 - Buried / burned
 - Network

- Maar Hattat**
- Water trucking
 - Public free collection
- Sahyan**
- Water trucking
 - Buried / burned
- Sheikh Dames**
- Water trucking
 - Buried / burned
- Tah**
- Network
 - Public free collection

• 8/16 communities assessed (4 communities are shown on the previous factsheet): Maar Hattat, Sahyan, Sheikh Dames, Tah



Education

- Status of primary schools in village**
- Functioning
 - Not functioning
 - Not available
 - No information
- Barriers to accessing education services**
- Most children accessed education
- Maar Hattat**
- Most children accessed education
- Sahyan**
- Most children accessed education

- Sheikh Dames**
- Most children accessed education
- Tah**
- Most children accessed education

Health

	Most common health problems	Most common barriers to accessing healthcare
Maar Hattat	Skin diseases Chronic diseases Severe diseases affecting those aged less than 5	No facilities in the area
Sahyan	Skin diseases Pregnancy related diseases Severe diseases affecting those aged less than 5	No facilities in the area
Sheikh Dames	Skin diseases Pregnancy related diseases Severe diseases affecting those aged less than 5	No facilities in the area
Tah	Skin diseases Pregnancy related diseases Severe diseases affecting those aged less than 5	No difficulties reported

Food Security

- Maar Hattat**
- Bread: 125 SYP
 - Rice: 425 SYP
 - Lentils: 400 SYP
 - Sugar: 300 SYP
 - Cooking oil: 550 SYP
- Shops**
- No difficulties reported
 - Private bakeries unavailable
- Sahyan**
- Bread: 125 SYP
 - Rice: 425 SYP
 - Lentils: 400 SYP
 - Sugar: 300 SYP
 - Cooking oil: 550 SYP
- Shops**
- No difficulties reported
 - Private bakeries unavailable
- Sheikh Dames**
- Bread: 125 SYP
 - Rice: 425 SYP
 - Lentils: 400 SYP
 - Sugar: 300 SYP
 - Cooking oil: 550 SYP
- Shops**
- No difficulties reported
 - Private bakeries unavailable
- Tah**
- Bread: 150 SYP
 - Rice: 400 SYP
 - Lentils: 400 SYP
 - Sugar: 300 SYP
 - Cooking oil: 550 SYP
- Private bakeries**
- No difficulties reported
 - 1 to 10

- Main challenges to obtaining food**
- No challenges
 - Some foods unavailable
 - Local production decreased
 - Lack of access to markets
 - Some foods expensive
 - Lack of resources to buy food
 - Lack of access to fuel
 - Cooking fuel unavailable
 - No information
- Bread (public): 1 pack**
- Rice: 1kg**
- Lentils: 1kg**
- Sugar: 1kg**
- Cooking oil: 1 litre**
- Access to bread**
- Most common source of bread
 - Most common barriers to accessing bread
 - Number of days, per month, where bread from private bakeries was unavailable

Idleb 1/3, Idleb Governorate

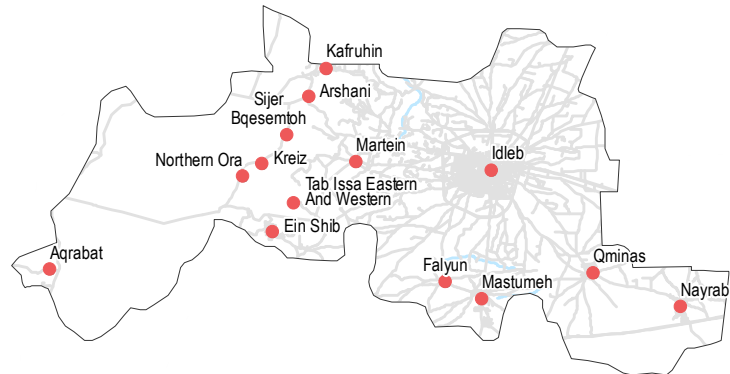
December 2017

Displacement

- % of pre-conflict population remaining
- % of population that are female
- % of female-headed households
- IDPs living in village
- New IDP arrivals
- Returnees

Sub-district	% of pre-conflict population remaining	% of population that are female	% of female-headed households	IDPs living in village	New IDP arrivals	Returnees
Aqrabat	51-75%	26-50%	1-25%	Yes	No	No
Arshani	51-75%	26-50%	1-25%	Yes	No	Yes
Ein Shib	51-75%	26-50%	1-25%	Yes	No	No
Falyun	51-75%	26-50%	1-25%	Yes	No	No
Idleb	51-75%	26-50%	1-25%	Yes	Yes	No

• 14/19 communities assessed (9 communities are shown on the next two factsheets): Aqrabat, Arshani, Ein Shib, Falyun, Idleb



NFIs

Sub-district	B	C	D	F
Aqrabat	6900 SYP	375 SYP	250 SYP	62500 SYP
Falyun	6800 SYP	375 SYP	250 SYP	65000 SYP
Arshani	6800 SYP	375 SYP	250 SYP	65000 SYP
Idleb	6700 SYP	375 SYP	250 SYP	65000 SYP
Ein Shib	6800 SYP	375 SYP	250 SYP	65000 SYP

- Most common electricity source
- Main network
 - Generator
 - No source
 - Solar alternative
 - No information
- Fuel Prices (SYP)*
- B** Butane (cannister)
 - C** Coal (1kg)
 - D** Diesel (1 litre)
 - F** Firewood (1 tonne)
- NFI Prices (SYP)*
- Cement (50kg)
 - Floor mat (3*4m)
 - Plastic tarpaulin (1m²)
 - Tent (5 persons)
- NA: not available for purchase

Shelter

- Most common shelter
- Independent apartment or house
 - Shared apartment or house
 - Unfinished apartment or house
 - Tent
 - Private space not for shelter
 - Cave/natural shelter
 - Collective public space not for shelter
 - No IDPs
 - No information
- Min - Max: rent paid per room (where known)

Sub-district	Most common shelter	Min - Max: rent paid per room (where known)
Aqrabat	Independent apartment or house	3000 - 3500 SYP
Arshani	Independent apartment or house	5000 - 6000 SYP
Ein Shib	No IDPs	5500 - 6500 SYP
Falyun	No info	
Idleb	Independent apartment or house	9000 - 12000 SYP

Livelihoods

Sub-district	Most common sources of income	Most common strategies used to cope with lack of income / resources
Aqrabat	Daily employment Farm owning Business/trade	Children sent to work/beg
Arshani	Daily employment Farm owning Business/trade	No info
Ein Shib	Daily employment Farm owning Business/trade	Children sent to work/beg
Falyun	Daily employment Farm owning Business/trade	Children sent to work/beg
Idleb	Daily employment Farm owning Business/trade	Children sent to work/beg

Aqrabat
No lack of fuel

Arshani
No lack of fuel

Falyun
No lack of fuel

Ein Shib
No lack of fuel

Idleb
No lack of fuel

Most common strategies used to cope with a lack of fuel

Idleb 1/3, Idleb Governorate

December 2017

WASH

- Most common water source**
- Status of water source**
- Water is safe to drink
 - Water tastes/smells bad
 - People sick after drinking
 - No information
- Sufficiency of available water to meet household needs**
- Sufficient
 - Insufficient
 - No information
- Most common method of garbage disposal**

Aqrabat

- Water trucking
- Private paid collection

Arshani

- Water trucking
- Private paid collection

Ein Shib

- Closed well
- Private paid collection

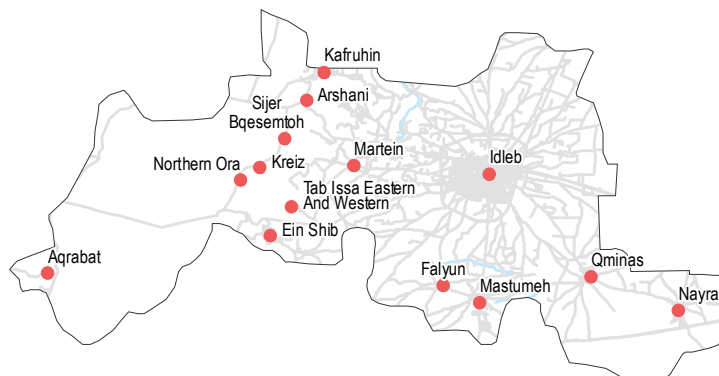
Falyun

- Water trucking
- Private paid collection

Idleb

- Network
- Private paid collection

• 14/19 communities assessed (9 communities are shown on the next two factsheets): Aqrabat, Arshani, Ein Shib, Falyun, Idleb



Education

- Status of primary schools in village**
- Functioning
 - Not functioning
 - Not available
 - No information
- Barriers to accessing education services**

Ein Shib

Most children accessed education

Falyun

Most children accessed education

Aqrabat

Most children accessed education

Idleb

Most children accessed education

Arshani

Most children accessed education

Health

Most common health problems

Most common barriers to accessing healthcare

Aqrabat

Diarrhoea
Acute respiratory infections
Fever

No facilities in the area

Arshani

Pregnancy related diseases
Acute respiratory infections
Fever

No facilities in the area

Ein Shib

Diarrhoea
Acute respiratory infections
Fever

No difficulties reported

Falyun

Pregnancy related diseases
Acute respiratory infections
Fever

No difficulties reported

Idleb

Acute respiratory infections
Fever
Severe diseases affecting those aged less than 5

No difficulties reported

Food Security

Aqrabat

Bread: 150 SYP
Rice: 400 SYP
Lentils: 250 SYP
Sugar: 350 SYP
Cooking oil: 550 SYP

Shops

No difficulties reported

Private bakeries unavailable

Arshani

Bread: 150 SYP
Rice: 400 SYP
Lentils: 250 SYP
Sugar: 350 SYP
Cooking oil: 550 SYP

Shops

No difficulties reported

Private bakeries unavailable

Ein Shib

Bread: 150 SYP
Rice: 400 SYP
Lentils: 250 SYP
Sugar: 325 SYP
Cooking oil: 525 SYP

Shops

No difficulties reported

1 to 10

Falyun

Bread: 125 SYP
Rice: 400 SYP
Lentils: 250 SYP
Sugar: 325 SYP
Cooking oil: 525 SYP

Private bakeries

No difficulties reported

0

Idleb

Bread: 125 SYP
Rice: 400 SYP
Lentils: 250 SYP
Sugar: 300 SYP
Cooking oil: 500 SYP

Public bakeries

No difficulties reported

0

Main challenges to obtaining food

- No challenges
- Some foods unavailable
- Local production decreased
- Lack of access to markets
- Some foods expensive
- Lack of resources to buy food
- Lack of access to fuel
- Cooking fuel unavailable
- No information

Bread (public): 1 pack
Rice: 1kg
Lentils: 1kg
Sugar: 1kg
Cooking oil: 1 litre

Access to bread

Most common source of bread

Most common barriers to accessing bread

Number of days, per month, where bread from private bakeries was unavailable

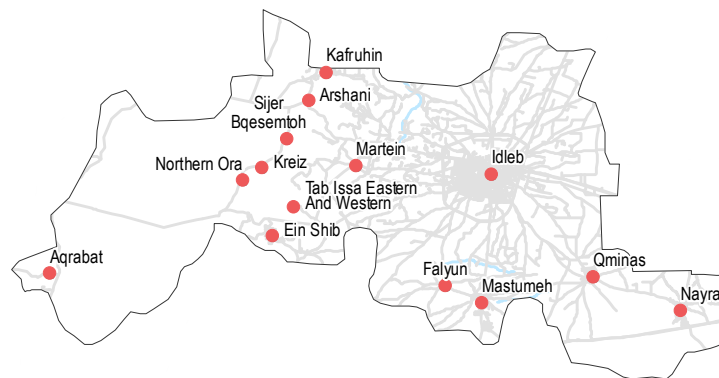
Idleb 2/3, Idleb Governorate

Displacement

- % of pre-conflict population remaining
- % of population that are female
- % of female-headed households
- IDPs living in village
- New IDP arrivals
- Returnees

Sub-district	% of pre-conflict population remaining	% of population that are female	% of female-headed households	IDPs living in village	New IDP arrivals	Returnees
Kafruhin	51-75%	26-50%	1-25%	Yes	No	No
Kreiz	51-75%	26-50%	1-25%	Yes	Yes	No
Martein	51-75%	26-50%	1-25%	Yes	No	No
Mastumeh	51-75%	26-50%	1-25%	Yes	Yes	No
Nayrab	51-75%	26-50%	1-25%	Yes	Yes	No

• 14/19 communities assessed (5 communities are shown on the previous factsheet, 4 communities are shown on the next factsheet): Kafruhin, Kreiz, Marte in, Mastumeh, Nayrab



Shelter

- Independent apartment or house
- Shared apartment or house
- Unfinished apartment or house
- Tent
- Private space not for shelter
- Cave/natural shelter
- Collective public space not for shelter
- No IDPs
- No information
- Min - Max: rent paid per room (where known)

Sub-district	Most common shelter	NDPs	IDPs
Kafruhin	Independent apartment or house	5000 - 6500 SYP	
Mastumeh	No info		
Kreiz	Independent apartment or house	5000 - 5500 SYP	
Nayrab	Independent apartment or house	6000 - 7000 SYP	
Martein	No IDPs	4500 - 5500 SYP	

Livelihoods

- Most common sources of income
- Most common strategies used to cope with lack of income / resources

Sub-district	Most common sources of income	Most common strategies used to cope with lack of income / resources
Kafruhin	Stable employment Farm owning Business/trade	Children sent to work/beg
Kreiz	Daily employment Farm owning Business/trade	Children sent to work/beg
Martein	Stable employment Farm owning Business/trade	Children sent to work/beg
Mastumeh	Daily employment Farm owning Business/trade	Children sent to work/beg
Nayrab	Daily employment Business/trade Remittances	Children sent to work/beg

NFIs

Sub-district	Lightbulb (Electricity)	Lightbulb (Electricity)
Kafruhin	B 7000 SYP C 375 SYP D 250 SYP F 65000 SYP	2200 SYP 3000 SYP 1100 SYP NA
Mastumeh	B 6900 SYP C 375 SYP D 250 SYP F 62500 SYP	NA 3000 SYP 1100 SYP NA
Kreiz	B 6800 SYP C 375 SYP D 250 SYP F NA	2300 SYP 3000 SYP 1100 SYP NA
Nayrab	B 7000 SYP C 375 SYP D 250 SYP F 62500 SYP	2300 SYP 3000 SYP 1100 SYP NA
Martein	B 6900 SYP C 375 SYP D 250 SYP F 65000 SYP	2300 SYP 3000 SYP 1100 SYP NA

- Most common electricity source
- Main network
- Generator
- No source
- Solar alternative
- No information
- Fuel Prices (SYP)*
- B** Butane (cannister)
- C** Coal (1kg)
- D** Diesel (1 litre)
- F** Firewood (1 tonne)
- NFI Prices (SYP)*
- Cement (50kg)
- Floor mat (3*4m)
- Plastic tarpaulin (1m²)
- Tent (5 persons)
- NA: not available for purchase

Kafruhin
No lack of fuel

Kreiz
No lack of fuel

Mastumeh
No lack of fuel

Martein
No lack of fuel

Nayrab
No lack of fuel

WASH

- Most common water source**
- Status of water source**
- Water is safe to drink
 - Water tastes/smells bad
 - People sick after drinking
 - No information
- Sufficiency of available water to meet household needs**
- Sufficient
 - Insufficient
 - No information
- Most common method of garbage disposal**

Kafruhin

- Closed well
- Private paid collection

Kreiz

- Water trucking
- Private paid collection

Martein

- Closed well
- Private paid collection

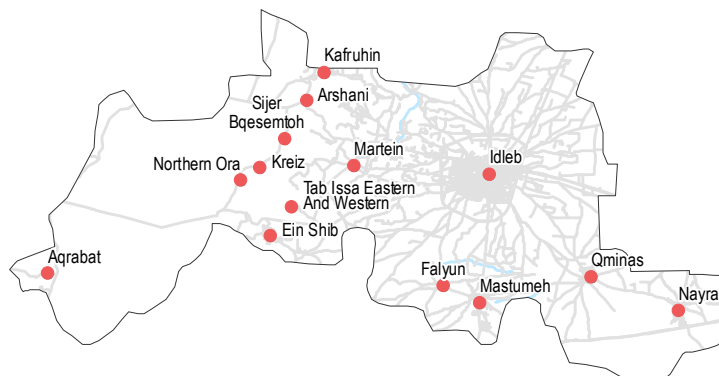
Mastumeh

- Closed well
- Private paid collection

Nayrab

- Closed well
- Private paid collection

• 14/19 communities assessed (5 communities are shown on the previous factsheet, 4 communities are shown on the next factsheet): Kafruhin, Kreiz, Marte in, Mastumeh, Nayrab



Education

- Status of primary schools in village**
- Functioning
 - Not functioning
 - Not available
 - No information
- Barriers to accessing education services**
- Kafruhin: Most children accessed education

Martein

Most children accessed education

Mastumeh

Most children accessed education

Nayrab

Most children accessed education

Kreiz

Most children accessed education

Health

Most common health problems

Most common barriers to accessing healthcare

Kafruhin

Pregnancy related diseases
Acute respiratory infections
Fever

No difficulties reported

Kreiz

Maternal health issues
Acute respiratory infections
Fever

No facilities in the area

Martein

Diarrhoea
Acute respiratory infections
Fever

No facilities in the area

Mastumeh

Acute respiratory infections
Fever
Severe diseases affecting those aged less than 5

No difficulties reported

Nayrab

Pregnancy related diseases
Maternal health issues
Fever

No difficulties reported

Food Security

Kafruhin

- Private bakeries
- No difficulties reported
- Bread: 140 SYP
- Rice: 400 SYP
- Lentils: 250 SYP
- Sugar: 350 SYP
- Cooking oil: 525 SYP

Kreiz

- Shops
- No difficulties reported
- Private bakeries unavailable
- Bread: 150 SYP
- Rice: 400 SYP
- Lentils: 225 SYP
- Sugar: 350 SYP
- Cooking oil: 550 SYP

Martein

- Shops
- No difficulties reported
- Private bakeries unavailable
- Bread: 150 SYP
- Rice: 400 SYP
- Lentils: 250 SYP
- Sugar: 325 SYP
- Cooking oil: 525 SYP

Mastumeh

- Private bakeries
- No difficulties reported
- Private bakeries unavailable
- Bread: 150 SYP
- Rice: 450 SYP
- Lentils: 225 SYP
- Sugar: 325 SYP
- Cooking oil: 525 SYP

Nayrab

- Private bakeries
- No difficulties reported
- Private bakeries unavailable
- Bread: 150 SYP
- Rice: 400 SYP
- Lentils: 250 SYP
- Sugar: 350 SYP
- Cooking oil: 550 SYP

Main challenges to obtaining food

- No challenges
- Some foods unavailable
- Local production decreased
- Lack of access to markets
- Some foods expensive
- Lack of resources to buy food
- Lack of access to fuel
- Cooking fuel unavailable
- No information

Bread (public): 1 pack
Rice: 1kg
Lentils: 1kg
Sugar: 1kg
Cooking oil: 1 litre

Access to bread

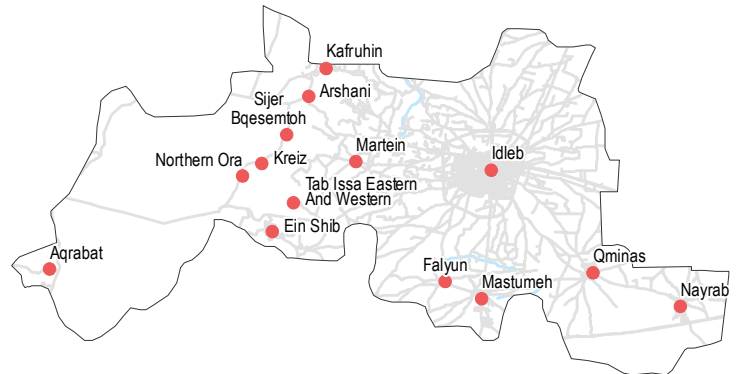
- Most common source of bread
- Most common barriers to accessing bread
- Number of days, per month, where bread from private bakeries was unavailable

Displacement

- % of pre-conflict population remaining
- % of population that are female
- % of female-headed households
- IDPs living in village
- New IDP arrivals
- Returnees

Sub-district	% of pre-conflict population remaining	% of population that are female	% of female-headed households	IDPs living in village	New IDP arrivals	Returnees
Northern Ora	51-75%	26-50%	1-25%	Yes	No	No
Qminas	51-75%	26-50%	1-25%	Yes	No	No
Sijer Bqesemtoh	51-75%	26-50%	1-25%	Yes	No	No
Tab Issa Eastern And Western	51-75%	26-50%	1-25%	Yes	No	No

• 14/19 communities assessed (10 communities are shown on the previous two factsheets): Northern Ora, Qminas, Sijer Bqesemtoh, Tab Issa Eastern And Western



NFIs

Sub-district	Electricity Source	Fuel Prices (SYP)*	NFI Prices (SYP)*
Northern Ora	B 6900 SYP, C 375 SYP, D 250 SYP, F 63500 SYP	B 6900 SYP, C 375 SYP, D 250 SYP, F NA	B 6800 SYP, C 375 SYP, D 250 SYP, F NA
Tab Issa Eastern And Western	B 6900 SYP, C 375 SYP, D 250 SYP, F NA	B 6900 SYP, C 375 SYP, D 250 SYP, F NA	B 2300 SYP, C 3000 SYP, D 1100 SYP, F NA
Qminas	B 6900 SYP, C 375 SYP, D 250 SYP, F NA	B 6900 SYP, C 375 SYP, D 250 SYP, F NA	B 6900 SYP, C 375 SYP, D 250 SYP, F 63000 SYP
Sijer Bqesemtoh	B 6900 SYP, C 375 SYP, D 250 SYP, F 63000 SYP	B 6900 SYP, C 375 SYP, D 250 SYP, F 63000 SYP	B 6900 SYP, C 375 SYP, D 250 SYP, F 63000 SYP

- Most common electricity source
- Main network
- Generator
- No source
- Solar alternative
- No information
- Fuel Prices (SYP)*
- B** Butane (cannister)
- C** Coal (1kg)
- D** Diesel (1 litre)
- F** Firewood (1 tonne)
- NFI Prices (SYP)*
- Cement (50kg)
- Floor mat (3*4m)
- Plastic tarpaulin (1m²)
- Tent (5 persons)
- NA: not available for purchase

Shelter

- Most common shelter
- Independent apartment or house
- Shared apartment or house
- Unfinished apartment or house
- Tent
- Private space not for shelter
- Cave/natural shelter
- Collective public space not for shelter
- No IDPs
- No information
- Min - Max: rent paid per room (where known)

Sub-district	Most common shelter	Min - Max: rent paid per room (where known)
Northern Ora	Green house icon	4000 - 4500 SYP
Qminas	Green house icon	No info
Sijer Bqesemtoh	Green house icon	5500 - 6500 SYP
Tab Issa Eastern And Western	Green house icon	No info

Livelihoods

Sub-district	Most common sources of income	Most common strategies used to cope with lack of income / resources
Northern Ora	Daily employment Farm owning Business/trade	Children sent to work/beg
Qminas	Stable employment Farm owning Business/trade	Children sent to work/beg
Sijer Bqesemtoh	Daily employment Farm owning Business/trade	Children sent to work/beg
Tab Issa Eastern And Western	Daily employment Farm owning Business/trade	Children sent to work/beg

- Northern Ora**
No lack of fuel
- Qminas**
No lack of fuel
- Sijer Bqesemtoh**
No lack of fuel
- Tab Issa Eastern And Western**
No lack of fuel
- Most common strategies used to cope with a lack of fuel

WASH

Most common water source

Status of water source

- Water is safe to drink
- Water tastes/smells bad
- People sick after drinking
- No information

Sufficiency of available water to meet household needs

- Sufficient
- Insufficient
- No information

Most common method of garbage disposal

Northern Ora

- Closed well
- Private paid collection

Qminas

- Water trucking
- Private paid collection

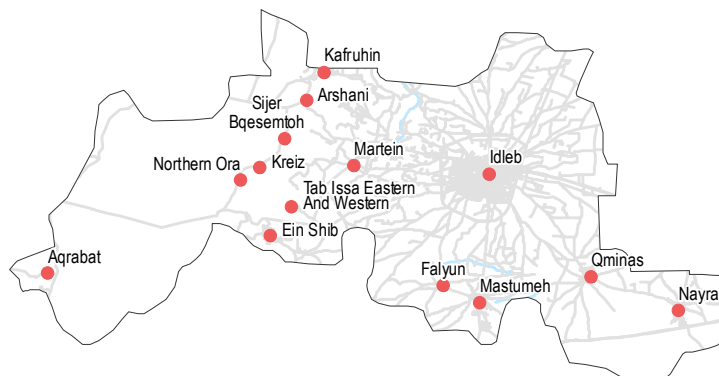
Sijer Bqesemtoh

- Network
- Private paid collection

Tab Issa Eastern And Western

- Water trucking
- Private paid collection

- 14/19 communities assessed (10 communities are shown on the previous two factsheets): Northern Ora, Qminas, Sijer Bqesemtoh, Tab Issa Eastern And Western



Education

Status of primary schools in village

- Functioning
- Not functioning
- Not available
- No information

Barriers to accessing education services

Sijer Bqesemtoh

Most children accessed education

Tab Issa Eastern And Western

Most children accessed education

Northern Ora

Most children accessed education

Qminas

Most children accessed education

Health

Most common health problems

Most common barriers to accessing healthcare

Northern Ora

Pregnancy related diseases
Acute respiratory infections
Fever

No facilities in the area

Qminas

Diarrhoea
Acute respiratory infections
Fever

No facilities in the area

Sijer Bqesemtoh

Diarrhoea
Acute respiratory infections
Fever

No facilities in the area

Tab Issa Eastern And Western

Acute respiratory infections
Fever
Severe diseases affecting those aged less than 5

No facilities in the area

Food Security

Northern Ora



Bread: 150 SYP
Rice: 400 SYP
Lentils: 250 SYP
Sugar: 325 SYP
Cooking oil: 550 SYP



No difficulties reported

Private bakeries unavailable

Qminas



Bread: 150 SYP
Rice: 400 SYP
Lentils: 250 SYP
Sugar: 350 SYP
Cooking oil: 550 SYP



No difficulties reported

Private bakeries unavailable

Sijer Bqesemtoh



Bread: 125 SYP
Rice: 450 SYP
Lentils: 250 SYP
Sugar: 350 SYP
Cooking oil: 525 SYP



No difficulties reported

Private bakeries unavailable

Tab Issa Eastern And Western



Bread: 150 SYP
Rice: 400 SYP
Lentils: 225 SYP
Sugar: 350 SYP
Cooking oil: 525 SYP



No difficulties reported

Private bakeries unavailable

Main challenges to obtaining food

- No challenges
- Some foods unavailable
- Local production decreased
- Lack of access to markets
- Some foods expensive
- Lack of resources to buy food
- Lack of access to fuel
- Cooking fuel unavailable
- No information

Bread (public): 1 pack
Rice: 1kg
Lentils: 1kg
Sugar: 1kg
Cooking oil: 1 litre

Access to bread

Most common source of bread

Most common barriers to accessing bread

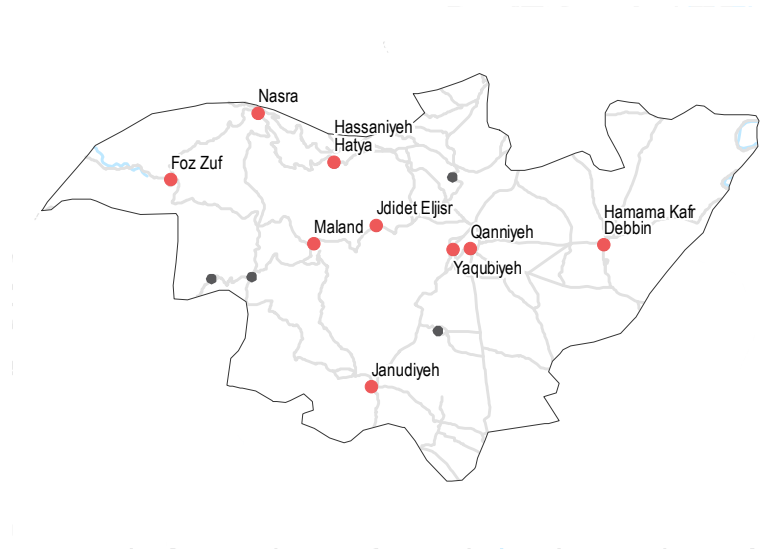
Number of days, per month, where bread from private bakeries was unavailable

Displacement

- % of pre-conflict population remaining
- % of population that are female
- % of female-headed households
- IDPs living in village
- New IDP arrivals
- Returnees

Community	% of pre-conflict population remaining	% of population that are female	% of female-headed households	IDPs living in village	New IDP arrivals	Returnees
Foz Zuf	76-100%	26-50%	1-25%	Yes	Yes	No
Hamama Kafr Debbin	76-100%	26-50%	1-25%	Yes	Yes	No
Hassaniyeh Hatya	76-100%	26-50%	1-25%	Yes	Yes	No
Janudiyeh	76-100%	26-50%	1-25%	Yes	Yes	No
Jdidet Eljisir	1-25%	26-50%	1-25%	Yes	Yes	No

• 9/13 communities assessed (4 communities are shown on the next factsheet): Foz Zuf, Hamama Kafr Debbin, Hassaniyeh Hatya, Janudiyeh, Jdidet Eljisir



Shelter

- Independent apartment or house
- Shared apartment or house
- Unfinished apartment or house
- Tent
- Private space not for shelter
- Cave/natural shelter
- Collective public space not for shelter
- No IDPs
- No information
- Min - Max: rent paid per room (where known)

Community	Most common shelter	NDPs	IDPs
Foz Zuf	Independent apartment or house	10000	12000 SYP
Janudiyeh	Independent apartment or house	10000	11000 SYP
Hamama Kafr Debbin	Independent apartment or house	10000	13000 SYP
Jdidet Eljisir	No info		
Hassaniyeh Hatya	Independent apartment or house	12000	13000 SYP

Livelihoods

Most common sources of income

Most common strategies used to cope with lack of income / resources

Community	Most common sources of income	Most common strategies used to cope with lack of income / resources
Foz Zuf	Daily employment Sale of household assets Business/trade	Borrowing from family/friends Selling household assets
Hamama Kafr Debbin	Daily employment Farm owning Business/trade	Borrowing from family/friends Selling household assets
Hassaniyeh Hatya	Daily employment Farm owning Business/trade	Borrowing from family/friends Selling household assets
Janudiyeh	Daily employment Farm owning Business/trade	Borrowing from family/friends Selling household assets
Jdidet Eljisir	Daily employment Sale of household assets Business/trade	Borrowing from family/friends Selling household assets

NFIs

Community	Electricity source	Fuel Prices (SYP)*	NFI Prices (SYP)*
Foz Zuf	B 7000 SYP C NA D 230 SYP F 50000 SYP	B 1800 SYP C NA D NA F NA	B 6800 SYP C NA D 230 SYP F 45000 SYP
Janudiyeh	B 6800 SYP C NA D 240 SYP F 45000 SYP	B 1800 SYP C NA D NA F NA	B 7000 SYP C NA D 230 SYP F 50000 SYP
Hamama Kafr Debbin	B 6800 SYP C NA D 230 SYP F 45000 SYP	B 1900 SYP C NA D NA F NA	B 6800 SYP C NA D 230 SYP F 45000 SYP
Jdidet Eljisir	B 7000 SYP C NA D 230 SYP F 50000 SYP	B 1800 SYP C NA D NA F NA	B 7000 SYP C NA D 230 SYP F 50000 SYP
Hassaniyeh Hatya	B 6800 SYP C NA D 230 SYP F 45000 SYP	B 1800 SYP C NA D NA F NA	B 6800 SYP C NA D 230 SYP F 45000 SYP

- Most common electricity source
- Main network
 - Generator
 - No source
 - Solar alternative
 - No information
- Fuel Prices (SYP)*
- B** Butane (cannister)
 - C** Coal (1kg)
 - D** Diesel (1 litre)
 - F** Firewood (1 tonne)
- NFI Prices (SYP)*
- Cement (50kg)
 - Floor mat (3*4m)
 - Plastic tarpaulin (1m²)
 - Tent (5 persons)
- NA: not available for purchase

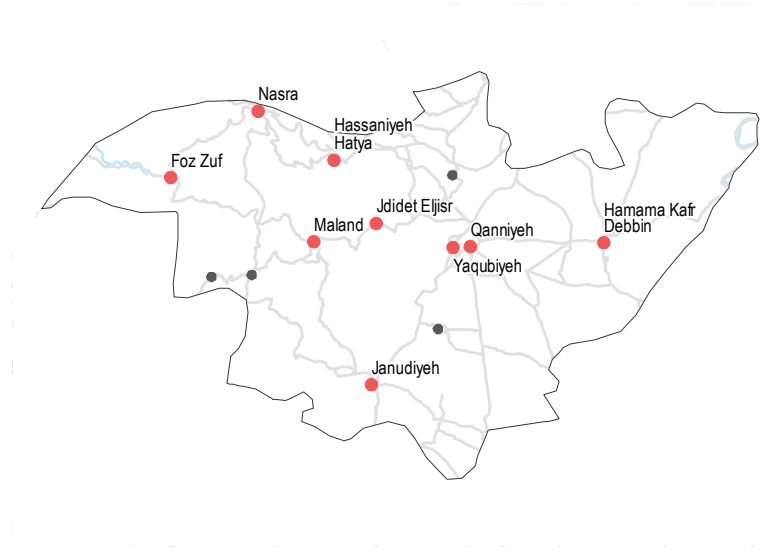
Most common strategies used to cope with a lack of fuel

WASH

- Most common water source**
- Status of water source**
- Water is safe to drink
 - Water tastes/smells bad
 - People sick after drinking
 - No information
- Sufficiency of available water to meet household needs**
- Sufficient
 - Insufficient
 - No information
- Most common method of garbage disposal**

- Foz Zuf**
- Water trucking
 - Private paid collection
- Hamama Kafr Debbin**
- Network
 - Private paid collection
- Hassaniyeh Hatya**
- Water trucking
 - Private paid collection
- Janudiyeh**
- Water trucking
 - Private paid collection
- Jdidet Eljisir**
- Network
 - Private paid collection

9/13 communities assessed (4 communities are shown on the next factsheet): Foz Zuf, Hamama Kafr Debbin, Hassaniyeh Hatya, Janudiyeh, Jdidet Eljisir



Education

- Status of primary schools in village**
- Functioning
 - Not functioning
 - Not available
 - No information
- Barriers to accessing education services**
- Foz Zuf
 - Hamama Kafr Debbin

- Hassaniyeh Hatya**
- Most children accessed education
- Janudiyeh**
- Most children accessed education
- Jdidet Eljisir**
- Most children accessed education

Health

	Most common health problems	Most common barriers to accessing healthcare
Foz Zuf	Diarrhoea Acute respiratory infections Severe diseases affecting those aged less than 5	No difficulties reported
Hamama Kafr Debbin	Diarrhoea Acute respiratory infections Severe diseases affecting those aged less than 5	No difficulties reported
Hassaniyeh Hatya	Diarrhoea Acute respiratory infections Severe diseases affecting those aged less than 5	No difficulties reported
Janudiyeh	Diarrhoea Acute respiratory infections Severe diseases affecting those aged less than 5	No difficulties reported
Jdidet Eljisir	Diarrhoea Acute respiratory infections Severe diseases affecting those aged less than 5	No difficulties reported

Food Security

- Foz Zuf**
- Bread: no info
 - Rice: 300 SYP
 - Lentils: 350 SYP
 - Sugar: 300 SYP
 - Cooking oil: 500 SYP
- Private bakeries
 - No difficulties reported
 - Private bakeries unavailable
- Hamama Kafr Debbin**
- Bread: 115 SYP
 - Rice: 250 SYP
 - Lentils: 350 SYP
 - Sugar: 300 SYP
 - Cooking oil: 500 SYP
- Government distribution
 - No difficulties reported
 - Private bakeries unavailable
- Hassaniyeh Hatya**
- Bread: 120 SYP
 - Rice: 300 SYP
 - Lentils: 300 SYP
 - Sugar: 300 SYP
 - Cooking oil: 500 SYP
- Government distribution
 - No difficulties reported
 - Private bakeries unavailable
- Janudiyeh**
- Bread: 115 SYP
 - Rice: 250 SYP
 - Lentils: 250 SYP
 - Sugar: 300 SYP
 - Cooking oil: 500 SYP
- Government distribution
 - No difficulties reported
 - Private bakeries unavailable
- Jdidet Eljisir**
- Bread: no info
 - Rice: 300 SYP
 - Lentils: 350 SYP
 - Sugar: 300 SYP
 - Cooking oil: 500 SYP
- Private bakeries
 - No difficulties reported
 - Private bakeries unavailable

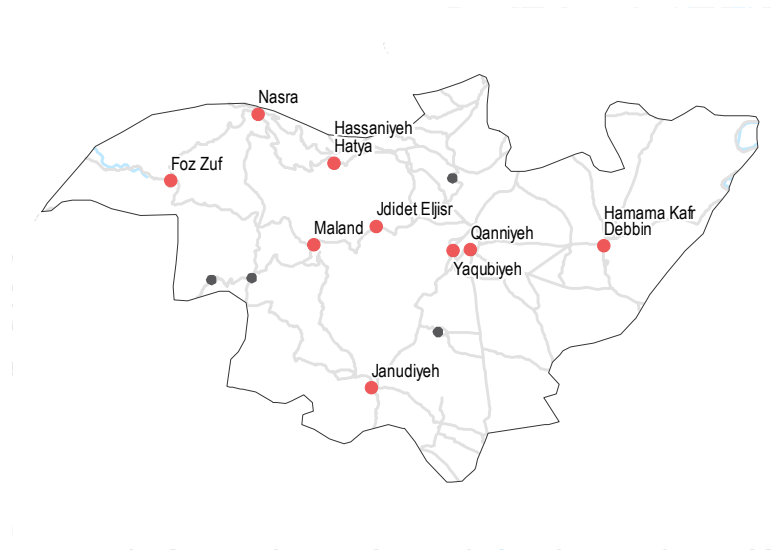
- Main challenges to obtaining food**
- No challenges
 - Some foods unavailable
 - Local production decreased
 - Lack of access to markets
 - Some foods expensive
 - Lack of resources to buy food
 - Lack of access to fuel
 - Cooking fuel unavailable
 - No information
- Bread (public): 1 pack**
- Rice: 1kg**
- Lentils: 1kg**
- Sugar: 1kg**
- Cooking oil: 1 litre**
- Access to bread**
- Most common source of bread
 - Most common barriers to accessing bread
 - Number of days, per month, where bread from private bakeries was unavailable

Displacement

- % of pre-conflict population remaining
- % of population that are female
- % of female-headed households
- IDPs living in village
- New IDP arrivals
- Returnees

Community	% of pre-conflict population remaining	% of population that are female	% of female-headed households	IDPs living in village	New IDP arrivals	Returnees
Maland	76-100%	26-50%	1-25%	Yes	Yes	No
Nasra	None	26-50%	1-25%	Yes	No	No
Qanniyeh	1-25%	26-50%	1-25%	Yes	No	No
Yaqubiyeh	1-25%	26-50%	1-25%	Yes	No	No

• 9/13 communities assessed (5 communities are shown on the previous factsheet): Maland, Nasra, Qanniyeh, Yaqubiyeh



Shelter

- Independent apartment or house
- Shared apartment or house
- Unfinished apartment or house
- Tent
- Private space not for shelter
- Cave/natural shelter
- Collective public space not for shelter
- No IDPs
- No information
- Min - Max: rent paid per room (where known)

Community	Most common shelter	NDPs	IDPs
Maland	Independent apartment or house	10000 - 12000 SYP	10000 - 12000 SYP
Nasra	Unfinished apartment or house	No info	Independent apartment or house
Qanniyeh	Unfinished apartment or house	No info	Independent apartment or house
Yaqubiyeh	No info	No info	Independent apartment or house

Livelihoods

- Most common sources of income
- Most common strategies used to cope with lack of income / resources

Community	Most common sources of income	Most common strategies used to cope with lack of income / resources
Maland	Daily employment Farm owning Business/trade	Borrowing from family/friends Selling household assets
Nasra	Daily employment Sale of household assets Business/trade	Borrowing from family/friends Selling household assets
Qanniyeh	Daily employment Sale of household assets Business/trade	Borrowing from family/friends Selling household assets
Yaqubiyeh	Daily employment Business/trade	Borrowing from family/friends Selling household assets

NFIs

Community	Lightbulb (Electricity)	Lightbulb (Electricity)	Lightbulb (Electricity)	Lightbulb (Electricity)
Maland	B 6800 SYP	C NA	D 230 SYP	F 45000 SYP
Yaqubiyeh	B 6800 SYP	C NA	D 240 SYP	F 50000 SYP
Nasra	B 6800 SYP	C NA	D 230 SYP	F 45000 SYP
Qanniyeh	B 7000 SYP	C NA	D 230 SYP	F 50000 SYP

- Most common electricity source
- Main network
- Generator
- No source
- Solar alternative
- No information
- Fuel Prices (SYP)*
- B** Butane (cannister)
- C** Coal (1kg)
- D** Diesel (1 litre)
- F** Firewood (1 tonne)
- NFI Prices (SYP)*
- Cement (50kg)
- Floor mat (3*4m)
- Plastic tarpaulin (1m²)
- Tent (5 persons)
- NA: not available for purchase

Community	Most common strategies used to cope with a lack of fuel
Maland	Burning furniture in use Burning clothes Burning plastic
Nasra	Burning furniture in use Burning clothes Burning plastic
Qanniyeh	Burning furniture in use Burning clothes Burning plastic
Yaqubiyeh	Burning furniture in use Burning clothes Burning plastic

WASH

- Most common water source**
- Status of water source**
- Water is safe to drink
 - Water tastes/smells bad
 - People sick after drinking
 - No information
- Sufficiency of available water to meet household needs**
- Sufficient
 - Insufficient
 - No information
- Most common method of garbage disposal**

Maland

- Water trucking
- Private paid collection

Nasra

- Closed well
- Private paid collection

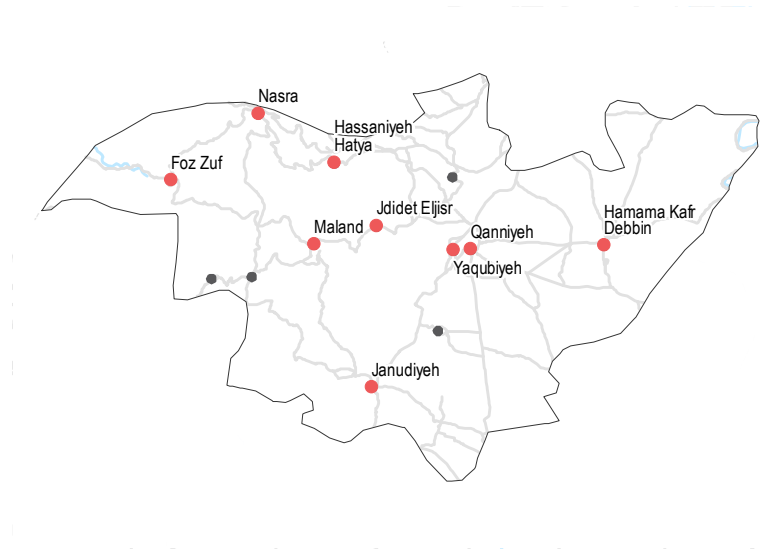
Qanniyeh

- Water trucking
- Private paid collection

Yaqubiyeh

- Network
- Private paid collection

• 9/13 communities assessed (5 communities are shown on the previous factsheet): Maland, Nasra, Qanniyeh, Yaqubiyeh



Education

- Status of primary schools in village**
- Functioning
 - Not functioning
 - Not available
 - No information
- Barriers to accessing education services**

Qanniyeh

Most children accessed education

Yaqubiyeh

Most children accessed education

Maland

Most children accessed education

Nasra

Most children accessed education

Health

Most common health problems

Most common barriers to accessing healthcare

Maland

Diarrhoea
 Acute respiratory infections
 Severe diseases affecting those aged less than 5

No difficulties reported

Nasra

Diarrhoea
 Acute respiratory infections
 Severe diseases affecting those aged less than 5

No difficulties reported

Qanniyeh

Diarrhoea
 Injuries
 Acute respiratory infections

No difficulties reported

Yaqubiyeh

Diarrhoea
 Acute respiratory infections
 Severe diseases affecting those aged less than 5

No difficulties reported

Food Security

Maland

Bread: 125 SYP
 Rice: 300 SYP
 Lentils: 350 SYP
 Sugar: 300 SYP
 Cooking oil: 500 SYP

- Government distribution
- No difficulties reported
- Private bakeries unavailable

Nasra

Bread: 140 SYP
 Rice: 300 SYP
 Lentils: 350 SYP
 Sugar: 300 SYP
 Cooking oil: 500 SYP

- Government distribution
- No difficulties reported
- Private bakeries unavailable

Qanniyeh

Bread: 120 SYP
 Rice: 300 SYP
 Lentils: 350 SYP
 Sugar: 300 SYP
 Cooking oil: 500 SYP

- Government distribution
- No difficulties reported
- Private bakeries unavailable

Yaqubiyeh

Bread: 125 SYP
 Rice: 250 SYP
 Lentils: 250 SYP
 Sugar: 300 SYP
 Cooking oil: 500 SYP

- Government distribution
- No difficulties reported
- Private bakeries unavailable

Main challenges to obtaining food

- No challenges
- Some foods unavailable
- Local production decreased
- Lack of access to markets
- Some foods expensive
- Lack of resources to buy food
- Lack of access to fuel
- Cooking fuel unavailable
- No information

Bread (public): 1 pack
 Rice: 1kg
 Lentils: 1kg
 Sugar: 1kg
 Cooking oil: 1 litre

Access to bread

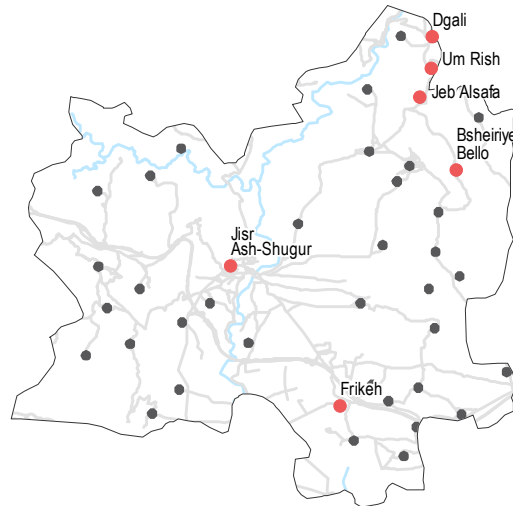
- Most common source of bread

- Most common barriers to accessing bread
- Number of days, per month, where bread from private bakeries was unavailable

Displacement

% of pre-conflict population remaining	76-100%	26-50%	1-25%
% of population that are female	Yes	Yes	No
% of female-headed households	Dgali		
IDPs living in village	76-100%	26-50%	1-25%
New IDP arrivals	Yes	No	No
Returnees	Frikeh		
	26-50%	26-50%	1-25%
	Yes	Yes	No

• 6/40 communities assessed (3 communities are shown on the next factsheet): Bsheiriyeh Bello, Dgali, Frikeh



NFIs

Bsheiriyeh Bello

B 6800 SYP	NA
C NA	5000 SYP
D 230 SYP	NA
F 45000 SYP	NA

Dgali

B 6800 SYP	NA
C NA	5000 SYP
D 240 SYP	NA
F 45000 SYP	NA

Frikeh

B 6800 SYP	1800 SYP
C NA	5000 SYP
D 230 SYP	NA
F 45000 SYP	NA

Most common electricity source

- Main network
- Generator
- No source
- Solar alternative
- No information

Fuel Prices (SYP)*

- B** Butane (cannister)
- C** Coal (1kg)
- D** Diesel (1 litre)
- F** Firewood (1 tonne)

NFI Prices (SYP)*

- Cement (50kg)
- Floor mat (3*4m)
- Plastic tarpaulin (1m²)
- Tent (5 persons)

NA: not available for purchase

Most common strategies used to cope with a lack of fuel

Shelter

Most common shelter	Bsheiriyeh Bello
Independent apartment or house	NDPs IDPs
Shared apartment or house	3000 - 4000 SYP
Unfinished apartment or house	
Tent	Dgali
Private space not for shelter	NDPs IDPs
Cave/natural shelter	No info
Collective public space not for shelter	Frikeh
No IDPs	NDPs IDPs
No information	No info
Min - Max: rent paid per room (where known)	

Livelihoods

	Most common sources of income	Most common strategies used to cope with lack of income / resources
Bsheiriyeh Bello	Daily employment Farm owning Business/trade	Borrowing from family/friends Selling household assets
Dgali	Daily employment Farm owning Business/trade	Borrowing from family/friends Selling household assets
Frikeh	Daily employment Farm owning Business/trade	Borrowing from family/friends Selling household assets

Bsheiriyeh Bello

- Burning furniture in use
- Burning clothes
- Burning plastic

Dgali

- Burning furniture in use
- Burning clothes
- Burning plastic

Frikeh

- Burning furniture in use
- Burning clothes
- Burning plastic

WASH

- Most common water source**
- Status of water source**
- Water is safe to drink
 - Water tastes/smells bad
 - People sick after drinking
 - No information
- Sufficiency of available water to meet household needs**
- Sufficient
 - Insufficient
 - No information
- Most common method of garbage disposal**

Bsheiriyeh Bello

- Water trucking
- Private paid collection

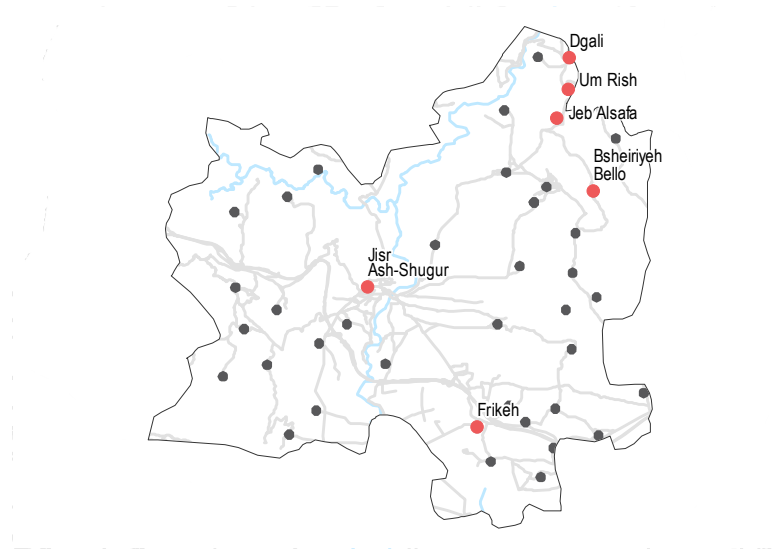
Dgali

- Network
- Left in street / public area

Frikeh

- Water trucking
- Private paid collection

• 6/40 communities assessed (3 communities are shown on the next factsheet): Bsheiriyeh Bello, Dgali, Frikeh



Education

- Status of primary schools in village**
- Functioning
 - Not functioning
 - Not available
 - No information
- Barriers to accessing education services**
- Bsheiriyeh Bello**
 Most children accessed education

Frikeh

Most children accessed education

Dgali

Most children accessed education

Health

Most common health problems

Most common barriers to accessing healthcare

Bsheiriyeh Bello

Diarrhoea
 Acute respiratory infections
 Severe diseases affecting those aged less than 5

No difficulties reported

Dgali

Diarrhoea
 Acute respiratory infections

No difficulties reported

Frikeh

Diarrhoea
 Acute respiratory infections
 Severe diseases affecting those aged less than 5

No difficulties reported

Food Security

Bsheiriyeh Bello

- Government distribution
 - No difficulties reported
 - Private bakeries unavailable
- Bread: 115 SYP
 Rice: 300 SYP
 Lentils: 350 SYP
 Sugar: 300 SYP
 Cooking oil: 500 SYP

Dgali

- Government distribution
 - No difficulties reported
 - Private bakeries unavailable
- Bread: 120 SYP
 Rice: 250 SYP
 Lentils: 250 SYP
 Sugar: 300 SYP
 Cooking oil: 500 SYP

Frikeh

- Private bakeries
 - No difficulties reported
 - Private bakeries unavailable
- Bread: 120 SYP
 Rice: 300 SYP
 Lentils: 300 SYP
 Sugar: 300 SYP
 Cooking oil: 500 SYP

Main challenges to obtaining food

- No challenges
- Some foods unavailable
- Local production decreased
- Lack of access to markets
- Some foods expensive
- Lack of resources to buy food
- Lack of access to fuel
- Cooking fuel unavailable
- No information

Bread (public): 1 pack
 Rice: 1kg
 Lentils: 1kg
 Sugar: 1kg
 Cooking oil: 1 litre

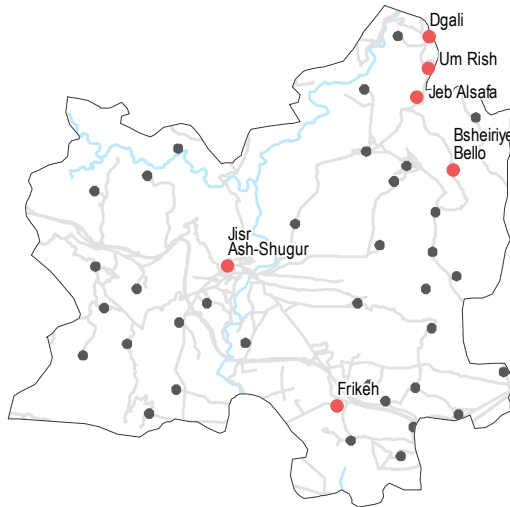
Access to bread

- Most common source of bread
- Most common barriers to accessing bread
- Number of days, per month, where bread from private bakeries was unavailable

Displacement

<ul style="list-style-type: none"> Group of people: % of pre-conflict population remaining Female icon: % of population that are female Family icon: % of female-headed households Yellow arrow: IDPs living in village Red arrow: New IDP arrivals Black arrow: Returnees 	Jeb Alsafa	76-100%	26-50%	1-25%
	Yes	No	No	
	Jisr Ash-Shugur	76-100%	26-50%	1-25%
	Yes	Yes	No	
	Um Rish	76-100%	26-50%	1-25%
	Yes	Yes	No	

• 6/40 communities assessed (3 communities are shown on the previous factsheet): Jeb Alsafa, Jisr Ash-Shugur, Um Rish



NFIs

Jeb Alsafa

B 7000 SYP	1800 SYP
C NA	5000 SYP
D 230 SYP	NA
F 45000 SYP	NA

Jisr Ash-Shugur

B 6800 SYP	1800 SYP
C NA	5000 SYP
D 230 SYP	NA
F NA	NA

Um Rish

B 6800 SYP	1800 SYP
C NA	5000 SYP
D 230 SYP	NA
F 45000 SYP	NA

Most common electricity source

- Main network
- Generator
- No source
- Solar alternative
- No information

Fuel Prices (SYP)*

- Butane (cannister)
- Coal (1kg)
- Diesel (1 litre)
- Firewood (1 tonne)

NFI Prices (SYP)*

- Cement (50kg)
- Floor mat (3*4m)
- Plastic tarpaulin (1m²)
- Tent (5 persons)

NA: not available for purchase

Most common strategies used to cope with a lack of fuel

Shelter

<ul style="list-style-type: none"> Green house: Independent apartment or house Light green house: Shared apartment or house Blue house: Unfinished apartment or house Blue tent: Tent Yellow house: Private space not for shelter Orange house: Cave/natural shelter Red house: Collective public space not for shelter Black house: No IDPs Black X: No information Text: Min - Max: rent paid per room (where known) 	Jeb Alsafa	NDPs	IDPs
	3000 - 4000 SYP		
	Jisr Ash-Shugur	NDPs	IDPs
	6000 - 7000 SYP		
	Um Rish	NDPs	IDPs
	No info		

Livelihoods

	Most common sources of income	Most common strategies used to cope with lack of income / resources
Jeb Alsafa	Daily employment Sale of household assets Farm owning	Borrowing from family/friends Selling household assets
Jisr Ash-Shugur	Daily employment Farm owning Business/trade	Borrowing from family/friends Selling household assets
Um Rish	Daily employment Farm owning Business/trade	Borrowing from family/friends Selling household assets

Jeb Alsafa

- Burning furniture in use
- Burning clothes
- Burning plastic

Jisr Ash-Shugur

- Burning furniture in use
- Burning clothes
- Burning plastic

Um Rish

- Burning furniture in use
- Burning clothes
- Burning plastic

WASH

Most common water source

Status of water source

- Water is safe to drink
- Water tastes/smells bad
- People sick after drinking
- No information

Sufficiency of available water to meet household needs

- Sufficient
- Insufficient
- No information

Most common method of garbage disposal

Jeb Alsafa

- Network
- Left in street / public area

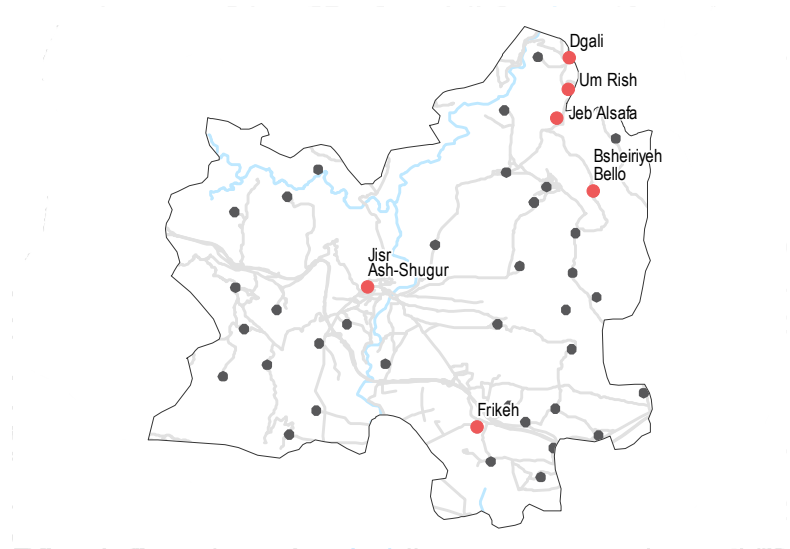
Jisr Ash-Shugur

- Water trucking
- Private paid collection

Um Rish

- Network
- Left in street / public area

• 6/40 communities assessed (3 communities are shown on the previous factsheet): Jeb Alsafa, Jisr Ash-Shugur, Um Rish



Education

Status of primary schools in village

- Functioning
- Not functioning
- Not available
- No information

Barriers to accessing education services

Jeb Alsafa
 Most children accessed education

Um Rish
 Most children accessed education

Jisr Ash-Shugur
 Most children accessed education

Health

	Most common health problems	Most common barriers to accessing healthcare
Jeb Alsafa	Diarrhoea Acute respiratory infections Severe diseases affecting those aged less than 5	No difficulties reported
Jisr Ash-Shugur	Diarrhoea Acute respiratory infections Severe diseases affecting those aged less than 5	No difficulties reported
Um Rish	Diarrhoea Acute respiratory infections Severe diseases affecting those aged less than 5	No difficulties reported

Food Security

Jeb Alsafa

- Bread: 115 SYP
- Rice: 250 SYP
- Lentils: 350 SYP
- Sugar: 300 SYP
- Cooking oil: 500 SYP

- Government distribution
- No difficulties reported
- Private bakeries unavailable

Jisr Ash-Shugur

- Bread: 115 SYP
- Rice: 300 SYP
- Lentils: 300 SYP
- Sugar: 300 SYP
- Cooking oil: 500 SYP

- Private bakeries
- No difficulties reported
- 0

Um Rish

- Bread: 115 SYP
- Rice: 250 SYP
- Lentils: 300 SYP
- Sugar: 300 SYP
- Cooking oil: 500 SYP

- Government distribution
- No difficulties reported
- Private bakeries unavailable

Main challenges to obtaining food

- No challenges
- Some foods unavailable
- Local production decreased
- Lack of access to markets
- Some foods expensive
- Lack of resources to buy food
- Lack of access to fuel
- Cooking fuel unavailable
- No information

Bread (public): 1 pack
Rice: 1kg
Lentils: 1kg
Sugar: 1kg
Cooking oil: 1 litre

Access to bread

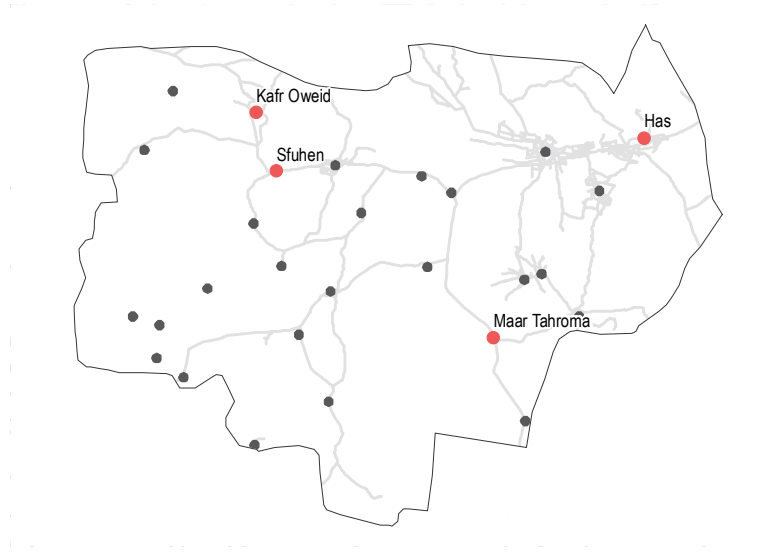
- Most common source of bread
- Most common barriers to accessing bread
- Number of days, per month, where bread from private bakeries was unavailable

Displacement

- % of pre-conflict population remaining
- % of population that are female
- % of female-headed households
- IDPs living in village
- New IDP arrivals
- Returnees

Sub-district	% of pre-conflict population remaining	% of population that are female	% of female-headed households	IDPs living in village	New IDP arrivals	Returnees
Has	76-100%	1-25%	1-25%	Yes	No	No
Kafr Oweid	76-100%	1-25%	1-25%	Yes	No	No
Maar Tahroma	76-100%	1-25%	1-25%	Yes	No	No
Sfuhen	76-100%	1-25%	1-25%	Yes	No	No

• 4/28 communities assessed : Has, Kafr Oweid, Maar Tahroma, Sfuhen



Shelter

- Independent apartment or house
- Shared apartment or house
- Unfinished apartment or house
- Tent
- Private space not for shelter
- Cave/natural shelter
- Collective public space not for shelter
- No IDPs
- No information
- Min - Max: rent paid per room (where known)

Sub-district	Most common shelter	NDPs	IDPs
Has	Independent apartment or house	2000 - 2500 SYP	
Sfuhen	Independent apartment or house	1600 - 1800 SYP	
Kafr Oweid	Independent apartment or house	1500 - 1700 SYP	
Maar Tahroma	Independent apartment or house	2000 - 2300 SYP	

Livelihoods

- Most common sources of income
- Most common strategies used to cope with lack of income / resources

Sub-district	Most common sources of income	Most common strategies used to cope with lack of income / resources
Has	Daily employment Farm owning Sale of humanitarian aid	No info
Kafr Oweid	Daily employment Farm owning Sale of humanitarian aid	Borrowing from family/friends
Maar Tahroma	Daily employment Farm owning Sale of humanitarian aid	No info
Sfuhen	Daily employment Begging Sale of humanitarian aid	Borrowing from family/friends

NFIs

Sub-district	Butane (cannister)	Coal (1kg)	Diesel (1 litre)	Firewood (1 tonne)	Cement (50kg)	Floor mat (3*4m)	Plastic tarpaulin (1m²)	Tent (5 persons)
Has	B 6500 SYP	C 75 SYP	D 215 SYP	F 60000 SYP	1900 SYP	4500 SYP	800 SYP	NA
Sfuhen	B 6500 SYP	C 75 SYP	D 225 SYP	F 61000 SYP	2000 SYP	4500 SYP	800 SYP	NA
Kafr Oweid	B 6500 SYP	C 75 SYP	D 215 SYP	F 62000 SYP	1900 SYP	4500 SYP	800 SYP	NA
Maar Tahroma	B 6500 SYP	C 75 SYP	D 215 SYP	F 60000 SYP	2000 SYP	4500 SYP	800 SYP	NA

- Most common electricity source
- Main network
- Generator
- No source
- Solar alternative
- No information
- Fuel Prices (SYP)*
- B** Butane (cannister)
- C** Coal (1kg)
- D** Diesel (1 litre)
- F** Firewood (1 tonne)
- NFI Prices (SYP)*
- Cement (50kg)
- Floor mat (3*4m)
- Plastic tarpaulin (1m²)
- Tent (5 persons)
- NA: not available for purchase

Sub-district	Most common strategies used to cope with a lack of fuel
Has	No lack of fuel
Kafr Oweid	No lack of fuel
Sfuhen	No lack of fuel
Maar Tahroma	No lack of fuel

WASH

Most common water source

Status of water source

- Water is safe to drink
- Water tastes/smells bad
- People sick after drinking
- No information

Sufficiency of available water to meet household needs

- Sufficient
- Insufficient
- No information

Most common method of garbage disposal

Has

- Water trucking
- Public free collection

Kafr Oweid

- Water trucking
- Public free collection

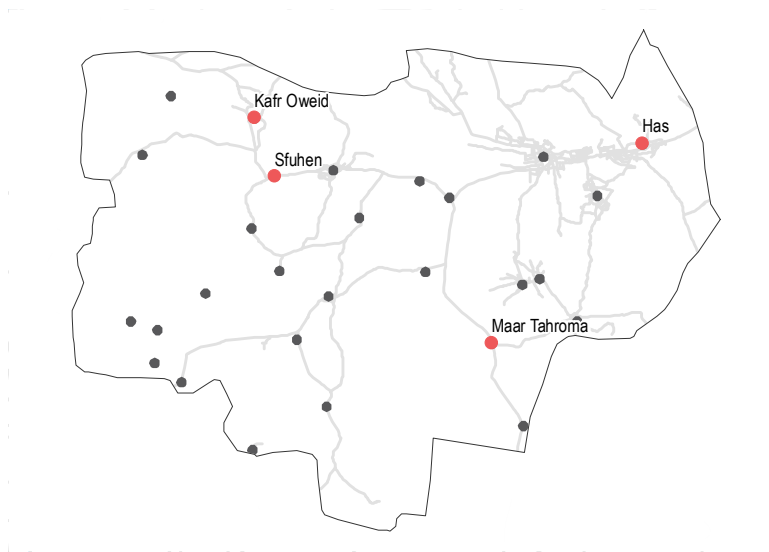
Maar Tahroma

- Water trucking
- Public free collection

Sfuhen

- Water trucking
- Public free collection

• 4/28 communities assessed : Has, Kafr Oweid, Maar Tahroma, Sfuhen



Education

Status of primary schools in village

- Functioning
- Not functioning
- Not available
- No information

Barriers to accessing education services

Has

Most children accessed education

Kafr Oweid

Most children accessed education

Maar Tahroma

Most children accessed education

Sfuhen

Most children accessed education

Health

	Most common health problems	Most common barriers to accessing healthcare
Has	Chronic diseases Severe diseases affecting those aged less than 5	No difficulties reported
Kafr Oweid	Chronic diseases Severe diseases affecting those aged less than 5	No difficulties reported
Maar Tahroma	Chronic diseases Pregnancy related diseases Severe diseases affecting those aged less than 5	No difficulties reported
Sfuhen	Chronic diseases Severe diseases affecting those aged less than 5	No difficulties reported

Food Security

Has

- Bread: 150 SYP
- Rice: 425 SYP
- Lentils: 275 SYP
- Sugar: 300 SYP
- Cooking oil: 500 SYP

Shops

No difficulties reported

0

Kafr Oweid

- Bread: 130 SYP
- Rice: 400 SYP
- Lentils: 300 SYP
- Sugar: 300 SYP
- Cooking oil: 500 SYP

Shops

No difficulties reported

0

Maar Tahroma

- Bread: 175 SYP
- Rice: 450 SYP
- Lentils: 300 SYP
- Sugar: 300 SYP
- Cooking oil: 500 SYP

Shops

No difficulties reported

0

Sfuhen

- Bread: 130 SYP
- Rice: 400 SYP
- Lentils: 300 SYP
- Sugar: 300 SYP
- Cooking oil: 500 SYP

Shops

No difficulties reported

0

Main challenges to obtaining food

- No challenges
- Some foods unavailable
- Local production decreased
- Lack of access to markets
- Some foods expensive
- Lack of resources to buy food
- Lack of access to fuel
- Cooking fuel unavailable
- No information

Bread (public): 1 pack
Rice: 1kg
Lentils: 1kg
Sugar: 1kg
Cooking oil: 1 litre

Access to bread

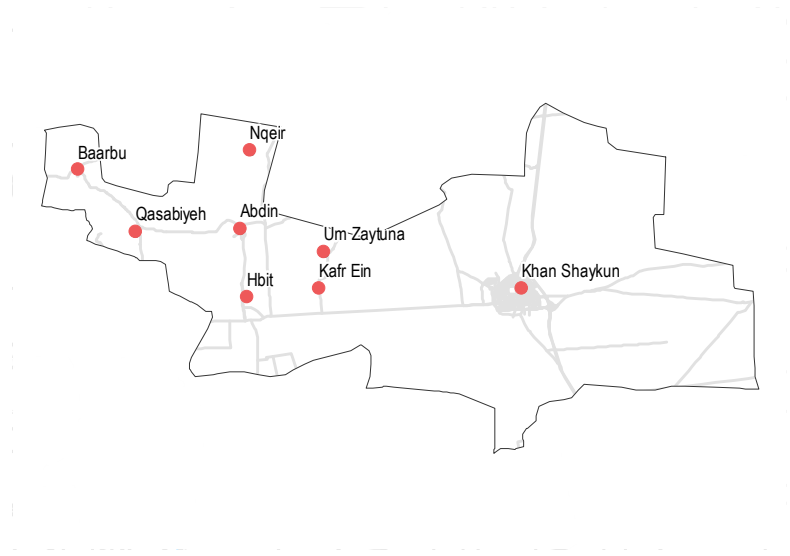
- Most common source of bread
- Most common barriers to accessing bread
- Number of days, per month, where bread from private bakeries was unavailable

Displacement

- % of pre-conflict population remaining
- % of population that are female
- % of female-headed households
- IDPs living in village
- New IDP arrivals
- Returnees

Community	% of pre-conflict population remaining	% of population that are female	% of female-headed households	IDPs living in village	New IDP arrivals	Returnees
Abdin	51-75%	51-75%	1-25%	Yes	Yes	No
Baarbu	51-75%	51-75%	1-25%	Yes	Yes	No
Hbit	51-75%	51-75%	1-25%	Yes	Yes	No
Kafr Ein	51-75%	51-75%	1-25%	Yes	Yes	No

• 8/8 communities assessed (4 communities are shown on the next factsheet): Abdin, Baarbu, Hbit, Kafr Ein



Shelter

- Independent apartment or house
- Shared apartment or house
- Unfinished apartment or house
- Tent
- Private space not for shelter
- Cave/natural shelter
- Collective public space not for shelter
- No IDPs
- No information
- Min - Max: rent paid per room (where known)

Community	Most common shelter	NDPs	IDPs
Abdin	Independent apartment or house	1000 - 1500 SYP	
Baarbu	Shared apartment or house	2500 - 3000 SYP	
Hbit	Unfinished apartment or house	2500 - 3000 SYP	
Kafr Ein	No information	No info	

Livelihoods

- Most common sources of income
- Most common strategies used to cope with lack of income / resources

Community	Most common sources of income	Most common strategies used to cope with lack of income / resources
Abdin	Farm owning Business/trade Sale of humanitarian aid	Children sent to work/beg Borrowing from family/friends
Baarbu	Farm owning Business/trade Savings	Children sent to work/beg Borrowing from family/friends
Hbit	Farm owning Business/trade Sale of humanitarian aid	Children sent to work/beg Borrowing from family/friends
Kafr Ein	Farm owning Business/trade Sale of humanitarian aid	Children sent to work/beg Borrowing from family/friends

NFIs

Community	Butane (cannister)	Coal (1kg)	Diesel (1 litre)	Firewood (1 tonne)
Abdin	B 6900 SYP	C 65 SYP	D 250 SYP	F 60000 SYP
Kafr Ein	B 7000 SYP	C 65 SYP	D 250 SYP	F 60000 SYP
Baarbu	B 6900 SYP	C 65 SYP	D 240 SYP	F 65000 SYP
Hbit	B 6800 SYP	C 65 SYP	D 245 SYP	F 60000 SYP

- Most common electricity source
 - Main network
 - Generator
 - No source
 - Solar alternative
 - No information
- Fuel Prices (SYP)*
 - B** Butane (cannister)
 - C** Coal (1kg)
 - D** Diesel (1 litre)
 - F** Firewood (1 tonne)
- NFI Prices (SYP)*
 - Cement (50kg)
 - Floor mat (3*4m)
 - Plastic tarpaulin (1m²)
 - Tent (5 persons)
- NA: not available for purchase

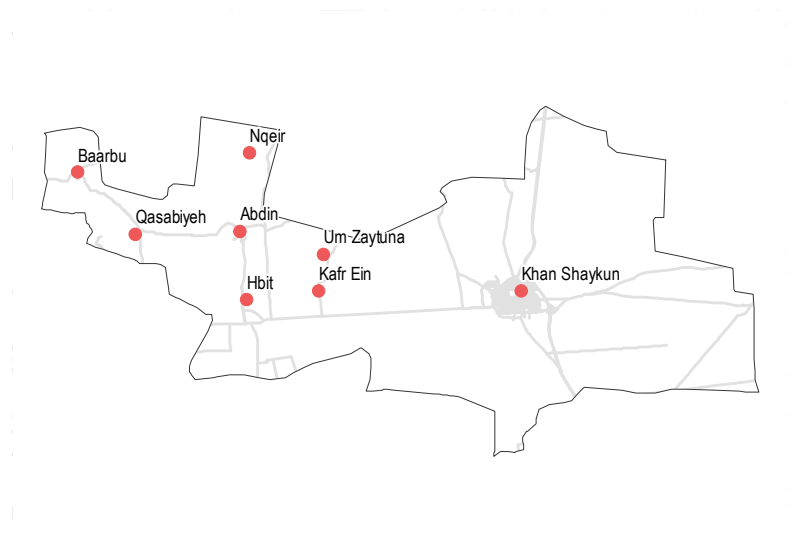
Community	Most common strategies used to cope with a lack of fuel
Abdin	No lack of fuel
Baarbu	No lack of fuel
Kafr Ein	No lack of fuel
Hbit	No lack of fuel

WASH

- Most common water source**
- Status of water source**
- Water is safe to drink
 - Water tastes/smells bad
 - People sick after drinking
 - No information
- Sufficiency of available water to meet household needs**
- Sufficient
 - Insufficient
 - No information
- Most common method of garbage disposal**

- Abdin**
- Network
 - Buried / burned
- Baarbu**
- Network
 - Buried / burned
- Hbit**
- Network
 - Public free collection
- Kafr Ein**
- Water trucking
 - Buried / burned

• 8/8 communities assessed (4 communities are shown on the next factsheet): Abdin, Baarbu, Hbit, Kafr Ein



Education

- Status of primary schools in village**
- Functioning
 - Not functioning
 - Not available
 - No information
- Barriers to accessing education services**

- Hbit**
- Most children accessed education
- Kafr Ein**
- Most children accessed education

Abdin

Most children accessed education

Baarbu

Most children accessed education

Health

- Most common health problems**
- Most common barriers to accessing healthcare**

Community	Most common health problems	Most common barriers to accessing healthcare
Abdin	Skin diseases Chronic diseases Severe diseases affecting those aged less than 5	No facilities in the area
Baarbu	Skin diseases Chronic diseases Severe diseases affecting those aged less than 5	No facilities in the area
Hbit	Skin diseases Pregnancy related diseases Severe diseases affecting those aged less than 5	No facilities in the area
Kafr Ein	Skin diseases Pregnancy related diseases Severe diseases affecting those aged less than 5	No facilities in the area

Food Security

Abdin

- Bread: 125 SYP
 - Rice: 425 SYP
 - Lentils: 400 SYP
 - Sugar: 300 SYP
 - Cooking oil: 550 SYP
- Shops
 - No difficulties reported
 - Private bakeries unavailable

Baarbu

- Bread: 125 SYP
 - Rice: 425 SYP
 - Lentils: 400 SYP
 - Sugar: 300 SYP
 - Cooking oil: 550 SYP
- Shops
 - No difficulties reported
 - Private bakeries unavailable

Hbit

- Bread: 125 SYP
 - Rice: 425 SYP
 - Lentils: 400 SYP
 - Sugar: 300 SYP
 - Cooking oil: 550 SYP
- Private bakeries
 - No difficulties reported
 - 1 to 10

Kafr Ein

- Bread: 125 SYP
 - Rice: 425 SYP
 - Lentils: 400 SYP
 - Sugar: 300 SYP
 - Cooking oil: 550 SYP
- Public bakeries
 - No difficulties reported
 - Private bakeries unavailable

Main challenges to obtaining food

- No challenges
- Some foods unavailable
- Local production decreased
- Lack of access to markets
- Some foods expensive
- Lack of resources to buy food
- Lack of access to fuel
- Cooking fuel unavailable
- No information

Bread (public): 1 pack
 Rice: 1kg
 Lentils: 1kg
 Sugar: 1kg
 Cooking oil: 1 litre

Access to bread

Most common source of bread

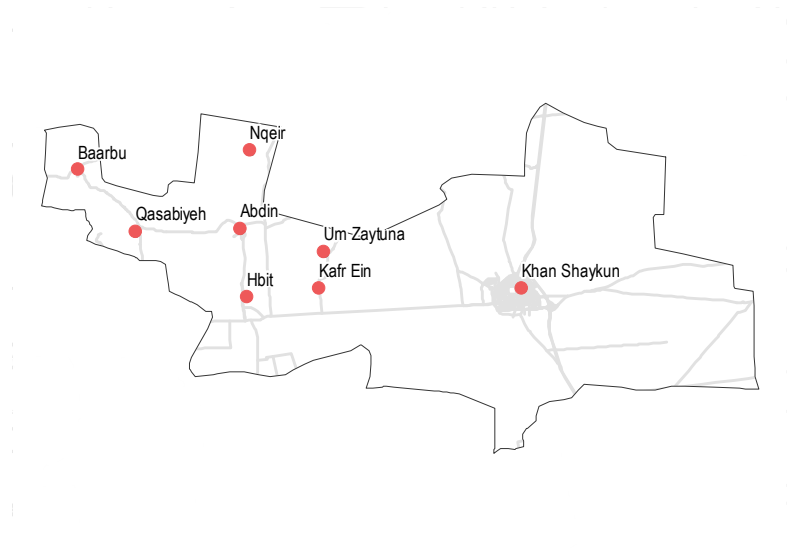
- Most common barriers to accessing bread
- Number of days, per month, where bread from private bakeries was unavailable

Displacement

- % of pre-conflict population remaining
- % of population that are female
- % of female-headed households
- IDPs living in village
- New IDP arrivals
- Returnees

Community	% of pre-conflict population remaining	% of population that are female	% of female-headed households	IDPs living in village	New IDP arrivals	Returnees
Khan Shaykun	76-100%	51-75%	1-25%	Yes	Yes	No
Nqeir	76-100%	51-75%	1-25%	Yes	Yes	No
Qasabiyeh	51-75%	51-75%	1-25%	Yes	Yes	No
Um Zaytuna	51-75%	51-75%	1-25%	Yes	Yes	No

• 8/8 communities assessed (4 communities are shown on the previous factsheet): Khan Shaykun, Nqeir, Qasabiyeh, Um Zaytuna



NFIs

Community	Butane (cannister)	Coal (1kg)	Diesel (1 litre)	Firewood (1 tonne)
Khan Shaykun	B 6800 SYP	C 65 SYP	D 240 SYP	F 60000 SYP
Um Zaytuna	B 6800 SYP	C 65 SYP	D 240 SYP	F 60000 SYP

Nqeir

B 7000 SYP	C 65 SYP	D 240 SYP	F 60000 SYP
-------------------	-----------------	------------------	--------------------

Qasabiyeh

B 7000 SYP	C 65 SYP	D 250 SYP	F 60000 SYP
-------------------	-----------------	------------------	--------------------

- Most common electricity source
- Main network
 - Generator
 - No source
 - Solar alternative
 - No information

- Fuel Prices (SYP)*
- B** Butane (cannister)
 - C** Coal (1kg)
 - D** Diesel (1 litre)
 - F** Firewood (1 tonne)

- NFI Prices (SYP)*
- Cement (50kg)
 - Floor mat (3*4m)
 - Plastic tarpaulin (1m²)
 - Tent (5 persons)
- NA: not available for purchase

Shelter

- Most common shelter
- Independent apartment or house
 - Shared apartment or house
 - Unfinished apartment or house
 - Tent
 - Private space not for shelter
 - Cave/natural shelter
 - Collective public space not for shelter
 - No IDPs
 - No information
- Min - Max: rent paid per room (where known)

Community	NDPs	IDPs	Min - Max: rent paid per room (where known)
Khan Shaykun			3500 - 4000 SYP
Um Zaytuna			No info
Nqeir			3500 - 4000 SYP
Qasabiyeh			2500 - 3000 SYP

Livelihoods

Most common sources of income

Most common strategies used to cope with lack of income / resources

Community	Most common sources of income	Most common strategies used to cope with lack of income / resources
Khan Shaykun	Farm owning Business/trade Sale of humanitarian aid	Children sent to work/beg Borrowing from family/friends
Nqeir	Farm owning Business/trade Savings	Children sent to work/beg Borrowing from family/friends
Qasabiyeh	Daily employment Farm owning Business/trade	Children sent to work/beg Borrowing from family/friends
Um Zaytuna	Farm owning Business/trade Sale of humanitarian aid	Children sent to work/beg Borrowing from family/friends

Khan Shaykun
No lack of fuel

Nqeir
No lack of fuel

Qasabiyeh
No lack of fuel

Most common strategies used to cope with a lack of fuel

Um Zaytuna
No lack of fuel

WASH

- Most common water source**
- Water is safe to drink
 - Water tastes/smells bad
 - People sick after drinking
 - No information
- Sufficiency of available water to meet household needs**
- Sufficient
 - Insufficient
 - No information
- Most common method of garbage disposal**
- Buried / burned

Khan Shaykun

- Network
- Public free collection

Nqeir

- Network
- Public free collection

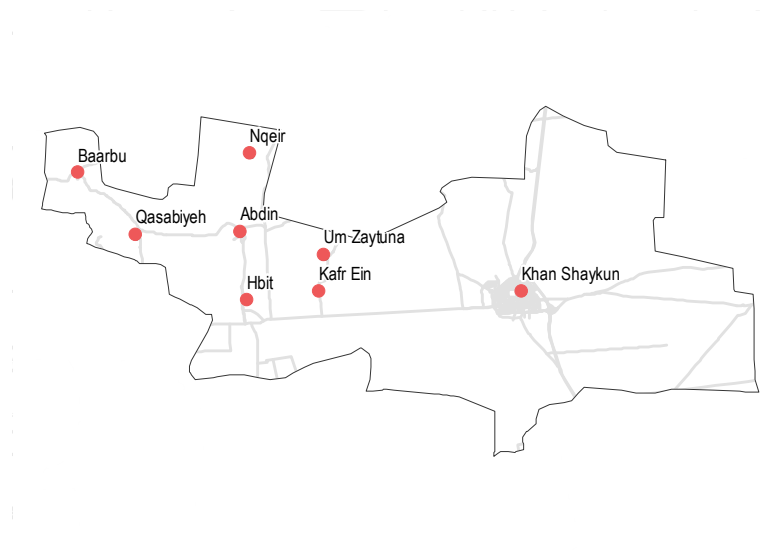
Qasabiyeh

- Network
- Buried / burned

Um Zaytuna

- Water trucking
- Buried / burned

• 8/8 communities assessed (4 communities are shown on the previous factsheet): Khan Shaykun, Nqeir, Qasabiyeh, Um Zaytuna



Education

- Status of primary schools in village**
- Functioning
 - Not functioning
 - Not available
 - No information
- Barriers to accessing education services**
- No information
- Khan Shaykun**
Most children accessed education
- Nqeir**
Most children accessed education

Qasabiyeh

Most children accessed education

Um Zaytuna

Most children accessed education

Health



Most common health problems



Most common barriers to accessing healthcare

Khan Shaykun

Skin diseases
Chronic diseases
Pregnancy related diseases

No difficulties reported

Nqeir

Skin diseases
Chronic diseases
Pregnancy related diseases

No facilities in the area

Qasabiyeh

Diarrhoea
Skin diseases
Pregnancy related diseases

No facilities in the area

Um Zaytuna

Skin diseases
Chronic diseases
Severe diseases affecting those aged less than 5

No facilities in the area

Food Security

Khan Shaykun

Bread: 125 SYP
Rice: 425 SYP
Lentils: 400 SYP
Sugar: 300 SYP
Cooking oil: 550 SYP



Public bakeries



No difficulties reported



1 to 10

Nqeir

Bread: 125 SYP
Rice: 425 SYP
Lentils: 400 SYP
Sugar: 300 SYP
Cooking oil: 450 SYP



Shops



No difficulties reported



Private bakeries unavailable

Qasabiyeh

Bread: 125 SYP
Rice: 425 SYP
Lentils: 400 SYP
Sugar: 300 SYP
Cooking oil: 550 SYP



Shops



No difficulties reported



Private bakeries unavailable

Um Zaytuna

Bread: 125 SYP
Rice: 425 SYP
Lentils: 400 SYP
Sugar: 300 SYP
Cooking oil: 425 SYP



Shops



No difficulties reported



Private bakeries unavailable

Main challenges to obtaining food

- No challenges
- Some foods unavailable
- Local production decreased
- Lack of access to markets
- Some foods expensive
- Lack of resources to buy food
- Lack of access to fuel
- Cooking fuel unavailable
- No information

Bread (public): 1 pack
Rice: 1kg
Lentils: 1kg
Sugar: 1kg
Cooking oil: 1 litre

Access to bread

Most common source of bread

Most common barriers to accessing bread

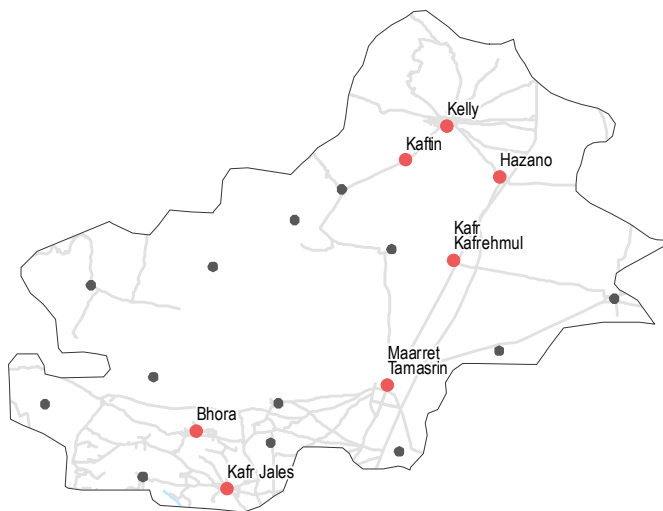
Number of days, per month, where bread from private bakeries was unavailable

Displacement

- % of pre-conflict population remaining
- % of population that are female
- % of female-headed households
- IDPs living in village
- New IDP arrivals
- Returnees

Community	% of pre-conflict population remaining	% of population that are female	% of female-headed households	IDPs living in village	New IDP arrivals	Returnees
Bhora	51-75%	26-50%	1-25%	Yes	No	No
Hazano	76-100%	51-75%	1-25%	Yes	Yes	No
Kafr Kafrehmul	51-75%	26-50%	1-25%	Yes	Yes	No
Kafr Jales	51-75%	26-50%	1-25%	Yes	Yes	No

• 7/19 communities assessed (3 communities are shown on the next factsheet): Bhora, Hazano, Kafr Kafrehmul, Kafr Jales



Shelter

- Independent apartment or house
- Shared apartment or house
- Unfinished apartment or house
- Tent
- Private space not for shelter
- Cave/natural shelter
- Collective public space not for shelter
- No IDPs
- No information
- Min - Max: rent paid per room (where known)

Community	Most common shelter	Min - Max: rent paid per room (where known)
Bhora	Independent apartment or house	6500 - 7000 SYP
Kafr Jales	Independent apartment or house	7500 - 8000 SYP
Hazano	Shared apartment or house	10000 - 12500 SYP
Kafr Kafrehmul	Shared apartment or house	7500 - 9000 SYP

Livelihoods

- Most common sources of income
- Most common strategies used to cope with lack of income / resources

Community	Most common sources of income	Most common strategies used to cope with lack of income / resources
Bhora	Daily employment Farm owning Business/trade	Children sent to work/beg
Hazano	Farm owning Business/trade	Skipping meals Reducing meal size
Kafr Kafrehmul	Daily employment Farm owning Business/trade	Children sent to work/beg
Kafr Jales	Daily employment Farm owning Business/trade	Children sent to work/beg

NFIs

Community	Butane (cannister)	Coal (1kg)	Diesel (1 litre)	Firewood (1 tonne)	Cement (50kg)	Floor mat (3*4m)	Plastic tarpaulin (1m ²)	Tent (5 persons)
Bhora	B 6800 SYP	C 375 SYP	D 275 SYP	F 65000 SYP	2300 SYP	3000 SYP	1100 SYP	NA
Kafr Jales	B 6900 SYP	C 375 SYP	D 250 SYP	F 65000 SYP	2400 SYP	3000 SYP	1100 SYP	NA
Hazano	B 6800 SYP	C 45 SYP	D 235 SYP	F 75000 SYP	2100 SYP	6000 SYP	250 SYP	25000 SYP
Kafr Kafrehmul	B 6800 SYP	C 375 SYP	D 275 SYP	F 65000 SYP	2300 SYP	3000 SYP	1100 SYP	NA

- Most common electricity source
- Main network
- Generator
- No source
- Solar alternative
- No information
- Fuel Prices (SYP)*
- B** Butane (cannister)
- C** Coal (1kg)
- D** Diesel (1 litre)
- F** Firewood (1 tonne)
- NFI Prices (SYP)*
- Cement (50kg)
- Floor mat (3*4m)
- Plastic tarpaulin (1m²)
- Tent (5 persons)
- NA: not available for purchase

Community	Most common strategies used to cope with a lack of fuel
Bhora	No lack of fuel
Hazano	No lack of fuel
Kafr Jales	No lack of fuel
Kafr Kafrehmul	No lack of fuel

WASH

- Most common water source**
- Status of water source**
- Water is safe to drink
 - Water tastes/smells bad
 - People sick after drinking
 - No information
- Sufficiency of available water to meet household needs**
- Sufficient
 - Insufficient
 - No information
- Most common method of garbage disposal**

Bhora

- Closed well
- Private paid collection

Hazano

- Water trucking
- Public free collection

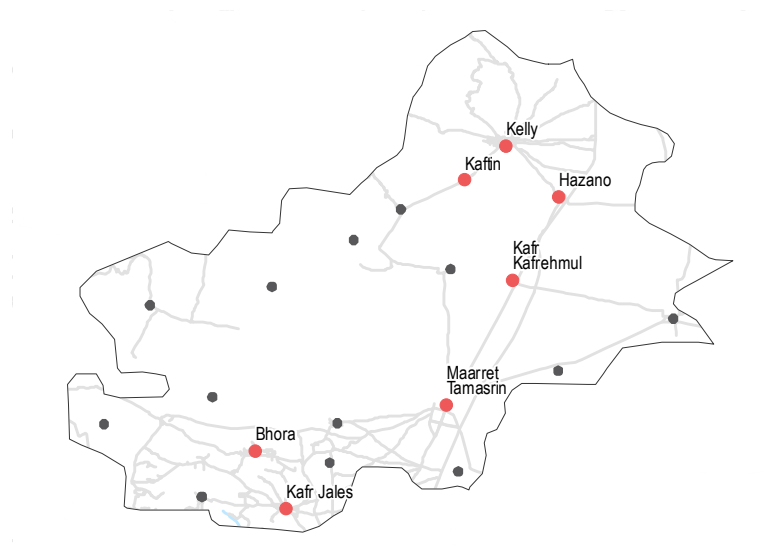
Kafr Kafrehmul

- Closed well
- Private paid collection

Kafr Jales

- Closed well
- Private paid collection

7/19 communities assessed (3 communities are shown on the next factsheet): Bhora, Hazano, Kafr Kafrehmul, Kafr Jales



Education

- Status of primary schools in village**
- Functioning
 - Not functioning
 - Not available
 - No information
- Barriers to accessing education services**

Kafr Kafrehmul

Most children accessed education

Kafr Jales

Most children accessed education

Bhora

Most children accessed education

Hazano

Most children accessed education

Health

Most common health problems

Maternal health issues
 Acute respiratory infections
 Fever

Most common barriers to accessing healthcare

No difficulties reported

Bhora

Hazano

Kafr Kafrehmul

Kafr Jales

Pregnancy related diseases
 Maternal health issues
 Severe diseases affecting those aged less than 5

Acute respiratory infections
 Fever
 Severe diseases affecting those aged less than 5

Disabilities
 Acute respiratory infections
 Fever

Food Security

Bhora

- Bread: 150 SYP
 - Rice: 450 SYP
 - Lentils: 225 SYP
 - Sugar: 350 SYP
 - Cooking oil: 525 SYP
- Shops
 - No difficulties reported
 - Private bakeries unavailable

Hazano

- Bread: no info
 - Rice: 300 SYP
 - Lentils: 300 SYP
 - Sugar: 300 SYP
 - Cooking oil: 450 SYP
- Private bakeries
 - No difficulties reported
 - 0

Kafr Kafrehmul

- Bread: 150 SYP
 - Rice: 450 SYP
 - Lentils: 200 SYP
 - Sugar: 325 SYP
 - Cooking oil: 525 SYP
- Shops
 - No difficulties reported
 - 0

Kafr Jales

- Bread: 150 SYP
 - Rice: 400 SYP
 - Lentils: 250 SYP
 - Sugar: 325 SYP
 - Cooking oil: 525 SYP
- Shops
 - No difficulties reported
 - Private bakeries unavailable

Main challenges to obtaining food

- No challenges
- Some foods unavailable
- Local production decreased
- Lack of access to markets
- Some foods expensive
- Lack of resources to buy food
- Lack of access to fuel
- Cooking fuel unavailable
- No information

Bread (public): 1 pack
 Rice: 1kg
 Lentils: 1kg
 Sugar: 1kg
 Cooking oil: 1 litre

Access to bread

- Most common source of bread
- Most common barriers to accessing bread
- Number of days, per month, where bread from private bakeries was unavailable

Maaret Tamsrin 2/2, Idleb Governorate

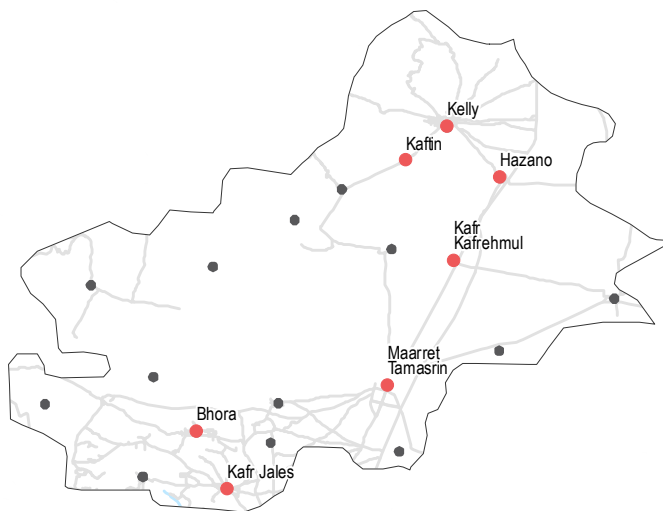
December 2017

Displacement

- % of pre-conflict population remaining
- % of population that are female
- % of female-headed households
- IDPs living in village
- New IDP arrivals
- Returnees

Kaftin		
51-75%	26-50%	1-25%
Yes	No	No
Kelly		
76-100%	51-75%	1-25%
Yes	Yes	No
Maaret Tamsrin		
51-75%	26-50%	1-25%
Yes	Yes	No

• 7/19 communities assessed (4 communities are shown on the previous factsheet): Kaftin, Kelly, Maarret Tamsrin



Shelter

- Independent apartment or house
- Shared apartment or house
- Unfinished apartment or house
- Tent
- Private space not for shelter
- Cave/natural shelter
- Collective public space not for shelter
- No IDPs
- No information
- Min - Max: rent paid per room (where known)

Kaftin	
NDPs	IDPs
5000 - 6000 SYP	
Kelly	
NDPs	IDPs
10000 - 12500 SYP	
Maaret Tamsrin	
NDPs	IDPs
8000 - 9000 SYP	

Livelihoods

- Most common sources of income
- Most common strategies used to cope with lack of income / resources

Community	Most common sources of income	Most common strategies used to cope with lack of income / resources
Kaftin	Daily employment Farm owning Business/trade	Children sent to work/beg
Kelly	Farm owning Business/trade	Skipping meals Reducing meal size
Maaret Tamsrin	Daily employment Farm owning Business/trade	No info

NFIs

Kaftin

B 6800 SYP	2300 SYP
C 375 SYP	3000 SYP
D 250 SYP	1100 SYP
F 62000 SYP	NA

Kelly

B 6800 SYP	2100 SYP
C 45 SYP	6000 SYP
D 235 SYP	250 SYP
F 75000 SYP	25000 SYP

Maaret Tamsrin

B 6800 SYP	2200 SYP
C 375 SYP	3000 SYP
D 250 SYP	1100 SYP
F 63000 SYP	NA

Kaftin

No lack of fuel

Kelly

No lack of fuel

Maaret Tamsrin

No lack of fuel

Most common electricity source

- Main network
- Generator
- No source
- Solar alternative
- No information

Fuel Prices (SYP)*

- B** Butane (cannister)
- C** Coal (1kg)
- D** Diesel (1 litre)
- F** Firewood (1 tonne)

NFI Prices (SYP)*

- Cement (50kg)
- Floor mat (3*4m)
- Plastic tarpaulin (1m²)
- Tent (5 persons)

NA: not available for purchase

Most common strategies used to cope with a lack of fuel

WASH

- Most common water source**
- Status of water source**
- Water is safe to drink
 - Water tastes/smells bad
 - People sick after drinking
 - No information
- Sufficiency of available water to meet household needs**
- Sufficient
 - Insufficient
 - No information
- Most common method of garbage disposal**

Kaftin

- Closed well
- Private paid collection

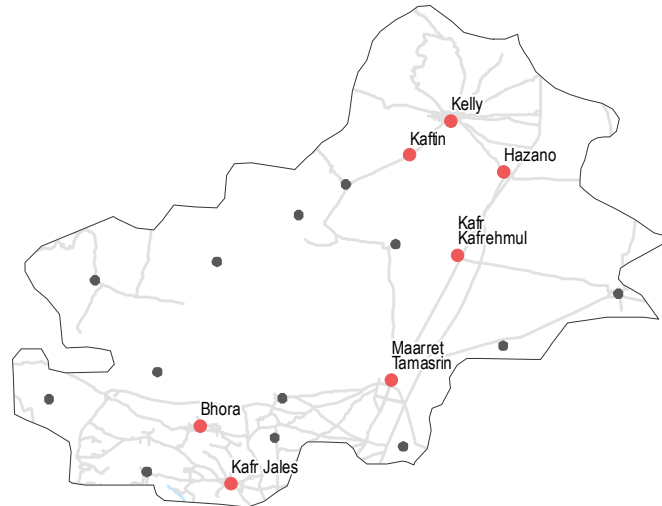
Kelly

- Water trucking
- Public free collection

Maaret Tamsrin

- Closed well
- Private paid collection

• 7/19 communities assessed (4 communities are shown on the previous factsheet): Kaftin, Kelly, Maarret Tamsrin



Education

- Status of primary schools in village**
- Functioning
 - Not functioning
 - Not available
 - No information
- Barriers to accessing education services**

Maaret Tamsrin
 Most children accessed education

Kaftin
 Most children accessed education

Kelly
 Most children accessed education

Health

Most common health problems

Most common barriers to accessing healthcare

Community	Most common health problems	Most common barriers to accessing healthcare
Kaftin	Diarrhoea Acute respiratory infections Fever	No difficulties reported
Kelly	Pregnancy related diseases Maternal health issues Severe diseases affecting those aged less than 5	No difficulties reported
Maaret Tamsrin	Acute respiratory infections Fever Severe diseases affecting those aged less than 5	No difficulties reported

Food Security

Kaftin

- Bread: 150 SYP
 - Rice: 400 SYP
 - Lentils: 250 SYP
 - Sugar: 325 SYP
 - Cooking oil: 550 SYP
- Shops
 - No difficulties reported
 - Private bakeries unavailable

Kelly

- Bread: no info
 - Rice: 300 SYP
 - Lentils: 300 SYP
 - Sugar: 300 SYP
 - Cooking oil: 450 SYP
- Private bakeries
 - No difficulties reported
 - 0

Maaret Tamsrin

- Bread: 125 SYP
 - Rice: 450 SYP
 - Lentils: 225 SYP
 - Sugar: 300 SYP
 - Cooking oil: 550 SYP
- Public bakeries
 - No difficulties reported
 - 0

Main challenges to obtaining food

- No challenges
- Some foods unavailable
- Local production decreased
- Lack of access to markets
- Some foods expensive
- Lack of resources to buy food
- Lack of access to fuel
- Cooking fuel unavailable
- No information

Bread (public): 1 pack
 Rice: 1kg
 Lentils: 1kg
 Sugar: 1kg
 Cooking oil: 1 litre

- Access to bread**
- Most common source of bread
 - Most common barriers to accessing bread
 - Number of days, per month, where bread from private bakeries was unavailable

Ma'arrat An Nu'man 2/3, Idleb Governorate

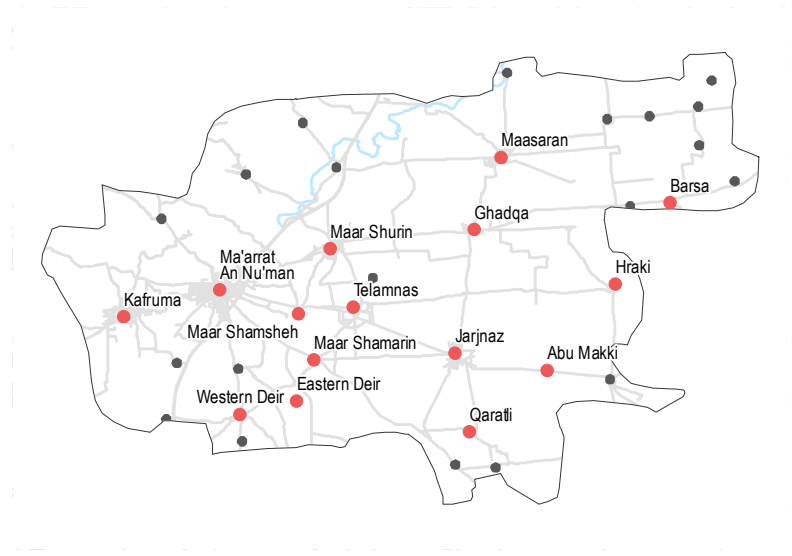
December 2017

Displacement

- % of pre-conflict population remaining
- % of population that are female
- % of female-headed households
- IDPs living in village
- New IDP arrivals
- Returnees

Sub-district	% of pre-conflict population remaining	% of population that are female	% of female-headed households	IDPs living in village	New IDP arrivals	Returnees
Abu Makki	None	No info	No info	No info	No info	No info
Barsa	76-100%	1-25%	1-25%	Yes	No	No
Eastern Deir	76-100%	1-25%	1-25%	Yes	No	No
Ghadqa	76-100%	1-25%	1-25%	Yes	No	No
Hraki	None	No info	No info	No info	No info	No info

• 15/35 communities assessed (10 communities are shown on the next two factsheets): Abu Makki, Barsa, Eastern Deir, Ghadqa, Hraki



Shelter

- Independent apartment or house
- Shared apartment or house
- Unfinished apartment or house
- Tent
- Private space not for shelter
- Cave/natural shelter
- Collective public space not for shelter
- No IDPs
- No information
- Min - Max: rent paid per room (where known)

Sub-district	NDPs	IDPs
Abu Makki	No info	No info
Barsa	Green house	Green house
Eastern Deir	Green house	Green house
Ghadqa	Green house	Green house
Hraki	No info	No info

Livelihoods

- Most common sources of income
- Most common strategies used to cope with lack of income / resources

Sub-district	Most common sources of income	Most common strategies used to cope with lack of income / resources
Abu Makki	No info	No info
Barsa	Daily employment Farm owning Sale of humanitarian aid	No info
Eastern Deir	Daily employment Farm owning Sale of humanitarian aid	No info
Ghadqa	Daily employment Farm owning Sale of humanitarian aid	No info
Hraki	No info	No info

NFIs

Sub-district	Electricity	Fuel Prices (SYP)*	NFI Prices (SYP)*
Abu Makki	No info	No info	No info
Barsa	7000 SYP	7000 SYP	80 SYP
Eastern Deir	7000 SYP	7000 SYP	80 SYP
Ghadqa	6500 SYP	6500 SYP	75 SYP
Hraki	No info	No info	No info

- Most common electricity source
- Main network
- Generator
- No source
- Solar alternative
- No information
- Fuel Prices (SYP)*
- B** Butane (cannister)
- C** Coal (1kg)
- D** Diesel (1 litre)
- F** Firewood (1 tonne)
- NFI Prices (SYP)*
- Cement (50kg)
- Floor mat (3*4m)
- Plastic tarpaulin (1m²)
- Tent (5 persons)
- NA: not available for purchase

Sub-district	Most common strategies used to cope with a lack of fuel
Abu Makki	No info
Barsa	No lack of fuel
Eastern Deir	No lack of fuel
Ghadqa	No lack of fuel
Hraki	No info

WASH

- Most common water source
- Status of water source
 - Water is safe to drink
 - Water tastes/smells bad
 - People sick after drinking
- No information
- Sufficiency of available water to meet household needs
 - Sufficient
 - Insufficient
- No information
- Most common method of garbage disposal

Abu Makki

XXX No info

No info

Barsa

Water trucking

Public free collection

Eastern Deir

Water trucking

Public free collection

Ghadqa

Water trucking

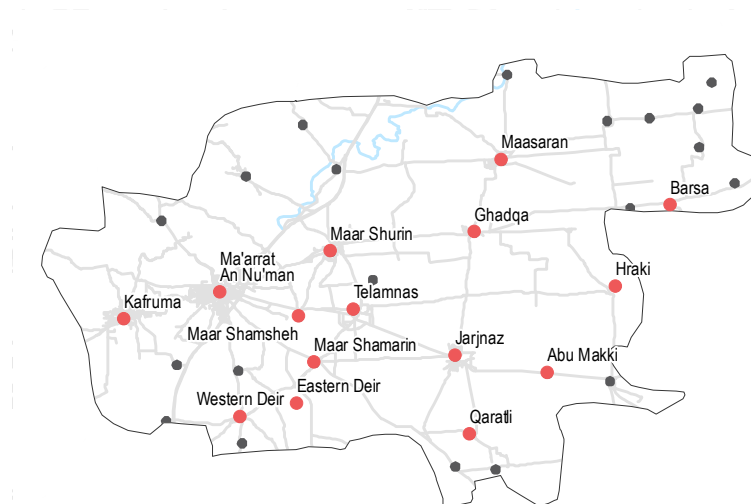
Public free collection

Hraki

XXX No info

No info

• 15/35 communities assessed (10 communities are shown on the next two factsheets): Abu Makki, Barsa, Eastern Deir, Ghadqa, Hraki



Education

- Status of primary schools in village
 - Functioning
 - Not functioning
 - Not available
- No information
- Barriers to accessing education services

Eastern Deir

Most children accessed education

Ghadqa

Most children accessed education

Abu Makki

No info

Hraki

No info

Barsa

Most children accessed education

Health

Most common health problems

No info

Most common barriers to accessing healthcare

No info

Abu Makki

Barsa

Chronic diseases
Pregnancy related diseases
Severe diseases affecting those aged less than 5

No difficulties reported

Eastern Deir

Chronic diseases
Severe diseases affecting those aged less than 5

No difficulties reported

Ghadqa

Chronic diseases
Maternal health issues
Severe diseases affecting those aged less than 5

No difficulties reported

Hraki

No info

No info

Food Security

Abu Makki

X

Bread: no info
Rice: no info
Lentils: no info
Sugar: no info
Cooking oil: no info

No info

No info

No info

Barsa

Shops

Bread: 150 SYP
Rice: 425 SYP
Lentils: 300 SYP
Sugar: 325 SYP
Cooking oil: 550 SYP

Shops

No difficulties reported

0

Eastern Deir

Shops

Bread: 150 SYP
Rice: 400 SYP
Lentils: 325 SYP
Sugar: 325 SYP
Cooking oil: 500 SYP

Shops

No difficulties reported

0

Ghadqa

Shops

Bread: 150 SYP
Rice: 400 SYP
Lentils: 300 SYP
Sugar: 310 SYP
Cooking oil: 525 SYP

Shops

No difficulties reported

0

Hraki

X

Bread: no info
Rice: no info
Lentils: no info
Sugar: no info
Cooking oil: no info

No info

No info

No info

Main challenges to obtaining food

- No challenges
- Some foods unavailable
- Local production decreased
- Lack of access to markets
- Some foods expensive
- Lack of resources to buy food
- Lack of access to fuel
- Cooking fuel unavailable
- No information

Bread (public): 1 pack
Rice: 1kg
Lentils: 1kg
Sugar: 1kg
Cooking oil: 1 litre

Access to bread

Most common source of bread

Most common barriers to accessing bread

Number of days, per month, where bread from private bakeries was unavailable

Ma'arrat An Nu'man 2/3, Idleb Governorate

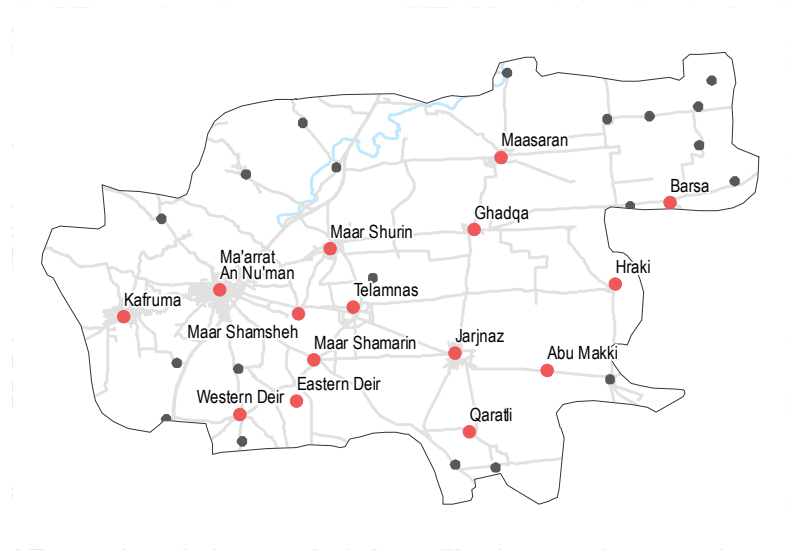
December 2017

Displacement

- % of pre-conflict population remaining
- % of population that are female
- % of female-headed households
- IDPs living in village
- New IDP arrivals
- Returnees

Community	% of pre-conflict population remaining	% of population that are female	% of female-headed households	IDPs living in village	New IDP arrivals	Returnees
Jarjnaz	76-100%	1-25%	1-25%	Yes	No	No
Kafruma	76-100%	76-100%	1-25%	Yes	No	No
Maar Shamarin	76-100%	1-25%	1-25%	Yes	No	No
Maar Shamsheh	76-100%	1-25%	1-25%	Yes	No	No
Maar Shurin	76-100%	1-25%	1-25%	Yes	No	No

• 15/35 communities assessed (5 communities are shown on the previous factsheet, 5 communities are shown on the next factsheet): Jarjnaz, Kafruma, Maar Shamarin, Maar Shamsheh, Maar Shurin



Shelter

- Independent apartment or house
- Shared apartment or house
- Unfinished apartment or house
- Tent
- Private space not for shelter
- Cave/natural shelter
- Collective public space not for shelter
- No IDPs
- No information
- Min - Max: rent paid per room (where known)

Community	Most common shelter	NDPs	IDPs	Min - Max: rent paid per room (where known)
Jarjnaz	Independent apartment or house	1500 - 2000 SYP		
Maar Shamsheh	Independent apartment or house	1500 - 1700 SYP		
Kafruma	Independent apartment or house	1500 - 2000 SYP		
Maar Shurin	Independent apartment or house	1700 - 1900 SYP		
Maar Shamarin	No IDPs			

Livelihoods

- Most common sources of income
- Most common strategies used to cope with lack of income / resources

Community	Most common sources of income	Most common strategies used to cope with lack of income / resources
Jarjnaz	Daily employment Farm owning Sale of humanitarian aid	No info
Kafruma	Daily employment Farm owning Sale of humanitarian aid	Borrowing from family/friends
Maar Shamarin	Daily employment Farm owning Sale of humanitarian aid	No info
Maar Shamsheh	Daily employment Farm owning Sale of humanitarian aid	No info
Maar Shurin	Daily employment Business/trade Sale of humanitarian aid	No info

NFIs

Community	Lightbulb (NFI)	Lightbulb (NFI)	Lightbulb (NFI)	Lightbulb (NFI)
Jarjnaz	B 6500 SYP	C 75 SYP	D 215 SYP	F 64000 SYP
Maar Shamsheh	B 6500 SYP	C 75 SYP	D 225 SYP	F 60000 SYP
Kafruma	B 6900 SYP	C 80 SYP	D 225 SYP	F 65000 SYP
Maar Shurin	B 6600 SYP	C 75 SYP	D 225 SYP	F 62000 SYP
Maar Shamarin	B 6600 SYP	C 75 SYP	D 225 SYP	F 62000 SYP

- Most common electricity source
- Main network
- Generator
- No source
- Solar alternative
- No information
- Fuel Prices (SYP)*
- B** Butane (cannister)
- C** Coal (1kg)
- D** Diesel (1 litre)
- F** Firewood (1 tonne)
- NFI Prices (SYP)*
- Cement (50kg)
- Floor mat (3*4m)
- Plastic tarpaulin (1m²)
- Tent (5 persons)
- NA: not available for purchase

Community	Most common strategies used to cope with a lack of fuel
Jarjnaz	No lack of fuel
Kafruma	No lack of fuel
Maar Shamsheh	No lack of fuel
Maar Shamarin	No lack of fuel
Maar Shurin	No lack of fuel

Ma'arrat An Nu'man 2/3, Idleb Governorate

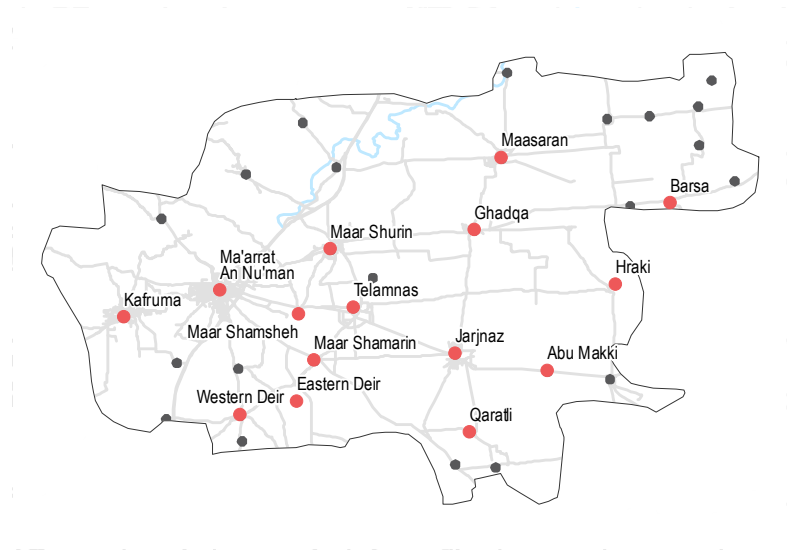
December 2017

WASH

- Most common water source
- Status of water source
 - Water is safe to drink
 - Water tastes/smells bad
 - People sick after drinking
 - No information
- Sufficiency of available water to meet household needs
 - Sufficient
 - Insufficient
 - No information
- Most common method of garbage disposal

- Jarjnaz**
 - Water trucking
 - Public free collection
- Kafruma**
 - Water trucking
 - Public free collection
- Maar Shamarin**
 - Water trucking
 - Public free collection
- Maar Shamsheh**
 - Water trucking
 - Public free collection
- Maar Shurin**
 - Water trucking
 - Public free collection

• 15/35 communities assessed (5 communities are shown on the previous factsheet, 5 communities are shown on the next factsheet): Jarjnaz, Kafruma, Maar Shamarin, Maar Shamsheh, Maar Shurin



Education

- Status of primary schools in village
 - Functioning
 - Not functioning
 - Not available
 - No information
- Barriers to accessing education services
- Jarjnaz**
 - Most children accessed education
- Kafruma**
 - Most children accessed education

- Maar Shamarin**
 - Most children accessed education
- Maar Shamsheh**
 - Most children accessed education
- Maar Shurin**
 - Most children accessed education

Health

	Most common health problems	Most common barriers to accessing healthcare
Jarjnaz	Chronic diseases Pregnancy related diseases Severe diseases affecting those aged less than 5	No difficulties reported
Kafruma	Chronic diseases Pregnancy related diseases Severe diseases affecting those aged less than 5	No difficulties reported
Maar Shamarin	Chronic diseases Pregnancy related diseases Severe diseases affecting those aged less than 5	No difficulties reported
Maar Shamsheh	Chronic diseases Pregnancy related diseases Severe diseases affecting those aged less than 5	No difficulties reported
Maar Shurin	Chronic diseases Pregnancy related diseases Severe diseases affecting those aged less than 5	No difficulties reported

Food Security

- Jarjnaz**
 - Shops
 - Bread: 150 SYP
 - Rice: 375 SYP
 - Lentils: 300 SYP
 - Sugar: 310 SYP
 - Cooking oil: 475 SYP
 - No difficulties reported
- Kafruma**
 - Shops
 - Bread: 150 SYP
 - Rice: 400 SYP
 - Lentils: 325 SYP
 - Sugar: 325 SYP
 - Cooking oil: 500 SYP
 - No difficulties reported
- Maar Shamarin**
 - Shops
 - Bread: 150 SYP
 - Rice: 400 SYP
 - Lentils: 275 SYP
 - Sugar: 300 SYP
 - Cooking oil: 475 SYP
 - No difficulties reported
- Maar Shamsheh**
 - Shops
 - Bread: 150 SYP
 - Rice: 400 SYP
 - Lentils: 300 SYP
 - Sugar: 300 SYP
 - Cooking oil: 475 SYP
 - No difficulties reported
- Maar Shurin**
 - Shops
 - Bread: 150 SYP
 - Rice: 375 SYP
 - Lentils: 300 SYP
 - Sugar: 300 SYP
 - Cooking oil: 475 SYP
 - No difficulties reported

- Main challenges to obtaining food
 - No challenges
 - Some foods unavailable
 - Local production decreased
 - Lack of access to markets
 - Some foods expensive
 - Lack of resources to buy food
 - Lack of access to fuel
 - Cooking fuel unavailable
 - No information
- Bread (public): 1 pack
- Rice: 1kg
- Lentils: 1kg
- Sugar: 1kg
- Cooking oil: 1 litre
- Access to bread
 - Most common source of bread
 - Most common barriers to accessing bread
 - Number of days, per month, where bread from private bakeries was unavailable

Ma'arrat An Nu'man 3/3, Idleb Governorate

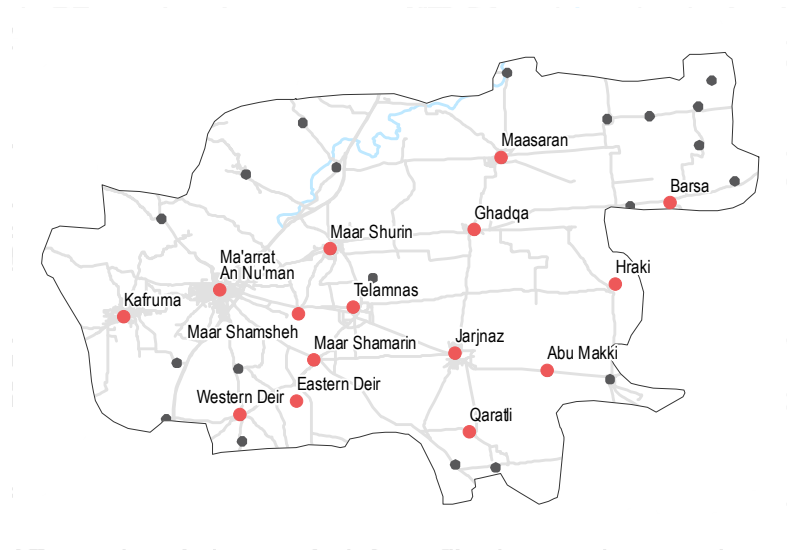
December 2017

Displacement

- % of pre-conflict population remaining
- % of population that are female
- % of female-headed households
- IDPs living in village
- New IDP arrivals
- Returnees

Sub-district	% of pre-conflict population remaining	% of population that are female	% of female-headed households	IDPs living in village	New IDP arrivals	Returnees
Ma'arrat An Nu'man	76-100%	1-25%	1-25%	Yes	No	No
Maasaran	76-100%	1-25%	1-25%	Yes	No	No
Qaratli	76-100%	76-100%	1-25%	Yes	No	No
Telamnas	76-100%	1-25%	1-25%	Yes	No	No
Western Deir	76-100%	1-25%	1-25%	Yes	No	No

• 15/35 communities assessed (10 communities are shown on the previous two factsheets): Ma'arrat An Nu'man, Maasaran, Qaratli, Telamnas, Western Deir



NFIs

Sub-district	B	C	D	F
Ma'arrat An Nu'man	1900 SYP	4500 SYP	800 SYP	NA
Telamnas	2000 SYP	4500 SYP	800 SYP	NA
Maasaran	1900 SYP	4500 SYP	800 SYP	NA
Western Deir	2000 SYP	4500 SYP	800 SYP	NA
Qaratli	2000 SYP	4500 SYP	800 SYP	NA

- Most common electricity source
- Main network
 - Generator
 - No source
 - Solar alternative
 - No information
- Fuel Prices (SYP)*
- B** Butane (cannister)
 - C** Coal (1kg)
 - D** Diesel (1 litre)
 - F** Firewood (1 tonne)
- NFI Prices (SYP)*
- Cement (50kg)
 - Floor mat (3*4m)
 - Plastic tarpaulin (1m²)
 - Tent (5 persons)
- NA: not available for purchase

Shelter

- Most common shelter
- Independent apartment or house
 - Shared apartment or house
 - Unfinished apartment or house
 - Tent
 - Private space not for shelter
 - Cave/natural shelter
 - Collective public space not for shelter
 - No IDPs
 - No information
- Min - Max: rent paid per room (where known)

Sub-district	NDPs	IDPs
Ma'arrat An Nu'man	2000 - 2500 SYP	
Telamnas	1800 - 2000 SYP	
Maasaran	1500 - 2000 SYP	
Western Deir	1500 - 1800 SYP	
Qaratli	No info	

Livelihoods

- Most common sources of income
- Most common strategies used to cope with lack of income / resources

Sub-district	Most common sources of income	Most common strategies used to cope with lack of income / resources
Ma'arrat An Nu'man	Daily employment Farm owning Sale of humanitarian aid	No info
Maasaran	Daily employment Farm owning Sale of humanitarian aid	No info
Qaratli	Daily employment Farm owning Sale of humanitarian aid	No info
Telamnas	Daily employment Farm owning Sale of humanitarian aid	No info
Western Deir	Daily employment Farm owning Sale of humanitarian aid	Borrowing from family/friends

Sub-district	Most common strategies used to cope with a lack of fuel
Ma'arrat An Nu'man	No lack of fuel
Maasaran	No lack of fuel
Telamnas	No lack of fuel
Qaratli	No lack of fuel
Western Deir	No lack of fuel

Ma'arrat An Nu'man 3/3, Idleb Governorate

December 2017

WASH

- Most common water source**
- Water is safe to drink
 - Water tastes/smells bad
 - People sick after drinking
 - No information
- Sufficiency of available water to meet household needs**
- Sufficient
 - Insufficient
 - No information
- Most common method of garbage disposal**

Ma'arrat An Nu'man

- Water trucking
- Public free collection

Maasaran

- Water trucking
- Public free collection

Qaratli

- Water trucking
- Public free collection

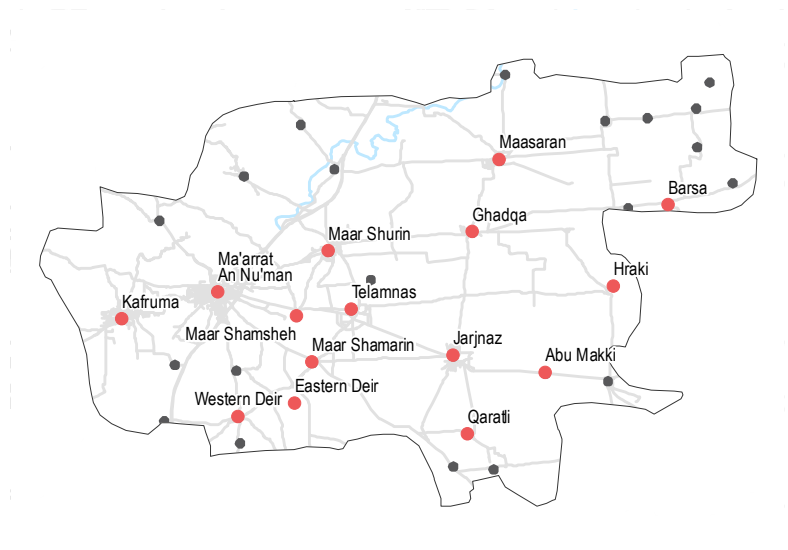
Telamnas

- Water trucking
- Public free collection

Western Deir

- Water trucking
- Public free collection

15/35 communities assessed (10 communities are shown on the previous two factsheets): Ma'arrat An Nu'man, Maasaran, Qaratli, Telamnas, Western Deir



Education

- Status of primary schools in village**
- Functioning
 - Not functioning
 - Not available
 - No information
- Barriers to accessing education services**
- Most children accessed education

Qaratli

Most children accessed education

Telamnas

Most children accessed education

Western Deir

Most children accessed education

Maasaran

Most children accessed education

Health



Most common health problems



Most common barriers to accessing healthcare

Ma'arrat An Nu'man

Chronic diseases
Pregnancy related diseases
Severe diseases affecting those aged less than 5

No difficulties reported

Maasaran

Chronic diseases
Pregnancy related diseases
Severe diseases affecting those aged less than 5

No difficulties reported

Qaratli

Chronic diseases
Pregnancy related diseases
Severe diseases affecting those aged less than 5

No difficulties reported

Telamnas

Chronic diseases
Pregnancy related diseases
Severe diseases affecting those aged less than 5

No difficulties reported

Western Deir

Chronic diseases
Pregnancy related diseases
Severe diseases affecting those aged less than 5

No difficulties reported

Food Security

Ma'arrat An Nu'man



Bread: 125 SYP
Rice: 400 SYP
Lentils: 300 SYP
Sugar: 300 SYP
Cooking oil: 475 SYP



Shops



No difficulties reported



0

Maasaran



Bread: 150 SYP
Rice: 400 SYP
Lentils: 325 SYP
Sugar: 300 SYP
Cooking oil: 500 SYP



Shops



No difficulties reported



0

Qaratli



Bread: 150 SYP
Rice: 400 SYP
Lentils: 300 SYP
Sugar: 340 SYP
Cooking oil: 550 SYP



Shops



No difficulties reported



0

Telamnas



Bread: 150 SYP
Rice: 400 SYP
Lentils: 325 SYP
Sugar: 300 SYP
Cooking oil: 500 SYP



Shops



No difficulties reported



0

Western Deir



Bread: 150 SYP
Rice: 400 SYP
Lentils: 325 SYP
Sugar: 325 SYP
Cooking oil: 550 SYP



Shops



No difficulties reported



0

Main challenges to obtaining food

- No challenges
- Some foods unavailable
- Local production decreased
- Lack of access to markets
- Some foods expensive
- Lack of resources to buy food
- Lack of access to fuel
- Cooking fuel unavailable
- No information

Bread (public): 1 pack
Rice: 1kg
Lentils: 1kg
Sugar: 1kg
Cooking oil: 1 litre

Access to bread

Most common source of bread

Most common barriers to accessing bread

Number of days, per month, where bread from private bakeries was unavailable

Qourqeena, Idleb Governorate

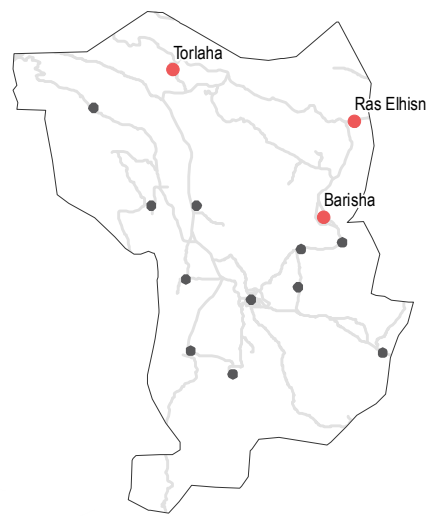
December 2017

Displacement

- % of pre-conflict population remaining
- % of population that are female
- % of female-headed households
- IDPs living in village
- New IDP arrivals
- Returnees

Community	% of pre-conflict population remaining	% of population that are female	% of female-headed households	IDPs living in village	New IDP arrivals	Returnees
Barisha	76-100%	51-75%	1-25%	Yes	Yes	No
Ras Elhish	76-100%	51-75%	1-25%	Yes	Yes	No
Torlaha	76-100%	51-75%	1-25%	Yes	No	No

• 3/14 communities assessed : Barisha, Ras Elhish, Torlaha



Shelter

- Independent apartment or house
- Shared apartment or house
- Unfinished apartment or house
- Tent
- Private space not for shelter
- Cave/natural shelter
- Collective public space not for shelter
- No IDPs
- No information
- Min - Max: rent paid per room (where known)

Community	Most common shelter	NDPs	IDPs
Barisha	Independent apartment or house	10000 - 12000 SYP	
Ras Elhish	Independent apartment or house	8000 - 10000 SYP	
Torlaha	No IDPs	5000 - 7000 SYP	

Livelihoods

Community	Most common sources of income	Most common strategies used to cope with lack of income / resources
Barisha	Farm owning Business/trade	Skipping meals Reducing meal size
Ras Elhish	Farm owning Business/trade	Skipping meals Reducing meal size
Torlaha	Farm owning Business/trade	Skipping meals Reducing meal size

NFIs

Community	Most common electricity source	Fuel Prices (SYP)*	NFI Prices (SYP)*
Barisha	Generator	B 6800 SYP C 45 SYP D 235 SYP F 65000 SYP	Cement (50kg) Floor mat (3*4m) Plastic tarpaulin (1m²) Tent (5 persons)
Ras Elhish	Generator	B 6800 SYP C 45 SYP D 235 SYP F 65000 SYP	NA: not available for purchase
Torlaha	Generator	B 6800 SYP C 45 SYP D 240 SYP F 65000 SYP	NA: not available for purchase

- Most common electricity source
- Main network
- Generator
- No source
- Solar alternative
- No information
- Fuel Prices (SYP)*
- B** Butane (cannister)
- C** Coal (1kg)
- D** Diesel (1 litre)
- F** Firewood (1 tonne)
- NFI Prices (SYP)*
- Cement (50kg)
- Floor mat (3*4m)
- Plastic tarpaulin (1m²)
- Tent (5 persons)
- NA: not available for purchase

Barisha
No lack of fuel

Ras Elhish
No lack of fuel

Torlaha
No lack of fuel

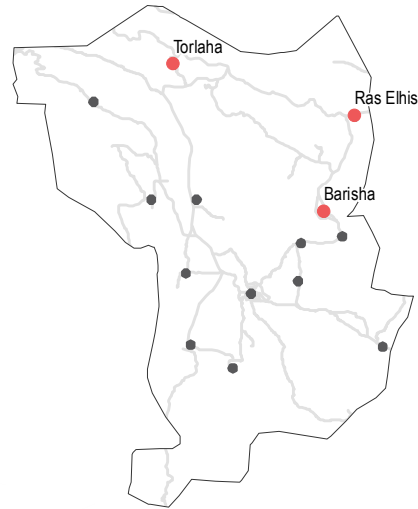
Most common strategies used to cope with a lack of fuel

WASH

- Most common water source
- Status of water source
- Water is safe to drink
 - Water tastes/smells bad
 - People sick after drinking
 - No information
- Sufficiency of available water to meet household needs
- Sufficient
 - Insufficient
 - No information
- Most common method of garbage disposal

- Barisha**
- Water trucking
 - Public free collection
- Ras Elhish**
- Water trucking
 - Public free collection
- Torlaha**
- Water trucking
 - Public free collection

• 3/14 communities assessed : Barisha, Ras Elhish, Torlaha



Education

- Status of primary schools in village
- Functioning
 - Not functioning
 - Not available
 - No information
- Barriers to accessing education services
- Barisha**
- Most children accessed education

Torlaha

Most children accessed education

Ras Elhish

Most children accessed education

Health

	Most common health problems	Most common barriers to accessing healthcare
Barisha	Pregnancy related diseases Maternal health issues Severe diseases affecting those aged less than 5	No difficulties reported
Ras Elhish	Pregnancy related diseases Maternal health issues Severe diseases affecting those aged less than 5	No difficulties reported
Torlaha	Pregnancy related diseases Maternal health issues Severe diseases affecting those aged less than 5	No difficulties reported

Food Security

- Barisha**
- Bread: no info
 - Rice: 300 SYP
 - Lentils: 300 SYP
 - Sugar: 300 SYP
 - Cooking oil: 450 SYP
- Shops
 - No difficulties reported
 - Private bakeries unavailable
- Ras Elhish**
- Bread: no info
 - Rice: 300 SYP
 - Lentils: 300 SYP
 - Sugar: 300 SYP
 - Cooking oil: 450 SYP
- Private bakeries
 - No difficulties reported
 - 0
- Torlaha**
- Bread: no info
 - Rice: 300 SYP
 - Lentils: 300 SYP
 - Sugar: 300 SYP
 - Cooking oil: 450 SYP
- Shops
 - No difficulties reported
 - Private bakeries unavailable
- Main challenges to obtaining food
- No challenges
 - Some foods unavailable
 - Local production decreased
 - Lack of access to markets
 - Some foods expensive
 - Lack of resources to buy food
 - Lack of access to fuel
 - Cooking fuel unavailable
 - No information
- Bread (public): 1 pack
 Rice: 1kg
 Lentils: 1kg
 Sugar: 1kg
 Cooking oil: 1 litre
- Access to bread
- Most common source of bread
 - Most common barriers to accessing bread
 - Number of days, per month, where bread from private bakeries was unavailable

Salqin 1/2, Idleb Governorate

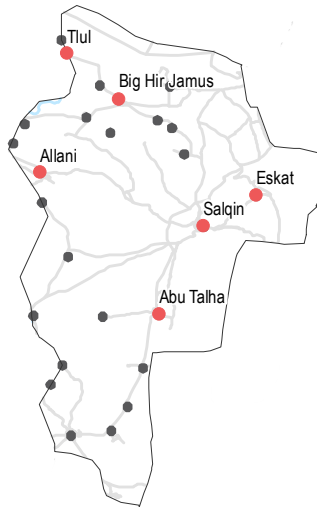
December 2017

Displacement

- % of pre-conflict population remaining
- % of population that are female
- % of female-headed households
- IDPs living in village
- New IDP arrivals
- Returnees

Abu Talha		Allani		Big Hir Jamus	
76-100%	26-50%	76-100%	26-50%	76-100%	26-50%
Yes	No	Yes	No	Yes	No
No	No	No	No	No	No

• 6/26 communities assessed (3 communities are shown on the next factsheet): Abu Talha, Allani, Big Hir Jamus



Shelter

- Independent apartment or house
- Shared apartment or house
- Unfinished apartment or house
- Tent
- Private space not for shelter
- Cave/natural shelter
- Collective public space not for shelter
- No IDPs
- No information
- Min - Max: rent paid per room (where known)

Abu Talha		Allani		Big Hir Jamus	
NDPs	IDPs	NDPs	IDPs	NDPs	IDPs
2000 - 3000 SYP		2000 - 3000 SYP		2000 - 3000 SYP	

Livelihoods

Most common sources of income

Most common strategies used to cope with lack of income / resources

Abu Talha

Daily employment
Farm owning
Business/trade

Children sent to work/beg

Allani

Daily employment
Farm owning
Business/trade

Children sent to work/beg

Big Hir Jamus

Daily employment
Farm owning
Business/trade

Children sent to work/beg

NFIs

Abu Talha

B 7000 SYP	3200 SYP
C 300 SYP	2500 SYP
D 220 SYP	400 SYP
F 60000 SYP	NA

Allani

B 7100 SYP	3200 SYP
C 300 SYP	2500 SYP
D 230 SYP	400 SYP
F 60000 SYP	NA

Big Hir Jamus

B 7200 SYP	3200 SYP
C 300 SYP	2500 SYP
D 230 SYP	400 SYP
F 65000 SYP	NA

Abu Talha

No lack of fuel

Allani

No lack of fuel

Big Hir Jamus

No lack of fuel

Most common electricity source

- Main network
- Generator
- No source
- Solar alternative
- No information

Fuel Prices (SYP)*

- B** Butane (cannister)
- C** Coal (1kg)
- D** Diesel (1 litre)
- F** Firewood (1 tonne)

NFI Prices (SYP)*

- Cement (50kg)
- Floor mat (3*4m)
- Plastic tarpaulin (1m²)
- Tent (5 persons)

NA: not available for purchase

Most common strategies used to cope with a lack of fuel

WASH

- Most common water source
- Status of water source
- Water is safe to drink
 - Water tastes/smells bad
 - People sick after drinking
 - No information
- Sufficiency of available water to meet household needs
- Sufficient
 - Insufficient
 - No information
- Most common method of garbage disposal

Abu Talha

- Network
- Disposed at designated site

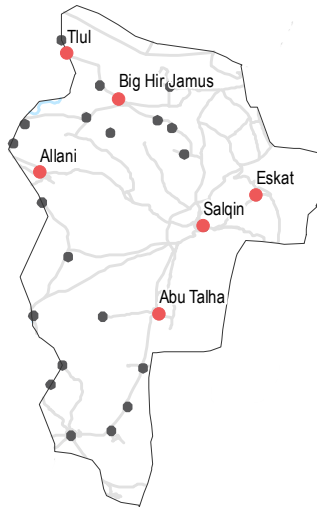
Allani

- Network
- Disposed at designated site

Big Hir Jamus

- Network
- Disposed at designated site

6/26 communities assessed (3 communities are shown on the next factsheet): Abu Talha, Allani, Big Hir Jamus



Education

- Status of primary schools in village
- Functioning
 - Not functioning
 - Not available
 - No information
- Barriers to accessing education services
- Abu Talha**
Most children accessed education

Big Hir Jamus

Most children accessed education

Allani

Most children accessed education

Health

- Most common health problems
- Most common barriers to accessing healthcare

Abu Talha

Fever
 Malnutrition
 Severe diseases affecting those aged less than 5

No difficulties reported

Allani

Pregnancy related diseases
 Acute respiratory infections
 Severe diseases affecting those aged less than 5

No difficulties reported

Big Hir Jamus

Pregnancy related diseases
 Fever
 Severe diseases affecting those aged less than 5

No difficulties reported

Food Security

Abu Talha

- Public bakeries
 - No difficulties reported
 - 0
- Bread: 150 SYP
 Rice: 500 SYP
 Lentils: 500 SYP
 Sugar: 500 SYP
 Cooking oil: 800 SYP

Allani

- Public bakeries
 - No difficulties reported
 - 0
- Bread: 150 SYP
 Rice: 500 SYP
 Lentils: 500 SYP
 Sugar: 500 SYP
 Cooking oil: 800 SYP

Big Hir Jamus

- Public bakeries
 - No difficulties reported
 - 0
- Bread: 150 SYP
 Rice: 500 SYP
 Lentils: 500 SYP
 Sugar: 500 SYP
 Cooking oil: 800 SYP

Main challenges to obtaining food

- No challenges
- Some foods unavailable
- Local production decreased
- Lack of access to markets
- Some foods expensive
- Lack of resources to buy food
- Lack of access to fuel
- Cooking fuel unavailable
- No information

Bread (public): 1 pack
 Rice: 1kg
 Lentils: 1kg
 Sugar: 1kg
 Cooking oil: 1 litre

Access to bread

- Most common source of bread
- Most common barriers to accessing bread
- Number of days, per month, where bread from private bakeries was unavailable

Salqin 2/2, Idleb Governorate

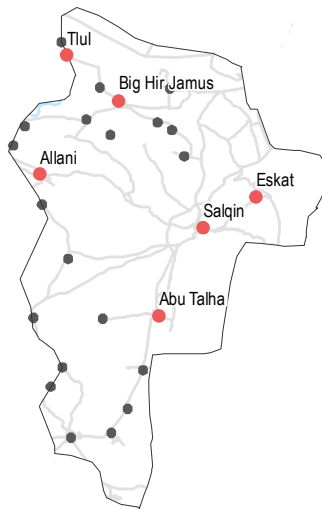
December 2017

Displacement

- % of pre-conflict population remaining
- % of population that are female
- % of female-headed households
- IDPs living in village
- New IDP arrivals
- Returnees

Community	% of pre-conflict population remaining	% of population that are female	% of female-headed households	IDPs living in village	New IDP arrivals	Returnees
Eskat	76-100%	26-50%	1-25%	Yes	No	No
Salqin	76-100%	26-50%	1-25%	Yes	No	No
Tlul	76-100%	26-50%	1-25%	Yes	No	No

• 6/26 communities assessed (3 communities are shown on the previous factsheet): Eskat, Salqin, Tlul



Shelter

- Independent apartment or house
- Shared apartment or house
- Unfinished apartment or house
- Tent
- Private space not for shelter
- Cave/natural shelter
- Collective public space not for shelter
- No IDPs
- No information
- Min - Max: rent paid per room (where known)

Community	Most common shelter	NDPs	IDPs
Eskat	Independent apartment or house	2000 - 3000 SYP	
Salqin	Independent apartment or house	3000 - 4000 SYP	
Tlul	Independent apartment or house	2000 - 3000 SYP	

Livelihoods

Community	Most common sources of income	Most common strategies used to cope with lack of income / resources
Eskat	Daily employment Farm owning Business/trade	Children sent to work/beg
Salqin	Daily employment Farm owning Business/trade	Children sent to work/beg
Tlul	Daily employment Farm owning Business/trade	Children sent to work/beg

NFIs

Community	Light bulb	Generator	No source	Solar alternative
Eskat	B 7000 SYP	C 300 SYP	D 220 SYP	F 60000 SYP
Salqin	B 7000 SYP	C 300 SYP	D 220 SYP	F 60000 SYP
Tlul	B 7100 SYP	C 300 SYP	D 220 SYP	F 60000 SYP

- Most common electricity source
- Main network
- Generator
- No source
- Solar alternative
- No information
- Fuel Prices (SYP)*
- B** Butane (cannister)
- C** Coal (1kg)
- D** Diesel (1 litre)
- F** Firewood (1 tonne)
- NFI Prices (SYP)*
- Cement (50kg)
- Floor mat (3*4m)
- Plastic tarpaulin (1m²)
- Tent (5 persons)
- NA: not available for purchase

- Eskat**
No lack of fuel
- Salqin**
No lack of fuel
- Tlul**
No lack of fuel

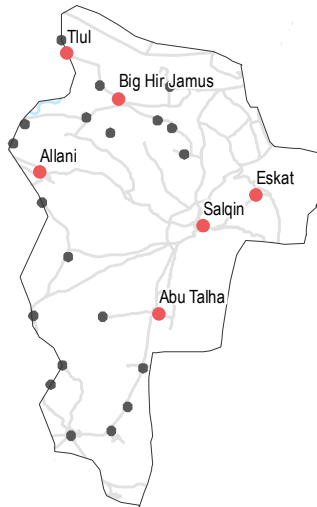
Most common strategies used to cope with a lack of fuel

WASH

- Most common water source
- Status of water source
- Water is safe to drink
 - Water tastes/smells bad
 - People sick after drinking
 - No information
- Sufficiency of available water to meet household needs
- Sufficient
 - Insufficient
 - No information
- Most common method of garbage disposal

- Eskat**
- Network
 - Disposed at designated site
- Salqin**
- Network
 - Disposed at designated site
- Tlul**
- Network
 - Disposed at designated site

• 6/26 communities assessed (3 communities are shown on the previous factsheet): Eskat, Salqin, Tlul



Education

- Status of primary schools in village
- Functioning
 - Not functioning
 - Not available
 - No information
- Barriers to accessing education services
- Eskat**
- Most children accessed education

Tlul

Most children accessed education

Salqin

Most children accessed education

Health

	Most common health problems	Most common barriers to accessing healthcare
Eskat	Acute respiratory infections Fever Severe diseases affecting those aged less than 5	No difficulties reported
Salqin	Acute respiratory infections Fever Severe diseases affecting those aged less than 5	No difficulties reported
Tlul	Pregnancy related diseases Fever Severe diseases affecting those aged less than 5	No difficulties reported

Food Security

- Eskat**
- Bread: 150 SYP
 - Rice: 500 SYP
 - Lentils: 500 SYP
 - Sugar: 500 SYP
 - Cooking oil: 800 SYP
- Public bakeries
 - No difficulties reported
 - 1 to 10
- Salqin**
- Bread: 150 SYP
 - Rice: 500 SYP
 - Lentils: 500 SYP
 - Sugar: 500 SYP
 - Cooking oil: 800 SYP
- Public bakeries
 - No difficulties reported
 - 0
- Tlul**
- Bread: 150 SYP
 - Rice: 500 SYP
 - Lentils: 500 SYP
 - Sugar: 500 SYP
 - Cooking oil: 800 SYP
- Public bakeries
 - No difficulties reported
 - 0

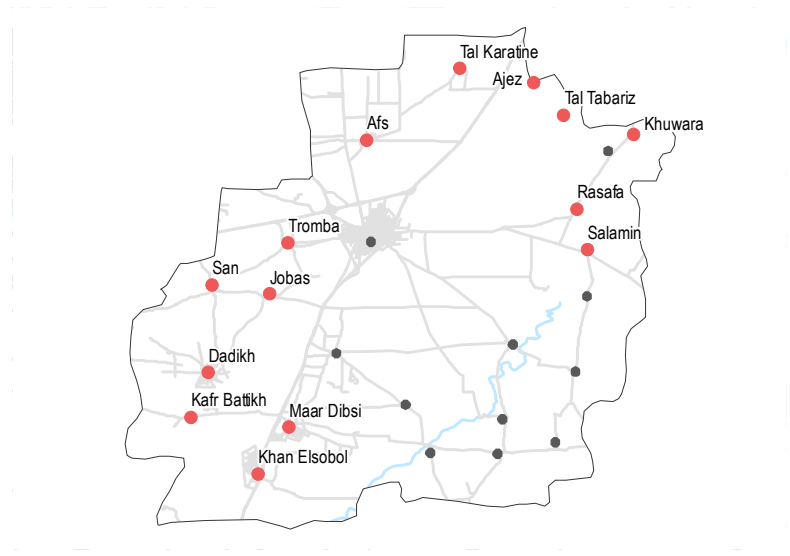
- Main challenges to obtaining food
- No challenges
 - Some foods unavailable
 - Local production decreased
 - Lack of access to markets
 - Some foods expensive
 - Lack of resources to buy food
 - Lack of access to fuel
 - Cooking fuel unavailable
 - No information
- Bread (public): 1 pack
 Rice: 1kg
 Lentils: 1kg
 Sugar: 1kg
 Cooking oil: 1 litre
- Access to bread
- Most common source of bread
 - Most common barriers to accessing bread
 - Number of days, per month, where bread from private bakeries was unavailable

Displacement

- % of pre-conflict population remaining
- % of population that are female
- % of female-headed households
- IDPs living in village
- New IDP arrivals
- Returnees

Community	% of pre-conflict population remaining	% of population that are female	% of female-headed households	IDPs living in village	New IDP arrivals	Returnees
Afs	76-100%	51-75%	1-25%	Yes	Yes	No
Ajez	76-100%	51-75%	1-25%	Yes	No	No
Dadikh	76-100%	51-75%	1-25%	Yes	Yes	No
Jobas	76-100%	51-75%	1-25%	Yes	Yes	No
Kafr Battikh	76-100%	51-75%	1-25%	Yes	Yes	No

• 14/25 communities assessed (9 communities are shown on the next two factsheets): Afs, Ajez, Dadikh, Jobas, Kafr Battikh



Shelter

- Independent apartment or house
- Shared apartment or house
- Unfinished apartment or house
- Tent
- Private space not for shelter
- Cave/natural shelter
- Collective public space not for shelter
- No IDPs
- No information
- Min - Max: rent paid per room (where known)

Community	Most common shelter	NDPs	IDPs
Afs	Independent apartment or house	4000 - 5000 SYP	
Jobas	Independent apartment or house	4000 - 6000 SYP	
Ajez	Independent apartment or house	3000 - 4000 SYP	
Kafr Battikh	Independent apartment or house	3500 - 5000 SYP	
Dadikh	Independent apartment or house	3000 - 4000 SYP	

Livelihoods

- Most common sources of income
- Most common strategies used to cope with lack of income / resources

Community	Most common sources of income	Most common strategies used to cope with lack of income / resources
Afs	Daily employment Farm owning Business/trade	Borrowing from family/friends Selling household assets Skipping meals
Ajez	Daily employment Farm owning Business/trade	Borrowing from family/friends Selling household assets Skipping meals
Dadikh	Daily employment Farm owning Business/trade	Borrowing from family/friends Reducing meal size
Jobas	Daily employment Farm owning Business/trade	Borrowing from family/friends Reducing meal size
Kafr Battikh	Daily employment Farm owning Business/trade	Borrowing from family/friends Selling household assets Skipping meals

NFIs

Community	Lightbulb (NFI)	Lightbulb (NFI)	Lightbulb (NFI)	Lightbulb (NFI)
Afs	B 7000 SYP	C NA	D 250 SYP	F 75000 SYP
Jobas	B 7000 SYP	C NA	D 250 SYP	F NA
Ajez	B 7200 SYP	C NA	D 250 SYP	F NA
Kafr Battikh	B 7000 SYP	C NA	D 250 SYP	F NA
Dadikh	B 7200 SYP	C NA	D 250 SYP	F NA

- Most common electricity source
- Main network
- Generator
- No source
- Solar alternative
- No information
- Fuel Prices (SYP)*
- B** Butane (cannister)
- C** Coal (1kg)
- D** Diesel (1 litre)
- F** Firewood (1 tonne)
- NFI Prices (SYP)*
- Cement (50kg)
- Floor mat (3*4m)
- Plastic tarpaulin (1m²)
- Tent (5 persons)
- NA: not available for purchase

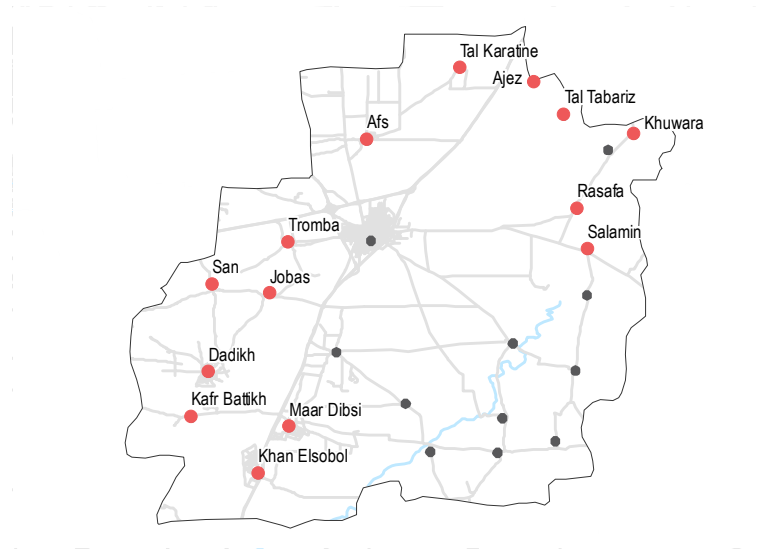
Community	Most common strategies used to cope with a lack of fuel
Afs	Burning furniture in use Burning plastic
Ajez	Burning furniture in use Burning clothes Burning plastic
Jobas	Burning furniture in use Burning plastic
Dadikh	Cutting trees Burning furniture in use Burning plastic
Kafr Battikh	Burning furniture in use Burning clothes Burning plastic

WASH

- Most common water source**
- Water is safe to drink
 - Water tastes/smells bad
 - People sick after drinking
 - No information
- Sufficiency of available water to meet household needs**
- Sufficient
 - Insufficient
 - No information
- Most common method of garbage disposal**

- Afs**
- Water trucking
 - Public free collection
- Ajez**
- Water trucking
 - Left in street / public area
- Dadikh**
- Water trucking
 - Public free collection
- Jobas**
- Water trucking
 - Private paid collection
- Kafr Battikh**
- Water trucking
 - Public free collection

• 14/25 communities assessed (9 communities are shown on the next two factsheets): Afs, Ajez, Dadikh, Jobas, Kafr Battikh



Education

- Status of primary schools in village**
- Functioning
 - Not functioning
 - Not available
 - No information
- Barriers to accessing education services**
- Afs: Most children accessed education

- Dadikh**
- Lack of teaching staff
 - Lack of school supplies
- Jobas**
- Most children accessed education
- Kafr Battikh**
- Most children accessed education

- Ajez**
- Lack of teaching staff
 - Lack of school supplies

Health

- Most common health problems
- Most common barriers to accessing healthcare

Community	Most common health problems	Most common barriers to accessing healthcare
Afs	Disabilities Injuries Acute respiratory infections	No facilities in the area Lack of transportation
Ajez	Chronic diseases Acute respiratory infections	No facilities in the area High cost of transportation Lack of transportation
Dadikh	Skin diseases Chronic diseases Acute respiratory infections	No facilities in the area High cost of transportation Lack of transportation
Jobas	Chronic diseases Injuries	No facilities in the area High cost of transportation Lack of transportation
Kafr Battikh	Skin diseases Chronic diseases Acute respiratory infections	No difficulties reported

Food Security

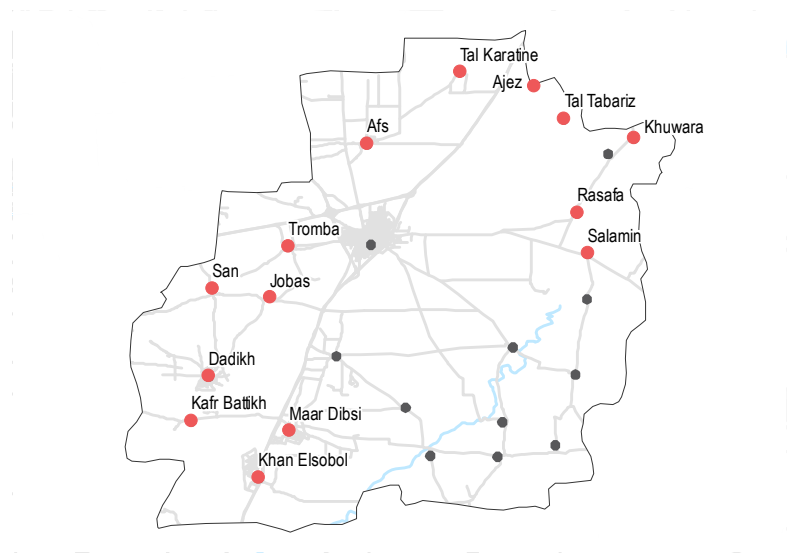
- Afs**
- Bread: no info
 - Rice: 425 SYP
 - Lentils: 500 SYP
 - Sugar: 325 SYP
 - Cooking oil: 600 SYP
 - Private bakeries
 - No difficulties reported
 - 1 to 10
- Ajez**
- Bread: no info
 - Rice: 450 SYP
 - Lentils: 500 SYP
 - Sugar: 325 SYP
 - Cooking oil: 600 SYP
 - Shops
 - No difficulties reported
 - Private bakeries unavailable
- Dadikh**
- Bread: 100 SYP
 - Rice: 450 SYP
 - Lentils: 500 SYP
 - Sugar: 425 SYP
 - Cooking oil: 600 SYP
 - Public bakeries
 - No difficulties reported
 - 1 to 10
- Jobas**
- Bread: no info
 - Rice: 450 SYP
 - Lentils: 500 SYP
 - Sugar: 325 SYP
 - Cooking oil: 600 SYP
 - Shops
 - No difficulties reported
 - Private bakeries unavailable
- Kafr Battikh**
- Bread: 100 SYP
 - Rice: 450 SYP
 - Lentils: 500 SYP
 - Sugar: 325 SYP
 - Cooking oil: 600 SYP
 - Public bakeries
 - No difficulties reported
 - 1 to 10
- Main challenges to obtaining food**
- No challenges
 - Some foods unavailable
 - Local production decreased
 - Lack of access to markets
 - Some foods expensive
 - Lack of resources to buy food
 - Lack of access to fuel
 - Cooking fuel unavailable
 - No information
- Access to bread**
- Bread (public): 1 pack
 - Rice: 1kg
 - Lentils: 1kg
 - Sugar: 1kg
 - Cooking oil: 1 litre
 - Most common source of bread
 - Most common barriers to accessing bread
 - Number of days, per month, where bread from private bakeries was unavailable

Displacement

- % of pre-conflict population remaining
- % of population that are female
- % of female-headed households
- IDPs living in village
- New IDP arrivals
- Returnees

Community	% of pre-conflict population remaining	% of population that are female	% of female-headed households	IDPs living in village	New IDP arrivals	Returnees
Khan Elsobol	76-100%	51-75%	1-25%	Yes	No	No
Khuwara	76-100%	51-75%	1-25%	Yes	Yes	No
Maar Dibsi	76-100%	51-75%	26-50%	Yes	Yes	No
Rasafa	76-100%	51-75%	1-25%	Yes	Yes	No
Salamin	76-100%	51-75%	1-25%	Yes	Yes	No

• 14/25 communities assessed (5 communities are shown on the previous factsheet, 4 communities are shown on the next factsheet): Khan Elsobol, Khuwara, Maar Dibsi, Rasafa, Salamin



Shelter

- Independent apartment or house
- Shared apartment or house
- Unfinished apartment or house
- Tent
- Private space not for shelter
- Cave/natural shelter
- Collective public space not for shelter
- No IDPs
- No information
- Min - Max: rent paid per room (where known)

Community	Most common shelter	NDPs	IDPs
Khan Elsobol	Independent apartment or house	4000 - 5000 SYP	
Rasafa	Independent apartment or house	3000 - 4000 SYP	
Khuwara	Independent apartment or house	3000 - 4000 SYP	
Salamin	Independent apartment or house	4000 - 5000 SYP	
Maar Dibsi	No IDPs	4000 - 5000 SYP	

Livelihoods

Community	Most common sources of income	Most common strategies used to cope with lack of income / resources
Khan Elsobol	Daily employment Farm owning Business/trade	Borrowing from family/friends Skipping meals
Khuwara	Daily employment Farm owning Business/trade	Borrowing from family/friends Selling household assets Skipping meals
Maar Dibsi	Daily employment Farm owning Business/trade	Borrowing from family/friends Skipping meals
Rasafa	Daily employment Farm owning Business/trade	Borrowing from family/friends Selling household assets Skipping meals
Salamin	Daily employment Farm owning Business/trade	Borrowing from family/friends Selling household assets Skipping meals

NFIs

Community	Lightbulb (NA)	Generator (SYP)	Lightbulb (NA)	Generator (SYP)
Khan Elsobol	B 7200 SYP	2000 SYP	B 7000 SYP	2200 SYP
Rasafa	C NA	6500 SYP	C NA	6000 SYP
Khuwara	D 250 SYP	500 SYP	D 250 SYP	500 SYP
Salamin	F NA	24000 SYP	F NA	23000 SYP
Maar Dibsi	B 7200 SYP	2200 SYP	B 7200 SYP	2200 SYP
	C NA	6000 SYP	C NA	6000 SYP
	D 250 SYP	500 SYP	D 250 SYP	500 SYP
	F NA	23000 SYP	F NA	23000 SYP

- Most common electricity source
- Main network
- Generator
- No source
- Solar alternative
- No information
- Fuel Prices (SYP)*
- B** Butane (cannister)
- C** Coal (1kg)
- D** Diesel (1 litre)
- F** Firewood (1 tonne)
- NFI Prices (SYP)*
- Cement (50kg)
- Floor mat (3*4m)
- Plastic tarpaulin (1m²)
- Tent (5 persons)
- NA: not available for purchase

Community	Most common strategies used to cope with a lack of fuel
Khan Elsobol	Burning furniture in use Burning plastic
Khuwara	Burning furniture in use Burning clothes Burning plastic
Rasafa	Burning furniture in use Burning clothes Burning plastic
Maar Dibsi	Burning furniture in use Burning plastic
Salamin	Burning furniture in use Burning clothes Burning plastic

WASH

- Most common water source**
- Status of water source**
- Water is safe to drink
 - Water tastes/smells bad
 - People sick after drinking
 - No information
- Sufficiency of available water to meet household needs**
- Sufficient
 - Insufficient
 - No information
- Most common method of garbage disposal**

Khan Elsobol

- Water trucking
- Public free collection

Khuwara

- Water trucking
- Disposed at designated site

Maar Dibsi

- Water trucking
- Private paid collection

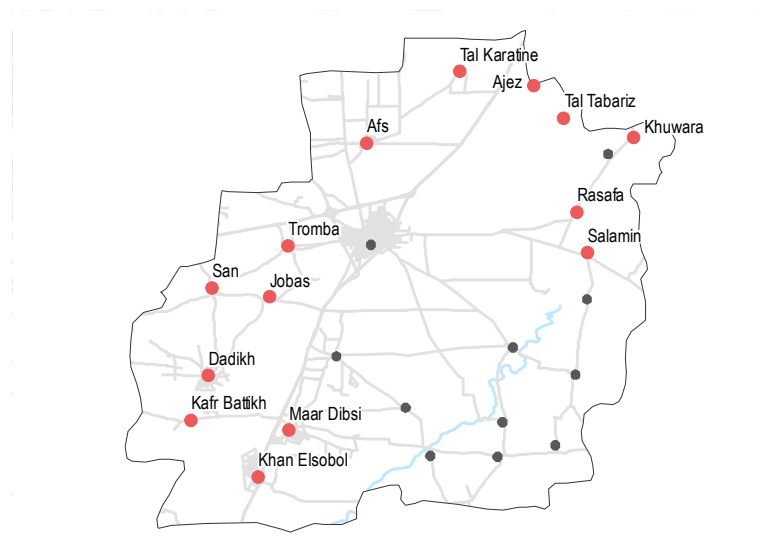
Rasafa

- Network
- Left in street / public area

Salamin

- Water trucking
- Left in street / public area

• 14/25 communities assessed (5 communities are shown on the previous factsheet, 4 communities are shown on the next factsheet): Khan Elsobol, Khuwara, Maar Dibsi, Rasafa, Salamin



Education

- Status of primary schools in village**
- Functioning
 - Not functioning
 - Not available
 - No information
- Barriers to accessing education services**
- Khan Elsobol: Some facilities destroyed, Lack of teaching staff, Lack of school supplies
 - Khuwara: Lack of teaching staff, Lack of school supplies

Maar Dibsi

Most children accessed education

Rasafa

Lack of teaching staff
Lack of school supplies

Salamin

Most children accessed education

Health

Most common health problems

Most common barriers to accessing healthcare

Khan Elsobol

Chronic diseases
Injuries

High cost of transportation
Lack of transportation

Khuwara

Chronic diseases
Acute respiratory infections

No difficulties reported

Maar Dibsi

Skin diseases
Chronic diseases
Acute respiratory infections

High cost of transportation
Lack of transportation

Rasafa

Chronic diseases
Acute respiratory infections

No facilities in the area
High cost of transportation
Lack of transportation

Salamin

Skin diseases
Chronic diseases
Acute respiratory infections

No facilities in the area
High cost of transportation
Lack of transportation

Food Security

Khan Elsobol

- Private bakeries
- No difficulties reported
- Bread: no info
- Rice: 450 SYP
- Lentils: 500 SYP
- Sugar: 325 SYP
- Cooking oil: 600 SYP
- 1 to 10

Khuwara

- Private bakeries
- No difficulties reported
- Bread: no info
- Rice: 450 SYP
- Lentils: 500 SYP
- Sugar: 325 SYP
- Cooking oil: 600 SYP
- 1 to 10

Maar Dibsi

- Shops
- No difficulties reported
- Bread: no info
- Rice: 425 SYP
- Lentils: 500 SYP
- Sugar: 325 SYP
- Cooking oil: 600 SYP
- 1 to 10

Rasafa

- Shops
- No difficulties reported
- Bread: no info
- Rice: 450 SYP
- Lentils: 500 SYP
- Sugar: 325 SYP
- Cooking oil: 600 SYP
- Private bakeries unavailable

Salamin

- Shops
- No difficulties reported
- Bread: no info
- Rice: 450 SYP
- Lentils: 500 SYP
- Sugar: 350 SYP
- Cooking oil: 600 SYP
- 1 to 10

Main challenges to obtaining food

- No challenges
- Some foods unavailable
- Local production decreased
- Lack of access to markets
- Some foods expensive
- Lack of resources to buy food
- Lack of access to fuel
- Cooking fuel unavailable
- No information

Bread (public): 1 pack
Rice: 1kg
Lentils: 1kg
Sugar: 1kg
Cooking oil: 1 litre

Access to bread

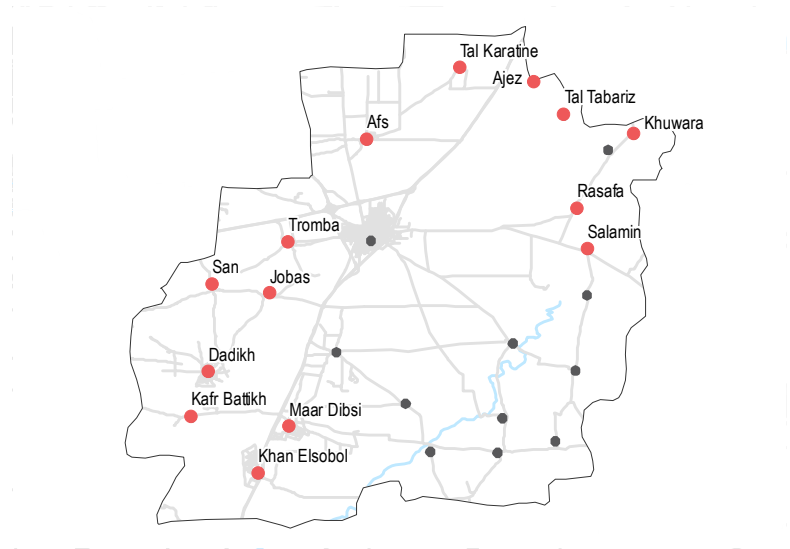
- Most common source of bread
- Most common barriers to accessing bread
- Number of days, per month, where bread from private bakeries was unavailable

Displacement

- % of pre-conflict population remaining
- % of population that are female
- % of female-headed households
- IDPs living in village
- New IDP arrivals
- Returnees

San	Tal Karatine	Tal Tabariz	Tromba
76-100% 51-75% 1-25%	76-100% 51-75% 1-25%	76-100% 51-75% 1-25%	76-100% 51-75% 1-25%
Yes Yes No	Yes Yes No	Yes No No	Yes Yes No

• 14/25 communities assessed (10 communities are shown on the previous two factsheets): San, Tal Karatine, Tal Tabariz, Tromba



Shelter

- Independent apartment or house
- Shared apartment or house
- Unfinished apartment or house
- Tent
- Private space not for shelter
- Cave/natural shelter
- Collective public space not for shelter
- No IDPs
- No information
- Min - Max: rent paid per room (where known)

San	Tromba
NDPs IDPs 7000 - 10000 SYP	NDPs IDPs 3000 - 4000 SYP
Tal Karatine NDPs IDPs 4000 - 5000 SYP	
Tal Tabariz NDPs IDPs 2500 - 3500 SYP	

Livelihoods

- Most common sources of income
- Most common strategies used to cope with lack of income / resources

San	Tal Karatine	Tal Tabariz	Tromba
Daily employment Farm owning Business/trade	Daily employment Farm owning Business/trade	Daily employment Farm owning Business/trade	Daily employment Farm owning Business/trade
Borrowing from family/friends Skipping meals Reducing meal size	Borrowing from family/friends Selling household assets Reducing meal size	Borrowing from family/friends Skipping meals	Borrowing from family/friends Skipping meals

NFIs

San	Tromba
B 7000 SYP 2200 SYP	B 7000 SYP 2000 SYP
C NA 6500 SYP	C NA 6000 SYP
D 250 SYP 500 SYP	D 250 SYP 500 SYP
F NA 22500 SYP	F NA 23000 SYP

Tal Karatine
B 7200 SYP 2000 SYP
C NA 6000 SYP
D 250 SYP 500 SYP
F NA 23000 SYP

Tal Tabariz
B 7000 SYP 2200 SYP
C NA 6000 SYP
D 250 SYP 500 SYP
F NA 23000 SYP

- Most common electricity source
- Main network
- Generator
- No source
- Solar alternative
- No information
- Fuel Prices (SYP)*
- B** Butane (cannister)
- C** Coal (1kg)
- D** Diesel (1 litre)
- F** Firewood (1 tonne)
- NFI Prices (SYP)*
- Cement (50kg)
- Floor mat (3*4m)
- Plastic tarpaulin (1m²)
- Tent (5 persons)
- NA: not available for purchase

San	Tal Karatine	Tromba	Tal Tabariz
Cutting trees Burning furniture in use Burning plastic	Burning furniture in use Burning clothes Burning plastic	Burning furniture in use Burning clothes Burning plastic	Burning furniture in use Burning clothes Burning plastic

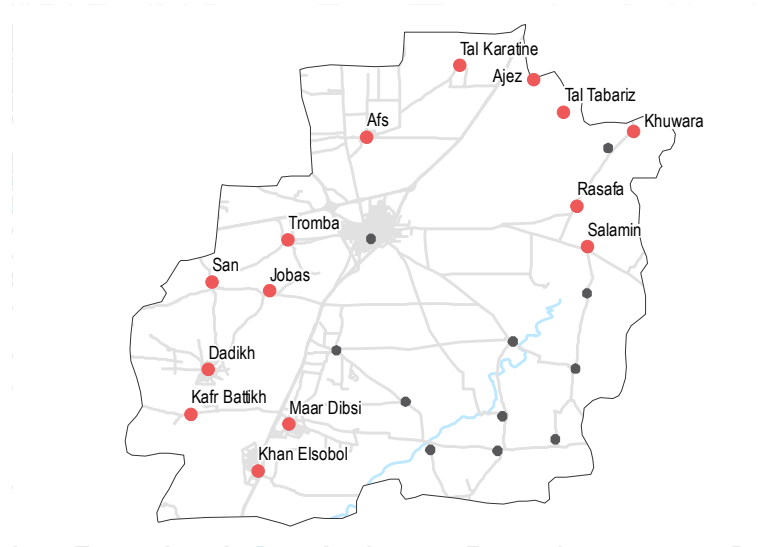
Most common strategies used to cope with a lack of fuel

WASH

Most common water source
 Status of water source
 Water is safe to drink
 Water tastes/smells bad
 People sick after drinking
 No information
 Sufficiency of available water to meet household needs
 Sufficient
 Insufficient
 No information
 Most common method of garbage disposal

- San**
 Network
 Left in street / public area
- Tal Karatine**
 Water trucking
 Buried / burned
- Tal Tabariz**
 Water trucking
 Left in street / public area
- Tromba**
 Water trucking
 Left in street / public area

• 14/25 communities assessed (10 communities are shown on the previous two factsheets): San, Tal Karatine, Tal Tabariz, Tromba



Education

Status of primary schools in village
 Functioning
 Not functioning
 Not available
 No information
 Barriers to accessing education services

- Tal Tabariz**
 Lack of teaching staff
 Lack of school supplies
- Tromba**
 Some facilities destroyed
 Lack of teaching staff
 Lack of school supplies

San
 Lack of teaching staff
 Services are too far

Tal Karatine
 Most children accessed education

Health

- Most common health problems
 Chronic diseases
 Acute respiratory infections
- Most common barriers to accessing healthcare
 No facilities in the area
 High cost of transportation
 Lack of transportation

Community	Most common health problems	Most common barriers to accessing healthcare
San	Chronic diseases Acute respiratory infections	No facilities in the area High cost of transportation Lack of transportation
Tal Karatine	Chronic diseases Acute respiratory infections	No facilities in the area High cost of transportation Lack of transportation
Tal Tabariz	Chronic diseases Acute respiratory infections	No facilities in the area High cost of transportation Lack of transportation
Tromba	Chronic diseases Acute respiratory infections	No facilities in the area High cost of transportation Lack of transportation

Food Security

San
 Bread: no info
 Rice: 450 SYP
 Lentils: 500 SYP
 Sugar: 325 SYP
 Cooking oil: 600 SYP
 Shops
 No difficulties reported
 Private bakeries unavailable

Tal Karatine
 Bread: no info
 Rice: 450 SYP
 Lentils: 500 SYP
 Sugar: 325 SYP
 Cooking oil: 600 SYP
 Shops
 No difficulties reported
 Private bakeries unavailable

Tal Tabariz
 Bread: no info
 Rice: 450 SYP
 Lentils: 500 SYP
 Sugar: 325 SYP
 Cooking oil: 600 SYP
 Shops
 No difficulties reported
 Private bakeries unavailable

Tromba
 Bread: no info
 Rice: 450 SYP
 Lentils: 500 SYP
 Sugar: 325 SYP
 Cooking oil: 600 SYP
 Shops
 No difficulties reported
 Private bakeries unavailable

Main challenges to obtaining food
 No challenges
 Some foods unavailable
 Local production decreased
 Lack of access to markets
 Some foods expensive
 Lack of resources to buy food
 Lack of access to fuel
 Cooking fuel unavailable
 No information

Bread (public): 1 pack
 Rice: 1kg
 Lentils: 1kg
 Sugar: 1kg
 Cooking oil: 1 litre

Access to bread
 Most common source of bread
 Most common barriers to accessing bread
 Number of days, per month, where bread from private bakeries was unavailable

Sarmin, Idleb Governorate

December 2017

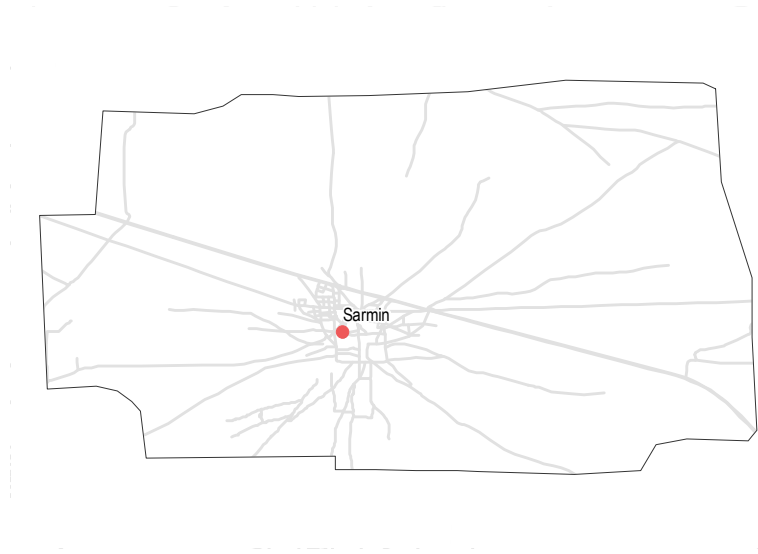
Displacement

- % of pre-conflict population remaining
- % of population that are female
- % of female-headed households
- IDPs living in village
- New IDP arrivals
- Returnees

Sarmin

- 51-75% 51-75% 1-25%
- Yes No No

• 1/1 community assessed : Sarmin



Shelter

- Independent apartment or house
 - Shared apartment or house
 - Unfinished apartment or house
 - Tent
 - Private space not for shelter
 - Cave/natural shelter
 - Collective public space not for shelter
 - No IDPs
 - No information
- Min - Max: rent paid per room (where known)

Sarmin

- NDPs
- IDPs
- 3500 - 5000 SYP

Livelihoods

Most common sources of income

- Daily employment
- Farm owning
- Business/trade

Most common strategies used to cope with lack of income / resources

- Borrowing from family/friends
- Selling household assets
- Skipping meals

Sarmin

NFIs

Sarmin

- B** 7200 SYP 2200 SYP
- C** NA 6000 SYP
- D** 250 SYP 500 SYP
- F** 70000 SYP 22000 SYP

Most common electricity source

- Main network
- Generator
- No source
- Solar alternative
- No information

Fuel Prices (SYP)*

- B** Butane (cannister)
- C** Coal (1kg)
- D** Diesel (1 litre)
- F** Firewood (1 tonne)

NFI Prices (SYP)*

- Cement (50kg)
- Floor mat (3*4m)
- Plastic tarpaulin (1m²)
- Tent (5 persons)

NA: not available for purchase

Sarmin

- Burning furniture in use
- Burning clothes
- Burning plastic

Most common strategies used to cope with a lack of fuel

Sarmin, Idleb Governorate

December 2017

WASH

Most common water source

Status of water source

- Water is safe to drink
- Water tastes/smells bad
- People sick after drinking
- No information

Sufficiency of available water to meet household needs

- Sufficient
- Insufficient
- No information

Most common method of garbage disposal

Sarmin

- Water trucking
- Public free collection

• 1/1 community assessed : Sarmin



Food Security

Sarmin



Bread: no info
Rice: 450 SYP
Lentils: 500 SYP
Sugar: 325 SYP
Cooking oil: 600 SYP

Private bakeries

No difficulties reported

1 to 10

Main challenges to obtaining food

- No challenges
- Some foods unavailable
- Local production decreased
- Lack of access to markets
- Some foods expensive
- Lack of resources to buy food
- Lack of access to fuel
- Cooking fuel unavailable
- No information

Bread (public): 1 pack
Rice: 1kg
Lentils: 1 kg
Sugar: 1kg
Cooking oil: 1 litre

Access to bread

- Most common source of bread
- Most common barriers to accessing bread
- Number of days, per month, where bread from private bakeries was unavailable

Education

Status of primary schools in village

- Functioning
- Not functioning
- Not available
- No information

Barriers to accessing education services

Sarmin

- Some facilities destroyed
- Lack of teaching staff
- Lack of school supplies

Health

Most common health problems

Chronic diseases
Acute respiratory infections

Most common barriers to accessing healthcare

No difficulties reported

Sarmin

Tamanaah, Idleb Governorate

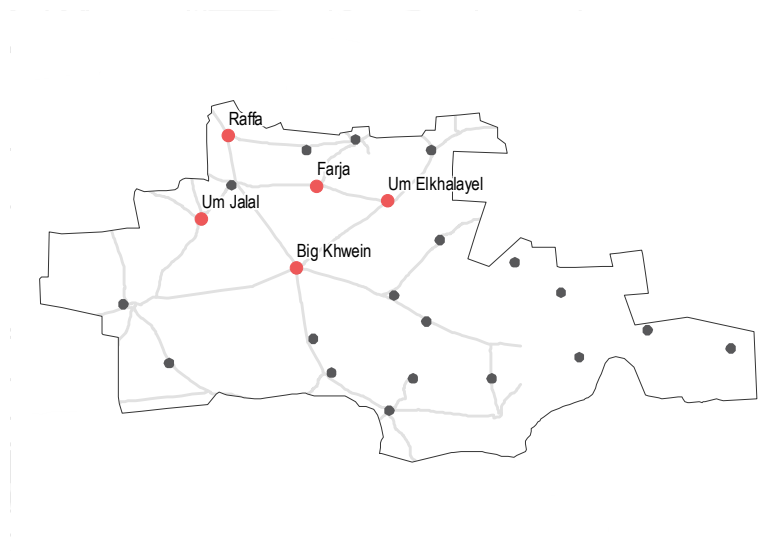
December 2017

Displacement

- % of pre-conflict population remaining
- % of population that are female
- % of female-headed households
- IDPs living in village
- New IDP arrivals
- Returnees

Community	% of pre-conflict population remaining	% of population that are female	% of female-headed households	IDPs living in village	New IDP arrivals	Returnees
Big Khwein	None	No info	No info	No info	No info	No info
Farja	None	No info	No info	No info	No info	No info
Raffa	None	No info	No info	No info	No info	No info
Um Elkhalayel	None	No info	No info	No info	No info	No info
Um Jalal	None	No info	No info	No info	No info	No info

• 5/24 communities assessed : Big Khwein, Farja, Raffa, Um Elkhalayel, Um Jalal



Shelter

- Independent apartment or house
- Shared apartment or house
- Unfinished apartment or house
- Tent
- Private space not for shelter
- Cave/natural shelter
- Collective public space not for shelter
- No IDPs
- No information
- Min - Max: rent paid per room (where known)

Community	NDPs	IDPs
Big Khwein	No info	No info
Farja	No info	No info
Raffa	No info	No info
Um Elkhalayel	No info	No info
Um Jalal	No info	No info

Livelihoods

Most common sources of income

Most common strategies used to cope with lack of income / resources

Community	Most common sources of income	Most common strategies used to cope with lack of income / resources
Big Khwein	No info	No info
Farja	No info	No info
Raffa	No info	No info
Um Elkhalayel	No info	No info
Um Jalal	No info	No info

NFIs

Community	Electricity source	Fuel Prices (SYP)*	NFI Prices (SYP)*
Big Khwein	No info	No info	No info
Farja	No info	No info	No info
Raffa	No info	No info	No info
Um Elkhalayel	No info	No info	No info
Um Jalal	No info	No info	No info

- Most common electricity source
- Main network
- Generator
- No source
- Solar alternative
- No information
- Fuel Prices (SYP)*
- B** Butane (cannister)
- C** Coal (1kg)
- D** Diesel (1 litre)
- F** Firewood (1 tonne)
- NFI Prices (SYP)*
- Cement (50kg)
- Floor mat (3*4m)
- Plastic tarpaulin (1m²)
- Tent (5 persons)
- NA: not available for purchase

Big Khwein
No info

Farja
No info

Raffa
No info

Most common strategies used to cope with a lack of fuel

Um Elkhalayel
No info

Um Jalal
No info

Tamanaah, Idleb Governorate

December 2017

WASH

- Most common water source**
- Status of water source**
- Water is safe to drink
 - Water tastes/smells bad
 - People sick after drinking
 - No information
- Sufficiency of available water to meet household needs**
- Sufficient
 - Insufficient
 - No information
- Most common method of garbage disposal**

Big Khwein

XXX No info

🗑️ No info

Farja

XXX No info

🗑️ No info

Raffa

XXX No info

🗑️ No info

Um Elkhalayel

XXX No info

🗑️ No info

Um Jalal

XXX No info

🗑️ No info

• 5/24 communities assessed : Big Khwein, Farja, Raffa, Um Elkhalayel, Um Jalal



Education

- Status of primary schools in village**
- Functioning
 - Not functioning
 - Not available
 - No information
- Barriers to accessing education services**

Raffa

No info

Um Elkhalayel

No info

Um Jalal

No info

Big Khwein

No info

Farja

No info

Health

🏥 Most common health problems

🏠 Most common barriers to accessing healthcare

Big Khwein

No info

No info

Farja

No info

No info

Raffa

No info

No info

Um Elkhalayel

No info

No info

Um Jalal

No info

No info

Food Security

Big Khwein

✗

Bread: no info
Rice: no info
Lentils: no info
Sugar: no info
Cooking oil: no info

🌾 No info

🍷 No info

✗ No info

Farja

✗

Bread: no info
Rice: no info
Lentils: no info
Sugar: no info
Cooking oil: no info

🌾 No info

🍷 No info

✗ No info

Raffa

✗

Bread: no info
Rice: no info
Lentils: no info
Sugar: no info
Cooking oil: no info

🌾 No info

🍷 No info

✗ No info

Um Elkhalayel

✗

Bread: no info
Rice: no info
Lentils: no info
Sugar: no info
Cooking oil: no info

🌾 No info

🍷 No info

✗ No info

Um Jalal

✗

Bread: no info
Rice: no info
Lentils: no info
Sugar: no info
Cooking oil: no info

🌾 No info

🍷 No info

✗ No info

Main challenges to obtaining food

- No challenges
- Some foods unavailable
- Local production decreased
- Lack of access to markets
- Some foods expensive
- Lack of resources to buy food
- Lack of access to fuel
- Cooking fuel unavailable
- No information

Bread (public): 1 pack
Rice: 1kg
Lentils: 1 kg
Sugar: 1kg
Cooking oil: 1 litre

Access to bread

🌾 Most common source of bread

🍷 Most common barriers to accessing bread

✗ Number of days, per month, where bread from private bakeries was unavailable

Teftnaz, Idleb Governorate

December 2017

Displacement

% of pre-conflict population remaining	Shallakh 76-100%	51-75%	1-25%
% of population that are female	Yes	No	No
% of female-headed households	Talhiyeh 76-100%	51-75%	1-25%
IDPs living in village	Yes	No	No
New IDP arrivals	Teftnaz 51-75%	51-75%	1-25%
Returnees	Yes	No	No

• 3/7 communities assessed : Shallakh, Talhiyeh, Teftnaz



Shelter

Independent apartment or house	Shallakh NDPs IDPs 4000 - 5000 SYP
Shared apartment or house	Talhiyeh NDPs IDPs 3000 - 4000 SYP
Unfinished apartment or house	Teftnaz NDPs IDPs 3000 - 4000 SYP
Tent	
Private space not for shelter	
Cave/natural shelter	
Collective public space not for shelter	
No IDPs	
No information	
Min - Max: rent paid per room (where known)	

Livelihoods

	Most common sources of income	Most common strategies used to cope with lack of income / resources
Shallakh	Daily employment Farm owning Business/trade	Borrowing from family/friends Reducing meal size
Talhiyeh	Daily employment Farm owning Business/trade	Borrowing from family/friends Skipping meals Reducing meal size
Teftnaz	Daily employment Farm owning Business/trade	Borrowing from family/friends Selling household assets Skipping meals

NFIs

Shallakh	B 7000 SYP 2000 SYP
C NA 6000 SYP	D 250 SYP 500 SYP
F NA 23500 SYP	
Talhiyeh	B 7000 SYP 2200 SYP
C NA 6500 SYP	D 250 SYP 500 SYP
F NA 23000 SYP	
Teftnaz	B 7000 SYP 2200 SYP
C NA 6000 SYP	D 250 SYP 500 SYP
F NA 22000 SYP	

Most common electricity source	Main network
	Generator
	No source
	Solar alternative
	No information
Fuel Prices (SYP)*	B Butane (cannister)
	C Coal (1kg)
	D Diesel (1 litre)
	F Firewood (1 tonne)
NFI Prices (SYP)*	Cement (50kg)
	Floor mat (3*4m)
	Plastic tarpaulin (1m ²)
	Tent (5 persons)
	NA: not available for purchase

Shallakh
Burning furniture in use
Burning plastic

Talhiyeh
Burning furniture in use
Burning clothes
Burning plastic

Teftnaz
Burning furniture in use
Burning plastic

Most common strategies used to cope with a lack of fuel

Teftnaz, Idleb Governorate

WASH

- Most common water source**
- Status of water source**
- Water is safe to drink
 - Water tastes/smells bad
 - People sick after drinking
 - No information
- Sufficiency of available water to meet household needs**
- Sufficient
 - Insufficient
 - No information
- Most common method of garbage disposal**

Shallakh

- Network
- Private paid collection

Talhiyeh

- Water trucking
- Left in street / public area

Teftnaz

- Water trucking
- Public free collection

• 3/7 communities assessed : Shallakh, Talhiyeh, Teftnaz



Education

- Status of primary schools in village**
- Functioning
 - Not functioning
 - Not available
 - No information
- Barriers to accessing education services**

Teftnaz

Most children accessed education

Shallakh

Most children accessed education

Talhiyeh

Lack of teaching staff
Lack of school supplies

Health

Most common health problems

Chronic diseases
Acute respiratory infections

Most common barriers to accessing healthcare

No facilities in the area
High cost of transportation
Lack of transportation

Shallakh

Skin diseases
Chronic diseases
Acute respiratory infections

Talhiyeh

No facilities in the area
High cost of transportation
Lack of transportation

Teftnaz

Chronic diseases
Acute respiratory infections

No difficulties reported

Food Security

Shallakh

Bread: no info
Rice: 450 SYP
Lentils: 500 SYP
Sugar: 325 SYP
Cooking oil: 600 SYP

Shops

No difficulties reported

Private bakeries unavailable

Talhiyeh

Bread: no info
Rice: 450 SYP
Lentils: 500 SYP
Sugar: 325 SYP
Cooking oil: 600 SYP

Private bakeries

No difficulties reported

1 to 10

Teftnaz

Bread: 75 SYP
Rice: 450 SYP
Lentils: 500 SYP
Sugar: 325 SYP
Cooking oil: 600 SYP

Public bakeries

No difficulties reported

1 to 10

Main challenges to obtaining food

- No challenges
- Some foods unavailable
- Local production decreased
- Lack of access to markets
- Some foods expensive
- Lack of resources to buy food
- Lack of access to fuel
- Cooking fuel unavailable
- No information

Bread (public): 1 pack
Rice: 1kg
Lentils: 1kg
Sugar: 1kg
Cooking oil: 1 litre

Access to bread

- Most common source of bread
- Most common barriers to accessing bread
- Number of days, per month, where bread from private bakeries was unavailable