

### OVERALL FINDINGS: 12-18 June

- 146 out of 1,183 ISMI-covered communities in Aleppo, Ar-Raqqa, Deir-ez-Zor, Hama, Homs and Idleb governorates experienced inward or outward movement of IDPs:
  - 16,136 IDP departures
  - 14,449 IDP arrivals
- A total of 3,006 IDP departures were recorded leaving Qanat Elghrra community in Menbij sub-district in Aleppo governorate.
- Continued military operations in and around Ar-Raqqa sub-district<sup>3</sup> led to continued outward displacement of individuals, with 2,700 IDPs arriving in Karama city in Karama sub-district.

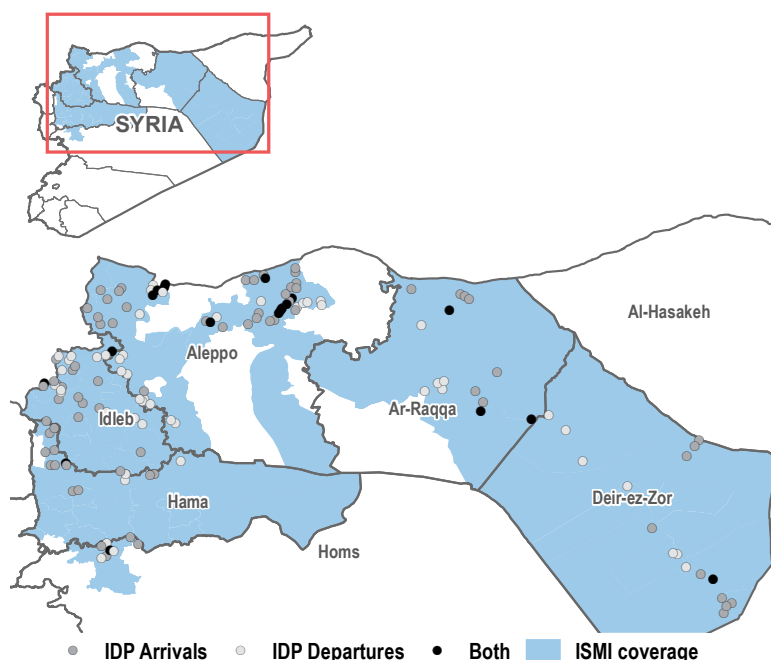


Table 1: Recorded IDP arrivals to ISMI-covered communities, by governorate 12-18 June 2017

		IDP ARRIVALS				Change to last week	Last week Reported arrivals (# IDPs)	Week before Reported arrivals (# IDPs)	
		Reported arrivals (#IDPs)	Communities with largest IDP arrivals (# IDPs)		Most common origins <sup>1</sup> of IDP arrivals (# IDPs)				
GOVERNORATE	Aleppo	7,871	Qanat Shekh Tabbash (1,585)	Al Bab (1,425)	Qanat Elghrra (1,431)	Ein Issa (1,273)	↑	6,051	3,978
	Ar-Raqqa	3,733	Karama (2,700)	Sabka (315)	Ar-Raqqa (774)	Sabka (330)	↑	1,472	3,007
	Idleb	1,954	Armanaz (504)	Kafr Takharim (250)	Madiq Castle (586)	Ar-Raqqa (366)	↑	1,112	2,638
	Hama	483	Zayzun (60)	Treismeh (48)	Halfaya (147)	Sanjar (40)	↓	501	590
	Deir-ez-Zor	403	Al Mayadin (114)	Abu Kamal (55)	Abu Kamal (159)	Salhiyeh (159)	↑	318	453
	Homs	66	Talbiseh (17)	Zmeimer (15)	Ar-Rastan (30)	Ghanto (17)	↑	33	50

Table 2: Recorded IDP departures from ISMI-covered communities, by governorate, 12-18 June 2017

		IDP DEPARTURES				Change to last week	Last week Reported departures (# IDPs)	Week before Reported departures (# IDPs)	
		Reported departures (# IDPs)	Communities with largest IDP departures (# IDPs)		Most common destinations <sup>2</sup> of IDP departures (# IDPs)				
GOVERNORATE	Aleppo	8,390	Qanat Elghrra (3,006)	Azaz (1,050)	Qanat Shekh Tabbash (2,259)	Al-Thawrah (846)	↑	3,770	3,243
	Ar-Raqqa	5,214	Ein Issa (3,734)	Ar-Raqqa (480)	Menbij (1,140)	Ein Issa (685)	↑	3,881	4,438
	Idleb	1,925	Atma Camp (1,112)	Dadikh (200)	Baarbu (342)	Kafraajna (314)	↑	1,310	1,826
	Deir-ez-Zor	372	Mathlum (78)	Dablan (60)	Ab al-Khwain (111)	Mabruka (83)	↓	407	97
	Hama	134	Khafsine (42)	Um Hartein (40)	Hama (42)	Khan Shaykun (29)	↓	170	54
	Homs	101	Ar-Rastan (56)	Makrumiyeh (20)	Ar-Rastan (30)	Zmeimer (21)	↑	14	54

<sup>1</sup> Location of origin refers to the most recent location from which IDPs have departed.

<sup>2</sup> The ISMI weekly displacement summary tracks only displacements which occur inside Syria.

<sup>3</sup> UNOCHA, Ar-Raqqa Situation Report No. 8, <http://reliefweb.int/report/syrian-arab-republic/syria-crisis-ar-raqqa-situation-report-no-8-10-june-2017-enar>

### AR-RAQQA GOVERNORATE

#### Recorded IDP arrivals

- 3,733 IDPs
- % of arrivals from other governorates: 0%

#### Most common shelter of newly arrived IDPs

- Individual tents (2,320 IDPs)
- Hosted (164 IDPs)

#### Recorded IDP departures

- 5,214 IDPs
- % of departures to other governorates: 45%


#### Most common reasons for IDPs leaving Ar-Raqqa communities

- Escalation of conflict
- Current location is intended as transit only

Overall, 3,733 IDPs arrived in ISMI-covered communities in Ar-Raqqa governorate over the past week, entirely from communities elsewhere in the governorate. **Karama (3,174) sub-district** (Figure 1) saw the largest number of arrivals, many of whom originated from Ar-Raqqa sub-district, including from **Ar-Raqqa city (305)**. Other IDP arrivals in Karama sub-district travelled from **Sabka (405) sub-district**.

Simultaneously, 5,214 IDPs departed ISMI-covered communities this week, with most leaving for destinations within the governorate, but a significant minority intending to travel to **Aleppo and Al-Hasakeh governorates**. The largest departures were recorded in **Ein Issa (3,734) sub-district** with IDPs travelling to **Menbij (1,140), A'zaz (656) and Quamishli (570) sub-districts**. **Ar-Raqqa (1,280) sub-district** saw the second largest number of departures, with outward movement recorded to **Ein Issa (685), Al-Thawrah (247) and Mansura (168) sub-districts**.

Figure 1: Ar-Raqqa sub-districts receiving the largest IDP arrivals (# IDPs)



Map 2: Major displacement within Ar-Raqqa governorate

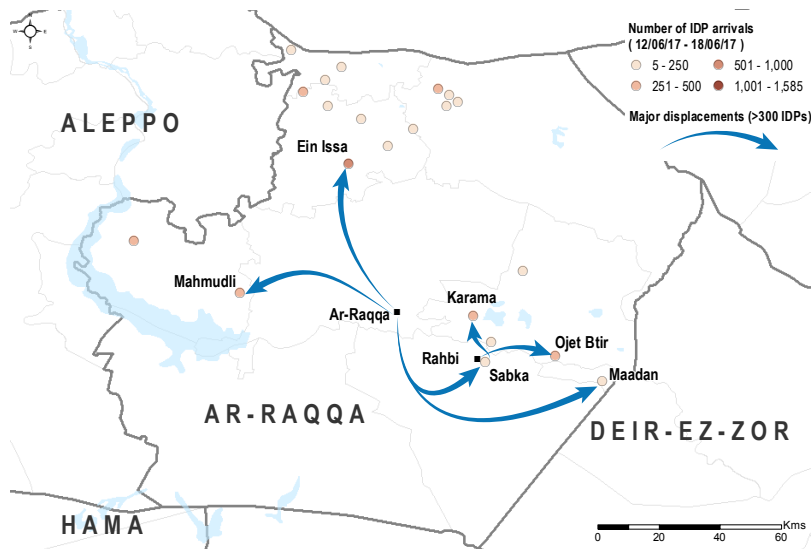


Figure 2: Five most common sub-districts of origin of arrivals' (# IDP)

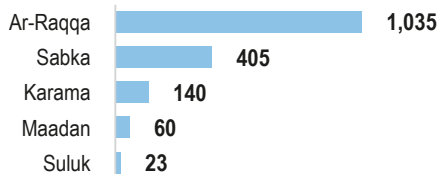
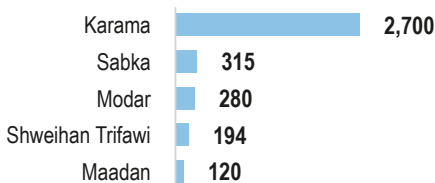


Figure 3: Five ISMI-covered communities receiving largest IDP arrivals (# IDP)



### IDLEB GOVERNORATE

Over the past week, a total of 1,954 IDPs arrived to ISMI-covered areas in Idleb governorate. The majority of new arrivals were recorded in **Armanaz (504), Darkosh (421) and Kafr Takharim (250) sub-districts** (Figure 4). IDPs most commonly arrived from outside the governorate, from **Madiq Castle (586) sub-district in Hama governorate, Damascus (410) and Ar-Raqqa (366) sub-districts** among others (Figure 6).

Meanwhile, a total of 1,925 IDPs were reported as departing ISMI-covered communities. **Atma Camp (1,112)** saw the greatest number of departures, followed by **Dadikh (200) and Dana (198) communities**, mostly to destinations within the governorate, such as **Khan Shaykun (342), Heish (314) and Kafr Nobol (258) sub-districts**.

Figure 4: Idleb sub-districts receiving the largest IDP arrivals (# IDPs)

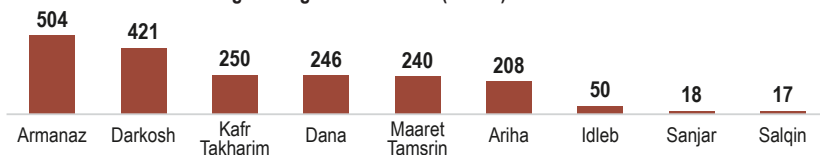


Figure 5: Five ISMI-covered communities receiving largest IDP arrivals (# IDP)

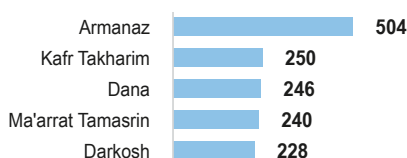
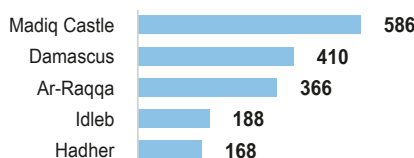


Figure 6: Five most common sub-districts of origin of arrivals' (# IDP)



#### Recorded IDP arrivals

- 1,954 IDPs
- % of arrivals from other governorates: 86%

#### Most common shelter of newly arrived IDPs

- Rented/owned housing (1,007 IDPs)
- Camps (972 IDPs)

#### Recorded IDP departures

- 1,925 IDPs
- % of departures to other governorates: 19%

#### Most common reasons for IDPs leaving Idleb communities

- Reduced conflict in area of origin
- Improved safety and security in area of origin

## ALEPPO GOVERNORATE

### Recorded IDP arrivals

- 7,871 IDPs

### % of arrivals from other governorates

- 55%

### Most common shelter of newly arrived IDPs

- Individual tents (2,274 IDPs)
- Camps (1,856 IDPs)

### Recorded IDP departures

- 8,390 IDPs

### % of departures to other governorates

- 19%

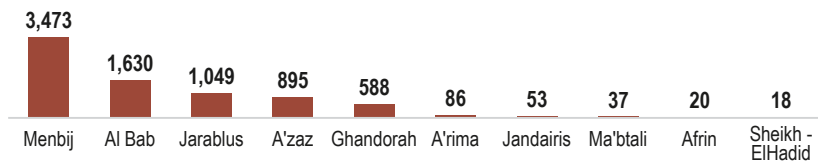
### Most common reasons for IDPs leaving Aleppo communities

- Reduced conflict in area of origin
- Reduced access to food

A total of 7,871 IDPs arrived in ISMI-covered Aleppo communities this week. This involved the continued displacement of IDPs from Ar-Raqqa governorate due to intensified conflict<sup>3</sup>, including **Ar-Raqqa (1,294)** and **Ein Issa (1,273)** sub-districts (Figure 7). IDPs leaving Ein Issa most commonly travelled to **Menbij (1,217)** sub-district, while **1,254 IDPs from Ar-Raqqa** travelled to Al Bab sub-district. Menbij sub-district saw the largest number of IDP arrivals, many arriving from elsewhere within the sub-district. Specifically, **1,431 IDPs originating from Qanat Elghrra community** to the south arrived in Qanat Shekh Tabbash community.

Meanwhile, a total of **8,390 IDPs were recorded departing ISMI-covered communities** this week, most commonly leaving **Menbij (5,647)** sub-district. Around half of those departures were from the community of **Qanat Elghrra (3,006)**, with a significant proportion travelling to **Qanat Shekh Tabbash (2,259)** community within Menbij sub-district, and a smaller number of IDPs departing to **Al-Thawrah (279)** community in Ar-Raqqa governorate.

Figure 7: Aleppo sub-districts receiving the largest IDP arrivals (# IDPs)



Map 1: Major displacement within and to Aleppo governorates

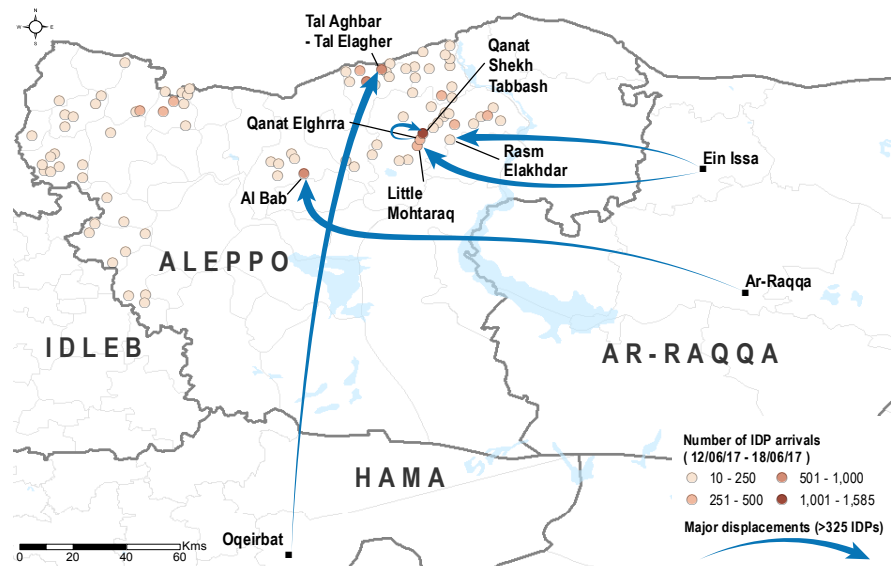


Figure 8: Five ISMI-covered communities receiving largest IDP arrivals (# IDP)

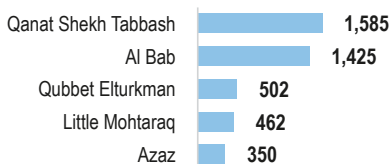
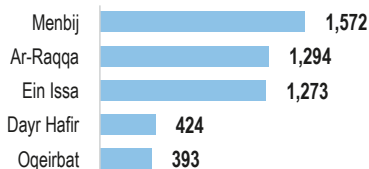


Figure 9: Five most common sub-districts of origin of arrivals<sup>2</sup> (# IDP)



## DEIR-EZ-ZOR GOVERNORATE

A total of 403 IDPs were recorded arriving to ISMI-covered communities in Deir-ez-Zor in the past week, with the largest inward movements being recorded in **Al Mayadin (114)**, **Sur (96)** and **Abu Kamal (83)** sub-districts (Figure 10). Almost half of the recent arrivals travelled from outside the governorate, travelling to Deir-ez-Zor from **Ar-Raqqa (184)** sub-districts.

During the past week, **372 IDPs left ISMI-covered communities, mostly from Ashara (143) sub-district**. The majority of IDP departures were to destinations outside the governorate, travelling to the communities of **Ab al-Khwain (111)** in Idlib governorate and **Mabruka (83)** in Al-Hasakeh governorate among others.

Figure 10: Deir-ez-Zor sub-districts receiving the largest IDP arrivals (# IDPs)

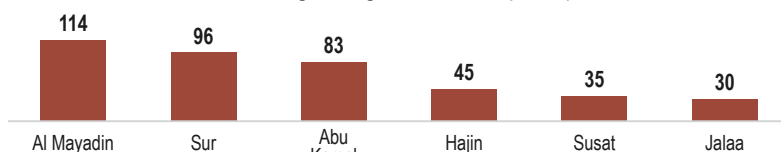


Figure 11: ISMI-covered communities receiving largest IDP arrivals (# IDP)

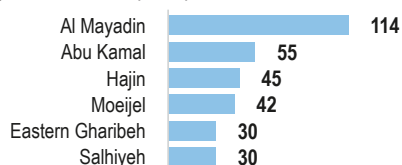
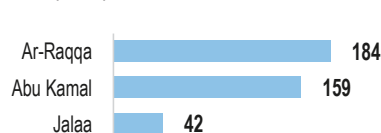


Figure 12: Most common sub-districts of origin of arrivals<sup>2</sup> (# IDP)



### Recorded IDP arrivals

- 403 IDPs

### % of arrivals from other governorates

- 46%

### Most common shelter of newly arrived IDPs

- Rented/owned housing (164 IDPs)
- Hosted (127 IDPs)

### Recorded IDP departures

- 372 IDPs

### % of departures to other governorates

- 76%

### Most common reasons for IDPs leaving Deir-ez-Zor communities

- Escalation of conflict
- Current location is intended as transit only

## HAMA GOVERNORATE

### Recorded IDP arrivals

- 483 IDPs
- % of arrivals from other governorates: 25%

### Most common shelter of newly arrived IDPs

- Rented/owned housing (307 IDPs)
- Hosted (130 IDPs)

### Recorded IDP departures

- 134 IDPs
- % of departures to other governorates: 35%

### Most common reasons for IDPs leaving Hama communities

- Loss of income
- Safety and security situation in the community compared to elsewhere

A total of **483 IDP arrivals** were recorded in ISMI-covered communities in Hama in the past week. The majority of arrivals originated from within the governorate. **Madiq Castle (191), Ziyara (114) and Muhradah (84) sub-districts** received the largest IDP arrivals (Figure 13), with around a third of all arrivals to ISMI-covered Hama communities travelling from **Muhradah (147) sub-district** (Figure 15).

Meanwhile, **134 IDPs left ISMI-covered communities in Hama**, mostly to other locations within Hama governorate such as **Hama city (42)**, stating a loss of income and escalation of conflict as the reasons for their departure. Extra-governmental movement was also recorded, with a number of IDPs travelling to **Khan Shaykun (29) sub-district** in Idlib governorate.

Figure 13: Hama sub-districts receiving the largest IDP arrivals (# IDPs)

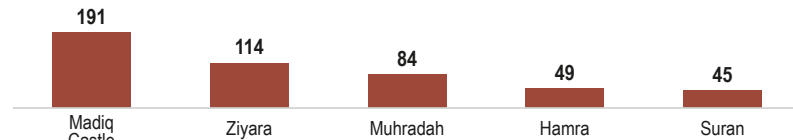


Figure 14: ISMI-covered communities receiving largest IDP arrivals (# IDP)


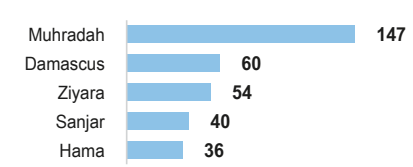


Figure 15: Five most common sub-districts of origin of arrivals<sup>1</sup> (# IDP)



## HOMS GOVERNORATE

Overall **66 IDPs arrived to ISMI-covered communities in Homs this week**, with arrivals divided nearly equally between **Ar-Rastan (34) and Talbiseh (32) sub-districts**. Mostly IDP arrivals came from communities within the governorate, including **Ar-Rastan (30), Ghanto (17) and Ballan (12)**.

Additionally, **101 IDPs departed from Ar-Rastan (56) and Talbiseh (45) sub-districts**, all reportedly travelling to elsewhere in the governorate. The **most common destinations of IDPs leaving ISMI-covered communities in Hama were Ar-Rastan (30), Zmeimer (21) and Farhaniyeh (21) communities**.

Figure 16: Homs sub-districts receiving the IDP arrivals (# IDPs)

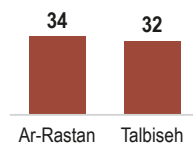


Figure 17: Five ISMI-covered communities receiving largest IDP arrivals (# IDP)


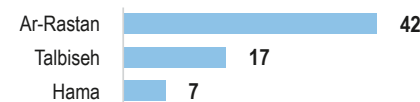


Figure 18: Most common sub-districts of origin of arrivals<sup>3</sup> (# IDP)



### Recorded IDP arrivals

- 66 IDPs
- % of arrivals from other governorates: 11%

### Most common shelter of newly arrived IDPs

- Rented/owned housing (34 IDPs)
- Hosted (19 IDPs)

### Recorded IDP departures

- 101 IDPs
- % of departures to other governorates: 0%

### Most common reasons for IDPs leaving Homs communities

- Safety and security situation in the community compared to elsewhere
- Improved safety and security in area of origin

## About ISMI & This Factsheet

The **IDP Situation Monitoring Initiative (ISMI)** is an initiative of the Camp Coordination and Camp Management (CCCM) Cluster, implemented by REACH and supported by Syria Relief Network (SRN) and other cluster members.

Following a baseline assessment conducted between 23 October and 21 November 2016, weekly data collection cycles have been initiated to provide regular updates on IDP movements. Based on 1,183 communities in the governorates of Aleppo, Ar-Raqqa, Deir-ez-Zor, Hama, Homs and Idlib during the baseline, this factsheet presents a summary of reported inward and outward movements of IDPs in the month of June 2017. **From 12-18 June 2017, such displacements were reported in 146 communities out of all ISMI-covered communities.**

Displacement was identified through an extensive key informant (KI) network, either through alert initiated by KIs or follow-up by enumerators. A range of 2-3 KIs were interviewed in each community, while collected information was further triangulated through other sources, including CCCM member data and humanitarian updates. This approach allows for regular updates on IDP movements at a community level across ISMI coverage areas. However, movement updates are limited to areas covered by ISMI and there are, therefore, displacements that are not reported here.

### An initiative of



Feedback: CCCM Cluster  
Northern Syria

Email: [syria.cross.border.info@ccmcluster.org](mailto:syria.cross.border.info@ccmcluster.org),  
Info: <http://www.globalccmcluster.org>,  
<https://www.humanitarianresponse.info>

### Implemented by

