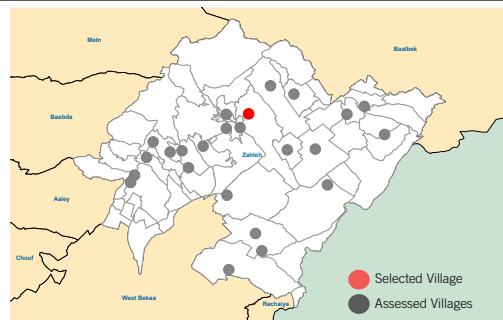


Reported Top Needs

	Host Communities		Displaced	
	Female	Male	Female	Male
Winterisation	23%	11%	30%	26%
Food	2%	0%	21%	18%
Roads	7%	21%	0%	0%
Electricity	5%	21%	0%	3%
Employment	18%	13%	4%	16%
Health	14%	8%	14%	5%
Waste Water Mgmt	9%	13%	0%	0%
Drinking Water	2%	3%	7%	13%
Education	9%	5%	4%	5%
Shelter	2%	0%	7%	8%



Host Displaced

Demographic Pressure

Top 3 reasons for moving in Last 3 years Last 6 months

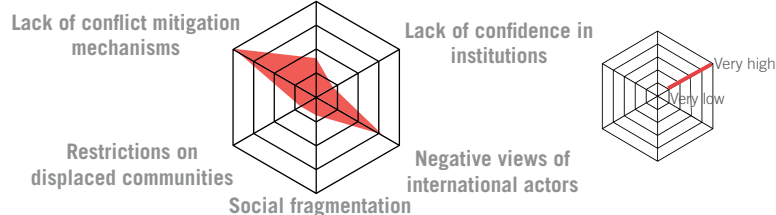
- | | | |
|-------------------------------|---|---------------------|
| Lack of affordable housing | 1 | Knew friends/family |
| More employment opportunities | 2 | Safety concerns |
| N/A | 3 | N/A |

97% of hosts reported significant population increase in the last 3 years

92% of displaced reported significant population increase in the last 6 months

Social Stability

Potential sources of tensions related to: Lack of Social interaction



Host Displaced

Reported issues causing community divisions

- | | | |
|-------------------------------|---|--|
| Overstretched resources | 1 | Job shortages |
| Overstretched public services | 2 | Historical problems between Syrian/Lebanese or PRS/PRL |
| Job shortages | 3 | Housing shortages/rent increase |

Income & Poverty

Main sources of income

- | | | |
|-----------------------------------|---|-----------------------------------|
| Unskilled non-agricultural labour | 1 | Unskilled agricultural labour |
| Unskilled agricultural labour | 2 | Unskilled non-agricultural labour |
| Formal commerce | 3 | Humanitarian aid |

Most common mode of employment

Regular Irregular/temporary

Average monthly HH income

\$1046 as reported by respondents **\$189**

Reported changes in unemployment in last 3 years/6 months

Increased Increased

Most Commonly Reported HH expenditures on basic food staples

51 - 60% **0 - 10%**

Most Commonly Reported HH expenditures on essential non-food items

21 - 30% **21 - 30%**

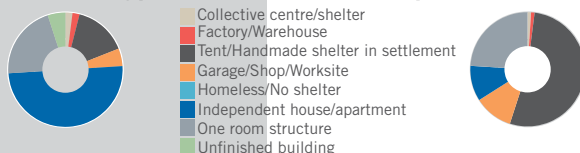
Top coping mechanisms to cover cost of basic needs

- | | | |
|--------------------------------|---|--------------------------------|
| Buy cheaper/lower quality food | 1 | Buy cheaper/lower quality food |
| Borrow money/food | 2 | Rely on aid (UN/NGOs) |
| Credit | 3 | Reduce number of meals |

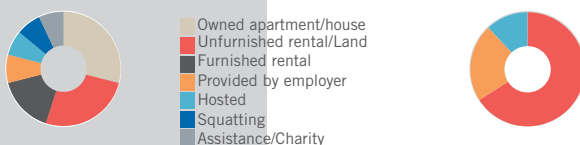
Host Displaced

Shelter

Main types of accommodation reported



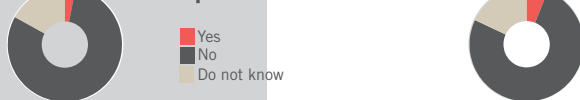
Kind of occupancy arrangement



Average monthly household rent

\$301 **\$83**

Reported evictions



have heard reports of evictions

Electricity

Average hours of electricity reported per day

20h **17h**

Average monthly HH expenditure reported

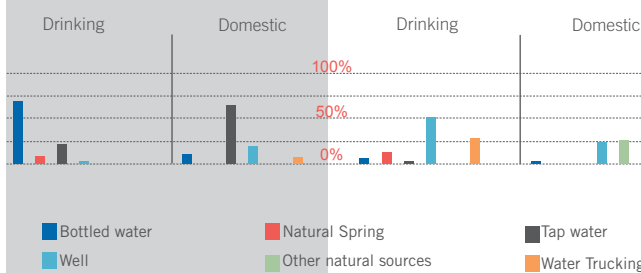
\$112 **\$65**

Main source of electricity

Public network Public network

Water

Top sources for drinking and domestic water



Average monthly expenditure on drinking water per HH

\$38 **\$26**

Average monthly expenditure on domestic water per HH

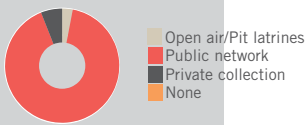
\$36 **\$31**

Host

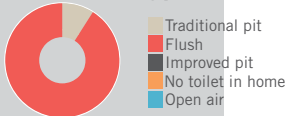
Displaced

Wastewater Management

Main wastewater systems



Types of toilets



Access to showering and washing facilities

100%

of respondents HH have access to showering and washing facilities

94%

Reported flooding or presence of stagnant water within community in the last 12 months

44%

reported flooding in immediate surroundings

31%

Solid Waste Management

Main type of solid waste disposal

Public collection

Landfill

In the last 3 months

Refuse/garbage

35%

of respondents reported noticeable excess refuse/garbage

39%

Presence of pests

32%

of respondents reported noticeable presence of flies, rodents, and insects

59%

Health

Most commonly reported child illnesses

- Diarrhea ① Diarrhea
- Acute respiratory diseases ② Acute respiratory diseases
- Skin rashes ③ Chicken pox

Top 3 challenges in accessing health services

- Cost of health services ① Cost of health services
- Cost of medicines ② Cost of medicines
- No affordable transportation ③ No affordable transportation

Participated in polio campaigns in last 3 months

73%

took their children to be vaccinated in polio campaign

100%

Reasons for not participating in polio campaigns



Host

Displaced

Education

Out of 33 caregivers 75% of caregivers reported children enrolled 2013-14

Out of 32 caregivers 7% of caregivers reported children enrolled 2013-14

Out of 33 caregivers 75% of caregivers reported children enrolled 2014-15

Out of 32 caregivers 57% of caregivers reported children enrolled 2014-15

Out of 9 adolescents N/A adolescents were enrolled 2013-14

Out of 8 adolescents N/A adolescents were enrolled 2013-14

Out of 9 adolescents N/A adolescents are enrolled 2014-15

Out of 8 adolescents N/A adolescents are enrolled 2014-15

Non-formal education opportunities

79%

reported there are no non-formal education opportunities

30%

Top reported challenges in accessing education

- Cost of school fees ① Cost of school fees
- Cost of school supplies ② Cost of school supplies
- No affordable transportation ③ Language barriers

Children and Women

Birth registration

7%

respondents reported cases of unregistered births

41%

Vulnerable population groups living within community

Average reported proportion of	
4%	Separated women
4%	Widowed women
0%	Unaccompanied children minors
5%	Orphans
5%	Pregnant women
6%	Girls married before 18

Population groups engaged in income generation

- Men (18+) ① Men (18+)
- Women (18+) ② Male adolescents (12-17)
- Male adolescents (12-17) ③ Women (18+)

Reasons why women may not be participating in the labor force

- Traditional values/customs ① Traditional values/customs
- N/A ② Household and child raising responsibilities
- N/A ③ Safety concerns outside of home

Main activities for out of school boys under 18

- Informal employment ① Informal employment
- Household chores/Child care ② Household chores/Child care
- Begging ③ Begging

Main activities for out of school girls under 18

- Household chores/Child care ① Household chores/Child care
- Informal employment ② Informal employment
- Begging ③ Begging

Cases of abuses and services

3%

of respondents heard of cases of abuse, exploitation or sexual violence in last 6 months

0%

4%

of respondents know of services available for women and children at risk or survivors of violence, abuse or exploitation

0%