

OVERALL FINDINGS: 28 NOVEMBER – 4 DECEMBER

- 103 out of 1,073 ISMI-covered communities in Aleppo, Ar-Raqqqa, Hama, Homs and Idleb governorates experienced inward or outward movement of IDPs.
 - 33,678 IDP arrivals
 - 10,224 IDP departures
- The ongoing offensive in Al Bab¹ triggered some of the largest IDP movements, with 8,106 and 7,000 IDPs displaced from Al Bab and As-Safira communities respectively to other areas in Aleppo governorate.
- Considerable recorded movement within and out of Ar-Raqqqa governorate has been caused by the ongoing offensive in Ar-Raqqqa², with 4,134 IDPs departing communities in the governorate this week.

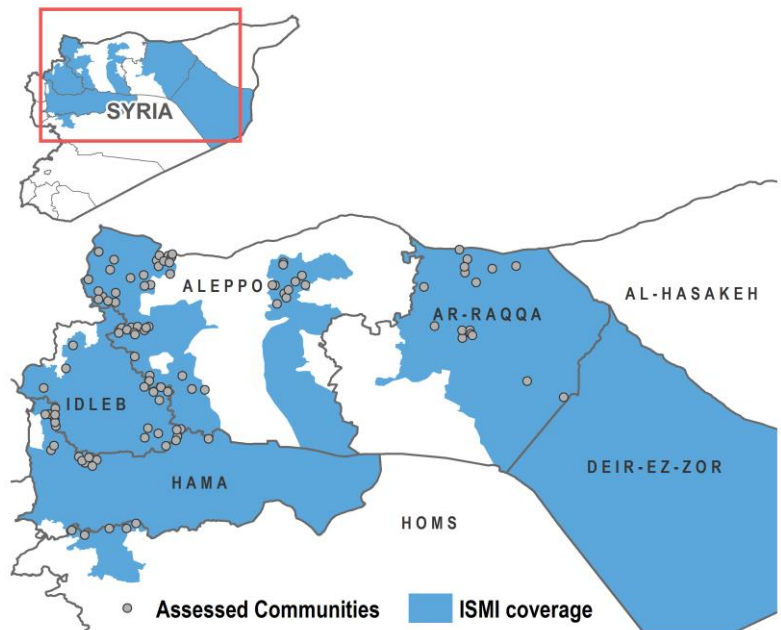


Table 1: Recorded IDP arrivals to ISMI-covered communities, by governorate, 28 November – 4 December 2016

		IDP ARRIVALS					Last week	
		Reported arrivals (# IDPs)	Communities with largest IDP arrivals (# IDPs)		Most common origin of IDP arrivals ³ (# IDPs)		Change to last week	Reported arrivals (# IDPs)
GOVERNORATE	Aleppo	30,234	Shmarekh (15,000)	Menbij (4,326)	A Bab (8,106)	As-Safira (7,000)	↑	2,862
	Idleb	1,524	Armanaz (450)	Jisr-Ash-Shugur (240)	Jebel Saman (245)	Darayya (210)	↓	12,651
	Ar-Raqqqa	756	Tell Abiad (300)	Amin and Tal Hammam (150 each)	Hazmieh (162)	Ar-Raqqqa (101)	NA	NA
	Homs	690	Burj Qaei (510)	Ar-Rastan (120)	Samalil (425)	Tal Dahab (140)	↑	300
	Hama	474	Bayud (108)	Ankawi (54)	Halfaya (142)	Suran and Latmana (55 each)	↓	585
	Deir-ez-Zor	NA ⁴	NA	NA	NA	NA	NA	NA

Table 2: Recorded IDP departures from ISMI-covered communities, by governorate, 28 November – 4 December 2016

		IDP DEPARTURES				Last week		
		Reported departures (# IDPs)	Communities with largest IDP departures (# IDPs)		Most common destinations of IDP departures (# IDPs)		Change to last week	Reported departures (# IDPs)
GOVERNORATE	Aleppo	5,700	Shamarin (2,400)	Talil Elsham (600)	Mare' (350)	Akhtrein (225)	↓	8,334
	Ar-Raqqqa	4,134	Tal Hammam (1,200)	Tell Abiad (900)	Andalus (670)	Damascus (325)	NA	NA
	Idleb	240	Jisr-Ash-Shugur (240)	NA	Turkey (200)	NA	↓	1,518
	Homs	117	Ar-Rastan (90)	Ghasbiyeh (12)	Dar Kabira (105)	Talbiseh and Zafaraniya (6 each)	↓	576
	Hama	48	Hamamiya and Mansura (18 each)	Kherbet Elnaqus (12)	Tal Milh (18)	Madiq Castle (15)	↓	120
	Deir-ez-Zor	NA ⁴	NA	NA	NA	NA	NA	NA

¹ UNHCR, [Syria: Flash Update on Recent Events](#), 7 December 2016; Reuters, [Turkish-backed rebels and Kurds battle over Syria's al Bab](#), 21 November 2016.

² UNICEF, [Syrian families flee fighting in Raqqqa area, as humanitarian needs increase](#), 17 November 2016.

³ Location of origin refers to the most recent location IDPs have departed from

⁴ Deir-ez-Zor governorate was not assessed this week due to operational constraints, so IDP arrival and departure figures are not available

ALEPPO GOVERNORATE

Recorded IDP arrivals

- 30,234 IDPs

% of arrivals from other governorates

- 1%

Most common shelter of newly arrived IDPs

- Camps (18,053)
- Rented/owned housing (3,281)
- Hosted accommodation (2,554)

Recorded IDP departures

- 5,700 IDPs

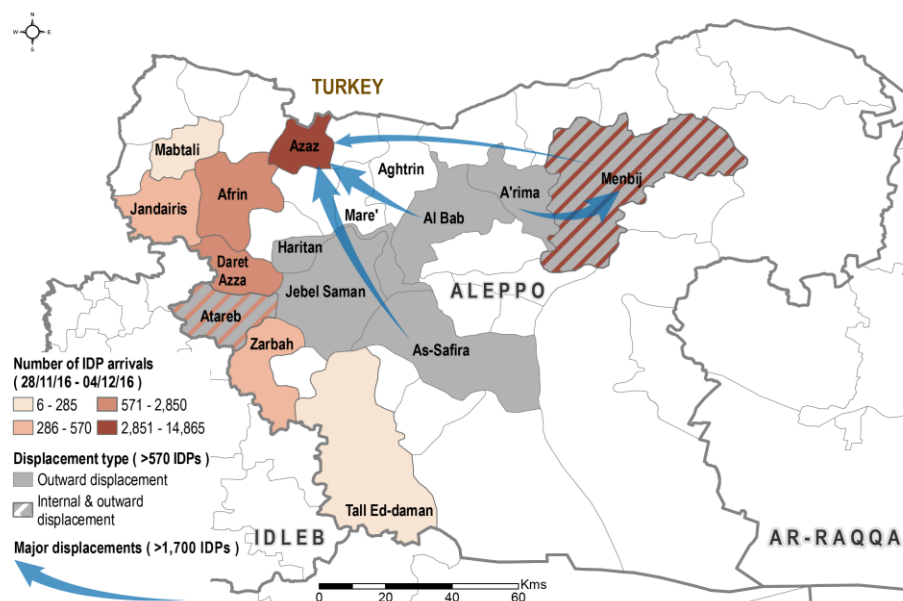
% of departures to other governorates

- 6%

Most common reasons for IDPs leaving Aleppo communities

- Reduced conflict in area of origin

Map 1: Major inward movement into assessed Aleppo communities



Overall, **30,234 IDPs were recorded arriving to 36 ISMI-covered communities** during the past week. Two major displacement trends were observed; approximately half of all arrivals (15,614) had travelled to A'zaz sub-district, while an additional 8,112 IDPs (27%) were recorded arriving in Menbij sub-district (Map 1, Figure 1).

A total of **5,700 IDPs were recorded leaving ISMI-covered communities in Aleppo governorate** during the reporting period. The largest number of IDPs left common transit locations in A'zaz sub-district (4,554); most commonly departures were recorded leaving from Samarin community (2,400) and Talil Elsham (600). Additionally, 738 IDPs were recorded leaving from Menbij sub-district, 540 of which left Menbij city.

Departing populations largely travelled to other locations within Aleppo governorate (94%); most commonly to Mare' (525), Al Bab (378), Suran (320) and Aghtrin (315) sub-districts, while 93 IDPs were also recorded departing to Idleb governorate and 66 reportedly travelled to Turkey.

DISPLACEMENT INTO A'ZAZ

Almost all of the 15,648 IDPs arriving in A'zaz sub-district during the reporting period had arrived specifically to Shmarekh community (15,000) (Figure 2). The largest displacements to Shmarekh occurred **from the communities of As-Safira (7,000), Al Bab (6,300) and Menbij (2,800)** (Map 1).

DISPLACEMENT INTO MENBIJ

Another major movement trend was into **Menbij sub-district (8,112)**, most commonly to Menbij city (4,326) (14% of arrivals in Aleppo governorate) (Map 1). The largest individual movement to Menbij city occurred by displacement from **Al Bab city (1608)**, while large movements also occurred from various communities in **A'rima sub-district (1,172)**.

Figure 1: Reported arrivals to sub-district (# IDPs)

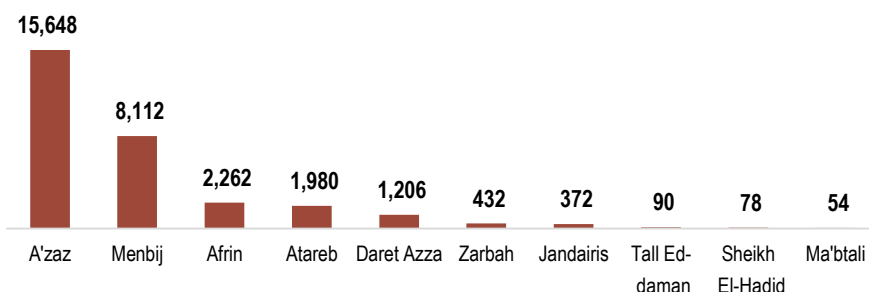


Figure 2: Five ISMI-covered communities receiving largest IDP arrivals (# IDPs)

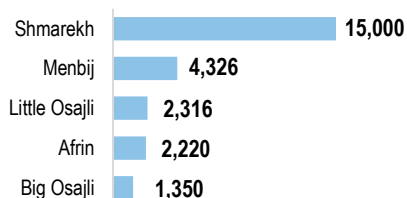
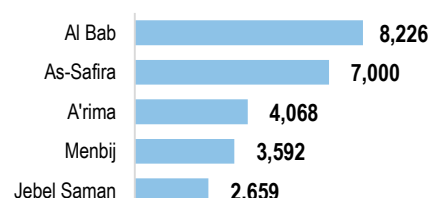


Figure 3: Five most common sub-districts of origin of arrivals³ (# IDP)



AR-RAQQA GOVERNORATE

Map 2: Major displacement into assessed Ar-Raqqa communities

Recorded IDP arrivals

- 756 IDPs

% of arrivals from other governorates

- 0%

Most common shelter of newly arrived IDPs

- Hosted (464)
- Rented/owned housing (232)

Recorded IDP departures

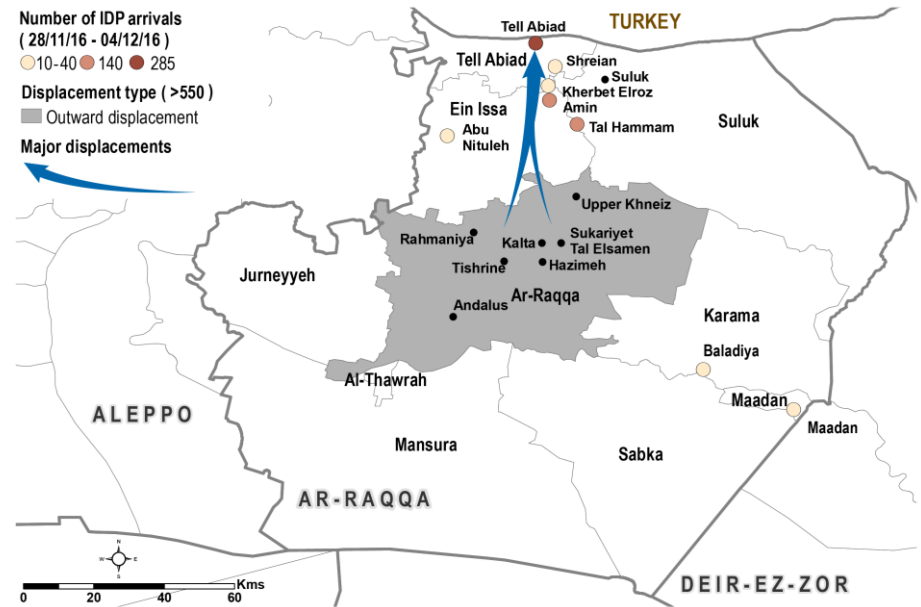
- 4,134 IDPs

% of departures to other governorates

- 19%

Most common reasons for IDPs leaving A communities

- Escalation of conflict



Across ISMI-covered communities in Ar-Raqqa, **756 IDPs were recorded arriving** during the week. All arrivals originated from within the governorate and most commonly travelled to communities in Tell Abiad and Ein Issa sub-districts (Figure 4). Overall, **79% of arrivals were recorded travelling from Ar-Raqqa sub-district** (Figure 5), while the origin of the remaining 21% of arrivals was not known.

Large-scale outward movement was also recorded from Ar-Raqqa governorate, with **4,134 IDPs (40% of all departures across ISMI-covered governorates) experiencing secondary displacement** this week. While most departures were recorded travelling within Ar-Raqqa sub-district (1,030), an additional 325 IDPs travelled to Damascus and 210 to Ein Issa sub-district (Map 2).

Figure 4: Six ISMI-covered communities receiving largest IDP arrivals (# IDPs)

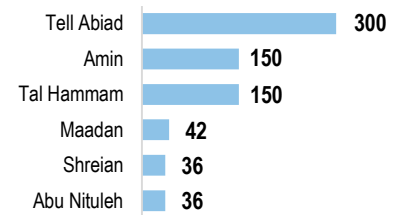


Figure 5: Most common sub-districts of origin of arrivals³ (# IDP)



IDLEB GOVERNORATE

Recorded IDP arrivals

- 1,524 IDPs

% of arrivals from other governorates

- 99%

Most common shelter of newly arrived IDPs

- Rented/owned housing (844)
- Host accommodation (373)

Recorded IDP departures

- 240 IDPs

% of departures to other governorates

- 83%

Most common reasons for IDPs leaving Idleb communities

- Safety and security concerns

In total, **1,524 IDPs arrived to ISMI-covered communities** in Idleb this week, with the largest numbers of IDPs recorded arriving in Armanaz (510) and Sanjar sub-districts (420) (Figure 6). More specifically, 450 IDPs arrived in the community of Amaraz, most commonly from the communities of **Haritan (245), Darayya (210)** (Figure 8). Further, **240 IDPs experienced secondary displacement**, all of which were recorded leaving from Jisr-Ash-Shugur community. Of those departing, 200 IDPs reportedly travelled to Turkey.

Figure 6: Reported arrivals to sub-districts (# IDPs)



Figure 7: Five ISMI-covered communities receiving largest IDP arrivals (# IDPs)

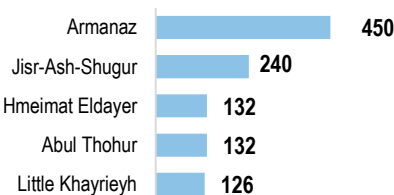



Figure 8: Five most common sub-districts of origin of arrivals³ (# IDP)



HOMS GOVERNORATE

In total, **690 IDPs arrived in ISMI-covered communities** this week, with the majority travelling to Burj Qaei community (74%) in Taldu sub-district (Figure 9). While most arrivals originated from within the governorate, 9% travelled from Hama governorate (54 IDPs) (Figure 11). **102 IDPs were displaced from ISMI-covered communities**, almost all of which (90%) were recorded travelling to the community of Dar Kabira (Homs sub-district).

Figure 9: Reported arrivals to sub-district (# IDPs)

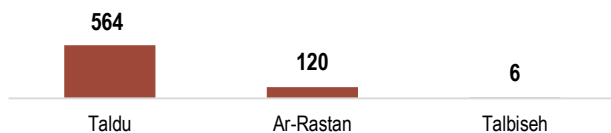


Figure 10: ISMI-covered communities receiving largest IDP arrivals (# IDPs)

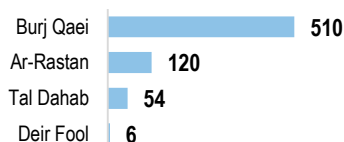
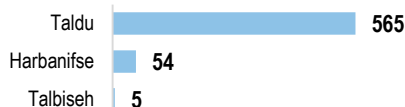


Figure 11: Sub-districts of origin of arrivals (# IDPs)



Recorded IDP arrivals

- 690 IDPs

% of arrivals from other governorates

- 9%

Most common shelter of newly arrived IDPs

- Rented/owned housing (502)
- Hosted accommodation (106)

Recorded IDP departures

- 117 IDPs

% of departures to other governorates

- 0%

Most common reasons for IDPs leaving Homs communities

- NA

HAMA GOVERNORATE

Overall, **474 IDPs arrived in ISMI-covered communities** in Hama, most commonly to communities in Ziyara (35%) and Kafr Zeita (29%) sub-districts (Figure 12). All IDPs were recorded travelling from areas within the governorate, particularly from Mahradah and Suran sub-districts (Figure 14). Only **48 IDPs were recorded leaving ISMI-covered communities**; the largest number of IDPs left from the communities of Hamamiyat and Mansura (18 each).

Figure 12: Reported arrivals to sub-districts (# IDPs)

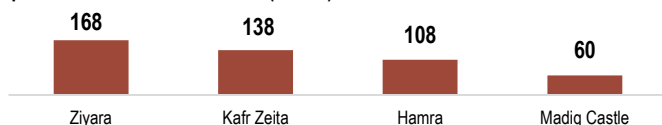


Figure 13: Five ISMI-covered communities receiving largest IDP arrivals (# IDPs)

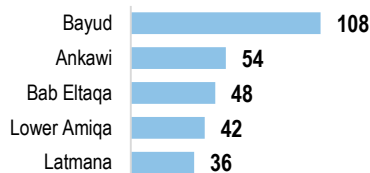
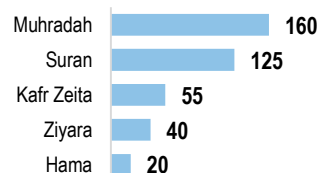


Figure 14: Five most common sub-districts of origin of arrivals (# IDPs)



Recorded IDP arrivals

- 474 IDPs

% of arrivals from other governorates

- 0%

Most common shelter of newly arrived IDPs

- Rented/owned housing (221)
- Hosted (23 IDP HH)

Recorded IDP departures

- 48 IDPs

% of departures to other governorates

- 0%

Most common reasons for IDPs leaving Hama communities

- Loss of income
- Safety and security concerns

ABOUT ISMI & THIS FACTSHEET

The **IDP Situation Monitoring Initiative (ISMI)** is an initiative of the Camp Coordination and Camp Management (CCCM) Cluster, implemented by REACH with the support of Syria Relief Network (SRN) and cluster members.

Following a baseline assessment conducted between 23 October and 21 November 2016, weekly data collection cycles have been initiated to provide regular updates on IDP movements. Based on 1,073 communities assessed in the governorates of Aleppo, Ar-Raqqa, Hama, Homs and Idlib during the baseline, this factsheet presents a summary of reported inward and outward movements of IDPs in the days preceding data collection. **From 28 November – 4 December 2016, such displacements were reported in 103 out of all ISMI-covered communities.**

Displacement was identified through an extensive key informant (KI) network, either through alert initiated by KIs or follow-up by enumerators. A range of 2-3 KIs were interviewed in each community, while collected information was further triangulated through other sources, including CCCM member data and humanitarian updates. This approach allows for regular updates on IDP movements at a community level across ISMI coverage areas. As movement updates are limited to areas covered by ISMI, there are displacements that are not reported on here.

An initiative of



Feedback: CCCM Cluster Northern Syria, Email:

syria_cross.border.info@ccmcluster.org

Info:

<http://www.globalccmcluster.org>,
<https://www.humanitarianresponse.info>

Implemented by

