

OVERALL FINDINGS: 17 - 23 APRIL 2017

- 128 out of 1,183 ISMI-covered communities in Aleppo, Ar-Raqqa, Deir-ez-Zor, Hama, Homs and Idlib governorates experienced inward or outward movement of IDPs:
 - 20,535 IDP arrivals
 - 8,156 IDP departures
- Ongoing fighting in southern Idlib and northwestern Hama governorates resulted in the displacement of around 7,000 IDPs.
- A total of 4,620 IDPs were evacuated from Rural Damascus to Idlib governorate.¹
- Ongoing fighting in the eastern Aleppo countryside and across Ar-Raqqa governorate led to continued displacement of populations.

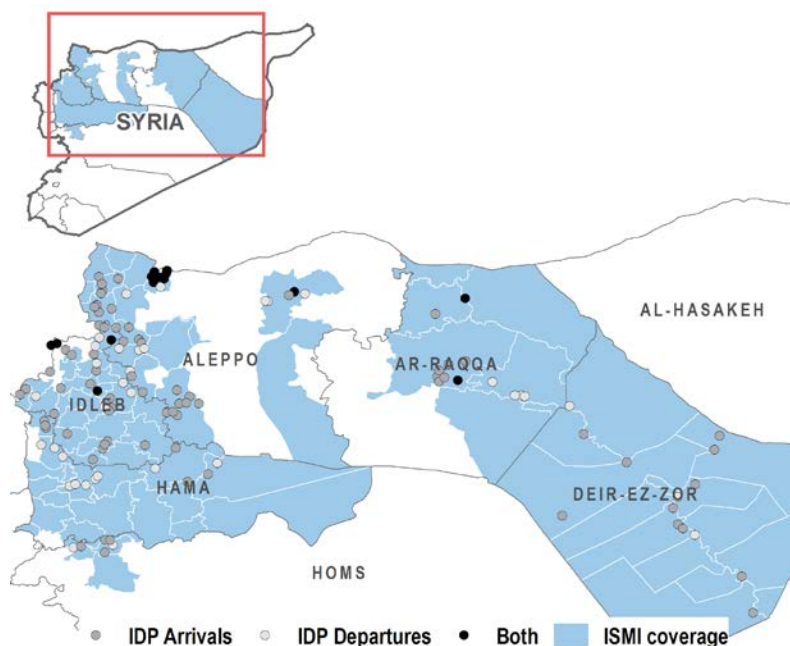


Table 1: Recorded IDP arrivals to ISMI-covered communities, by governorate, 17-23 April 2017

		IDP ARRIVALS						Last week	Week before
		Reported arrivals (# IDPs)	Communities with largest IDP arrivals (# IDPs)		Most common origins ² of IDP arrivals (# IDPs)		Change to last week	Reported arrivals (# IDPs)	Reported arrivals (# IDPs)
GOVERNORATE	Idlib	13,198	Khan Shaykun (3,450)	Idlib (2,730)	Az-Zabdani (2,352)	Halfaya (2,346)	↑	9,732	12,159
	Aleppo	3,517	Salama (900)	A'zaz (490)	Maskana - Onaiza (193)	Tell Abiad (190)	↑	2,110	2,586
	Ar-Raqqa	3,056	Adnaniyeh (485)	Milsun (475)	Ar-Raqqa (960)	Maskana - Onaiza (940)	↑	2,460	3,458
	Deir-ez-Zor	413	Abu Kamal (114)	Al Mayadin (86)	Ar-Raqqa (94)	Deir-ez-Zor (30)	↓	731	924
	Hama	183	Abul Kusour (78)	Aziziyeh, Tal Wassit, Abul Gor (each 30)	Oqeirbat (48)	Maskana, Qamhana, Sarmaniya (each 30)	↓	410	668
	Homs	168	Talbiseh (74)	Burj Qaei (50)	Samalil (50)	Farhaniyeh (45)	↓	169	135

Table 2: Recorded IDP departures from ISMI-covered communities, by governorate, 17-23 April 2017

		IDP DEPARTURES					Last week	Week before	
		Reported departures (# IDPs)	Communities with largest IDP departures (# IDPs)		Most common destinations of IDP departures ³ (# IDPs)		Change to last week	Reported departures (# IDPs)	Reported departures (# IDPs)
GOVERNORATE	Aleppo	4,464	A'zaz (1,225)	Menbij (552)	Al Bab (1,226)	Talhuthan (282)	↓	5,249	5,402
	Ar-Raqqa	1,615	Ar-Raqqa city (660)	Jdidet Kahit (300)	Ein Issa (480)	Mabruka (192)	↓	2,258	4,322
	Idlib	1,475	Dana (336)	Tal Karatine (250)	Atma (250)	Zanbaqi (80)	↓	9,422	1,474
	Hama	381	Maarkaba (78)	Treismeh (57)	Qah (91)	Jajiyeh (60)	↓	447	472
	Homs	117	Zafaraniya (102)	Taldu (15)	Oneitrat (102)	Hama (15)	↓	167	87
	Deir-ez-Zor	104	Ashara (56)	Sabha and Jazaret Elbuhmeid (each 24)	Tell Abiad (24)	Yarmuk (24)	↓	293	197

¹ UNHCR, [Syria: Flash Update on recent events, 20 April 2017](#).

² Location of origin refers to the most recent location from which IDPs have departed.

³ The ISMI weekly displacement summary tracks only displacements which occur inside Syria.

IDLEB GOVERNORATE

Recorded IDP arrivals

- 13,198 IDPs

% of arrivals from other governorates

- 78%

Most common shelter of newly arrived IDPs

- Rented/owned housing (7,122 IDPs)
- Hosted accommodation (3,114 IDPs)

Recorded IDP departures

- 1,476 IDPs

% of departures to other governorates

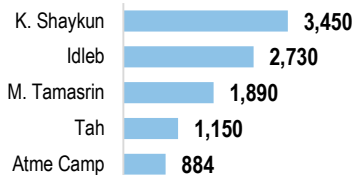
- 5%

Most common reason for IDPs leaving Idleb communities

- Loss of income

A total of **13,198 IDPs** arrived to ISMI-covered communities in Idleb over the past week, approximately a **third of which evacuated to Idleb and Ma'arrat Tamasrin from Az-Zabdani (2,712) and Madaya sub-districts in Rural Damascus as part of an agreement** (Figures 2, 3; Map 1). Khan Shaykun received 3,450 IDP arrivals, predominantly from the nearby communities of Latmana, Halfaya and Tiba Elemam in northern Hama governorate. (Figures 1, 2). Simultaneously, **1,476 IDPs** departed ISMI-covered communities in Idleb governorate, with IDPs recorded leaving Dana (336) and Tal Karatine (250) communities.

Figure 1: Five ISMI-covered communities receiving largest IDP arrivals (# IDPs)



Map 1: Major displacements to ISMI-covered communities in Idleb governorate

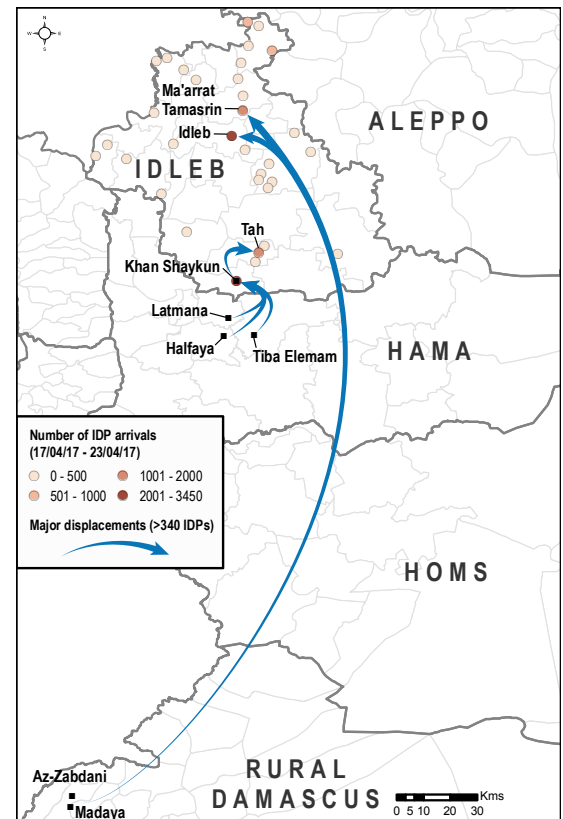


Figure 2: Largest reported arrivals by sub-district (# IDPs)

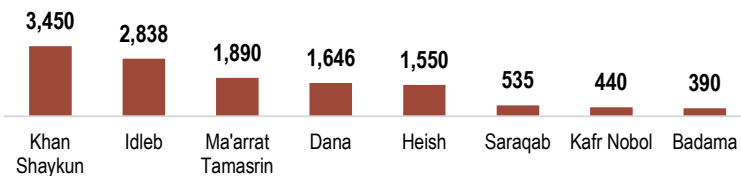



Figure 3: Five most common sub-districts of origin of arrivals³ (# IDPs)



ALEPPO GOVERNORATE

Overall, **4,464 IDPs** left ISMI-covered Aleppo communities last week, with notable numbers leaving **A'zaz (1,225) and Menbij (552)**. **Al Bab city** was the most common destination (1,226), with populations returning after an escalation of conflict weeks earlier. In total, **3,517 IDPs** arrived to ISMI-covered areas in Aleppo governorate, with **Salama (900) and A'zaz (490)** receiving the largest reported arrivals (Figure 5). More than 40% of new arrivals originated in Ar-Raqqa governorate, **namely from Tell Abiad (190), Ar-Raqqa (188) and Al-Thawrah (101)** (Figure 6).

Figure 4: Largest reported arrivals to sub-district (# IDPs)

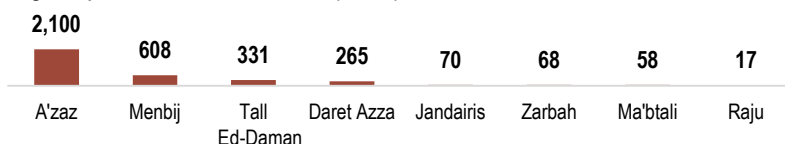


Figure 5: Five ISMI-covered communities receiving largest IDP arrivals (# IDP)

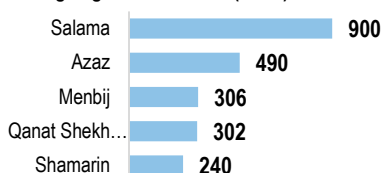
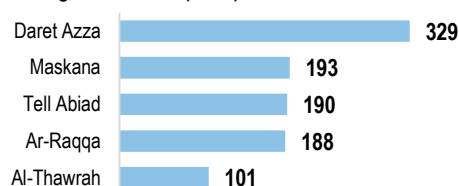


Figure 6: Five most common sub-districts of origin of arrivals³ (# IDP)



Recorded IDP arrivals

- 3,517 IDPs

% of arrivals from other governorates

- 41%

Most common shelter of newly arrived IDPs

- Camps (1,302 IDPs)
- Individual tents (458 IDPs)

Recorded IDP departures

- 4,464 IDPs

% of departures to other governorates

- 3%

Most common reason for IDPs leaving Aleppo communities

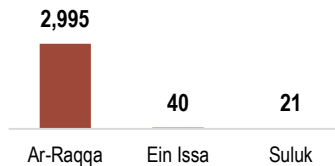
- Reduced conflict in area of origin

AR-RAQQA GOVERNORATE

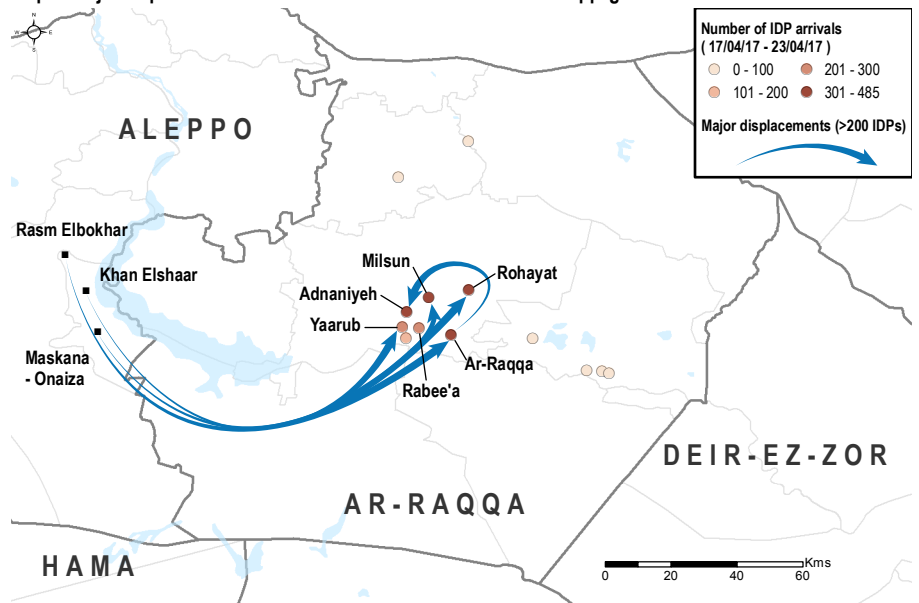
In the assessed period, **3,056 new IDP arrivals** to ISMI-covered Ar-Raqqa communities were recorded, the majority arriving from **Maskana sub-district (2,068)** in the eastern Aleppo countryside and **Ar-Raqqa city (960)** (Map 2, Figure 9). Almost all arrivals were recorded in Ar-Raqqa sub-district.

In total, **1,615 IDPs** left ISMI-covered communities in Ar-Raqqa governorate this week, 660 departing Ar-Raqqa city. Around 30% of IDP departures (**365**) were recorded travelling to **AI Hasakeh governorate**, while **480 IDPs** were recorded leaving to **Ein Issa** in Tell Abiad district.

Figure 7: Reported arrivals to sub-districts (# IDPs)



Map 2: Major displacement into ISMI-covered communities in Ar-Raqqa governorate



Recorded IDP arrivals

- 3,056 IDPs

% of arrivals from other governorates

- 84%

Most common shelter of newly arrived IDPs

- Hosted accommodation (1,964 IDPs)
- Rented/owned housing (539 IDPs)

Recorded IDP departures

- 1,615 IDPs

% of departures to other governorates

- 29%

Most common reason for IDPs leaving Ar-Raqqa communities

- Escalation of conflict

Figure 8: Five ISMI-covered communities receiving largest IDP arrivals (# IDPs)

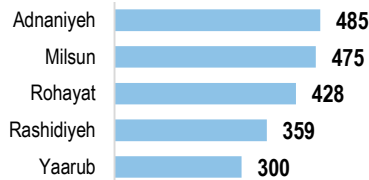


Figure 9: Sub-districts of origin of arrivals³ (# IDPs)



HAMA GOVERNORATE

In total, **381 IDPs** were recorded leaving ISMI-covered communities in Hama governorate over the past week, most commonly to Idleb governorate, Including the northern border town of **Qah (91)**. Meanwhile, **61 IDPs** left to other communities in Hama such as **Jajiyeh**.

Additionally, the **inward movement of 183 IDPs** to ISMI-covered communities in Hama was recorded, with the majority of new arrivals recorded in **As-Saan (78)** and **Ziyara (75)** sub-districts (Figure 12).

Figure 10: Reported arrivals to sub-districts (# IDPs)



Figure 11: Five ISMI-covered communities receiving largest IDP arrivals (# IDPs)

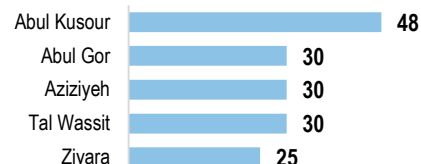
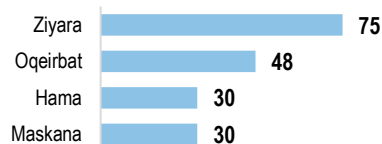


Figure 12: Five most common sub-districts of origin of arrivals³ (# IDPs)



Recorded IDP arrivals

- 183 IDPs

% of arrivals from other governorates

- 16%

Most common shelter of newly arrived IDPs

- Individual tents (62 IDPs)
- Hosted accommodation (51 IDPs)

Recorded IDP departures

- 381 IDPs

% of departures to other governorates

- 72%

Most common reason for IDPs leaving Hama communities

- Escalation of conflict

DEIR-EZ-ZOR GOVERNORATE

Recorded IDP arrivals

- 413 IDPs

% of arrivals from other governorates

- 84%

Most common shelter of newly arrived IDPs

- Hosted accommodation (213 IDPs)
- Rented/owned housing (200 IDPs)

Recorded IDP departures

- 104 IDPs

% of departures to other governorates

- 100%

Most common reasons for IDPs leaving Deir-ez-Zor communities

- Loss of assets
- Loss of income

Overall, **413 IDPs** arrived to ISMI-covered communities in Deir-ez-Zor over the past week, 84% arriving from conflict-afflicted locations in Ar-Raqqa governorate (Figure 15). The majority of arrivals were recorded in **Al Mayadin (150)** and **Abu Kamal (114)** sub-districts, with smaller numbers of IDPs arriving in **Sur (45)**, **Deir-ez-Zor (30)** and **Hajin (30)** (Figures 13, 14). A total of **104 IDPs** left the governorate in the reporting period, half of them recorded leaving **Ashara (56)**.

Figure 13: Reported arrivals to sub-district (# IDPs)

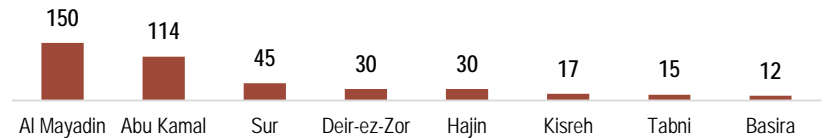


Figure 14: Five ISMI-covered communities receiving largest IDP arrivals (# IDPs)

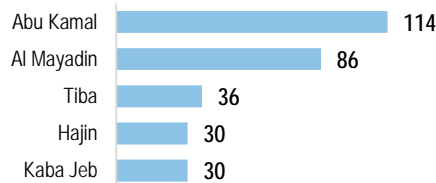
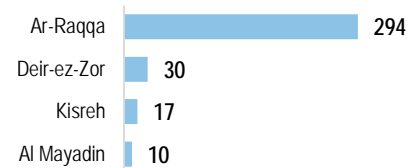


Figure 15: Sub-districts of origin of arrivals³ (# IDPs)



HOMS GOVERNORATE

In the past week, **168 IDPs** arrived to ISMI-covered communities in **Talbiseh (74)**, **Taldu (50)** and **Ar-Rastan (44)** sub-districts (Figures 16, 17). Fifty IDP arrivals were recorded to have travelled from Taldu (Figure 18). A total of **167 IDPs** left ISMI-covered communities in Homs governorate, the majority of which departed **Zafaraniya (102)** and travelled to **Qneitrat (102)**.

Figure 16: Reported arrivals to sub-district (# IDPs)

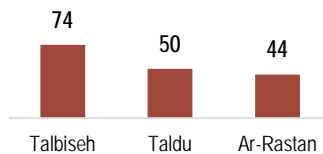


Figure 17: ISMI-covered communities receiving IDP arrivals (# IDPs)

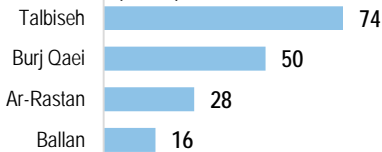


Figure 18: Sub-districts of origin of arrivals³ (# IDPs)



Recorded IDP arrivals

- 168 IDPs

% of arrivals from other governorates

- 0%

Most common shelter of newly arrived IDPs

- Hosted accommodation (94 IDPs)
- Rented/owned housing (51 IDPs)

Recorded IDP departures

- 167 IDPs

% of departures to other governorates

- 13%

Most common reason for IDPs leaving Homs communities

- Family reunification

ABOUT ISMI & THIS FACTSHEET

The **IDP Situation Monitoring Initiative (ISMI)** is an initiative of the Camp Coordination and Camp Management (CCCM) Cluster, which incorporates data collected by cluster members, REACH and Syria Relief Network (SRN).

Following a baseline assessment conducted between 23 October and 21 November 2016, weekly data collection cycles have been initiated to provide regular updates on IDP movements. Based on 1,183 communities assessed in the governorates of Aleppo, Ar-Raqqa, Deir-ez-Zor, Hama, Homs and Idlib during the baseline, this factsheet presents a summary of reported inward and outward movements of IDPs in the 7 days preceding data collection. **From 17-23 April 2017, such displacements were reported in 128 out of all ISMI-covered communities.**

Displacement was identified through an extensive key informant (KI) network, either through alert initiated by KIs or follow-up by enumerators. A range of two to three KIs were interviewed in each community, **while information collected is triangulated with CCCM member data and humanitarian updates.** This approach allows for regular updates on IDP movements at a community level across areas assessed. As coverage is not across all potentially affected areas, there are displacements that are not reported on here.

An initiative of



Feedback: CCCM Cluster Northern Syria, Email: syria.cross.border.info@ccmcluster.org
 Info: <http://www.globalccmcluster.org>, <https://www.humanitarianresponse.info>

Implemented by

