

General Overview

Communities assessed:	280
Total IDP arrivals:¹	20,401
Total IDP departures:	25,869
Total SR* arrivals:	6,405

Top 5 shelter types of new IDP arrivals:

(1) Solid/finished house	7,367 IDPs
(2) Managed camp	4,448 IDPs
(3) Individual tent	3,194 IDPs
(4) Solid/finished apartment	2,027 IDPs
(5) Unfinished/damaged building	1,573 IDPs

*SR: Spontaneous Returns (to Community of Origin) refers to IDPs or refugees who return to the community that they originated from, but not necessarily to their place of habitual residence and do not enjoy the complete rights they had prior to displacement. SRs intend to remain in the community for an undetermined period.

¹ Because ISMI assesses total arrivals to and departures from communities across a bi-weekly period, some figures may be repeated displacements.

Top 5 ISMI-Covered Arrivals:

Departure community (governorate):	Total IDPs:	Destination community (governorate):
(1) Ma'arrat An Nu'man (Idleb)	844 IDPs	Qah (Idleb)
(2) Tamanaah (Idleb)	627 IDPs	Maar Shurin (Idleb)
(3) Sanjar (Idleb)	570 IDPs	Deir Hassan - Darhashan (Idleb)
(4) Tah (Idleb)	570 IDPs	Ghadqa (Idleb)
(5) Madiq Castle (Hama)	570 IDPs	Qah (Idleb)

Latest Developments:

- Following the recapture by Government of Syria forces of formerly opposition-held areas in Dar'a and Quneitra governorates, concerns have increased around a major escalation of conflict in Idleb governorate and the surrounding areas of western Aleppo and north-western Hama, potentially displacing up to an estimated 800,000 people.²
- Assessed communities in **Idleb governorate witnessed 14,154 IDP arrivals**, 35% of whom to Ma'arrat An Nu'man sub-district. The two most common last places of arrivals to Ma'arrat An Nu'man were **Tamanaah (2,419) and Heish (1,968) sub-districts**. On 10 August, aerial bombardments targeting parts of Hama and Aleppo governorates, as well as southern Idleb governorate, likely contributed to displacements from these areas.³
- In parallel, **6,076 IDPs arrived to Aleppo governorate**, more than a third of whom to **Jarablus (1,289) and Al Bab (970) sub-districts**. Many of these arrivals were internal movements within sub-districts, following patterns seen in the second half of July, possibly indicating a perceived relative stability in the area.⁴

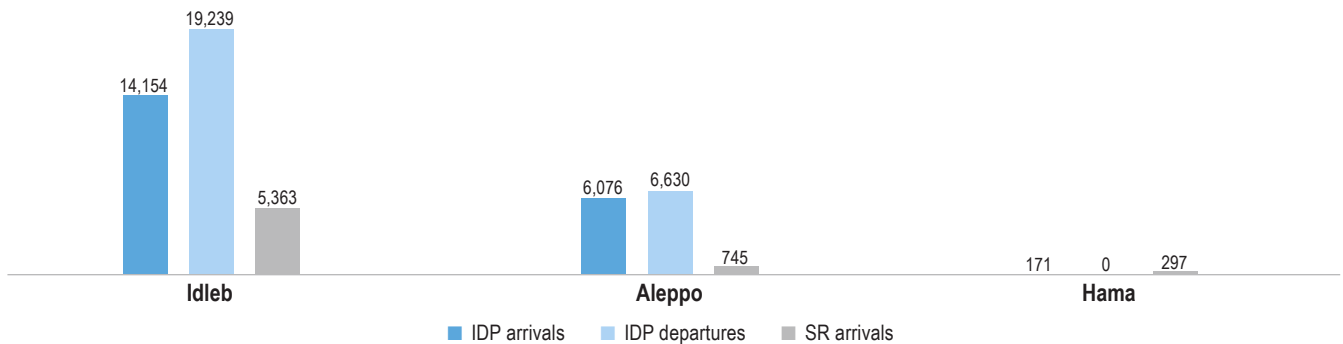
² IRIN, 'Idlib briefing: "Humanitarian Catastrophe" feared as Syria war reaches final rebel stronghold', 3 September 2018.

³ The Washington Post, 'World Digest: Aug. 10, 2018', 10 August 2018.

⁴ CCCM, ISMI Bi-weekly Displacement Summary, 16-31 July.

Overall Movements

Total IDP arrivals, IDP departures and SR arrivals by governorate:



Last place of departure of IDP arrivals:



Intended destinations of IDP departures:



Last place of departure of SR arrivals:



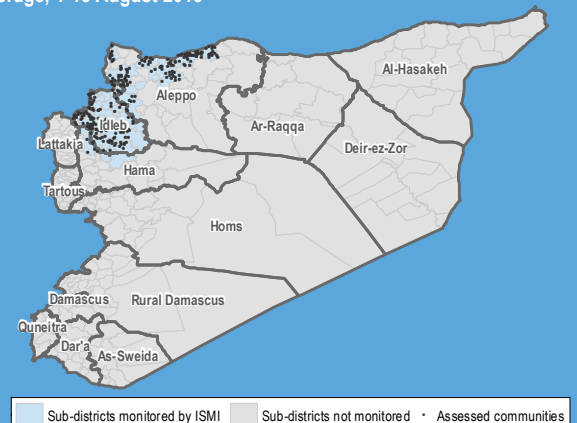
About ISMI & This Factsheet

The IDP Situation Monitoring Initiative (ISMI) is an initiative of the Camp Coordination and Camp Management (CCCM) Cluster, implemented by REACH and supported by cluster members.

Following a baseline assessment conducted at the end of 2016, weekly/bi-weekly data collection cycles were initiated. This factsheet presents an overview of reported inward and outward movements of IDPs from 1 to 15 August 2018. Such displacements were reported in 280 communities in sub-districts monitored by ISMI. The coverage map in this section shows the sub-districts that were monitored for the most recent round of data collection, as well as the communities reporting movements. ISMI monitoring coverage varies over time depending on access. Displacements are identified through an extensive key informant (KI) network, either from alerts initiated by KIs or from follow-up by enumerators. At least two KIs are interviewed in each assessed community, and collected information is further triangulated through other sources, including CCCM member data and humanitarian updates. This approach allows for regular updates on IDP movements at the community level across sub-districts monitored by ISMI in northwest Syria.

The data used for this product was collected, triangulated and verified based on submissions from ISMI's network and select CCCM cluster members following the ISMI methodology. Due to differences in methodology and coverage, figures presented in this output may differ from official CCCM Cluster or UNHCR data. All data is for humanitarian use only.

Coverage, 1-15 August 2018



Idleb

Communities assessed:	129
Total IDP arrivals:	14,154
Total IDP departures:	19,239
Total SR arrivals:	5,363

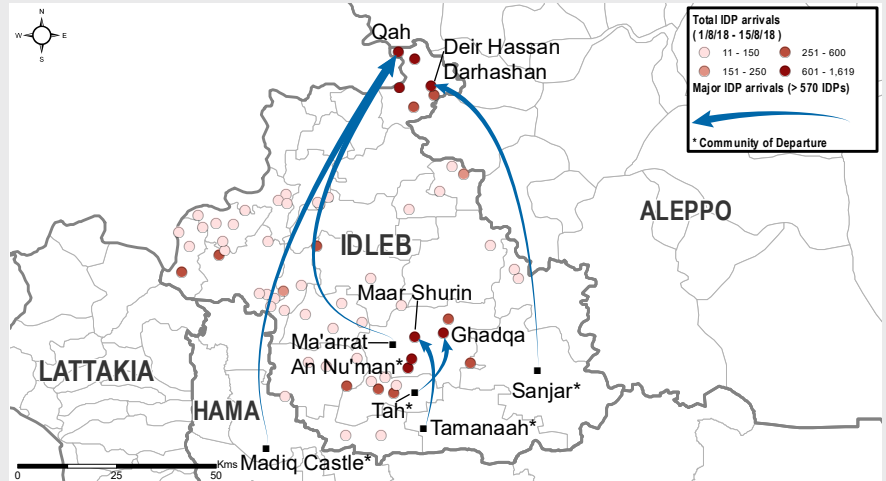
Vulnerable groups among IDP arrivals:⁵



Top 3 shelter types of IDP arrivals:

(1) Solid/finished house	4,861 IDPs
(2) Managed camp	3,920 IDPs
(3) Individual tent	1,941 IDPs

Major IDP arrivals to communities in Idleb governorate



IDP Arrivals

Sub-districts with most arrivals (# IDPs):

Ma'arrat An Nu'man	4,959
Dana	4,487
Heish	998
Jisr-Ash-Shugur	800
Badama	542

Last sub-district of departure of arrivals (# IDPs):

Heish	3,565
Tamanaah	3,127
Madiq Castle	1,255
Ma'arrat An Nu'man	1,198
Khan Shaykun	925

IDP Departures⁶

Sub-districts with most departures (# IDPs):

Tamanaah	6,185
Salqin	4,026
Jisr-Ash-Shugur	1,451
Badama	1,255
Heish	1,157

Intended destinations of departures:



Same governorate	67%
Different governorate	15%
Other/unknown	18%

SR Arrivals

Sub-districts with most SR arrivals:

Jisr-Ash-Shugur	3,537
Ma'arrat An Nu'man	1,426
Badama	371
Ehsem	29

SRs returning to former homes:⁷

Jisr-Ash-Shugur	3,537
Ma'arrat An Nu'man	1,396
Badama	371
Ehsem	29

Aleppo⁸

Communities assessed:	147
Total IDP arrivals:	6,076
Total IDP departures:	6,630
Total SR arrivals:	745

Top 3 shelter types of IDP arrivals:

(1) Solid/finished house	2,393 IDPs
(2) Individual tent	1,253 IDPs
(3) Solid/finished apartment	862 IDPs

Vulnerable groups among IDP arrivals:⁵



IDP Arrivals

Sub-districts with most arrivals (# IDPs):

Jarablus	1,289
Al Bab	970
Ghandorah	970
Afrin	590
Jandairis	525

Last sub-district of departure of arrivals (# IDPs):

Al Bab	708
Idleb	491
Jarablus	273
Jebel Saman	268
A'zaz	239

IDP Departures⁶

Sub-districts with most departures (# IDPs):

Atareb	1,534
Al Bab	1,401
Ghandorah	1,103
Jarablus	617
A'zaz	491

Intended destinations of departures:



Same governorate	39%
Different governorate	17%
Other/unknown	44%

SR Arrivals

Sub-districts with most SR arrivals:

Ghandorah	301
Jarablus	176
Raju	109
A'zaz	91
Aghtrin	57

SRs returning to former homes:⁷

Ghandorah	256
Jarablus	136
Raju	109
A'zaz	85
Aghtrin	51

Hama⁹

Communities assessed:	4
Total IDP arrivals:	171
Total IDP departures:	0
Total SR arrivals:	297

IDP Arrivals

Sub-districts with most arrivals (# IDPs):

Madiq Castle	171
--------------	-----

Last sub-district of departure of arrivals (# IDPs):

Tamanaah	143
Heish	29

SR Arrivals

Sub-districts with most SR arrivals:

Madiq Castle	297
--------------	-----

SRs returning to former homes:⁷

Madiq Castle	262
--------------	-----

⁵ Vulnerable groups: † Female-headed households/Women travelling alone †† Child-headed households/children travelling alone ††† Orphans †††† Elderly-headed households/Elderly travelling alone ††††† Disabled-headed households/Individuals with disabilities travelling alone.

⁶ IDP departure figures reflect aggregated departures of both IDP and resident (pre-conflict) populations.

⁷ Returns to former homes does not imply a planned, voluntary, safe, and sustainable way, such that the person returning can enjoy the full spectrum of rights and privileges afforded to them prior to their displacement.

⁸ Figures for Aleppo governorate reflect assessed communities in Afrin, Aghtrin, Al Bab, Ar-Ra'ee, Atareb, Azza, Daret Azza, Ghandorah, Jandairis, Jarablus, Mare', Raju, Suran and Zarbah sub-districts and are, thus, not indicative of the whole governorate.

⁹ Figures for Hama governorate reflect assessed communities in Kafr Zeita, Madiq Castle, Suran and Ziyara sub-districts and are, thus, not indicative of the whole governorate.