

Introduction

This multi-sector needs assessment is part of a monthly data collection exercise which aims to gather information about needs and the humanitarian situation inside Syria. The factsheets present information collected in October 2017, referring to the situation in September 2017.

These factsheets present information at the community level for 17 sub-districts in Dar'a governorate. In Dar'a City, neighbourhood-level data was collected and information is presented at this level*. Selected key indicators for the following sectors are included in the factsheets: displacement, shelter, non-food items (NFIs), health, food security, water, sanitation and hygiene (WASH) and education. The factsheets do not cover the entire range of indicators gathered in the questionnaire.

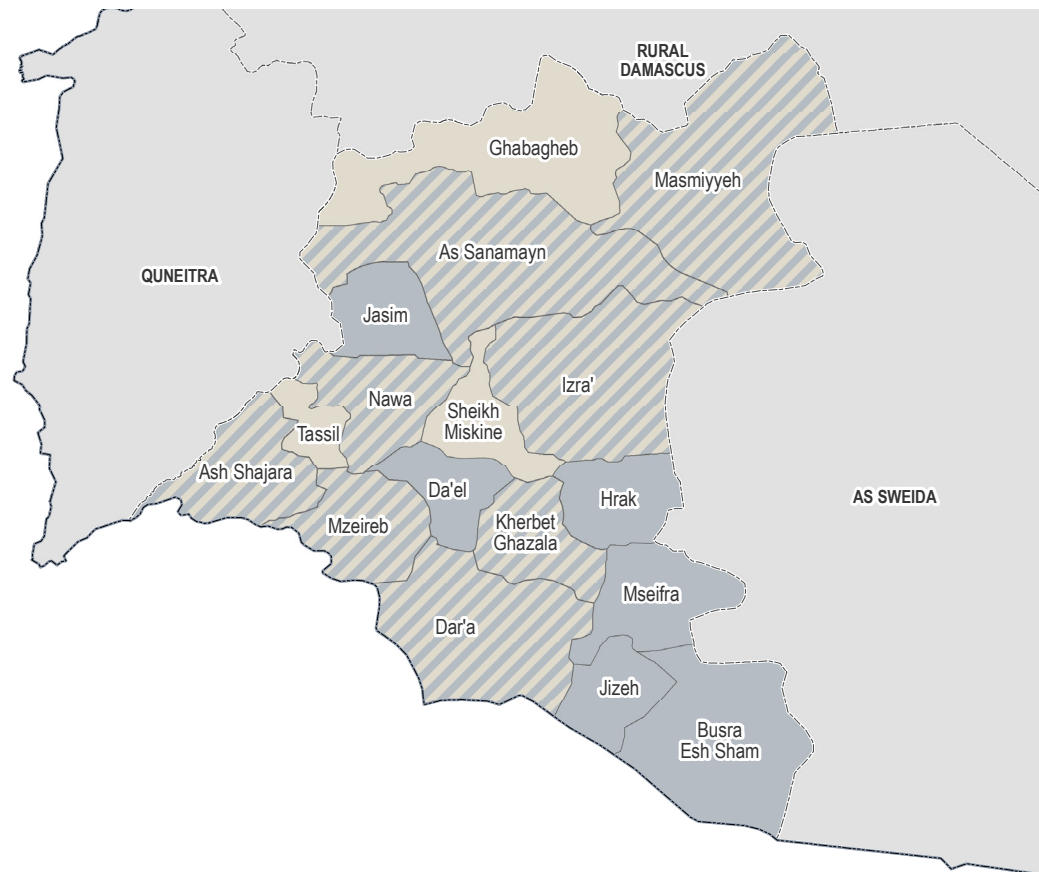
For full visualisation of all indicators collected, please see the SIMAWG Needs Identification Dynamic Reporting Tool, available here: <http://www.reach-info.org/syr/simawg/>.





Methodology and limitations

These findings are based on data collected both directly and remotely (in Jordan) from Key Informants residing in the communities assessed.

Information was collected from Key Informants in 110 communities in 17 sub-districts of Dar'a governorate. For each question asked, confidence levels were assigned based on the Key Informant's area of expertise and knowledge of the sector-specific situation.

For a full description of the methodology, please see the Terms of Reference, available on the [REACH Resource Centre](#).



-  Remote data collection
-  Direct data collection
-  Mixed data collection
-  Not assessed

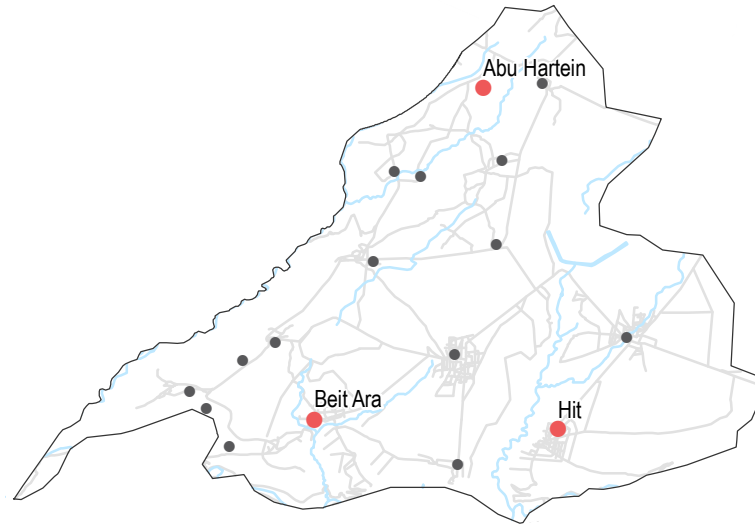
PDF: click on a sub-district name to directly access the relevant factsheet

Displacement

- % of pre-conflict population remaining
- % of population that are female
- % of female-headed households
- IDPs living in village
- New IDP arrivals
- Returnees

Abu Hartein		
1-25%	26-50%	1-25%
Yes	No info	No
Beit Ara		
51-75%	51-75%	1-25%
Yes	No info	No
Hit		
51-75%	26-50%	1-25%
Yes	No info	No

• 3/17 communities assessed : Abu Hartein, Beit Ara, Hit



Shelter

- Independent apartment or house
- Shared apartment or house
- Unfinished apartment or house
- Tent
- Private space not for shelter
- Cave/natural shelter
- Collective public space not for shelter
- No IDPs
- No information
- Min - Max: rent paid per room (where known)

Abu Hartein	
NDPs	IDPs
No info	
Beit Ara	
NDPs	IDPs
No info	
Hit	
NDPs	IDPs
No info	

Livelihoods

Most common sources of income

Most common strategies used to cope with lack of income / resources

Abu Hartein

Daily employment
High risk/illegal work

Children sent to work/beg
Taking loans/buying on credit
Borrowing from family/friends

Beit Ara

Daily employment
Farm owning
Savings

Children sent to work/beg
Skipping meals
Reducing meal size

Hit

Farm owning
Savings

Children sent to work/beg
Borrowing from family/friends
Reducing meal size

NFIs

Abu Hartein

B 9100 SYP	NA
C NA	NA
D 450 SYP	NA
F 70000 SYP	NA

Beit Ara

B 14000 SYP	NA
C NA	NA
D 600 SYP	NA
F NA	NA

Hit

B 13000 SYP	NA
C NA	NA
D 700 SYP	NA
F NA	NA

Abu Hartein

No lack of fuel

Beit Ara

Cutting trees
Burning clothes
Burning plastics

Hit

Cutting trees
Burning furniture not in use
Burning plastics

Most common electricity source

- Main network
- Generator
- No source
- Solar alternative
- No information

Fuel Prices (SYP)*

- B** Butane (cannister)
- C** Coal (1kg)
- D** Diesel (1 litre)
- F** Firewood (1 tonne)

NFI Prices (SYP)*

- Cement (50kg)
- Floor mat (3*4m)
- Plastic tarpaulin (1m²)
- Tent (5 persons)

NA: not available for purchase

Most common strategies used to cope with a lack of fuel

WASH

Most common water source
 Status of water source
 Water is safe to drink
 Water tastes/smells bad
 People sick after drinking
 No information
 Sufficiency of available water to meet household needs
 Sufficient
 Insufficient
 No information
 Most common method of garbage disposal

Abu Hartein

Water trucking
 Disposed at designated site

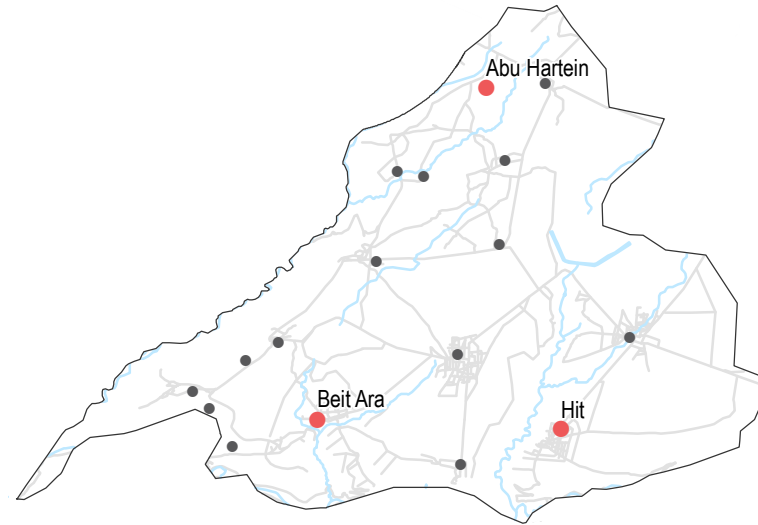
Beit Ara

Water trucking
 Buried / burned

Hit

Protected spring
 Public free collection

• 3/17 communities assessed : Abu Hartein, Beit Ara, Hit



Education

Status of primary schools in village
 Functioning
 Not functioning
 Not available
 No information
 Barriers to accessing education services

Hit

Some facilities destroyed
 Lack of teaching staff
 Unsafe route to services

Abu Hartein
 No spaces available

Beit Ara
 Lack of school supplies
 Unsafe route to services
 Parents do not approve of curriculum

Health

Most common health problems

Most common barriers to accessing healthcare

Abu Hartein

Disabilities
 Maternal health issues
 Severe diseases affecting those aged less than 5

No facilities in the area

Beit Ara

Chronic diseases
 Pregnancy related diseases
 Fever

No facilities in the area
 Security concerns around travel

Hit

Communicable diseases
 Chronic diseases
 Fever

No facilities in the area

Food Security

Abu Hartein

Bread: no info
 Rice: 550 SYP
 Lentils: 370 SYP
 Sugar: 350 SYP
 Cooking oil: 700 SYP
 Shops
 No difficulties reported
 Private bakeries unavailable

Beit Ara

Bread: no info
 Rice: 1000 SYP
 Lentils: 600 SYP
 Sugar: 700 SYP
 Cooking oil: 1100 SYP
 Homemade
 Yeast not always available
 Flour not always available
 Private bakeries unavailable

Hit

Bread: no info
 Rice: 900 SYP
 Lentils: 500 SYP
 Sugar: 600 SYP
 Cooking oil: 1100 SYP
 Humanitarian aid distribution
 Yeast not always available
 Flour not always available
 Private bakeries unavailable

Main challenges to obtaining food

- No challenges
- Some foods unavailable
- Local production decreased
- Lack of access to markets
- Some foods expensive
- Lack of resources to buy food
- Lack of access to fuel
- Cooking fuel unavailable
- No information

Bread (public): 1 pack
 Rice: 1kg
 Lentils: 1 kg
 Sugar: 1kg
 Cooking oil: 1 litre

Access to bread
 Most common source of bread

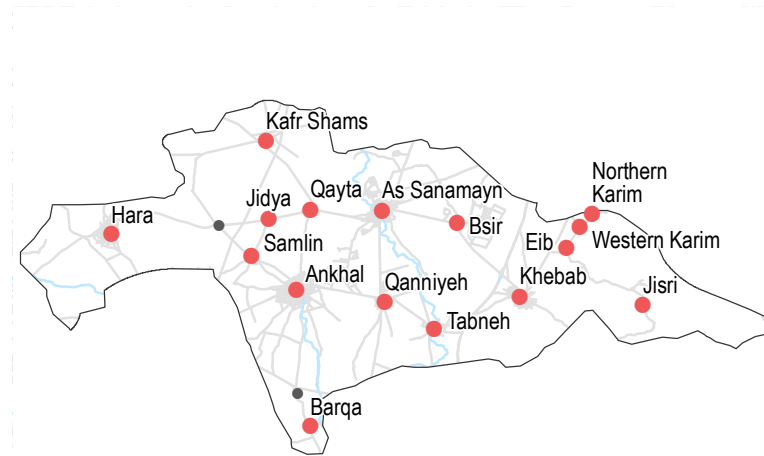
- Most common barriers to accessing bread
- Number of days, per month, where bread from private bakeries was unavailable

Displacement

- % of pre-conflict population remaining
- % of population that are female
- % of female-headed households
- IDPs living in village
- New IDP arrivals
- Returnees

Community	% of pre-conflict population remaining	% of population that are female	% of female-headed households	IDPs living in village	New IDP arrivals	Returnees
Ankhal	51-75%	51-75%	1-25%	Yes	No	No
As Sanamayn	51-75%	51-75%	26-50%	Yes	No info	No
Barqa	76-100%	51-75%	26-50%	Yes	No info	No
Bsir	76-100%	51-75%	26-50%	Yes	No info	No

• 16/17 communities assessed (12 communities are shown on the next three factsheets): Ankhal, As Sanamayn, Barqa, Bsir



NFIs

Community	Light source	Price (SYP)	Availability
Ankhal	Generator	9500	NA
Bsir	Main network	3000	2000
As Sanamayn	Main network	350	4000
Barqa	Generator	10000	NA

Community	Fuel Price (SYP)	Availability
Ankhal	450	425
Bsir	300	3500
As Sanamayn	350	3500
Barqa	475	3500

Community	NFI Price (SYP)	Availability
Ankhal	75000	NA
Bsir	75000	NA
As Sanamayn	75000	NA
Barqa	75000	NA

- Most common electricity source
- Main network
 - Generator
 - No source
 - Solar alternative
 - No information
- Fuel Prices (SYP)*
- B** Butane (cannister)
 - C** Coal (1kg)
 - D** Diesel (1 litre)
 - F** Firewood (1 tonne)
- NFI Prices (SYP)*
- Cement (50kg)
 - Floor mat (3*4m)
 - Plastic tarpaulin (1m²)
 - Tent (5 persons)
- NA: not available for purchase

Shelter

- Most common shelter
- Independent apartment or house
 - Shared apartment or house
 - Unfinished apartment or house
 - Tent
 - Private space not for shelter
 - Cave/natural shelter
 - Collective public space not for shelter
 - No IDPs
 - No information
- Min - Max: rent paid per room (where known)

Community	Shelter Type	Price (SYP)
Ankhal	Independent apartment or house	3000 - 3500
Bsir	No info	No info
As Sanamayn	Independent apartment or house	5000 - 10000
Barqa	No info	No info

Livelihoods

Community	Most common sources of income	Most common strategies used to cope with lack of income / resources
Ankhal	Daily employment Farm owning Business/trade	Children sent to work/beg Borrowing from family/friends Skipping meals
As Sanamayn	Stable employment Farm owning Business/trade	Borrowing from family/friends Skipping meals Reducing meal size
Barqa	Daily employment Farm owning Remittances	Borrowing from family/friends Skipping meals Reducing meal size
Bsir	Stable employment Farm owning Remittances	Taking loans/buying on credit Borrowing from family/friends Skipping meals

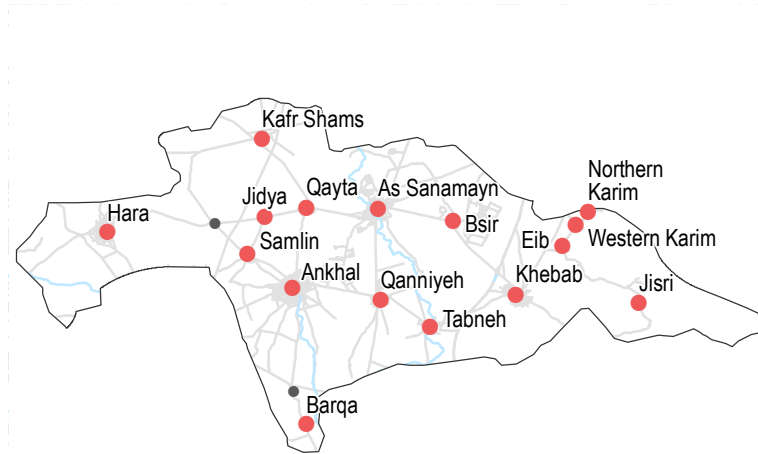
- Most common strategies used to cope with a lack of fuel
- Burning productive assets
 - No lack of fuel
 - No lack of fuel
 - Cutting trees
 - Burning furniture not in use
 - Burning plastics

WASH

- Most common water source**
- Status of water source**
- Water is safe to drink
 - Water tastes/smells bad
 - People sick after drinking
 - No information
- Sufficiency of available water to meet household needs**
- Sufficient
 - Insufficient
 - No information
- Most common method of garbage disposal**

- Ankhal**
- Closed well
 - Public free collection
- As Sanamayn**
- Network
 - Public free collection
- Barqa**
- Closed well
 - Public free collection
- Bsir**
- Network
 - Public free collection

• 16/17 communities assessed (12 communities are shown on the next three factsheets): Ankhal, As Sanamayn, Barqa, Bsir



Food Security

Ankhal

- Private bakeries
- Bread: no info
- Rice: 650 SYP
- Lentils: 425 SYP
- Sugar: 375 SYP
- Cooking oil: 750 SYP
- No difficulties reported

As Sanamayn

- Public bakeries
- Bread: 100 SYP
- Rice: 550 SYP
- Lentils: 400 SYP
- Sugar: 400 SYP
- Cooking oil: 700 SYP
- No difficulties reported

Barqa

- Private bakeries
- Bread: no info
- Rice: 550 SYP
- Lentils: 400 SYP
- Sugar: 400 SYP
- Cooking oil: 400 SYP
- No difficulties reported

Bsir

- Public bakeries
- Bread: 100 SYP
- Rice: 550 SYP
- Lentils: 400 SYP
- Sugar: 400 SYP
- Cooking oil: 700 SYP
- No difficulties reported

Main challenges to obtaining food

- No challenges
- Some foods unavailable
- Local production decreased
- Lack of access to markets
- Some foods expensive
- Lack of resources to buy food
- Lack of access to fuel
- Cooking fuel unavailable
- No information

Bread (public): 1 pack
Rice: 1kg
Lentils: 1kg
Sugar: 1kg
Cooking oil: 1 litre

Access to bread

- Most common source of bread
- Most common barriers to accessing bread
- Number of days, per month, where bread from private bakeries was unavailable

Education

- Status of primary schools in village**
- Functioning
 - Not functioning
 - Not available
 - No information
- Barriers to accessing education services**

- Barqa**
- Most children accessed education
- Bsir**
- Most children accessed education

Ankhal

Most children accessed education

As Sanamayn

Most children accessed education

Health

- Most common health problems
- Most common barriers to accessing healthcare

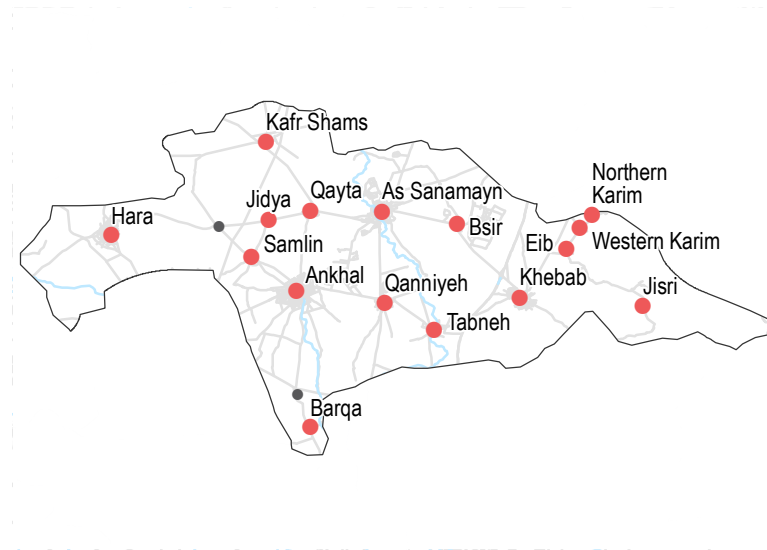
Community	Most common health problems	Most common barriers to accessing healthcare
Ankhal	Chronic diseases Pregnancy related diseases Severe diseases affecting those aged less than 5	No difficulties reported
As Sanamayn	Communicable diseases Chronic diseases Acute respiratory infections	No difficulties reported
Barqa	Communicable diseases Chronic diseases Acute respiratory infections	No facilities in the area Security concerns around travel Family not permitting travel
Bsir	Communicable diseases Chronic diseases Acute respiratory infections	No difficulties reported

Displacement

- % of pre-conflict population remaining
- % of population that are female
- % of female-headed households
- IDPs living in village
- New IDP arrivals
- Returnees

Community	% of pre-conflict population remaining	% of population that are female	% of female-headed households	IDPs living in village	New IDP arrivals	Returnees
Eib	1-25%	None	No info	Yes	No info	No
Hara	76-100%	51-75%	1-25%	Yes	No	No
Jidya	26-50%	51-75%	1-25%	Yes	No info	No
Jisri	1-25%	51-75%	1-25%	Yes	No info	Yes

• 16/17 communities assessed (4 communities are shown on the previous factsheet, 8 communities are shown on the next two factsheets): Eib, Hara, Jidya, Jisri



NFIs

Community	Most common electricity source	Fuel Prices (SYP)*	NFI Prices (SYP)*
Eib	Generator	Butane (cannister) 10000 SYP	Cement (50kg) 350 SYP
Jisri	Generator	Butane (cannister) 9500 SYP	Floor mat (3*4m) 450 SYP

Community	Most common electricity source	Fuel Prices (SYP)*	NFI Prices (SYP)*
Hara	Generator	Butane (cannister) 9500 SYP	Plastic tarpaulin (1m²) 500 SYP

Community	Most common electricity source	Fuel Prices (SYP)*	NFI Prices (SYP)*
Jidya	Generator	Butane (cannister) 3500 SYP	Tent (5 persons) 500 SYP

- Most common electricity source
- Main network
 - Generator
 - No source
 - Solar alternative
 - No information
- Fuel Prices (SYP)*
- B** Butane (cannister)
 - C** Coal (1kg)
 - D** Diesel (1 litre)
 - F** Firewood (1 tonne)
- NFI Prices (SYP)*
- Cement (50kg)
 - Floor mat (3*4m)
 - Plastic tarpaulin (1m²)
 - Tent (5 persons)
- NA: not available for purchase

Shelter

- Independent apartment or house
- Shared apartment or house
- Unfinished apartment or house
- Tent
- Private space not for shelter
- Cave/natural shelter
- Collective public space not for shelter
- No IDPs
- No information
- Min - Max: rent paid per room (where known)

Community	Most common shelter	Min - Max: rent paid per room (where known)
Eib	No info	No info
Hara	Independent apartment or house	4500 - 5500 SYP
Jidya	No IDPs	No info
Jisri	No info	No info

Livelihoods

Community	Most common sources of income	Most common strategies used to cope with lack of income / resources
Eib	Daily employment High risk/illegal work	Borrowing from family/friends Skipping meals Reducing meal size
Hara	Stable employment Daily employment Business/trade	Borrowing from family/friends Skipping meals
Jidya	Stable employment Daily employment Business/trade	Borrowing from family/friends
Jisri	Daily employment Business/trade	Children sent to work/beg Borrowing from family/friends

Community	Most common strategies used to cope with a lack of fuel
Eib	Cutting trees Burning furniture not in use Burning furniture in use
Hara	Burning productive assets
Jidya	No lack of fuel

- Most common strategies used to cope with a lack of fuel
- Cutting trees
 - Burning furniture not in use
 - Burning furniture in use
 - Burning productive assets
 - Burning waste

WASH

- Most common water source**
- Status of water source**
- Water is safe to drink
 - Water tastes/smells bad
 - People sick after drinking
 - No information
- Sufficiency of available water to meet household needs**
- Sufficient
 - Insufficient
 - No information
- Most common method of garbage disposal**

- Eib**
- Closed well
 - Left in street / public area
- Hara**
- Closed well
 - Public free collection
- Jidya**
- Closed well
 - Public free collection
- Jisri**
- Closed well
 - Buried / burned

Education

- Status of primary schools in village**
- Functioning
 - Not functioning
 - Not available
 - No information
- Barriers to accessing education services**

- Jidya**
- Most children accessed education
- Jisri**
- Services not accessible

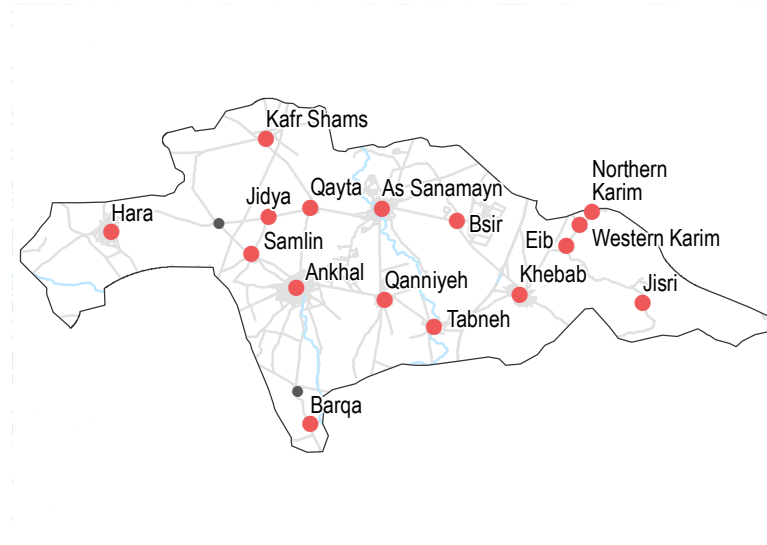
Eib

Some facilities destroyed

Hara

Most children accessed education

• 16/17 communities assessed (4 communities are shown on the previous factsheet, 8 communities are shown on the next two factsheets): Eib, Hara, Jidya, Jisri



Health

- Most common health problems**
- Communicable diseases
 - Chronic diseases
 - Acute respiratory infections
- Most common barriers to accessing healthcare**
- No facilities in the area
 - Security concerns around travel
 - Lack of transportation

Community	Most common health problems	Most common barriers to accessing healthcare
Eib	Communicable diseases Chronic diseases Acute respiratory infections	No facilities in the area Security concerns around travel Lack of transportation
Hara	Chronic diseases Pregnancy related diseases Severe diseases affecting those aged less than 5	No difficulties reported
Jidya	Chronic diseases Pregnancy related diseases Severe diseases affecting those aged less than 5	No difficulties reported
Jisri	Chronic diseases Pregnancy related diseases Severe diseases affecting those aged less than 5	No facilities in the area

Food Security

- Eib**
- Bread: no info
 - Rice: 550 SYP
 - Lentils: 400 SYP
 - Sugar: 400 SYP
 - Cooking oil: 700 SYP
- Hara**
- Bread: no info
 - Rice: 650 SYP
 - Lentils: 425 SYP
 - Sugar: 375 SYP
 - Cooking oil: 750 SYP
- Jidya**
- Bread: 75 SYP
 - Rice: 650 SYP
 - Lentils: 425 SYP
 - Sugar: 375 SYP
 - Cooking oil: 750 SYP
- Jisri**
- Bread: no info
 - Rice: 600 SYP
 - Lentils: 425 SYP
 - Sugar: 375 SYP
 - Cooking oil: 750 SYP
- Main challenges to obtaining food**
- No challenges
 - Some foods unavailable
 - Local production decreased
 - Lack of access to markets
 - Some foods expensive
 - Lack of resources to buy food
 - Lack of access to fuel
 - Cooking fuel unavailable
 - No information
- Access to bread**
- Most common source of bread
 - Most common barriers to accessing bread
 - Number of days, per month, where bread from private bakeries was unavailable

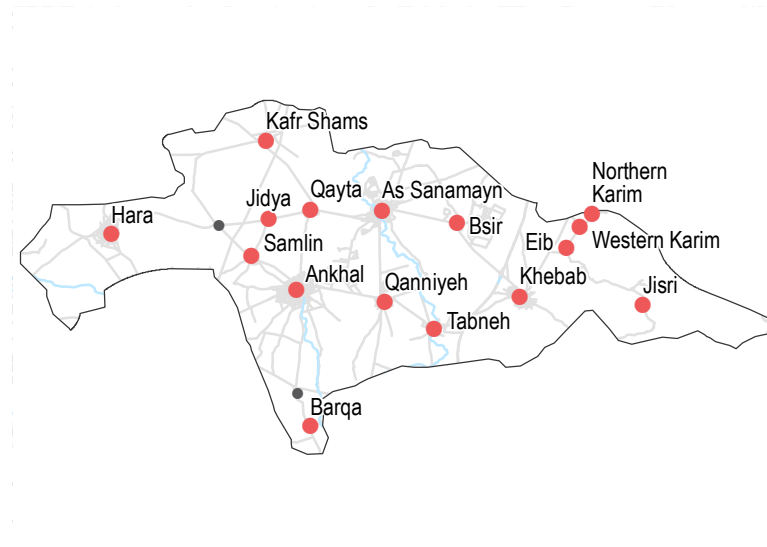
* 1 USD = 508 SYP (UN operational rates of exchange as of 1 November 2017)

Displacement

- % of pre-conflict population remaining
- % of population that are female
- % of female-headed households
- IDPs living in village
- New IDP arrivals
- Returnees

Community	% of pre-conflict population remaining	% of population that are female	% of female-headed households	IDPs living in village	New IDP arrivals	Returnees
Kafr Shams	76-100%	51-75%	1-25%	Yes	No	No
Khebab	76-100%	51-75%	26-50%	Yes	No info	No
Northern Karim	51-75%	26-50%	1-25%	Yes	No	No
Qanniyeh	51-75%	26-50%	1-25%	Yes	No info	No

• 16/17 communities assessed (8 communities are shown on the previous two factsheets, 4 communities are shown on the next factsheet): Kafr Shams, Khebab, Northern Karim, Qanniyeh



NFIs

Community	Most common electricity source	Fuel Prices (SYP)*	NFI Prices (SYP)*
Kafr Shams	<ul style="list-style-type: none"> B 9500 SYP C 500 SYP D 450 SYP F 85000 SYP 	<ul style="list-style-type: none"> B NA C 3800 SYP D 400 SYP F NA 	<ul style="list-style-type: none"> B 3500 SYP C 500 SYP D 225 SYP F 85000 SYP
Khebab	<ul style="list-style-type: none"> B 3000 SYP C 350 SYP D 350 SYP F 75000 SYP 	<ul style="list-style-type: none"> B 2000 SYP C 4000 SYP D 3500 SYP F NA 	<ul style="list-style-type: none"> B 2400 SYP C 3200 SYP D 425 SYP F NA
Northern Karim	<ul style="list-style-type: none"> B 5500 SYP C NA D 400 SYP F NA 	<ul style="list-style-type: none"> B NA C 2100 SYP D 900 SYP F 85000 SYP 	<ul style="list-style-type: none"> B 2000 SYP C 4000 SYP D 3500 SYP F NA

Shelter

- Independent apartment or house
- Shared apartment or house
- Unfinished apartment or house
- Tent
- Private space not for shelter
- Cave/natural shelter
- Collective public space not for shelter
- No IDPs
- No information
- Min - Max: rent paid per room (where known)

Community	Most common shelter	Min - Max: rent paid per room (where known)
Kafr Shams	<ul style="list-style-type: none"> NDPs: IDPs: 	No info
Khebab	<ul style="list-style-type: none"> NDPs: IDPs: 	3000 - 5000 SYP
Northern Karim	<ul style="list-style-type: none"> NDPs: IDPs: 	No info
Qanniyeh	<ul style="list-style-type: none"> NDPs: IDPs: 	3500 - 4000 SYP

Livelihoods

Community	Most common sources of income	Most common strategies used to cope with lack of income / resources
Kafr Shams	<ul style="list-style-type: none"> Stable employment Daily employment Business/trade 	<ul style="list-style-type: none"> Children sent to work/beg Borrowing from family/friends
Khebab	<ul style="list-style-type: none"> Stable employment Farm owning Support from family/friends 	<ul style="list-style-type: none"> Taking loans/buying on credit Skipping meals Reducing meal size
Northern Karim	<ul style="list-style-type: none"> Sale of household assets Business/trade Savings 	<ul style="list-style-type: none"> Borrowing from family/friends High risk/illegal work Skipping meals
Qanniyeh	<ul style="list-style-type: none"> Stable employment Daily employment Business/trade 	<ul style="list-style-type: none"> Borrowing from family/friends

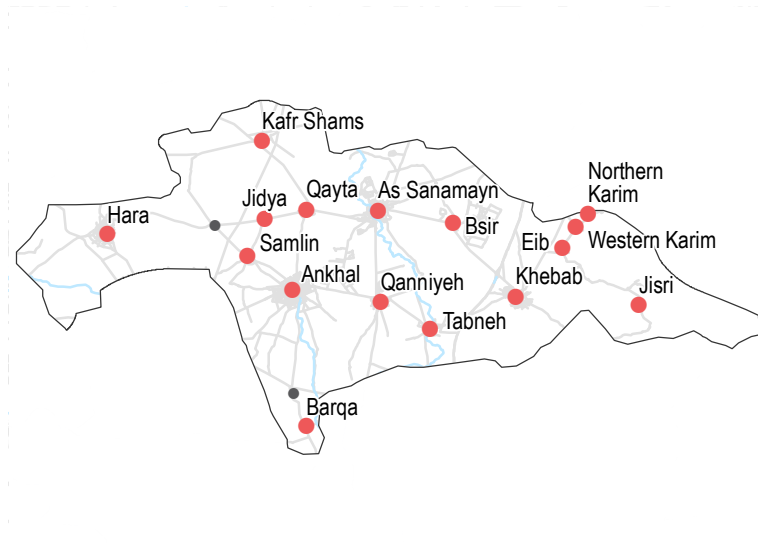
Community	Most common strategies used to cope with a lack of fuel
Kafr Shams	Burning productive assets
Khebab	No lack of fuel
Qanniyeh	No lack of fuel
Northern Karim	No lack of fuel

WASH

- Most common water source**
- Status of water source**
- Water is safe to drink
 - Water tastes/smells bad
 - People sick after drinking
 - No information
- Sufficiency of available water to meet household needs**
- Sufficient
 - Insufficient
 - No information
- Most common method of garbage disposal**

- Kafr Shams**
- Closed well
 - Public free collection
- Khebab**
- Network
 - Public free collection
- Northern Karim**
- Water trucking
 - Buried / burned
- Qanniyeh**
- Closed well
 - Public free collection

• 16/17 communities assessed (8 communities are shown on the previous two factsheets, 4 communities are shown on the next factsheet): Kafr Shams, Khebab, Northern Karim, Qanniyeh



Education

- Status of primary schools in village**
- Functioning
 - Not functioning
 - Not available
 - No information
- Barriers to accessing education services**
- Kafr Shams: Most children accessed education
 - Khebab: Most children accessed education

- Northern Karim**
- Most children accessed education
- Qanniyeh**
- Most children accessed education

Health

	Most common health problems	Most common barriers to accessing healthcare
Kafr Shams	Chronic diseases Pregnancy related diseases Severe diseases affecting those aged less than 5	No difficulties reported
Khebab	Communicable diseases Chronic diseases Acute respiratory infections	No difficulties reported
Northern Karim	Chronic diseases Acute respiratory infections Severe diseases affecting those aged less than 5	Lack of transportation Disability/Injuries/Illness
Qanniyeh	Chronic diseases Pregnancy related diseases Severe diseases affecting those aged less than 5	No difficulties reported

Food Security

Kafr Shams

- Bread: no info
- Rice: 650 SYP
- Lentils: 425 SYP
- Sugar: 375 SYP
- Cooking oil: 750 SYP
- Private bakeries
- No difficulties reported

Khebab

- Bread: 100 SYP
- Rice: 550 SYP
- Lentils: 400 SYP
- Sugar: 400 SYP
- Cooking oil: 700 SYP
- Public bakeries
- No difficulties reported

Northern Karim

- Bread: 100 SYP
- Rice: 800 SYP
- Lentils: 400 SYP
- Sugar: 400 SYP
- Cooking oil: 800 SYP
- Distribution by others
- No difficulties reported
- Private bakeries unavailable

Qanniyeh

- Bread: 75 SYP
- Rice: 650 SYP
- Lentils: 425 SYP
- Sugar: 375 SYP
- Cooking oil: 750 SYP
- Shops
- No difficulties reported
- Private bakeries unavailable

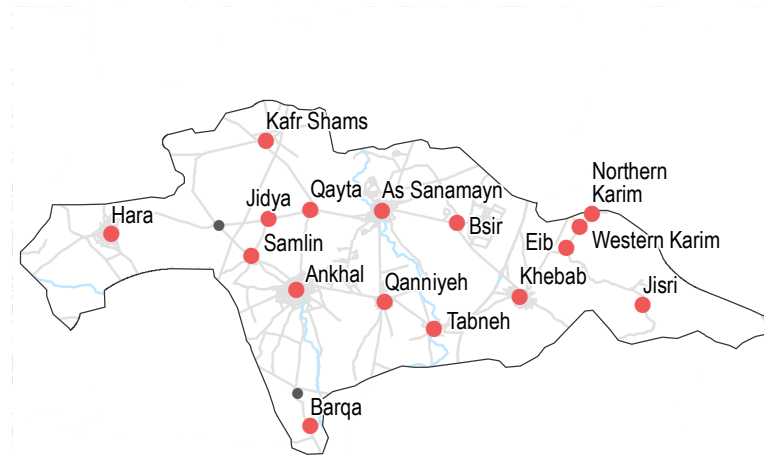
- Main challenges to obtaining food**
- No challenges
 - Some foods unavailable
 - Local production decreased
 - Lack of access to markets
 - Some foods expensive
 - Lack of resources to buy food
 - Lack of access to fuel
 - Cooking fuel unavailable
 - No information
- Bread (public): 1 pack
Rice: 1kg
Lentils: 1kg
Sugar: 1kg
Cooking oil: 1 litre
- Access to bread**
- Most common source of bread
 - Most common barriers to accessing bread
 - Number of days, per month, where bread from private bakeries was unavailable

Displacement

- % of pre-conflict population remaining
- % of population that are female
- % of female-headed households
- IDPs living in village
- New IDP arrivals
- Returnees

Qayta		Samlin		Tabneh		Western Karim	
51-75%	51-75%	51-75%	51-75%	76-100%	26-50%	51-75%	26-50%
Yes	No	Yes	No info	Yes	No info	Yes	No
1-25%	No	26-50%	No	1-25%	No	1-25%	Yes

• 16/17 communities assessed (12 communities are shown on the previous three factsheets): Qayta, Samlin, Tabneh, Western Karim



Shelter

- Independent apartment or house
- Shared apartment or house
- Unfinished apartment or house
- Tent
- Private space not for shelter
- Cave/natural shelter
- Collective public space not for shelter
- No IDPs
- No information
- Min - Max: rent paid per room (where known)

Qayta		Western Karim	
NDPs	IDPs	NDPs	IDPs
4000 - 6000 SYP		No info	
Samlin		Tabneh	
NDPs	IDPs	NDPs	IDPs
No info		No info	

Livelihoods

Most common sources of income

Most common strategies used to cope with lack of income / resources

Community	Most common sources of income	Most common strategies used to cope with lack of income / resources
Qayta	Stable employment Daily employment Business/trade	Borrowing from family/friends
Samlin	Stable employment Farm owning Business/trade	Borrowing from family/friends Skipping meals Reducing meal size
Tabneh	Stable employment Farm owning Support from family/friends	Taking loans/buying on credit Borrowing from family/friends Skipping meals
Western Karim	High risk/illegal work Sale of household assets Business/trade	Borrowing from family/friends High risk/illegal work Selling household assets

NFIs

Qayta		Western Karim	
B 3500 SYP	2400 SYP	B 5700 SYP	NA
C 500 SYP	3200 SYP	C NA	2200 SYP
D 225 SYP	400 SYP	D 425 SYP	800 SYP
F 90000 SYP	NA	F NA	85000 SYP

Samlin

B 9500 SYP	2000 SYP
C 350 SYP	4000 SYP
D 475 SYP	3500 SYP
F 75000 SYP	NA

Tabneh

B 3000 SYP	NA
C 350 SYP	4000 SYP
D 300 SYP	3500 SYP
F 75000 SYP	NA

- Most common electricity source
- Main network
 - Generator
 - No source
 - Solar alternative
 - No information

- Fuel Prices (SYP)*
- B** Butane (cannister)
 - C** Coal (1kg)
 - D** Diesel (1 litre)
 - F** Firewood (1 tonne)

- NFI Prices (SYP)*
- Cement (50kg)
 - Floor mat (3*4m)
 - Plastic tarpaulin (1m²)
 - Tent (5 persons)
- NA: not available for purchase

Qayta
No lack of fuel

Samlin
Cutting trees
Burning furniture not in use
Burning plastics

Tabneh
No lack of fuel

Most common strategies used to cope with a lack of fuel

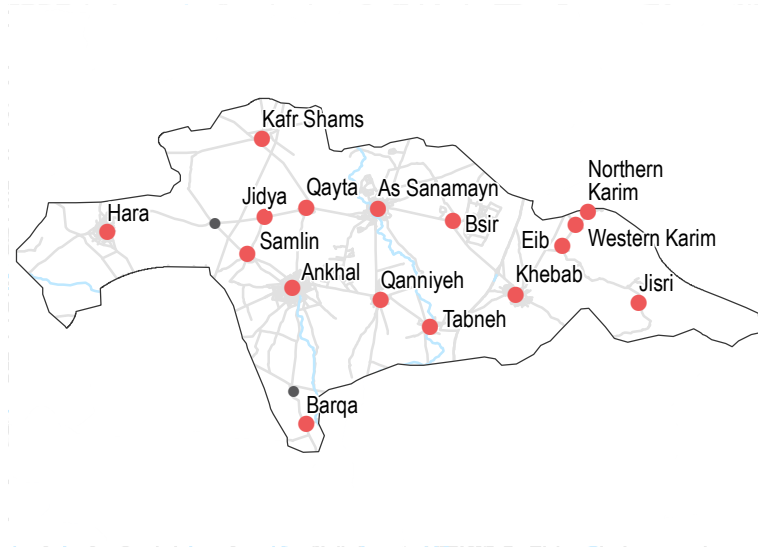
Western Karim
No lack of fuel

WASH

- Most common water source**
- Status of water source**
- Water is safe to drink
 - Water tastes/smells bad
 - People sick after drinking
 - No information
- Sufficiency of available water to meet household needs**
- Sufficient
 - Insufficient
 - No information
- Most common method of garbage disposal**

- Qayta**
- Network
 - Public free collection
- Samlin**
- Closed well
 - Public free collection
- Tabneh**
- Network
 - Public free collection
- Western Karim**
- Network
 - Buried / burned

• 16/17 communities assessed (12 communities are shown on the previous three factsheets): Qayta, Samlin, Tabneh, Western Karim



Food Security

Qayta

- Bread: 75 SYP
 - Rice: 650 SYP
 - Lentils: 425 SYP
 - Sugar: 375 SYP
 - Cooking oil: 750 SYP
- Shops
 - No difficulties reported
 - Private bakeries unavailable

Samlin

- Bread: no info
 - Rice: 550 SYP
 - Lentils: 400 SYP
 - Sugar: 400 SYP
 - Cooking oil: 700 SYP
- Private bakeries
 - No difficulties reported
 - 0

Tabneh

- Bread: 100 SYP
 - Rice: 550 SYP
 - Lentils: 400 SYP
 - Sugar: 400 SYP
 - Cooking oil: 700 SYP
- Public bakeries
 - No difficulties reported
 - 0

Western Karim

- Bread: 100 SYP
 - Rice: 800 SYP
 - Lentils: 350 SYP
 - Sugar: 375 SYP
 - Cooking oil: 750 SYP
- Distribution by others
 - No difficulties reported
 - Private bakeries unavailable

Main challenges to obtaining food

- No challenges
- Some foods unavailable
- Local production decreased
- Lack of access to markets
- Some foods expensive
- Lack of resources to buy food
- Lack of access to fuel
- Cooking fuel unavailable
- No information

Bread (public): 1 pack
Rice: 1kg
Lentils: 1kg
Sugar: 1kg
Cooking oil: 1 litre

Access to bread

- Most common source of bread

- Most common barriers to accessing bread
- Number of days, per month, where bread from private bakeries was unavailable

Education

- Status of primary schools in village**
- Functioning
 - Not functioning
 - Not available
 - No information
- Barriers to accessing education services**

- Tabneh**
- Most children accessed education
- Western Karim**
- Most children accessed education

Qayta

Most children accessed education

Samlin

Most children accessed education

Health

- Most common health problems
- Most common barriers to accessing healthcare

Community	Most common health problems	Most common barriers to accessing healthcare
Qayta	Chronic diseases Severe diseases affecting those aged less than 5	No difficulties reported
Samlin	Communicable diseases Chronic diseases Acute respiratory infections	No facilities in the area Security concerns around travel Lack of transportation
Tabneh	Communicable diseases Chronic diseases Acute respiratory infections	No difficulties reported
Western Karim	Chronic diseases Pregnancy related diseases Severe diseases affecting those aged less than 5	High cost of transportation Old age Disability/Injuries/Illness

Busra Esh Sham 1/2, Dar'a Governorate

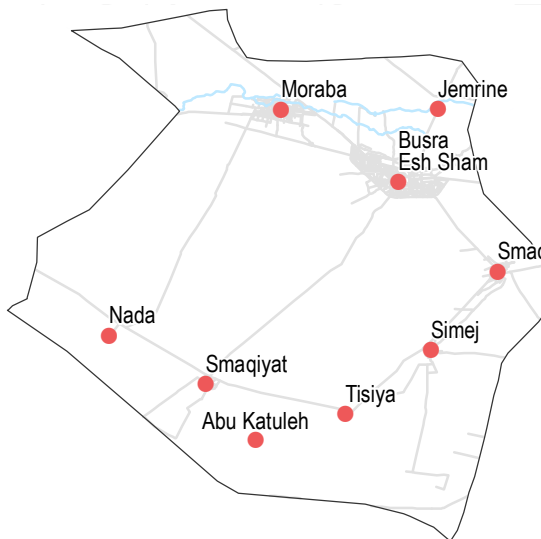
October 2017

Displacement

- % of pre-conflict population remaining
- % of population that are female
- % of female-headed households
- IDPs living in village
- New IDP arrivals
- Returnees

Community	% of pre-conflict population remaining	% of population that are female	% of female-headed households	IDPs living in village	New IDP arrivals	Returnees
Abu Katuleh	51-75%	51-75%	1-25%	Yes	No	No
Busra Esh Sham	51-75%	26-50%	26-50%	Yes	Yes	No
Jemrine	51-75%	51-75%	1-25%	Yes	No	Yes
Moraba	51-75%	26-50%	1-25%	Yes	No	No
Nada	76-100%	51-75%	1-25%	Yes	No	No

• 9/9 communities assessed (4 communities are shown on the next factsheet): Abu Katuleh, Busra Esh Sham, Jemrine, Moraba, Nada



NFIs

Community	B	C	D	F
Abu Katuleh	NA	NA	NA	NA
Busra Esh Sham	9000 SYP	NA	450 SYP	NA
Jemrine	7800 SYP	NA	400 SYP	75000 SYP
Moraba	9000 SYP	NA	450 SYP	NA
Nada	9200 SYP	NA	475 SYP	NA

- Most common electricity source
- Main network
 - Generator
 - No source
 - Solar alternative
 - No information

- Fuel Prices (SYP)*
- B** Butane (cannister)
 - C** Coal (1kg)
 - D** Diesel (1 litre)
 - F** Firewood (1 tonne)

- NFI Prices (SYP)*
- Cement (50kg)
 - Floor mat (3*4m)
 - Plastic tarpaulin (1m²)
 - Tent (5 persons)
- NA: not available for purchase

Shelter

- Most common shelter
- Independent apartment or house
 - Shared apartment or house
 - Unfinished apartment or house
 - Tent
 - Private space not for shelter
 - Cave/natural shelter
 - Collective public space not for shelter
 - No IDPs
 - No information
- Min - Max: rent paid per room (where known)

Community	Most common shelter	Min - Max: rent paid per room (where known)
Abu Katuleh	Independent apartment or house	No info
Busra Esh Sham	Independent apartment or house	No info
Jemrine	Independent apartment or house	No info
Moraba	Independent apartment or house	5000 - 6000 SYP
Nada	Independent apartment or house	No info

Livelihoods

Most common sources of income

Most common strategies used to cope with lack of income / resources

Community	Most common sources of income	Most common strategies used to cope with lack of income / resources
Abu Katuleh	Business / trade	Children sent to work/beg Borrowing from family/friends Selling household assets
Busra Esh Sham	Daily employment Business/trade Remittances	Taking loans/buying on credit Borrowing from family/friends
Jemrine	Daily employment Sale of household assets Business/trade	Borrowing from family/friends High risk/illegal work Selling household assets
Moraba	Daily employment Business/trade Remittances	Taking loans/buying on credit Borrowing from family/friends
Nada	Daily employment Business/trade Support from family/friends	Children sent to work/beg Borrowing from family/friends Selling household assets

- Abu Katuleh**
- Cutting trees
 - Burning productive assets
 - Burning plastics
- Busra Esh Sham**
- Cutting trees
 - Burning furniture not in use
 - Burning productive assets
- Jemrine**
- No lack of fuel

Most common strategies used to cope with a lack of fuel

- Moraba**
- Cutting trees
 - Burning furniture not in use
 - Burning productive assets
- Nada**
- Cutting trees
 - Burning productive assets
 - Burning plastics

Busra Esh Sham 1/2, Dar'a Governorate

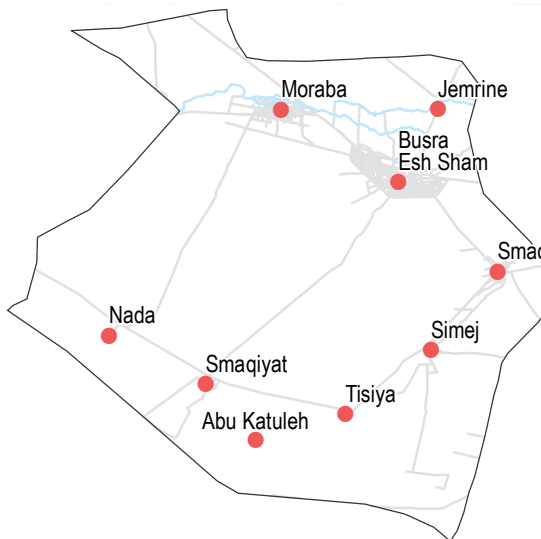
October 2017

WASH

- Most common water source**
- Status of water source**
- Water is safe to drink
 - Water tastes/smells bad
 - People sick after drinking
 - No information
- Sufficiency of available water to meet household needs**
- Sufficient
 - Insufficient
 - No information
- Most common method of garbage disposal**

- Abu Katuleh**
- Water trucking
 - Buried / burned
- Busra Esh Sham**
- Closed well
 - Private paid collection
- Jemrine**
- Closed well
 - Private paid collection
- Moraba**
- Closed well
 - Private paid collection
- Nada**
- Water trucking
 - Buried / burned

9/9 communities assessed (4 communities are shown on the next factsheet): Abu Katuleh, Busra Esh Sham, Jemrine, Moraba, Nada



Education

- Status of primary schools in village**
- Functioning
 - Not functioning
 - Not available
 - No information
- Barriers to accessing education services**
- Abu Katuleh: Most children accessed education
 - Busra Esh Sham: Most children accessed education

- Jemrine: Most children accessed education
- Moraba: Most children accessed education
- Nada: Most children accessed education

Health

	Most common health problems	Most common barriers to accessing healthcare
Abu Katuleh	Diarrhoea Communicable diseases Acute respiratory infections	No facilities in the area High cost of transportation Lack of transportation
Busra Esh Sham	Communicable diseases Chronic diseases Acute respiratory infections	No difficulties reported
Jemrine	Chronic diseases Pregnancy related diseases Severe diseases affecting those aged less than 5	Old age Disability/Injuries/Illness
Moraba	Communicable diseases Chronic diseases Acute respiratory infections	No difficulties reported
Nada	Diarrhoea Communicable diseases Acute respiratory infections	No facilities in the area High cost of transportation Lack of transportation

Food Security

- Abu Katuleh**
- Bread: no info
 - Rice: no info
 - Lentils: 400 SYP
 - Sugar: 400 SYP
 - Cooking oil: no info
- Busra Esh Sham**
- Bread: 125 SYP
 - Rice: 600 SYP
 - Lentils: 300 SYP
 - Sugar: 300 SYP
 - Cooking oil: 600 SYP
- Jemrine**
- Bread: no info
 - Rice: 700 SYP
 - Lentils: 325 SYP
 - Sugar: 300 SYP
 - Cooking oil: 650 SYP
- Moraba**
- Bread: 125 SYP
 - Rice: 600 SYP
 - Lentils: 300 SYP
 - Sugar: 300 SYP
 - Cooking oil: 600 SYP
- Nada**
- Bread: 150 SYP
 - Rice: 600 SYP
 - Lentils: no info
 - Sugar: 375 SYP
 - Cooking oil: 850 SYP
- Main challenges to obtaining food**
- No challenges
 - Some foods unavailable
 - Local production decreased
 - Lack of access to markets
 - Some foods expensive
 - Lack of resources to buy food
 - Lack of access to fuel
 - Cooking fuel unavailable
 - No information
- Access to bread**
- Bread (public): 1 pack
 - Rice: 1kg
 - Lentils: 1kg
 - Sugar: 1kg
 - Cooking oil: 1 litre
 - Most common source of bread
 - Most common barriers to accessing bread
 - Number of days, per month, where bread from private bakeries was unavailable

Busra Esh Sham 2/2, Dar'a Governorate

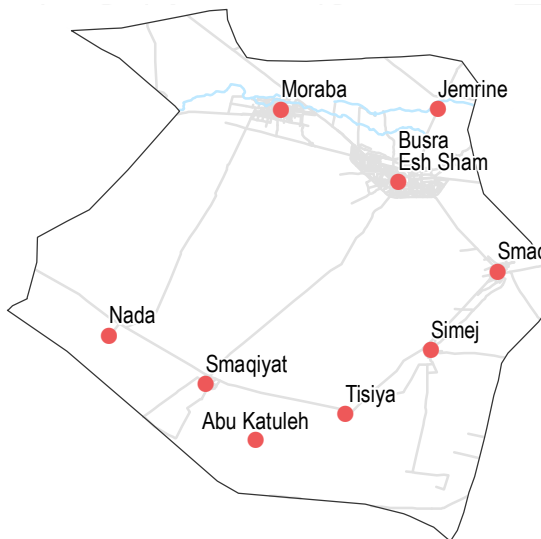
October 2017

Displacement

- % of pre-conflict population remaining
- % of population that are female
- % of female-headed households
- IDPs living in village
- New IDP arrivals
- Returnees

Community	% of pre-conflict population remaining	% of population that are female	% of female-headed households	IDPs living in village	New IDP arrivals	Returnees
Simej	76-100%	51-75%	1-25%	Yes	No	Yes
Smad	51-75%	51-75%	1-25%	Yes	No	Yes
Smaqiyat	76-100%	51-75%	1-25%	Yes	No	No
Tisiya	1-25%	51-75%	1-25%	Yes	No	No

• 9/9 communities assessed (5 communities are shown on the previous factsheet): Simej, Smad, Smaqiyat, Tisiya



NFIs

Community	B	C	D	F
Simej	9000 SYP	NA	450 SYP	NA
Tisiya	NA	NA	NA	NA

Smad

Community	B	C	D	F
Smad	9000 SYP	NA	450 SYP	NA

Smaqiyat

Community	B	C	D	F
Smaqiyat	8700 SYP	NA	450 SYP	NA

- Most common electricity source
- Main network
 - Generator
 - No source
 - Solar alternative
 - No information

- Fuel Prices (SYP)*
- B** Butane (cannister)
 - C** Coal (1kg)
 - D** Diesel (1 litre)
 - F** Firewood (1 tonne)

- NFI Prices (SYP)*
- Cement (50kg)
 - Floor mat (3*4m)
 - Plastic tarpaulin (1m²)
 - Tent (5 persons)
- NA: not available for purchase

- Most common strategies used to cope with a lack of fuel
-

Shelter

- Most common shelter
- Independent apartment or house
 - Shared apartment or house
 - Unfinished apartment or house
 - Tent
 - Private space not for shelter
 - Cave/natural shelter
 - Collective public space not for shelter
 - No IDPs
 - No information
- Min - Max: rent paid per room (where known)

Community	NDPs	IDPs
Simej		
Tisiya	No info	
Smad		
Smaqiyat		

Livelihoods

Most common sources of income

Most common strategies used to cope with lack of income / resources

Community	Most common sources of income	Most common strategies used to cope with lack of income / resources
Simej	Daily employment Business/trade Support from family/friends	Children sent to work/beg Borrowing from family/friends Selling household assets
Smad	Daily employment Business/trade Remittances	Taking loans/buying on credit Borrowing from family/friends
Smaqiyat	Daily employment Business/trade Support from family/friends	Children sent to work/beg Borrowing from family/friends Selling household assets
Tisiya	Daily employment Business/trade Support from family/friends	Children sent to work/beg Borrowing from family/friends Selling household assets

Simej

- Cutting trees
- Burning productive assets
- Burning plastics

Smad

- Cutting trees
- Burning furniture not in use
- Burning productive assets

Smaqiyat

- Cutting trees
- Burning productive assets
- Burning plastics

Tisiya

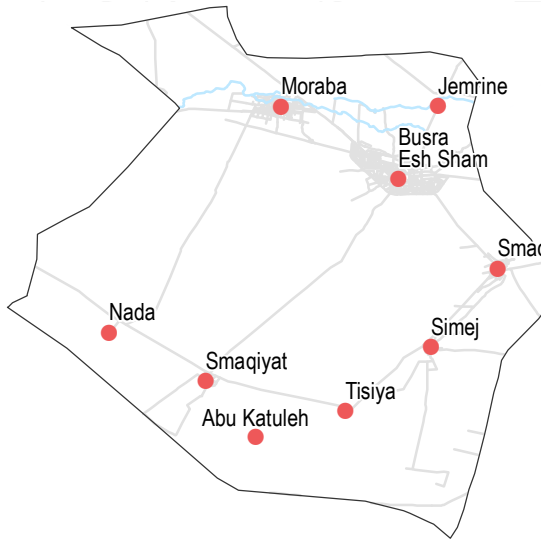
- Cutting trees
- Burning productive assets
- Burning plastics

WASH

- Most common water source**
- Water is safe to drink
 - Water tastes/smells bad
 - People sick after drinking
 - No information
- Sufficiency of available water to meet household needs**
- Sufficient
 - Insufficient
 - No information
- Most common method of garbage disposal**
- Buried / burned

- Simej**
- Water trucking
 - Buried / burned
- Smad**
- Closed well
 - Private paid collection
- Smaqiyat**
- Water trucking
 - Buried / burned
- Tisiya**
- Water trucking
 - Buried / burned

• 9/9 communities assessed (5 communities are shown on the previous factsheet): Simej, Smad, Smaqiyat, Tisiya



Education

- Status of primary schools in village**
- Functioning
 - Not functioning
 - Not available
 - No information
- Barriers to accessing education services**
- No information
- Simej**
- Most children accessed education
- Smad**
- Most children accessed education

- Smaqiyat**
- Lack of teaching staff
 - Lack of school supplies
- Tisiya**
- Lack of teaching staff
 - Lack of school supplies

Health

	Most common health problems	Most common barriers to accessing healthcare
Simej	Chronic diseases Acute respiratory infections	No facilities in the area High cost of transportation Lack of transportation
Smad	Communicable diseases Chronic diseases Acute respiratory infections	No facilities in the area
Smaqiyat	Communicable diseases Chronic diseases Acute respiratory infections	No difficulties reported
Tisiya	Diarrhoea Acute respiratory infections Severe diseases affecting those aged less than 5	No facilities in the area High cost of transportation Lack of transportation

Food Security

Simej

- Bread: 150 SYP
 - Rice: 600 SYP
 - Lentils: 400 SYP
 - Sugar: 375 SYP
 - Cooking oil: 875 SYP
- Bread is not available in the village
 - No difficulties reported
 - Private bakeries unavailable

Smad

- Bread: 125 SYP
 - Rice: 600 SYP
 - Lentils: 300 SYP
 - Sugar: 300 SYP
 - Cooking oil: 600 SYP
- Public bakeries
 - No difficulties reported
 - Private bakeries unavailable

Smaqiyat

- Bread: 125 SYP
 - Rice: 600 SYP
 - Lentils: no info
 - Sugar: 325 SYP
 - Cooking oil: 800 SYP
- Bread is not available in the village
 - No difficulties reported
 - Private bakeries unavailable

Tisiya

- Bread: no info
 - Rice: no info
 - Lentils: no info
 - Sugar: no info
 - Cooking oil: no info
- Bread is not available in the village
 - No difficulties reported
 - Private bakeries unavailable

- Main challenges to obtaining food**
- No challenges
 - Some foods unavailable
 - Local production decreased
 - Lack of access to markets
 - Some foods expensive
 - Lack of resources to buy food
 - Lack of access to fuel
 - Cooking fuel unavailable
 - No information
- Bread (public): 1 pack**
- Rice: 1kg**
- Lentils: 1kg**
- Sugar: 1kg**
- Cooking oil: 1 litre**
- Access to bread**
- Most common source of bread
 - Most common barriers to accessing bread
 - Number of days, per month, where bread from private bakeries was unavailable

Da'el, Dar'a Governorate

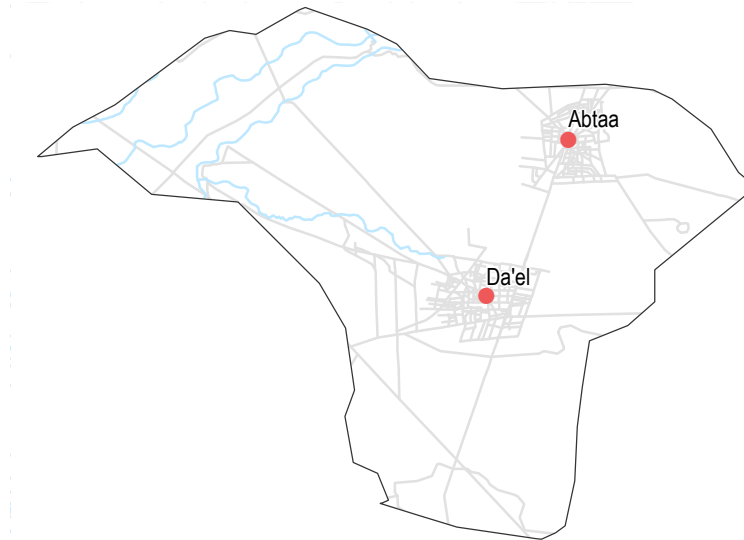
October 2017

Displacement

- % of pre-conflict population remaining
- % of population that are female
- % of female-headed households
- IDPs living in village
- New IDP arrivals
- Returnees

Abtaa	76-100%	51-75%	1-25%
	Yes	No	No
Da'el	51-75%	26-50%	1-25%
	Yes	No	No

• 2/2 communities assessed : Abtaa, Da'el



Shelter

- Independent apartment or house
 - Shared apartment or house
 - Unfinished apartment or house
 - Tent
 - Private space not for shelter
 - Cave/natural shelter
 - Collective public space not for shelter
 - No IDPs
 - No information
- Min - Max: rent paid per room (where known)

Abtaa	NDPs	IDPs
	No info	
Da'el	NDPs	IDPs
	No info	

Livelihoods

Most common sources of income

Most common strategies used to cope with lack of income / resources

Abtaa

Stable employment
Business/trade
Remittances

Children sent to work/beg
Taking loans/buying on credit
Borrowing from family/friends

Da'el

Stable employment
Daily employment
Business/trade

Children sent to work/beg
Taking loans/buying on credit
Borrowing from family/friends

NFIs

Abtaa

B 9200 SYP	2450 SYP
C 300 SYP	9000 SYP
D 450 SYP	1700 SYP
F 65000 SYP	72000 SYP

Da'el

B 9200 SYP	2400 SYP
C 300 SYP	9200 SYP
D 450 SYP	1650 SYP
F 65500 SYP	76500 SYP

Most common electricity source

- Main network
- Generator
- No source
- Solar alternative
- No information

Fuel Prices (SYP)*

- B** Butane (cannister)
- C** Coal (1kg)
- D** Diesel (1 litre)
- F** Firewood (1 tonne)

NFI Prices (SYP)*

- Cement (50kg)
- Floor mat (3*4m)
- Plastic tarpaulin (1m²)
- Tent (5 persons)

NA: not available for purchase

Abtaa
No lack of fuel

Da'el
No lack of fuel

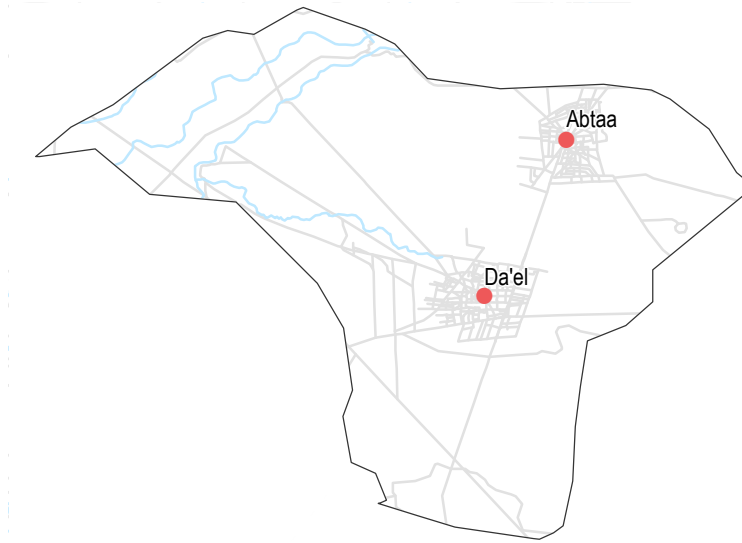
Most common strategies used to cope with a lack of fuel

WASH

- Most common water source
- Status of water source
- Water is safe to drink
 - Water tastes/smells bad
 - People sick after drinking
 - No information
- Sufficiency of available water to meet household needs
- Sufficient
 - Insufficient
 - No information
- Most common method of garbage disposal

- Abtaa**
- Network
 - Private paid collection
- Da'el**
- Water trucking
 - Private paid collection

• 2/2 communities assessed : Abtaa, Da'el



Food Security

Abtaa

- Private bakeries
 - No difficulties reported
 - 0
- Bread: no info
Rice: 550 SYP
Lentils: 360 SYP
Sugar: 330 SYP
Cooking oil: 650 SYP

Da'el

- Private bakeries
 - No difficulties reported
 - 0
- Bread: no info
Rice: 550 SYP
Lentils: 355 SYP
Sugar: 335 SYP
Cooking oil: 650 SYP

Main challenges to obtaining food

- No challenges
 - Some foods unavailable
 - Local production decreased
 - Lack of access to markets
 - Some foods expensive
 - Lack of resources to buy food
 - Lack of access to fuel
 - Cooking fuel unavailable
 - No information
- Bread (public): 1 pack
Rice: 1kg
Lentils: 1kg
Sugar: 1kg
Cooking oil: 1 litre

Access to bread

- Most common source of bread
- Most common barriers to accessing bread
- Number of days, per month, where bread from private bakeries was unavailable

Education

- Status of primary schools in village
- Functioning
 - Not functioning
 - Not available
 - No information
- Barriers to accessing education services

Abtaa
Most children accessed education

Da'el
Most children accessed education

Health

- Most common health problems
- Most common barriers to accessing healthcare

Abtaa

Disabilities
Maternal health issues
Severe diseases affecting those aged less than 5

No difficulties reported

Da'el

Disabilities
Pregnancy related diseases
Severe diseases affecting those aged less than 5

No difficulties reported

Dar'a 1/2, Dar'a Governorate

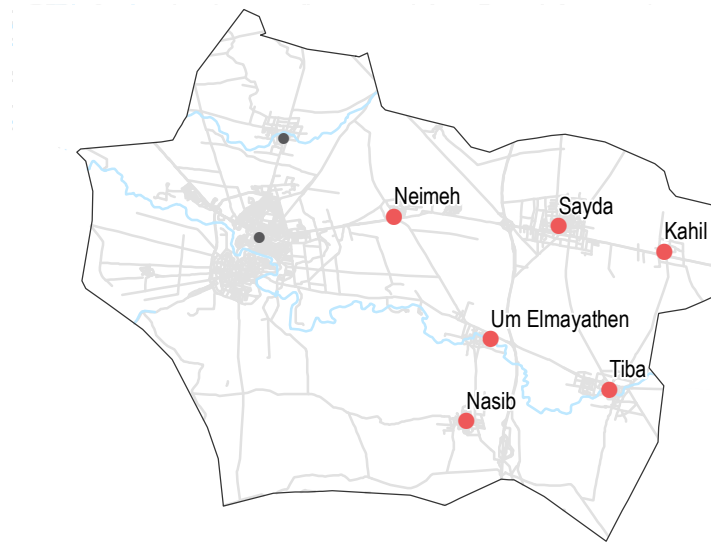
October 2017

Displacement

- % of pre-conflict population remaining
- % of population that are female
- % of female-headed households
- IDPs living in village
- New IDP arrivals
- Returnees

Kahil	51-75%	51-75%	1-25%
	Yes	No	No
Nasib	76-100%	51-75%	1-25%
	Yes	No	No
Neimeh	26-50%	26-50%	1-25%
	Yes	No	No

• 6/8 communities assessed (3 communities are shown on the next factsheet): Kahil, Nasib, Neimeh



NFIs

Kahil

B 9000 SYP	2900 SYP
C 400 SYP	NA
D 425 SYP	750 SYP
F NA	NA

Nasib

B 10000 SYP	3000 SYP
C 500 SYP	13000 SYP
D 430 SYP	4500 SYP
F NA	NA

Neimeh

B 9000 SYP	NA
C 400 SYP	NA
D 425 SYP	NA
F NA	NA

- Most common electricity source
- Main network
 - Generator
 - No source
 - Solar alternative
 - No information

- Fuel Prices (SYP)*
- B** Butane (cannister)
 - C** Coal (1kg)
 - D** Diesel (1 litre)
 - F** Firewood (1 tonne)

- NFI Prices (SYP)*
- Cement (50kg)
 - Floor mat (3*4m)
 - Plastic tarpaulin (1m²)
 - Tent (5 persons)
- NA: not available for purchase

Shelter

- Most common shelter
- Independent apartment or house
 - Shared apartment or house
 - Unfinished apartment or house
 - Tent
 - Private space not for shelter
 - Cave/natural shelter
 - Collective public space not for shelter
 - No IDPs
 - No information
- Min - Max: rent paid per room (where known)

Kahil	NDPs	IDPs
	10000 -	15000 SYP
Nasib	NDPs	IDPs
	9000 -	10000 SYP
Neimeh	NDPs	IDPs
	No info	

Livelihoods

Most common sources of income

Most common strategies used to cope with lack of income / resources

Kahil	Stable employment Farm owning Remittances	Borrowing from family/friends Reducing meal size
Nasib	Business / trade	Children sent to work/beg Borrowing from family/friends
Neimeh	Stable employment Remittances Sale of humanitarian aid	Borrowing from family/friends Reducing meal size

Kahil
No lack of fuel

Nasib
No lack of fuel

Neimeh
No lack of fuel

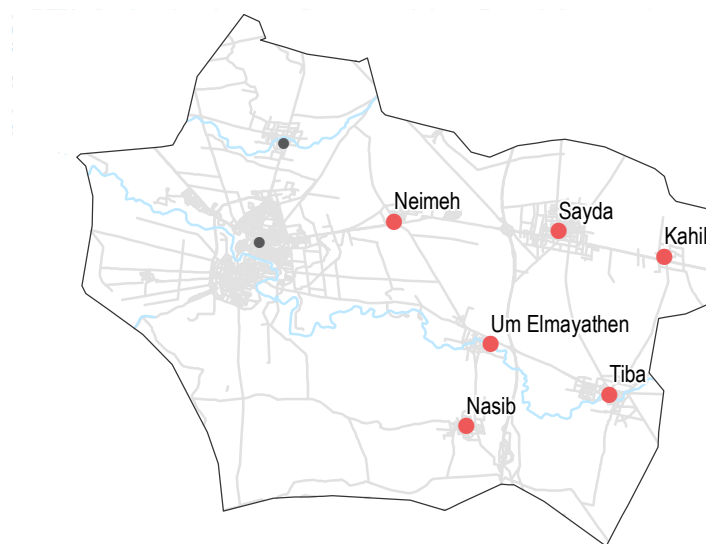
Most common strategies used to cope with a lack of fuel

WASH

- Most common water source**
- Water is safe to drink
 - Water tastes/smells bad
 - People sick after drinking
 - No information
- Sufficiency of available water to meet household needs**
- Sufficient
 - Insufficient
 - No information
- Most common method of garbage disposal**
- Buried / burned

- Kahil**
- Water trucking
 - Private paid collection
- Nasib**
- Water trucking
 - Public free collection
- Neimeh**
- Water trucking
 - Buried / burned

6/8 communities assessed (3 communities are shown on the next factsheet): Kahil, Nasib, Neimeh



Education

- Status of primary schools in village**
- Functioning
 - Not functioning
 - Not available
 - No information
- Barriers to accessing education services**
- No information
- Kahil**
- Most children accessed education

- Neimeh**
- Most children accessed education

- Nasib**
- Most children accessed education

Health

	Most common health problems	Most common barriers to accessing healthcare
Kahil	Diarrhoea Communicable diseases	No difficulties reported
Nasib	Chronic diseases Acute respiratory infections Fever	No difficulties reported
Neimeh	Disabilities Diarrhoea	No difficulties reported

Food Security

Kahil

- Private bakeries
 - No difficulties reported
 - 0
- Bread: no info
Rice: 500 SYP
Lentils: 250 SYP
Sugar: 300 SYP
Cooking oil: 700 SYP

Nasib

- Private bakeries
 - No difficulties reported
 - 0
- Bread: 200 SYP
Rice: 650 SYP
Lentils: 400 SYP
Sugar: 450 SYP
Cooking oil: 900 SYP

Neimeh

- Private bakeries
 - No difficulties reported
 - 0
- Bread: no info
Rice: 500 SYP
Lentils: 250 SYP
Sugar: 350 SYP
Cooking oil: 700 SYP

Main challenges to obtaining food

- No challenges
- Some foods unavailable
- Local production decreased
- Lack of access to markets
- Some foods expensive
- Lack of resources to buy food
- Lack of access to fuel
- Cooking fuel unavailable
- No information

Bread (public): 1 pack
Rice: 1kg
Lentils: 1kg
Sugar: 1kg
Cooking oil: 1 litre

Access to bread

- Most common source of bread
- Most common barriers to accessing bread
- Number of days, per month, where bread from private bakeries was unavailable

Dar'a 2/2, Dar'a Governorate

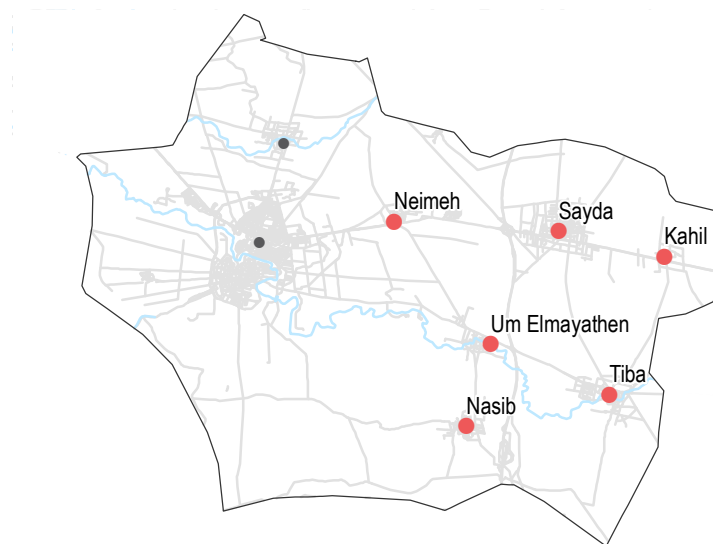
October 2017

Displacement

- % of pre-conflict population remaining
- % of population that are female
- % of female-headed households
- IDPs living in village
- New IDP arrivals
- Returnees

Sayda					
26-50%	26-50%	1-25%	Yes	No	No
Tiba					
51-75%	51-75%	1-25%	Yes	No	No
Um Elmayathen					
76-100%	51-75%	1-25%	Yes	No	No

• 6/8 communities assessed (3 communities are shown on the previous factsheet): Sayda, Tiba, Um Elmayathen



NFIs

Sayda

B 9150 SYP	2250 SYP
C 300 SYP	9000 SYP
D 450 SYP	1600 SYP
F 56500 SYP	75000 SYP

Tiba

B 9500 SYP	3000 SYP
C 500 SYP	13000 SYP
D 430 SYP	5000 SYP
F 90000 SYP	NA

Um Elmayathen

B 10000 SYP	3000 SYP
C 500 SYP	13000 SYP
D 435 SYP	5000 SYP
F NA	NA

- Most common electricity source
- Main network
 - Generator
 - No source
 - Solar alternative
 - No information

- Fuel Prices (SYP)*
- B** Butane (cannister)
 - C** Coal (1kg)
 - D** Diesel (1 litre)
 - F** Firewood (1 tonne)

- NFI Prices (SYP)*
- Cement (50kg)
 - Floor mat (3*4m)
 - Plastic tarpaulin (1m²)
 - Tent (5 persons)
- NA: not available for purchase

Shelter

- Most common shelter
- Independent apartment or house
 - Shared apartment or house
 - Unfinished apartment or house
 - Tent
 - Private space not for shelter
 - Cave/natural shelter
 - Collective public space not for shelter
 - No IDPs
 - No information
- Min - Max: rent paid per room (where known)

Sayda

NDPs	IDPs
2000 - 2500 SYP	

Tiba

NDPs	IDPs
10000 - 15000 SYP	

Um Elmayathen

NDPs	IDPs
8000 - 9000 SYP	

Livelihoods

Most common sources of income

Most common strategies used to cope with lack of income / resources

Sayda

Stable employment
Daily employment
Business/trade

Children sent to work/beg
Taking loans/buying on credit
Borrowing from family/friends

Tiba

Daily employment
Business/trade
Remittances

Children sent to work/beg
Borrowing from family/friends
Skipping meals

Um Elmayathen

Daily employment
Business/trade
Remittances

Children sent to work/beg
Borrowing from family/friends

Sayda
No lack of fuel

Tiba
No lack of fuel

Um Elmayathen
No lack of fuel

Most common strategies used to cope with a lack of fuel

WASH

- Most common water source
- Status of water source
- Water is safe to drink
 - Water tastes/smells bad
 - People sick after drinking
 - No information
- Sufficiency of available water to meet household needs
- Sufficient
 - Insufficient
 - No information
- Most common method of garbage disposal

Sayda

- Water trucking
- Private paid collection

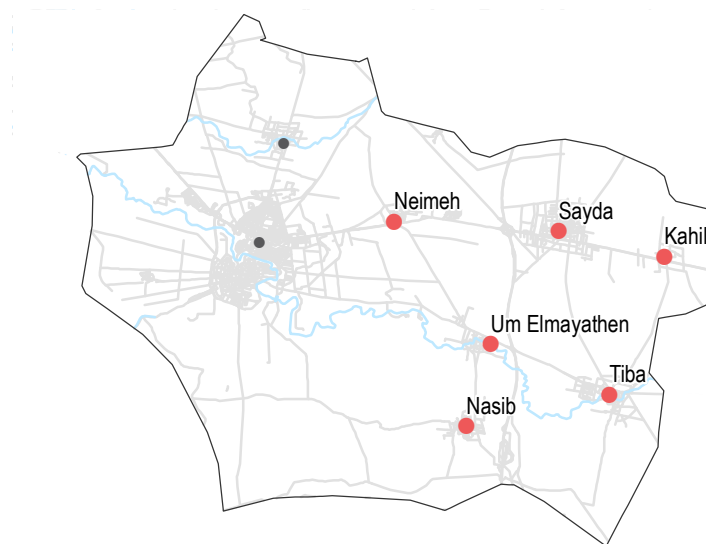
Tiba

- Water trucking
- Public free collection

Um Elmayathen

- Water trucking
- Public free collection

• 6/8 communities assessed (3 communities are shown on the previous factsheet): Sayda, Tiba, Um Elmayathen



Education

- Status of primary schools in village
- Functioning
 - Not functioning
 - Not available
 - No information
- Barriers to accessing education services

Um Elmayathen

Most children accessed education

Sayda

Most children accessed education

Tiba

Most children accessed education

Health

Most common health problems

Most common barriers to accessing healthcare

Sayda

Disabilities
Pregnancy related diseases
Severe diseases affecting those aged less than 5

No difficulties reported

Tiba

Chronic diseases
Acute respiratory infections
Fever

No difficulties reported

Um Elmayathen

Chronic diseases
Fever

No difficulties reported

Food Security

Sayda



Bread: no info
Rice: 550 SYP
Lentils: 350 SYP
Sugar: 335 SYP
Cooking oil: 700 SYP

Private bakeries

No difficulties reported

0

Tiba



Bread: 200 SYP
Rice: 650 SYP
Lentils: 400 SYP
Sugar: 450 SYP
Cooking oil: 900 SYP

Public bakeries

No difficulties reported

0

Um Elmayathen



Bread: 200 SYP
Rice: 600 SYP
Lentils: 400 SYP
Sugar: 450 SYP
Cooking oil: 900 SYP

Public bakeries

No difficulties reported

0

Main challenges to obtaining food

- No challenges
- Some foods unavailable
- Local production decreased
- Lack of access to markets
- Some foods expensive
- Lack of resources to buy food
- Lack of access to fuel
- Cooking fuel unavailable
- No information

Bread (public): 1 pack
Rice: 1kg
Lentils: 1 kg
Sugar: 1kg
Cooking oil: 1 litre

Access to bread

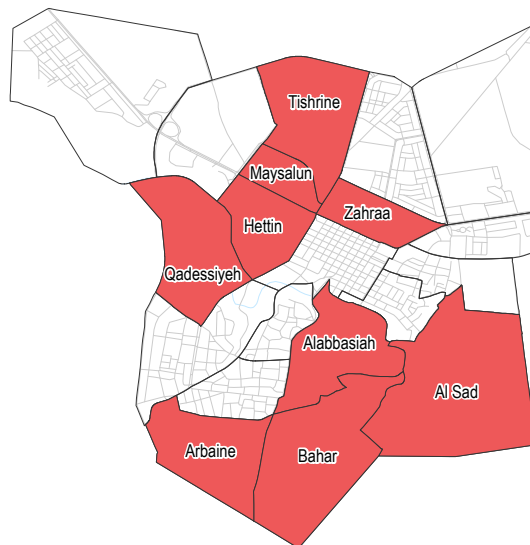
- Most common source of bread
- Most common barriers to accessing bread
- Number of days, per month, where bread from private bakeries was unavailable

Displacement

- % of pre-conflict population remaining
- % of population that are female
- % of female-headed households
- IDPs living in village
- New IDP arrivals
- Returnees

Sub-district	% of pre-conflict population remaining	% of population that are female	% of female-headed households	IDPs living in village	New IDP arrivals	Returnees
Al Sad	1-25%	26-50%	1-25%	Yes	Yes	Yes
Alabbasiah	26-50%	26-50%	None	Yes	Yes	Yes
Arbaine	1-25%	1-25%	None	Yes	No info	No
Bahar	1-25%	26-50%	1-25%	Yes	No	No
Hettin	26-50%	26-50%	1-25%	Yes	No	No

• 9/20 neighbourhoods assessed (4 neighbourhoods are shown on the next factsheet): Al Sad, Alabbasiah, Arbaine, Bahar, Hettin



Shelter

- Independent apartment or house
- Shared apartment or house
- Unfinished apartment or house
- Tent
- Private space not for shelter
- Cave/natural shelter
- Collective public space not for shelter
- No IDPs
- No information
- Min - Max: rent paid per room (where known)

Sub-district	NDPs	IDPs
Al Sad	No info	No info
Alabbasiah	No info	No info
Arbaine	No info	No info
Bahar	No info	No info
Hettin	3000 - 4000 SYP	3000 - 4000 SYP

Livelihoods

Most common sources of income

Most common strategies used to cope with lack of income / resources

Sub-district	Most common sources of income	Most common strategies used to cope with lack of income / resources
Al Sad	Business / trade	Borrowing from family/friends Reducing meal size
Alabbasiah	Sale of household assets Support from family/friends Remittances	Borrowing from family/friends Reducing meal size
Arbaine	High risk/illegal work Support from family/friends Remittances	Borrowing from family/friends Skipping meals
Bahar	Daily employment Sale of household assets Remittances	Borrowing from family/friends Selling household assets Reducing meal size
Hettin	Stable employment Remittances Sale of humanitarian aid	Borrowing from family/friends Skipping meals

NFIs

Sub-district	B	C	D	F
Al Sad	B 9200 SYP	C 450 SYP	D 450 SYP	F NA
Alabbasiah	B 9500 SYP	C 450 SYP	D 450 SYP	F NA
Arbaine	B NA	C NA	D 480 SYP	F NA
Bahar	B 9400 SYP	C 450 SYP	D 460 SYP	F NA
Hettin	B 3000 SYP	C 450 SYP	D 200 SYP	F NA

- Most common electricity source
- Main network
 - Generator
 - No source
 - Solar alternative
 - No information
- Fuel Prices (SYP)*
- B** Butane (cannister)
 - C** Coal (1kg)
 - D** Diesel (1 litre)
 - F** Firewood (1 tonne)
- NFI Prices (SYP)*
- Cement (50kg)
 - Floor mat (3*4m)
 - Plastic tarpaulin (1m²)
 - Tent (5 persons)
- NA: not available for purchase

Al Sad
No lack of fuel

Alabbasiah
No lack of fuel

Arbaine
No lack of fuel

Most common strategies used to cope with a lack of fuel

Bahar
No lack of fuel

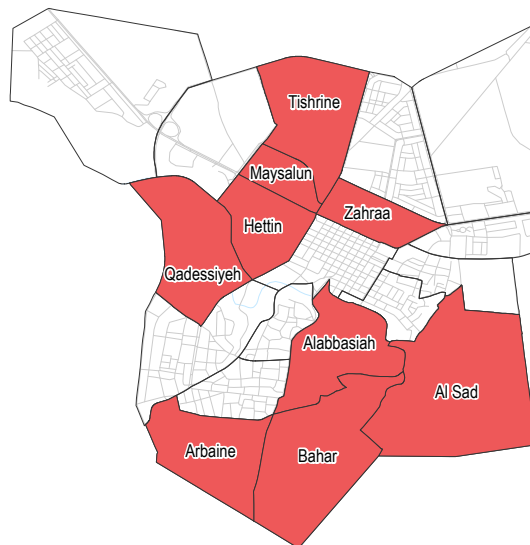
Hettin
No lack of fuel

WASH

- Most common water source**
- Status of water source**
- Water is safe to drink
 - Water tastes/smells bad
 - People sick after drinking
 - No information
- Sufficiency of available water to meet household needs**
- Sufficient
 - Insufficient
 - No information
- Most common method of garbage disposal**

- Al Sad**
- Water trucking
 - Buried / burned
- Alabbasiah**
- Water trucking
 - Buried / burned
- Arbaine**
- Water trucking
 - Buried / burned
- Bahar**
- Water trucking
 - Buried / burned
- Hettin**
- Network
 - Public free collection

9/20 neighbourhoods assessed (4 neighbourhoods are shown on the next factsheet): Al Sad, Alabbasiah, Arbaine, Bahar, Hettin



Education

- Status of primary schools in village**
- Functioning
 - Not functioning
 - Not available
 - No information
- Barriers to accessing education services**
- Al Sad**
- Lack of teaching staff
 - Lack of school supplies
 - No spaces available
- Alabbasiah**
- Lack of teaching staff
 - Lack of school supplies

- Arbaine**
- Some facilities destroyed
 - Lack of teaching staff
- Bahar**
- Some facilities destroyed
- Hettin**
- Most children accessed education

Health

- Most common health problems**
- Most common barriers to accessing healthcare**

Neighbourhood	Most common health problems	Most common barriers to accessing healthcare
Al Sad	Disabilities	No difficulties reported
Alabbasiah	Skin diseases Acute respiratory infections Malnutrition	No facilities in the area
Arbaine	Disabilities Skin diseases	No facilities in the area
Bahar	Disabilities Diarrhoea	No difficulties reported
Hettin	Diarrhoea Acute respiratory infections Malnutrition	No difficulties reported

Food Security

- Al Sad**
- Bread: no info
 - Rice: 500 SYP
 - Lentils: 250 SYP
 - Sugar: 300 SYP
 - Cooking oil: 750 SYP
- Shops**
- Wheat not always available
 - Yeast not always available
 - Insufficient electricity/fuel
 - Private bakeries unavailable
- Alabbasiah**
- Bread: no info
 - Rice: 500 SYP
 - Lentils: 250 SYP
 - Sugar: 300 SYP
 - Cooking oil: 700 SYP
- Shops**
- Yeast not always available
 - Flour not always available
 - Wheat not always available
 - Private bakeries unavailable
- Arbaine**
- Bread: no info
 - Rice: no info
 - Lentils: no info
 - Sugar: no info
 - Cooking oil: no info
- Shops in nearby community**
- Yeast not always available
 - Flour not always available
 - Wheat not always available
 - Private bakeries unavailable
- Bahar**
- Bread: no info
 - Rice: 500 SYP
 - Lentils: 300 SYP
 - Sugar: 300 SYP
 - Cooking oil: 700 SYP
- Shops**
- Yeast not always available
 - Flour not always available
 - Wheat not always available
 - Private bakeries unavailable
- Hettin**
- Bread: 50 SYP
 - Rice: 500 SYP
 - Lentils: 275 SYP
 - Sugar: 300 SYP
 - Cooking oil: 650 SYP
- Public bakeries**
- No difficulties reported
 - Private bakeries unavailable

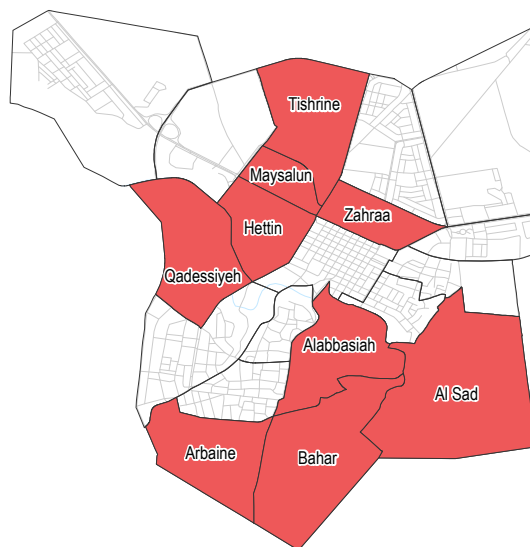
- Main challenges to obtaining food**
- No challenges
 - Some foods unavailable
 - Local production decreased
 - Lack of access to markets
 - Some foods expensive
 - Lack of resources to buy food
 - Lack of access to fuel
 - Cooking fuel unavailable
 - No information
- Bread (public): 1 pack**
- Rice: 1kg**
- Lentils: 1kg**
- Sugar: 1kg**
- Cooking oil: 1 litre**
- Access to bread**
- Most common source of bread
 - Most common barriers to accessing bread
 - Number of days, per month, where bread from private bakeries was unavailable

Displacement

- % of pre-conflict population remaining
- % of population that are female
- % of female-headed households
- IDPs living in village
- New IDP arrivals
- Returnees

Sub-district	% of pre-conflict population remaining	% of population that are female	% of female-headed households	IDPs living in village	New IDP arrivals	Returnees
Maysalun	26-50%	51-75%	1-25%	Yes	No	No
Qadessiyeh	1-25%	26-50%	1-25%	Yes	No	No
Tishrine	26-50%	51-75%	1-25%	Yes	Yes	Yes
Zahraa	1-25%	51-75%	1-25%	Yes	No	No

• 9/20 neighbourhoods assessed (5 neighbourhoods are shown on the previous factsheet): Maysalun, Qadessiyeh, Tishrine, Zahraa



Shelter

- Independent apartment or house
- Shared apartment or house
- Unfinished apartment or house
- Tent
- Private space not for shelter
- Cave/natural shelter
- Collective public space not for shelter
- No IDPs
- No information
- Min - Max: rent paid per room (where known)

Sub-district	Most common shelter	NDPs	IDPs	Min - Max: rent paid per room (where known)
Maysalun	Independent apartment or house	5000 - 6000 SYP		
Zahraa	Shared apartment or house	4500 - 5000 SYP		
Qadessiyeh	Unfinished apartment or house	No info		
Tishrine	Tent	3000 - 4000 SYP		

Livelihoods

- Most common sources of income
- Most common strategies used to cope with lack of income / resources

Sub-district	Most common sources of income	Most common strategies used to cope with lack of income / resources
Maysalun	Stable employment Remittances Sale of humanitarian aid	Borrowing from family/friends Reducing meal size
Qadessiyeh	High risk/illegal work Support from family/friends Remittances	Borrowing from family/friends Reducing meal size
Tishrine	Stable employment Remittances Sale of humanitarian aid	Borrowing from family/friends Reducing meal size
Zahraa	Stable employment Remittances Sale of humanitarian aid	Borrowing from family/friends

NFIs

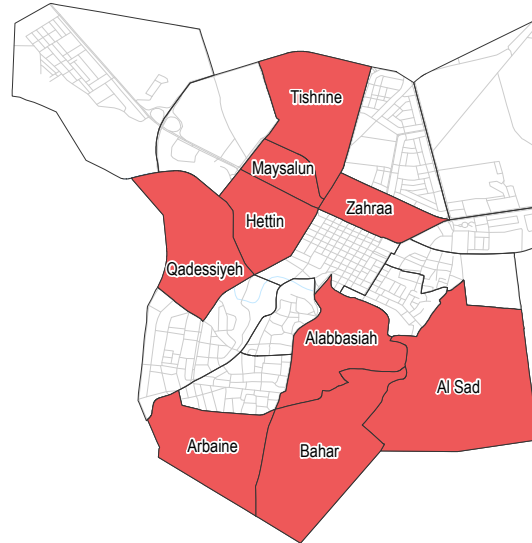
Sub-district	Most common electricity source	Fuel Prices (SYP)*	NFI Prices (SYP)*	Most common strategies used to cope with a lack of fuel
Maysalun	Main network	Butane (cannister) B 3000 SYP Coal (1kg) C 450 SYP Diesel (1 litre) D 200 SYP Firewood (1 tonne) F NA	Cement (50kg) B 9300 SYP Floor mat (3*4m) C NA Plastic tarpaulin (1m²) D 450 SYP Tent (5 persons) F NA	No lack of fuel
Zahraa	Generator	Butane (cannister) B 2800 SYP Coal (1kg) C 400 SYP Diesel (1 litre) D 200 SYP Firewood (1 tonne) F NA	Cement (50kg) B 9000 SYP Floor mat (3*4m) C NA Plastic tarpaulin (1m²) D NA Tent (5 persons) F NA	No lack of fuel
Qadessiyeh	No source	Butane (cannister) B NA Coal (1kg) C NA Diesel (1 litre) D NA Firewood (1 tonne) F NA	Cement (50kg) B NA Floor mat (3*4m) C NA Plastic tarpaulin (1m²) D NA Tent (5 persons) F NA	No lack of fuel
Tishrine	Solar alternative	Butane (cannister) B 3000 SYP Coal (1kg) C 450 SYP Diesel (1 litre) D 200 SYP Firewood (1 tonne) F NA	Cement (50kg) B NA Floor mat (3*4m) C NA Plastic tarpaulin (1m²) D NA Tent (5 persons) F NA	No lack of fuel

WASH

- Most common water source**
- Water is safe to drink
 - Water tastes/smells bad
 - People sick after drinking
 - No information
- Sufficiency of available water to meet household needs**
- Sufficient
 - Insufficient
 - No information
- Most common method of garbage disposal**
- Public free collection

- Maysalun**
- Network
 - Public free collection
- Qadessiyeh**
- Water trucking
 - Buried / burned
- Tishrine**
- Network
 - Public free collection
- Zahraa**
- Network
 - Public free collection

• 9/20 neighbourhoods assessed (5 neighbourhoods are shown on the previous factsheet): Maysalun, Qadessiyeh, Tishrine, Zahraa



Education

- Status of primary schools in village**
- Functioning
 - Not functioning
 - Not available
 - No information
- Barriers to accessing education services**
- Most common barriers to accessing bread

- Tishrine**
- Most children accessed education
- Zahraa**
- Most children accessed education

Maysalun
 Most children accessed education

Qadessiyeh
 Some facilities destroyed

Health

- Most common health problems
- Most common barriers to accessing healthcare

Neighbourhood	Most common health problems	Most common barriers to accessing healthcare
Maysalun	Skin diseases Acute respiratory infections	No difficulties reported
Qadessiyeh	Disabilities Communicable diseases Malnutrition	No facilities in the area
Tishrine	Communicable diseases	No difficulties reported
Zahraa	Diarrhoea Skin diseases Malnutrition	No difficulties reported

Food Security

Maysalun

- Public bakeries
 - No difficulties reported
 - Private bakeries unavailable
- Bread: 50 SYP
 Rice: 500 SYP
 Lentils: 275 SYP
 Sugar: 300 SYP
 Cooking oil: 600 SYP

Qadessiyeh

- Shops
 - Yeast not always available
 - Flour not always available
 - Wheat not always available
 - Private bakeries unavailable
- Bread: no info
 Rice: 500 SYP
 Lentils: 250 SYP
 Sugar: 300 SYP
 Cooking oil: 750 SYP

Tishrine

- Public bakeries
 - No difficulties reported
 - Private bakeries unavailable
- Bread: 50 SYP
 Rice: 500 SYP
 Lentils: 250 SYP
 Sugar: 300 SYP
 Cooking oil: 650 SYP

Zahraa

- Public bakeries
 - No difficulties reported
 - Private bakeries unavailable
- Bread: 50 SYP
 Rice: 500 SYP
 Lentils: 300 SYP
 Sugar: 300 SYP
 Cooking oil: 600 SYP

Main challenges to obtaining food

- No challenges
- Some foods unavailable
- Local production decreased
- Lack of access to markets
- Some foods expensive
- Lack of resources to buy food
- Lack of access to fuel
- Cooking fuel unavailable
- No information

Bread (public): 1 pack
 Rice: 1kg
 Lentils: 1kg
 Sugar: 1kg
 Cooking oil: 1 litre

Access to bread

- Most common source of bread

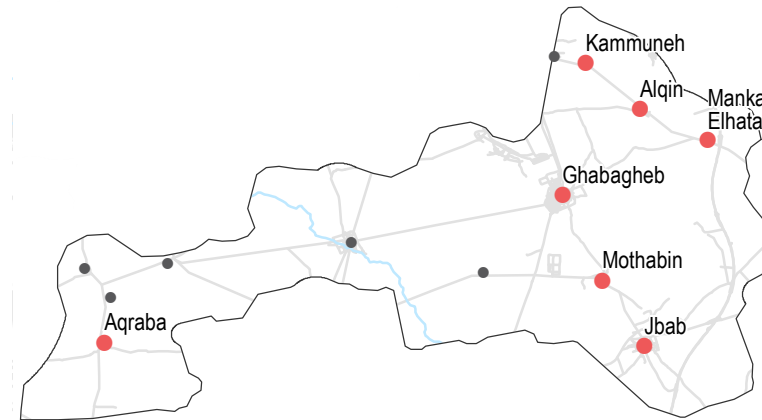
- Most common barriers to accessing bread
- Number of days, per month, where bread from private bakeries was unavailable

Displacement

- % of pre-conflict population remaining
- % of population that are female
- % of female-headed households
- IDPs living in village
- New IDP arrivals
- Returnees

Community	% of pre-conflict population remaining	% of population that are female	% of female-headed households	IDPs living in village	New IDP arrivals	Returnees
Alqin	1-25%	1-25%	1-25%	Yes	No info	No
Aqraba	51-75%	51-75%	1-25%	Yes	No	No
Ghabagheb	51-75%	26-50%	1-25%	Yes	No info	No
Jbab	76-100%	26-50%	1-25%	Yes	No	No

• 7/13 communities assessed (3 communities are shown on the next factsheet): Alqin, Aqraba, Ghabagheb, Jbab



Shelter

- Independent apartment or house
- Shared apartment or house
- Unfinished apartment or house
- Tent
- Private space not for shelter
- Cave/natural shelter
- Collective public space not for shelter
- No IDPs
- No information
- Min - Max: rent paid per room (where known)

Community	Most common shelter	NDPs	IDPs	Rent (SYP)
Alqin	Independent apartment or house	Green house	Black X	No info
Aqraba	Shared apartment or house	Green house	Green house	No info
Ghabagheb	Unfinished apartment or house	Green house	Black X	5000 - 10000 SYP
Jbab	Tent	Green house	Green house	4500 - 6000 SYP

Livelihoods

Most common sources of income

Most common strategies used to cope with lack of income / resources

Community	Most common sources of income	Most common strategies used to cope with lack of income / resources
Alqin	Daily employment Farm owning Support from family/friends	Borrowing from family/friends Skipping meals Reducing meal size
Aqraba	Daily employment Business/trade	Children sent to work/beg Borrowing from family/friends
Ghabagheb	Daily employment Farm owning Support from family/friends	Borrowing from family/friends Skipping meals Reducing meal size
Jbab	Stable employment Daily employment Business/trade	Children sent to work/beg Taking loans/buying on credit Borrowing from family/friends

NFIs

Community	Most common electricity source	Fuel Prices (SYP)*	NFI Prices (SYP)*
Alqin	Generator	B 3000 SYP C 350 SYP D 350 SYP F 75000 SYP	NA
Jbab	Main network	B 2350 SYP C 300 SYP D 225 SYP F 65000 SYP	2150 SYP 8200 SYP 1800 SYP 22000 SYP
Aqraba	Generator	B 9500 SYP C 550 SYP D 450 SYP F 85000 SYP	NA
Ghabagheb	Generator	B 6000 SYP C 350 SYP D 400 SYP F 75000 SYP	NA

- Main network
 - Generator
 - No source
 - Solar alternative
 - No information
- Fuel Prices (SYP)*
- B** Butane (cannister)
 - C** Coal (1kg)
 - D** Diesel (1 litre)
 - F** Firewood (1 tonne)
- NFI Prices (SYP)*
- Cement (50kg)
 - Floor mat (3*4m)
 - Plastic tarpaulin (1m²)
 - Tent (5 persons)
- NA: not available for purchase

Alqin
No lack of fuel

Aqraba
Burning productive assets
Burning plastics

Ghabagheb
Cutting trees
Burning furniture not in use
Burning plastics

Most common strategies used to cope with a lack of fuel

Jbab
No lack of fuel

WASH

Most common water source

Status of water source

- Water is safe to drink
- Water tastes/smells bad
- People sick after drinking
- No information

Sufficiency of available water to meet household needs

- Sufficient
- Insufficient
- No information

Most common method of garbage disposal

Alqin

- Network
- Public free collection

Aqraba

- Closed well
- Buried / burned

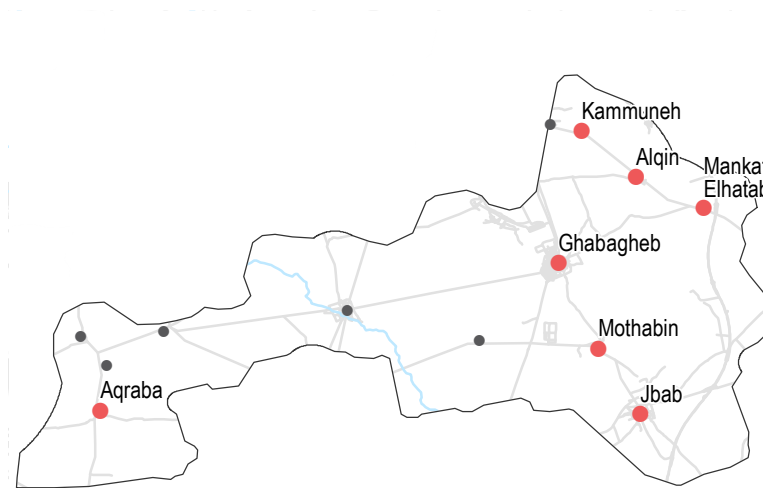
Ghabagheb

- Closed well
- Public free collection

Jbab

- Network
- Private paid collection

• 7/13 communities assessed (3 communities are shown on the next factsheet): Alqin, Aqraba, Ghabagheb, Jbab



Education

Status of primary schools in village

- Functioning
- Not functioning
- Not available
- No information

Barriers to accessing education services

Alqin
Most children accessed education

Aqraba
Most children accessed education

Ghabagheb
Most children accessed education

Jbab
Most children accessed education

Health

	Most common health problems	Most common barriers to accessing healthcare
Alqin	Communicable diseases Chronic diseases Acute respiratory infections	No facilities in the area Security concerns around travel Security concerns around entering facilities
Aqraba	Chronic diseases Pregnancy related diseases Severe diseases affecting those aged less than 5	No facilities in the area
Ghabagheb	Communicable diseases Chronic diseases Acute respiratory infections	No facilities in the area Security concerns around travel Security concerns around entering facilities
Jbab	Disabilities Pregnancy related diseases Severe diseases affecting those aged less than 5	No difficulties reported

Food Security

Alqin

- Bread: 100 SYP
- Rice: 550 SYP
- Lentils: 400 SYP
- Sugar: 400 SYP
- Cooking oil: 700 SYP

- Private bakeries
- No difficulties reported

Aqraba

- Bread: no info
- Rice: 650 SYP
- Lentils: 425 SYP
- Sugar: 375 SYP
- Cooking oil: 750 SYP

- Private bakeries
- No difficulties reported

Ghabagheb

- Bread: no info
- Rice: 550 SYP
- Lentils: 400 SYP
- Sugar: 400 SYP
- Cooking oil: 700 SYP

- Private bakeries
- High price of flour
- Flour not always available
- Wheat not always available

Jbab

- Bread: 50 SYP
- Rice: 475 SYP
- Lentils: 270 SYP
- Sugar: 250 SYP
- Cooking oil: 550 SYP

- Public bakeries
- No difficulties reported
- Private bakeries unavailable

Main challenges to obtaining food

- No challenges
- Some foods unavailable
- Local production decreased
- Lack of access to markets
- Some foods expensive
- Lack of resources to buy food
- Lack of access to fuel
- Cooking fuel unavailable
- No information

Bread (public): 1 pack
Rice: 1kg
Lentils: 1kg
Sugar: 1kg
Cooking oil: 1 litre

Access to bread

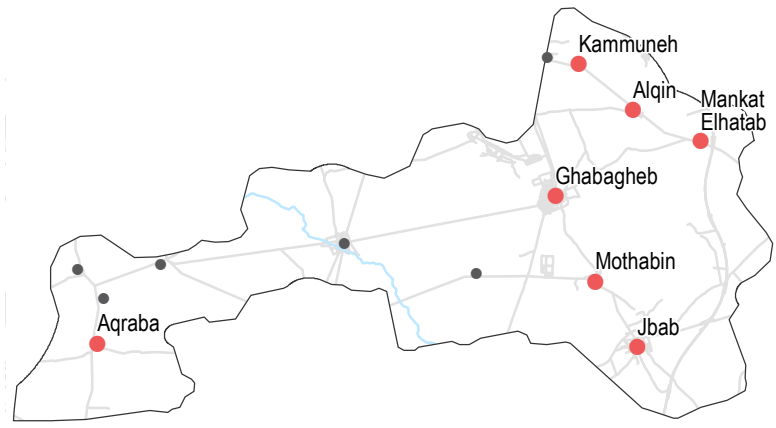
- Most common source of bread
- Most common barriers to accessing bread
- Number of days, per month, where bread from private bakeries was unavailable

Displacement

- % of pre-conflict population remaining
- % of population that are female
- % of female-headed households
- IDPs living in village
- New IDP arrivals
- Returnees

Kammuneh	
51-75%	51-75%
Yes	No
No	No
Mankat Elhatab	
51-75%	26-50%
Yes	No info
Yes	Yes
Mothabin	
76-100%	26-50%
Yes	No info
Yes	Yes

• 7/13 communities assessed (4 communities are shown on the previous factsheet): Kammuneh, Mankat Elhatab, Mothabin



Shelter

- Independent apartment or house
- Shared apartment or house
- Unfinished apartment or house
- Tent
- Private space not for shelter
- Cave/natural shelter
- Collective public space not for shelter
- No IDPs
- No information
- Min - Max: rent paid per room (where known)

Kammuneh	
NDPs	IDPs
3500 - 4000 SYP	
Mankat Elhatab	
NDPs	IDPs
3000 - 4000 SYP	
Mothabin	
NDPs	IDPs
1200 - 1500 SYP	

Livelihoods

Most common sources of income

Most common strategies used to cope with lack of income / resources

Community	Most common sources of income	Most common strategies used to cope with lack of income / resources
Kammuneh	Stable employment Daily employment Business/trade	Children sent to work/beg Borrowing from family/friends Skipping meals
Mankat Elhatab	Stable employment Daily employment Business/trade	Borrowing from family/friends Skipping meals
Mothabin	Stable employment Daily employment Business/trade	Children sent to work/beg Taking loans/buying on credit Borrowing from family/friends

NFIs

Kammuneh

B 3500 SYP	NA
C 500 SYP	3200 SYP
D 225 SYP	425 SYP
F 85000 SYP	NA

Mankat Elhatab

B 3500 SYP	2250 SYP
C 500 SYP	3200 SYP
D 225 SYP	425 SYP
F 85000 SYP	NA

Mothabin

B 2350 SYP	2100 SYP
C 325 SYP	8000 SYP
D 225 SYP	1600 SYP
F 66000 SYP	19500 SYP

- Most common electricity source
- Main network
 - Generator
 - No source
 - Solar alternative
 - No information
- Fuel Prices (SYP)*
- B** Butane (cannister)
 - C** Coal (1kg)
 - D** Diesel (1 litre)
 - F** Firewood (1 tonne)
- NFI Prices (SYP)*
- Cement (50kg)
 - Floor mat (3*4m)
 - Plastic tarpaulin (1m²)
 - Tent (5 persons)
- NA: not available for purchase

Kammuneh
No lack of fuel

Mankat Elhatab
No lack of fuel

Mothabin
No lack of fuel

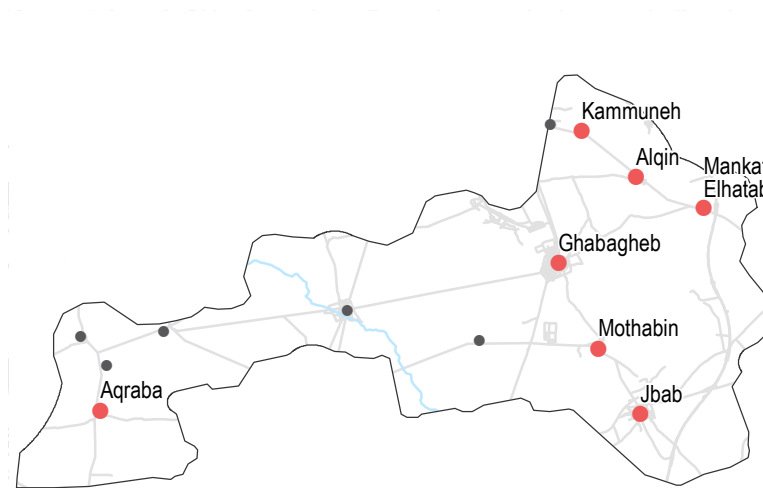
Most common strategies used to cope with a lack of fuel

WASH

- Most common water source
- Status of water source
- Water is safe to drink
 - Water tastes/smells bad
 - People sick after drinking
 - No information
- Sufficiency of available water to meet household needs
- Sufficient
 - Insufficient
 - No information
- Most common method of garbage disposal

- Kammuneh**
- Closed well
 - Public free collection
- Mankat Elhatab**
- Water trucking
 - Public free collection
- Mothabin**
- Network
 - Public free collection

• 7/13 communities assessed (4 communities are shown on the previous factsheet): Kammuneh, Mankat Elhatab, Mothabin



Education

- Status of primary schools in village
- Functioning
 - Not functioning
 - Not available
 - No information
- Barriers to accessing education services

- Mothabin**
- Most children accessed education

- Kammuneh**
- Most children accessed education

- Mankat Elhatab**
- Most children accessed education

Health

	Most common health problems	Most common barriers to accessing healthcare
Kammuneh	Chronic diseases Pregnancy related diseases Severe diseases affecting those aged less than 5	No difficulties reported
Mankat Elhatab	Chronic diseases Pregnancy related diseases Severe diseases affecting those aged less than 5	No difficulties reported
Mothabin	Disabilities Chronic diseases Pregnancy related diseases	No difficulties reported

Food Security

Kammuneh

- Bread: 75 SYP
 - Rice: 650 SYP
 - Lentils: 425 SYP
 - Sugar: 375 SYP
 - Cooking oil: 750 SYP
- Shops
 - No difficulties reported
 - Private bakeries unavailable

Mankat Elhatab

- Bread: 75 SYP
 - Rice: 650 SYP
 - Lentils: 425 SYP
 - Sugar: 375 SYP
 - Cooking oil: 750 SYP
- Shops
 - No difficulties reported
 - Private bakeries unavailable

Mothabin

- Bread: 50 SYP
 - Rice: 470 SYP
 - Lentils: 255 SYP
 - Sugar: 250 SYP
 - Cooking oil: 550 SYP
- Public bakeries
 - No difficulties reported
 - 1 to 10

Main challenges to obtaining food

- No challenges
- Some foods unavailable
- Local production decreased
- Lack of access to markets
- Some foods expensive
- Lack of resources to buy food
- Lack of access to fuel
- Cooking fuel unavailable
- No information

- Bread (public): 1 pack
- Rice: 1kg
- Lentils: 1kg
- Sugar: 1kg
- Cooking oil: 1 litre

Access to bread

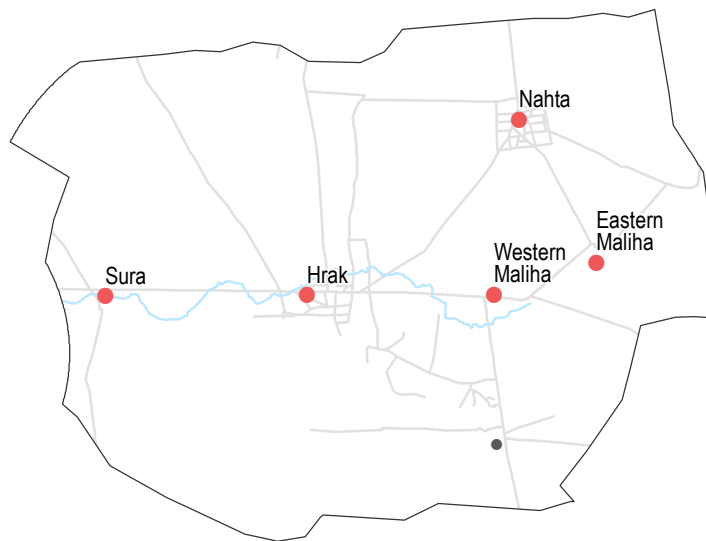
- Most common source of bread
- Most common barriers to accessing bread
- Number of days, per month, where bread from private bakeries was unavailable

Displacement

- % of pre-conflict population remaining
- % of population that are female
- % of female-headed households
- IDPs living in village
- New IDP arrivals
- Returnees

Community	% of pre-conflict population remaining	% of population that are female	% of female-headed households	IDPs living in village	New IDP arrivals	Returnees
Eastern Maliha	51-75%	51-75%	1-25%	Yes	No	Yes
Hrak	51-75%	51-75%	1-25%	Yes	No	Yes
Nahta	76-100%	51-75%	1-25%	Yes	Yes	Yes
Sura	51-75%	51-75%	1-25%	Yes	No	No
Western Maliha	76-100%	51-75%	1-25%	Yes	No	Yes

• 5/6 communities assessed : Eastern Maliha, Hrak, Nahta, Sura, Western Maliha



NFIs

Community	Electricity Source	Fuel Prices (SYP)*	NFI Prices (SYP)*
Eastern Maliha	B 8200 SYP, C NA, D 400 SYP, F 90000 SYP	B 2500 SYP, C NA, D 1000 SYP, F 85000 SYP	B 2500 SYP, C NA, D 450 SYP, F 80000 SYP
Sura	B 8500 SYP, C NA, D 450 SYP, F 80000 SYP	B 2500 SYP, C NA, D 800 SYP, F 85000 SYP	B 8500 SYP, C NA, D 425 SYP, F 95000 SYP
Hrak	B 8700 SYP, C 450 SYP, D 450 SYP, F 80000 SYP	B 2500 SYP, C 2100 SYP, D 900 SYP, F 85000 SYP	B 2750 SYP, C 13000 SYP, D 300 SYP, F 85000 SYP
Western Maliha	B 8700 SYP, C NA, D 425 SYP, F 95000 SYP	B 3000 SYP, C 11000 SYP, D 350 SYP, F NA	B 2750 SYP, C 13000 SYP, D 300 SYP, F 85000 SYP
Nahta	B 8500 SYP, C 550 SYP, D 400 SYP, F 80000 SYP	B 2750 SYP, C 13000 SYP, D 300 SYP, F 85000 SYP	B 2750 SYP, C 13000 SYP, D 300 SYP, F 85000 SYP

- Most common electricity source
- Main network
 - Generator
 - No source
 - Solar alternative
 - No information
- Fuel Prices (SYP)*
- B** Butane (cannister)
 - C** Coal (1kg)
 - D** Diesel (1 litre)
 - F** Firewood (1 tonne)
- NFI Prices (SYP)*
- Cement (50kg)
 - Floor mat (3*4m)
 - Plastic tarpaulin (1m²)
 - Tent (5 persons)
- NA: not available for purchase

Shelter

- Most common shelter
- Independent apartment or house
 - Shared apartment or house
 - Unfinished apartment or house
 - Tent
 - Private space not for shelter
 - Cave/natural shelter
 - Collective public space not for shelter
 - No IDPs
 - No information
- Min - Max: rent paid per room (where known)

Community	Most common shelter	Min - Max: rent paid per room (where known)
Eastern Maliha	NDPs, IDPs	No info
Hrak	NDPs, IDPs	No info
Nahta	NDPs, IDPs	4000 - 5000 SYP
Sura	NDPs, IDPs	No info
Western Maliha	NDPs, IDPs	No info

Livelihoods

Most common sources of income

Most common strategies used to cope with lack of income / resources

Community	Most common sources of income	Most common strategies used to cope with lack of income / resources
Eastern Maliha	High risk/illegal work Sale of household assets Farm owning	Borrowing from family/friends High risk/illegal work Selling household assets
Hrak	High risk/illegal work Sale of household assets Business/trade	Borrowing from family/friends High risk/illegal work Selling household assets
Nahta	Daily employment Business/trade Support from family/friends	Children sent to work/beg Taking loans/buying on credit Borrowing from family/friends
Sura	High risk/illegal work Sale of household assets Business/trade	Borrowing from family/friends High risk/illegal work Selling household assets
Western Maliha	Daily employment Business/trade Support from family/friends	Children sent to work/beg Borrowing from family/friends Selling household assets

Eastern Maliha
No lack of fuel

Hrak
No lack of fuel

Nahta
Cutting trees
Burning productive assets
Burning plastics

Most common strategies used to cope with a lack of fuel

Sura
No lack of fuel

Western Maliha
Cutting trees
Burning productive assets
Burning plastics

Hrak, Dar'a Governorate

October 2017

WASH

- Most common water source**
- Status of water source**
- Water is safe to drink
 - Water tastes/smells bad
 - People sick after drinking
 - No information
- Sufficiency of available water to meet household needs**
- Sufficient
 - Insufficient
 - No information
- Most common method of garbage disposal**

Eastern Maliha

- Closed well
- Public free collection

Hrak

- Closed well
- Public free collection

Nahta

- Network
- Public free collection

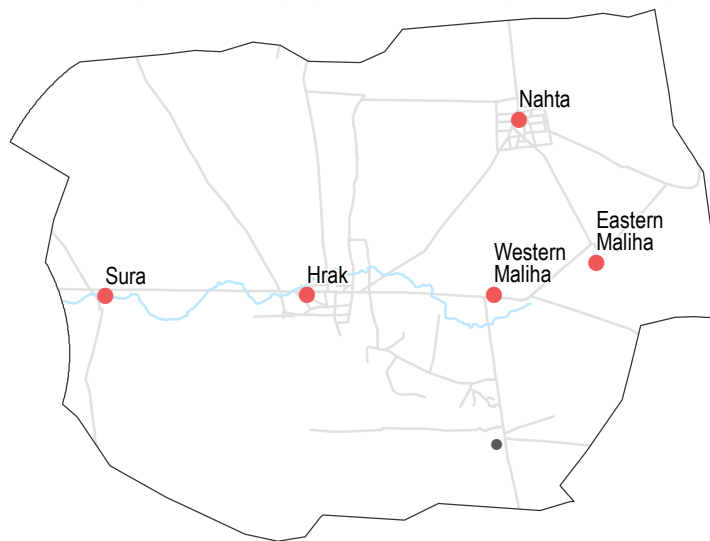
Sura

- Closed well
- Public free collection

Western Maliha

- Water trucking
- Public free collection

• 5/6 communities assessed : Eastern Maliha, Hrak, Nahta, Sura, Western Maliha



Education

- Status of primary schools in village**
- Functioning
 - Not functioning
 - Not available
 - No information
- Barriers to accessing education services**

Nahta

Most children accessed education

Sura

Most children accessed education

Eastern Maliha

Most children accessed education

Western Maliha

Most children accessed education

Hrak

Most children accessed education

Health

Most common health problems

Most common barriers to accessing healthcare

Eastern Maliha

Diarrhoea
Chronic diseases
Acute respiratory infections

No difficulties reported

Hrak

Chronic diseases
Pregnancy related diseases
Severe diseases affecting those aged less than 5

No difficulties reported

Nahta

Diarrhoea
Chronic diseases
Severe diseases affecting those aged less than 5

High cost of transportation
Lack of transportation
Old age

Sura

Chronic diseases
Pregnancy related diseases
Severe diseases affecting those aged less than 5

No difficulties reported

Western Maliha

Chronic diseases
Acute respiratory infections
Severe diseases affecting those aged less than 5

No facilities in the area
High cost of transportation
Lack of transportation

Food Security

Eastern Maliha

- Private bakeries
 - No difficulties reported
 - 0
- Bread: 125 SYP
Rice: 750 SYP
Lentils: 350 SYP
Sugar: 375 SYP
Cooking oil: 800 SYP

Hrak

- Private bakeries
 - No difficulties reported
 - 0
- Bread: no info
Rice: 800 SYP
Lentils: 375 SYP
Sugar: 375 SYP
Cooking oil: 750 SYP

Nahta

- Distribution by others
 - No difficulties reported
 - Private bakeries unavailable
- Bread: no info
Rice: 550 SYP
Lentils: 350 SYP
Sugar: 300 SYP
Cooking oil: 750 SYP

Sura

- Private bakeries
 - No difficulties reported
 - 0
- Bread: no info
Rice: 800 SYP
Lentils: 350 SYP
Sugar: 375 SYP
Cooking oil: 750 SYP

Western Maliha

- Public bakeries
 - No difficulties reported
 - Private bakeries unavailable
- Bread: 125 SYP
Rice: 550 SYP
Lentils: 400 SYP
Sugar: 375 SYP
Cooking oil: 800 SYP

Main challenges to obtaining food

- No challenges
- Some foods unavailable
- Local production decreased
- Lack of access to markets
- Some foods expensive
- Lack of resources to buy food
- Lack of access to fuel
- Cooking fuel unavailable
- No information

Bread (public): 1 pack
Rice: 1kg
Lentils: 1 kg
Sugar: 1kg
Cooking oil: 1 litre

Access to bread

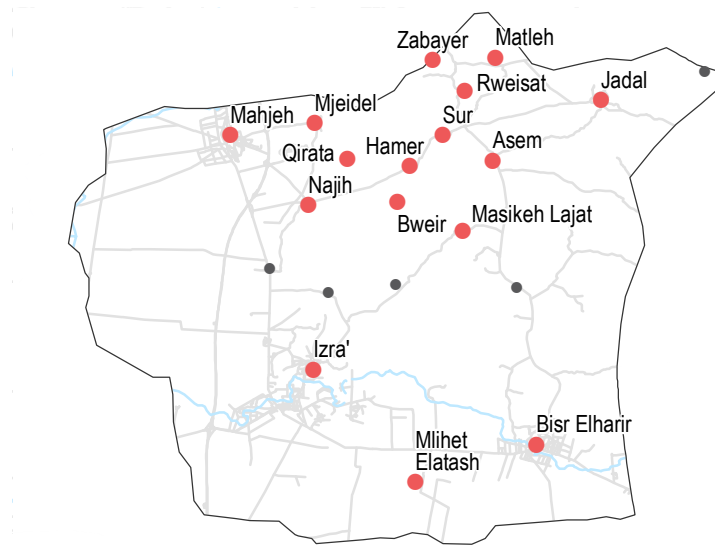
- Most common source of bread
- Most common barriers to accessing bread
- Number of days, per month, where bread from private bakeries was unavailable

Displacement

- % of pre-conflict population remaining
- % of population that are female
- % of female-headed households
- IDPs living in village
- New IDP arrivals
- Returnees

Community	% of pre-conflict population remaining	% of population that are female	% of female-headed households	IDPs living in village	New IDP arrivals	Returnees
Asem	76-100%	51-75%	1-25%	Yes	No	Yes
Bisir Elharir	26-50%	26-50%	1-25%	Yes	No	Yes
Bweir	76-100%	51-75%	1-25%	Yes	No	No
Hamer	51-75%	26-50%	1-25%	Yes	No	Yes

• 16/19 communities assessed (12 communities are shown on the next three factsheets): Asem, Bisr Elharir, Bweir, Hamer



NFIs

Community	B	C	D	F
Asem	8800 SYP	450 SYP	450 SYP	70000 SYP
Bisir Elharir	8500 SYP	450 SYP	425 SYP	75000 SYP
Bweir	8500 SYP	500 SYP	450 SYP	70000 SYP
Hamer	8000 SYP	NA	400 SYP	NA

- Most common electricity source
- Main network
 - Generator
 - No source
 - Solar alternative
 - No information
- Fuel Prices (SYP)*
- B** Butane (cannister)
 - C** Coal (1kg)
 - D** Diesel (1 litre)
 - F** Firewood (1 tonne)
- NFI Prices (SYP)*
- Cement (50kg)
 - Floor mat (3*4m)
 - Plastic tarpaulin (1m²)
 - Tent (5 persons)
- NA: not available for purchase

Shelter

- Most common shelter
- Independent apartment or house
 - Shared apartment or house
 - Unfinished apartment or house
 - Tent
 - Private space not for shelter
 - Cave/natural shelter
 - Collective public space not for shelter
 - No IDPs
 - No information
- Min - Max: rent paid per room (where known)

Community	NDPs	IDPs
Asem		
Bisir Elharir		
Bweir		
Hamer		

Livelihoods

Community	Most common sources of income	Most common strategies used to cope with lack of income / resources
Asem	Daily employment Support from family/friends	Children sent to work/beg Borrowing from family/friends Selling household assets
Bisir Elharir	Daily employment Business/trade Remittances	Children sent to work/beg Borrowing from family/friends Selling household assets
Bweir	Daily employment Support from family/friends	Children sent to work/beg Borrowing from family/friends Selling household assets
Hamer	Daily employment High risk/illegal work	Borrowing from family/friends High risk/illegal work Selling household assets

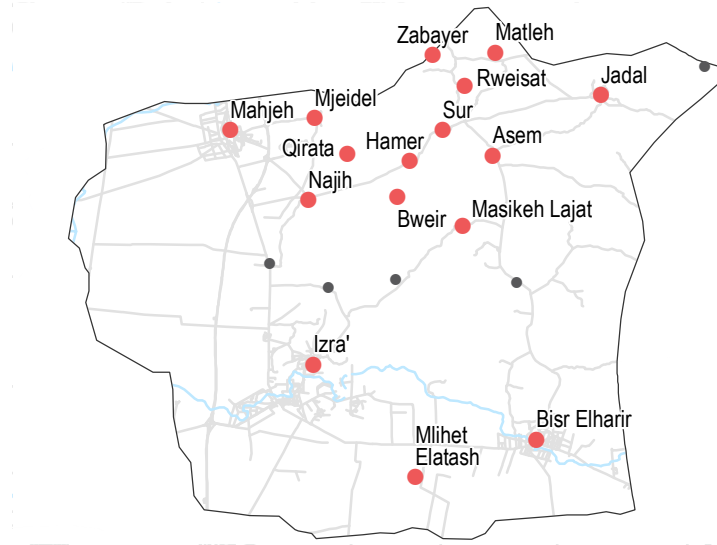
- Most common strategies used to cope with a lack of fuel
- Cutting trees
 - Burning productive assets
 - Burning plastics
- Asem**
- Cutting trees
 - Burning productive assets
 - Burning plastics
- Bisir Elharir**
- Cutting trees
 - Burning productive assets
 - Burning plastics
- Hamer**
- No lack of fuel
- Bweir**
- Cutting trees
 - Burning plastics
 - Burning waste

WASH

- Most common water source**
- Water is safe to drink
 - Water tastes/smells bad
 - People sick after drinking
 - No information
- Sufficiency of available water to meet household needs**
- Sufficient
 - Insufficient
 - No information
- Most common method of garbage disposal**
- Buried / burned

- Asem**
- Water trucking
 - Buried / burned
- Bisr Elharir**
- Water trucking
 - Public free collection
- Bweir**
- Water trucking
 - Buried / burned
- Hamer**
- Water trucking
 - Buried / burned

• 16/19 communities assessed (12 communities are shown on the next three factsheets): Asem, Bisr Elharir, Bweir, Hamer



Food Security

- Asem**
- Bread: no info
 - Rice: 550 SYP
 - Lentils: 450 SYP
 - Sugar: 375 SYP
 - Cooking oil: 800 SYP
- Distribution by others
 - No difficulties reported
 - Private bakeries unavailable
- Bisr Elharir**
- Bread: no info
 - Rice: 550 SYP
 - Lentils: 325 SYP
 - Sugar: 325 SYP
 - Cooking oil: 750 SYP
- Distribution by others
 - No difficulties reported
 - Private bakeries unavailable
- Bweir**
- Bread: no info
 - Rice: 550 SYP
 - Lentils: no info
 - Sugar: 350 SYP
 - Cooking oil: 800 SYP
- Distribution by others
 - No difficulties reported
 - Private bakeries unavailable
- Hamer**
- Bread: no info
 - Rice: 750 SYP
 - Lentils: no info
 - Sugar: 375 SYP
 - Cooking oil: 800 SYP
- Distribution by others
 - No difficulties reported
 - Private bakeries unavailable
- Main challenges to obtaining food**
- No challenges
 - Some foods unavailable
 - Local production decreased
 - Lack of access to markets
 - Some foods expensive
 - Lack of resources to buy food
 - Lack of access to fuel
 - Cooking fuel unavailable
 - No information
- Access to bread**
- Bread (public): 1 pack
 - Rice: 1kg
 - Lentils: 1kg
 - Sugar: 1kg
 - Cooking oil: 1 litre
 - Most common source of bread
 - Most common barriers to accessing bread
 - Number of days, per month, where bread from private bakeries was unavailable

Education

- Status of primary schools in village**
- Functioning
 - Not functioning
 - Not available
 - No information
- Barriers to accessing education services**
- Most children accessed education

- Bweir**
- Most children accessed education
- Hamer**
- Most children accessed education

- Asem**
- Most children accessed education
- Bisr Elharir**
- Some facilities destroyed
 - Lack of teaching staff
 - Lack of school supplies

Health

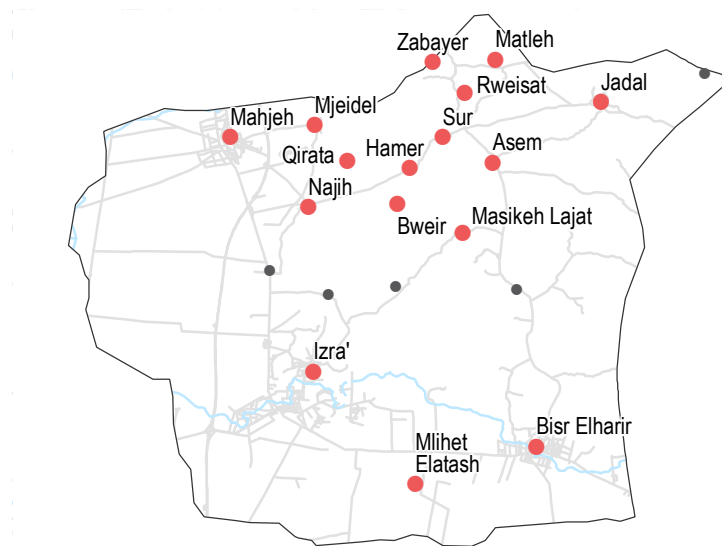
	Most common health problems	Most common barriers to accessing healthcare
Asem	Chronic diseases Maternal health issues Severe diseases affecting those aged less than 5	High cost of transportation Lack of transportation Old age
Bisr Elharir	Diarrhoea Chronic diseases Severe diseases affecting those aged less than 5	Lack of transportation Old age Disability/Injuries/Illness
Bweir	Chronic diseases Maternal health issues Severe diseases affecting those aged less than 5	No difficulties reported
Hamer	Chronic diseases Maternal health issues Severe diseases affecting those aged less than 5	Old age Disability/Injuries/Illness

Displacement

- % of pre-conflict population remaining
- % of population that are female
- % of female-headed households
- IDPs living in village
- New IDP arrivals
- Returnees

Community	% of pre-conflict population remaining	% of population that are female	% of female-headed households	IDPs living in village	New IDP arrivals	Returnees
Izra'	51-75%	51-75%	26-50%	Yes	No	Yes
Jadal	51-75%	51-75%	1-25%	Yes	Yes	Yes
Mahjeh	51-75%	51-75%	26-50%	Yes	No	No
Masikeh Lajat	26-50%	51-75%	51-75%	Yes	No info	No

• 16/19 communities assessed (4 communities are shown on the previous factsheet, 8 communities are shown on the next two factsheets): Izra', Jadal, Mahjeh, Masikeh Lajat



Shelter

- Independent apartment or house
- Shared apartment or house
- Unfinished apartment or house
- Tent
- Private space not for shelter
- Cave/natural shelter
- Collective public space not for shelter
- No IDPs
- No information
- Min - Max: rent paid per room (where known)

Community	Most common shelter	NDPs	IDPs	Rent (SYP)
Izra'	Independent apartment or house	8000 - 10000	10000	8000 - 10000
Jadal	Unfinished apartment or house	No info	No info	No info
Mahjeh	No IDPs	No info	No info	No info
Masikeh Lajat	No info	No info	No info	No info

Livelihoods

- Most common sources of income
- Most common strategies used to cope with lack of income / resources

Community	Most common sources of income	Most common strategies used to cope with lack of income / resources
Izra'	Stable employment Business/trade	Children sent to work/beg Taking loans/buying on credit Borrowing from family/friends
Jadal	Daily employment Business/trade	Children sent to work/beg Taking loans/buying on credit Borrowing from family/friends
Mahjeh	Stable employment Daily employment Savings	Children sent to work/beg Borrowing from family/friends Skipping meals
Masikeh Lajat	Support from family/friends Sale of humanitarian aid	Taking loans/buying on credit Borrowing from family/friends

NFIs

Community	Lightbulb (Main network)	Generator	No source	Solar alternative	No information
Izra'	B 2800 SYP	2500 SYP	C 450 SYP	D 250 SYP	F 80000 SYP
Masikeh Lajat	B 9000 SYP	NA	C NA	D 450 SYP	F NA

Jadal

B 8700 SYP	2800 SYP
C 450 SYP	NA
D 450 SYP	300 SYP
F 70000 SYP	95000 SYP

Mahjeh

B 2800 SYP	2500 SYP
C 350 SYP	450 SYP
D 250 SYP	1500 SYP
F 55000 SYP	75000 SYP

Izra'

No lack of fuel

Jadal

Burning productive assets
 Burning plastics
 Burning waste

Mahjeh

No lack of fuel

- Most common electricity source
- Main network
 - Generator
 - No source
 - Solar alternative
 - No information

- Fuel Prices (SYP)*
- B** Butane (cannister)
 - C** Coal (1kg)
 - D** Diesel (1 litre)
 - F** Firewood (1 tonne)

- NFI Prices (SYP)*
- Cement (50kg)
 - Floor mat (3*4m)
 - Plastic tarpaulin (1m²)
 - Tent (5 persons)
- NA: not available for purchase

- Most common strategies used to cope with a lack of fuel

Masikeh Lajat

Cutting trees
 Burning furniture not in use
 Burning productive assets

WASH

Most common water source

Status of water source

- Water is safe to drink
- Water tastes/smells bad
- People sick after drinking
- No information

Sufficiency of available water to meet household needs

- Sufficient
- Insufficient
- No information

Most common method of garbage disposal

Izra'

- Network
- Public free collection

Jadal

- Network
- Buried / burned

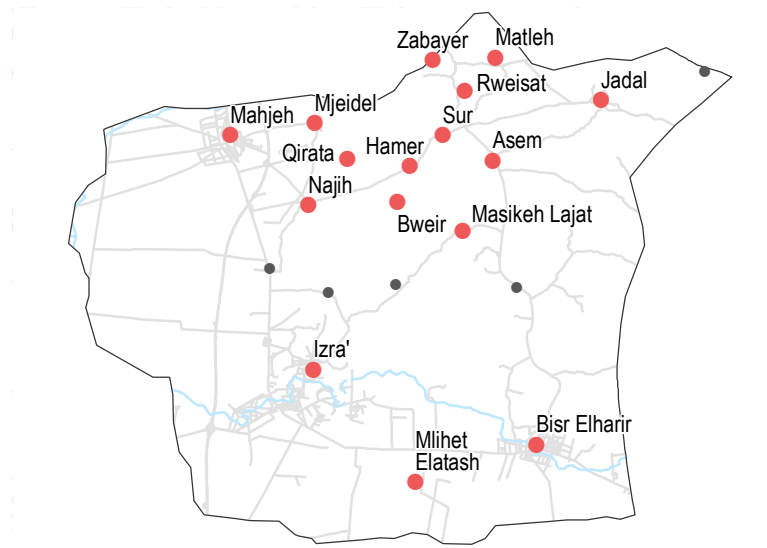
Mahjeh

- Network
- Public free collection

Masikeh Lajat

- Closed well
- Private paid collection

• 16/19 communities assessed (4 communities are shown on the previous factsheet, 8 communities are shown on the next two factsheets): Izra', Jadal, Mahjeh, Masikeh Lajat



Food Security

Izra'

- Bread: 50 SYP
- Rice: 500 SYP
- Lentils: 300 SYP
- Sugar: 350 SYP
- Cooking oil: 650 SYP

- Public bakeries
- No difficulties reported
- 0

Jadal

- Bread: no info
- Rice: 550 SYP
- Lentils: 425 SYP
- Sugar: 375 SYP
- Cooking oil: 775 SYP

- Distribution by others
- No difficulties reported
- Private bakeries unavailable

Mahjeh

- Bread: 50 SYP
- Rice: 500 SYP
- Lentils: 350 SYP
- Sugar: 350 SYP
- Cooking oil: 700 SYP

- Private bakeries
- No difficulties reported
- 0

Masikeh Lajat

- Bread: 125 SYP
- Rice: 600 SYP
- Lentils: 300 SYP
- Sugar: 350 SYP
- Cooking oil: 650 SYP

- Public bakeries
- No difficulties reported
- Private bakeries unavailable

Main challenges to obtaining food

- No challenges
- Some foods unavailable
- Local production decreased
- Lack of access to markets
- Some foods expensive
- Lack of resources to buy food
- Lack of access to fuel
- Cooking fuel unavailable
- No information

Bread (public): 1 pack
Rice: 1kg
Lentils: 1kg
Sugar: 1kg
Cooking oil: 1 litre

Access to bread

- Most common source of bread
- Most common barriers to accessing bread
- Number of days, per month, where bread from private bakeries was unavailable

Education

Status of primary schools in village

- Functioning
- Not functioning
- Not available
- No information

Barriers to accessing education services

Izra'

Most children accessed education

Jadal

Lack of teaching staff
Lack of school supplies

Mahjeh

Most children accessed education

Masikeh Lajat

Most children accessed education

Health

Most common health problems

Most common barriers to accessing healthcare

Izra'

- Diarrhoea
- Chronic diseases
- Severe diseases affecting those aged less than 5

Jadal

- Diarrhoea
- Maternal health issues
- Severe diseases affecting those aged less than 5

Mahjeh

- Chronic diseases
- Acute respiratory infections
- Severe diseases affecting those aged less than 5

Masikeh Lajat

- Skin diseases
- Communicable diseases
- Severe diseases affecting those aged less than 5

Izra'

- Security concerns around travel
- Disability/Injuries/Illness
- Security concerns around entering facilities

Jadal

- High cost of transportation
- Lack of transportation
- Old age

Mahjeh

- Old age
- Disability/Injuries/Illness

Masikeh Lajat

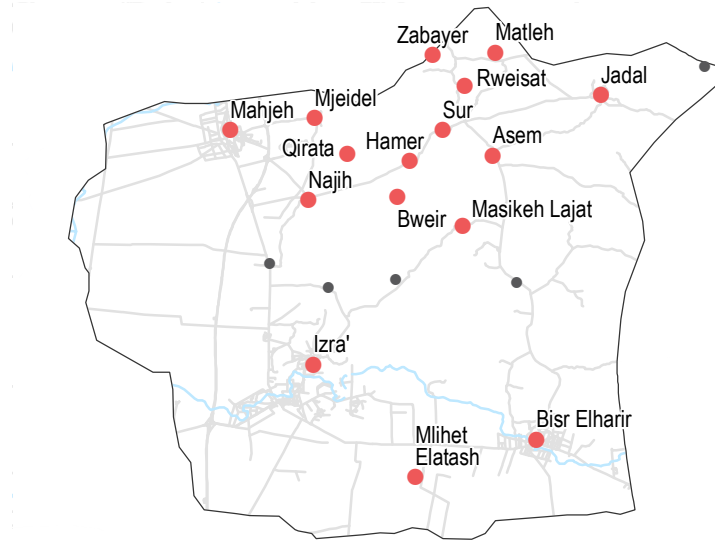
- No facilities in the area
- High cost of transportation
- Lack of transportation

Displacement

- % of pre-conflict population remaining
- % of population that are female
- % of female-headed households
- IDPs living in village
- New IDP arrivals
- Returnees

Matleh		Mjeidel		Mlihet Elatash		Najih	
51-75%	26-50%	51-75%	51-75%	26-50%	1-25%	51-75%	26-50%
Yes	No info	Yes	No	Yes	Yes	Yes	No
Yes	Yes	No	No	Yes	Yes	No	No

• 16/19 communities assessed (8 communities are shown on the previous two factsheets, 4 communities are shown on the next factsheet): Matleh, Mjeidel, Mlihet Elatash, Najih



NFIs

Matleh		Najih	
B 8400 SYP	NA	B 8700 SYP	2800 SYP
C NA	2300 SYP	C 550 SYP	NA
D 400 SYP	800 SYP	D 450 SYP	300 SYP
F NA	85000 SYP	F 75000 SYP	90000 SYP

- Most common electricity source
- Main network
 - Generator
 - No source
 - Solar alternative
 - No information

Mjeidel

B 9500 SYP	2800 SYP
C 350 SYP	450 SYP
D 450 SYP	1500 SYP
F 55000 SYP	75000 SYP

- Fuel Prices (SYP)*
- B** Butane (cannister)
 - C** Coal (1kg)
 - D** Diesel (1 litre)
 - F** Firewood (1 tonne)

Mlihet Elatash

B 9500 SYP	NA
C NA	NA
D 450 SYP	NA
F NA	NA

- NFI Prices (SYP)*
- Cement (50kg)
 - Floor mat (3*4m)
 - Plastic tarpaulin (1m²)
 - Tent (5 persons)
- NA: not available for purchase

Shelter

- Most common shelter
- Independent apartment or house
 - Shared apartment or house
 - Unfinished apartment or house
 - Tent
 - Private space not for shelter
 - Cave/natural shelter
 - Collective public space not for shelter
 - No IDPs
 - No information
- Min - Max: rent paid per room (where known)

Matleh		Najih	
NDPs	IDPs	NDPs	IDPs
No info		3000 - 3500 SYP	

Mjeidel	
NDPs	IDPs
No info	

Mlihet Elatash	
NDPs	IDPs
No info	

Livelihoods

Most common sources of income

Most common strategies used to cope with lack of income / resources

Community	Most common sources of income	Most common strategies used to cope with lack of income / resources
Matleh	Daily employment Sale of household assets Business/trade	Borrowing from family/friends High risk/illegal work Selling household assets
Mjeidel	Stable employment Daily employment Savings	Children sent to work/beg Borrowing from family/friends Skipping meals
Mlihet Elatash	Support from family/friends Sale of humanitarian aid	Taking loans/buying on credit Borrowing from family/friends
Najih	Daily employment Farm owning Support from family/friends	Children sent to work/beg Taking loans/buying on credit Borrowing from family/friends

Matleh
No lack of fuel

Most common strategies used to cope with a lack of fuel

Mjeidel
Cutting trees
Burning productive assets
Burning plastics

Najih
Burning productive assets
Burning plastics
Burning waste

Mlihet Elatash
Cutting trees
Burning furniture not in use
Burning productive assets

WASH

Most common water source

Status of water source

- Water is safe to drink
- Water tastes/smells bad
- People sick after drinking
- No information

Sufficiency of available water to meet household needs

- Sufficient
- Insufficient
- No information

Most common method of garbage disposal

Matleh

- Water trucking
- Buried / burned

Mjeidel

- Network
- Public free collection

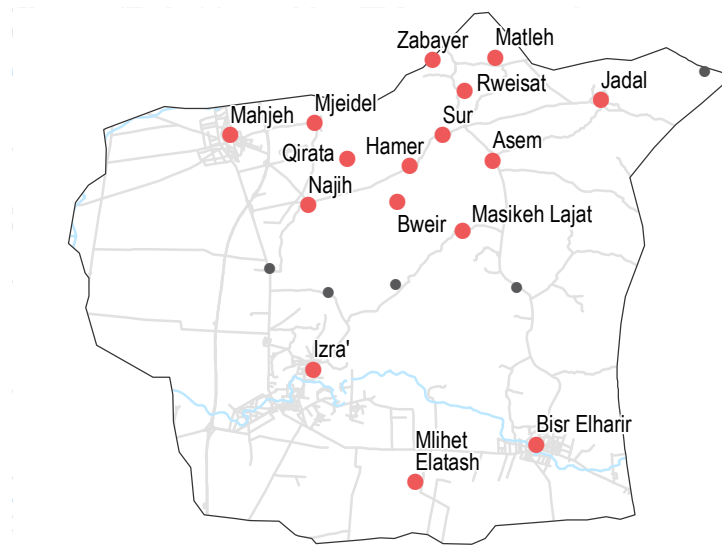
Mlihet Elatash

- Water trucking
- Public free collection

Najih

- Network
- Public free collection

• 16/19 communities assessed (8 communities are shown on the previous two factsheets, 4 communities are shown on the next factsheet): Matleh, Mjeidel, Mlihet Elatash, Najih



Education

Status of primary schools in village

- Functioning
- Not functioning
- Not available
- No information

Barriers to accessing education services

Mlihet Elatash

Most children accessed education

Najih

Some facilities destroyed
Lack of teaching staff
Lack of school supplies

Matleh

Most children accessed education

Mjeidel

Most children accessed education

Health

	Most common health problems	Most common barriers to accessing healthcare
Matleh	Chronic diseases Pregnancy related diseases Severe diseases affecting those aged less than 5	High cost of transportation Old age Disability/Injuries/Illness
Mjeidel	Chronic diseases Acute respiratory infections Severe diseases affecting those aged less than 5	Security concerns around travel Old age Disability/Injuries/Illness
Mlihet Elatash	Communicable diseases Chronic diseases Severe diseases affecting those aged less than 5	No facilities in the area High cost of transportation Lack of transportation
Najih	Chronic diseases Maternal health issues Severe diseases affecting those aged less than 5	High cost of transportation Lack of transportation Old age

Food Security

Matleh

- Bread: no info
- Rice: 750 SYP
- Lentils: no info
- Sugar: 350 SYP
- Cooking oil: no info

- Distribution by others
- No difficulties reported
- Private bakeries unavailable

Mjeidel

- Bread: no info
- Rice: 500 SYP
- Lentils: 350 SYP
- Sugar: 350 SYP
- Cooking oil: 725 SYP

- Shops
- No difficulties reported
- Private bakeries unavailable

Mlihet Elatash

- Bread: 125 SYP
- Rice: 600 SYP
- Lentils: 300 SYP
- Sugar: 350 SYP
- Cooking oil: 650 SYP

- Public bakeries
- No difficulties reported
- Private bakeries unavailable

Najih

- Bread: no info
- Rice: 600 SYP
- Lentils: 400 SYP
- Sugar: 375 SYP
- Cooking oil: 800 SYP

- Distribution by others
- No difficulties reported
- Private bakeries unavailable

Main challenges to obtaining food

- No challenges
- Some foods unavailable
- Local production decreased
- Lack of access to markets
- Some foods expensive
- Lack of resources to buy food
- Lack of access to fuel
- Cooking fuel unavailable
- No information

Access to bread

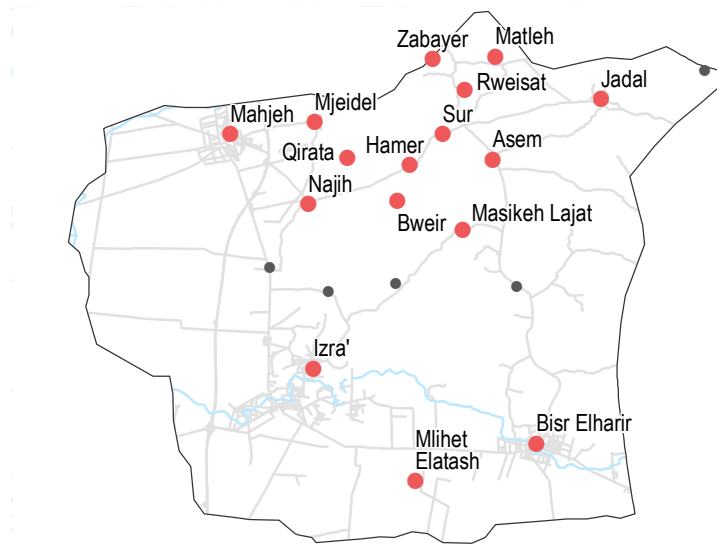
- Bread (public): 1 pack
- Rice: 1kg
- Lentils: 1kg
- Sugar: 1kg
- Cooking oil: 1 litre
- Most common source of bread
- Most common barriers to accessing bread
- Number of days, per month, where bread from private bakeries was unavailable

Displacement

- % of pre-conflict population remaining
- % of population that are female
- % of female-headed households
- IDPs living in village
- New IDP arrivals
- Returnees

Community	% of pre-conflict population remaining	% of population that are female	% of female-headed households	IDPs living in village	New IDP arrivals	Returnees
Qirata	51-75%	51-75%	1-25%	Yes	No info	No
Rweisat	51-75%	26-50%	1-25%	Yes	No	Yes
Sur	51-75%	51-75%	1-25%	Yes	No	Yes
Zabayer	76-100%	51-75%	1-25%	Yes	No info	Yes

• 16/19 communities assessed (12 communities are shown on the previous three factsheets): Qirata, Rweisat, Sur, Zabayer



Shelter

- Independent apartment or house
- Shared apartment or house
- Unfinished apartment or house
- Tent
- Private space not for shelter
- Cave/natural shelter
- Collective public space not for shelter
- No IDPs
- No information
- Min - Max: rent paid per room (where known)

Community	NDPs	IDPs
Qirata		
Zabayer		
Rweisat		
Sur		

Livelihoods

- Most common sources of income
- Most common strategies used to cope with lack of income / resources

Community	Most common sources of income	Most common strategies used to cope with lack of income / resources
Qirata	Daily employment Support from family/friends	Children sent to work/beg Borrowing from family/friends Selling household assets
Rweisat	Daily employment High risk/illegal work	Borrowing from family/friends High risk/illegal work Selling household assets
Sur	Daily employment Sale of household assets	Children sent to work/beg Borrowing from family/friends Selling household assets
Zabayer	Daily employment High risk/illegal work	Borrowing from family/friends High risk/illegal work Selling household assets

NFIs

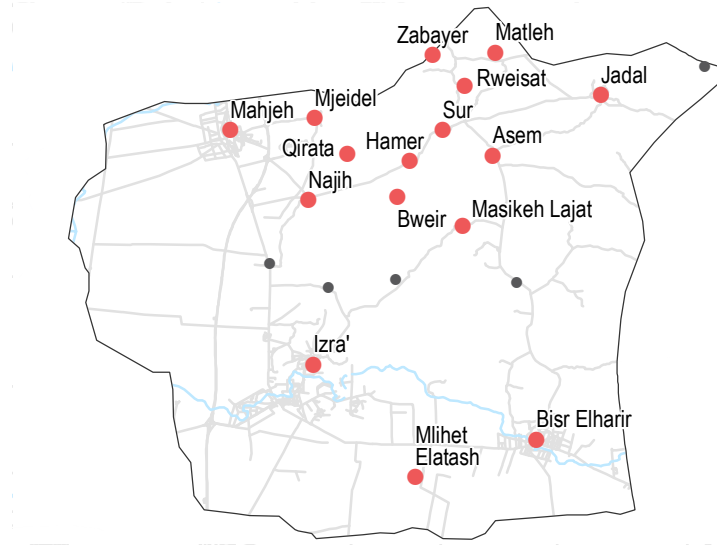
Community	Electricity (SYP)	Fuel Prices (SYP)*	NFI Prices (SYP)*	Most common electricity source	Most common strategies used to cope with a lack of fuel		
Qirata	B 8500 SYP C 550 SYP D 450 SYP F 75000 SYP	2800 SYP NA NA 90000 SYP	8000 SYP NA 400 SYP 80000 SYP	NA NA 800 SYP 85000 SYP	Main network Generator No source Solar alternative	Cutting trees Burning productive assets Burning plastics	
Rweisat	B 8500 SYP C NA D 400 SYP F NA	NA 2300 SYP 800 SYP NA	NA 2300 SYP 800 SYP 90000 SYP	NA 2300 SYP 800 SYP 90000 SYP	Cutting trees Burning productive assets Burning plastics		
Sur	B 8500 SYP C 550 SYP D 450 SYP F 75000 SYP	2800 SYP NA 300 SYP 90000 SYP	2800 SYP NA 300 SYP 90000 SYP	2800 SYP NA 300 SYP 90000 SYP			Cutting trees Burning productive assets Burning plastics
Zabayer	B 8000 SYP C NA D 400 SYP F 80000 SYP	NA NA 800 SYP 85000 SYP	NA NA 800 SYP 85000 SYP	NA NA 800 SYP 85000 SYP			

WASH

Most common water source
 Status of water source
 Water is safe to drink
 Water tastes/smells bad
 People sick after drinking
 No information
 Sufficiency of available water to meet household needs
 Sufficient
 Insufficient
 No information
 Most common method of garbage disposal

- Qirata**
 Water trucking
 Buried / burned
- Rweisat**
 Water trucking
 Buried / burned
- Sur**
 Water trucking
 Buried / burned
- Zabayer**
 Water trucking
 Buried / burned

• 16/19 communities assessed (12 communities are shown on the previous three factsheets): Qirata, Rweisat, Sur, Zabayer



Education

Status of primary schools in village
 Functioning
 Not functioning
 Not available
 No information
 Barriers to accessing education services

- Sur**
 Lack of teaching staff
 Lack of school supplies
- Zabayer**
 Most children accessed education

Qirata
 Some facilities destroyed
 Lack of teaching staff
 Lack of school supplies

Rweisat
 Most children accessed education

Health

Most common health problems
 Most common barriers to accessing healthcare

Qirata	Disabilities Maternal health issues Severe diseases affecting those aged less than 5	Lack of transportation Old age Disability/Injuries/Illness
Rweisat	Chronic diseases Pregnancy related diseases Severe diseases affecting those aged less than 5	No difficulties reported
Sur	Chronic diseases Maternal health issues Severe diseases affecting those aged less than 5	No difficulties reported
Zabayer	Chronic diseases Acute respiratory infections Severe diseases affecting those aged less than 5	Old age Disability/Injuries/Illness

Food Security

Qirata
 Bread: no info
 Rice: 600 SYP
 Lentils: 450 SYP
 Sugar: 375 SYP
 Cooking oil: 800 SYP

Rweisat
 Bread: no info
 Rice: 800 SYP
 Lentils: 400 SYP
 Sugar: 375 SYP
 Cooking oil: 750 SYP

Sur
 Bread: no info
 Rice: 550 SYP
 Lentils: 450 SYP
 Sugar: 375 SYP
 Cooking oil: 800 SYP

Zabayer
 Bread: no info
 Rice: 750 SYP
 Lentils: no info
 Sugar: 375 SYP
 Cooking oil: 800 SYP

Main challenges to obtaining food

- No challenges
- Some foods unavailable
- Local production decreased
- Lack of access to markets
- Some foods expensive
- Lack of resources to buy food
- Lack of access to fuel
- Cooking fuel unavailable
- No information

Access to bread

- Most common source of bread
- Most common barriers to accessing bread
- Number of days, per month, where bread from private bakeries was unavailable

Difficulties reported:
 Distribution by others
 No difficulties reported
 Private bakeries unavailable

Jasim, Dar'a Governorate

October 2017

Displacement

- % of pre-conflict population remaining
- % of population that are female
- % of female-headed households
- IDPs living in village
- New IDP arrivals
- Returnees

Jasim

76-100% 51-75% 1-25%

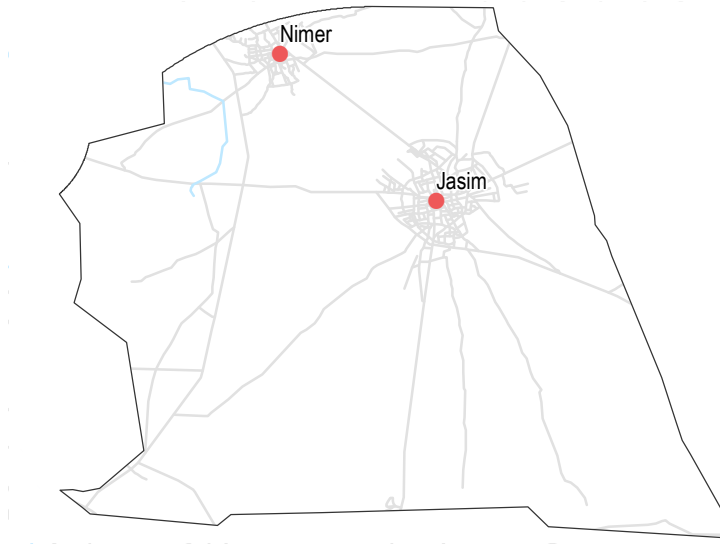
Yes No No

Nimer

51-75% 51-75% 1-25%

Yes No Yes

• 2/2 communities assessed : Jasim, Nimer



Shelter

- Independent apartment or house
 - Shared apartment or house
 - Unfinished apartment or house
 - Tent
 - Private space not for shelter
 - Cave/natural shelter
 - Collective public space not for shelter
 - No IDPs
 - No information
- Min - Max: rent paid per room (where known)

Jasim

NDPs IDPs

5000 - 6000 SYP

Nimer

NDPs IDPs

4000 - 8000 SYP

Livelihoods

Most common sources of income

Most common strategies used to cope with lack of income / resources

Jasim

Stable employment
Daily employment
Business/trade

Borrowing from family/friends

Nimer

Daily employment
Business/trade
Support from family/friends

Children sent to work/beg
Borrowing from family/friends
Selling household assets

NFIs

Lightbulb icon Jasim

B 9500 SYP 2250 SYP

C 500 SYP 3800 SYP

D 450 SYP 425 SYP

F 75000 SYP NA

Lightbulb icon Nimer

B 9000 SYP NA

C NA 10500 SYP

D 450 SYP 350 SYP

F 85000 SYP NA

Most common electricity source

- Main network
- Generator
- No source
- Solar alternative
- No information

Fuel Prices (SYP)*

- B** Butane (cannister)
- C** Coal (1kg)
- D** Diesel (1 litre)
- F** Firewood (1 tonne)

NFI Prices (SYP)*

- Cement (50kg)
- Floor mat (3*4m)
- Plastic tarpaulin (1m²)
- Tent (5 persons)

NA: not available for purchase

Fire icon Jasim

Burning productive assets
Burning plastics

Fire icon Nimer

Cutting trees
Burning productive assets
Burning plastics

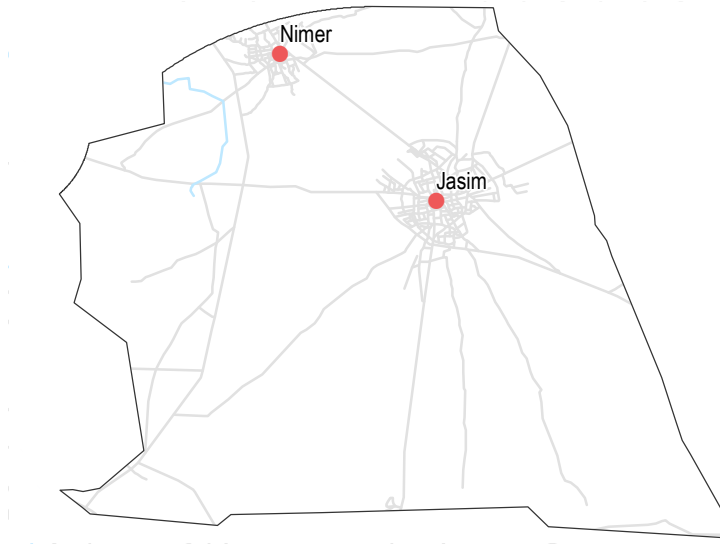
Most common strategies used to cope with a lack of fuel

WASH

- Most common water source
- Status of water source
- Water is safe to drink
 - Water tastes/smells bad
 - People sick after drinking
 - No information
- Sufficiency of available water to meet household needs
- Sufficient
 - Insufficient
 - No information
- Most common method of garbage disposal

- Jasim**
- Closed well
 - Public free collection
- Nimer**
- Water trucking
 - Public free collection

• 2/2 communities assessed : Jasim, Nimer



Education

- Status of primary schools in village
- Functioning
 - Not functioning
 - Not available
 - No information
- Barriers to accessing education services

Jasim
 Most children accessed education

Nimer
 Most children accessed education

Health

	Most common health problems	Most common barriers to accessing healthcare
Jasim	Chronic diseases Pregnancy related diseases Severe diseases affecting those aged less than 5	No difficulties reported
Nimer	Communicable diseases Chronic diseases Acute respiratory infections	No difficulties reported

Food Security

Jasim

- Private bakeries
 - No difficulties reported
 - 0
- Bread: no info
 Rice: 650 SYP
 Lentils: 425 SYP
 Sugar: 375 SYP
 Cooking oil: 750 SYP

Nimer

- Public bakeries
 - No difficulties reported
 - Private bakeries unavailable
- Bread: 125 SYP
 Rice: 600 SYP
 Lentils: 400 SYP
 Sugar: 350 SYP
 Cooking oil: 850 SYP

Main challenges to obtaining food

- No challenges
 - Some foods unavailable
 - Local production decreased
 - Lack of access to markets
 - Some foods expensive
 - Lack of resources to buy food
 - Lack of access to fuel
 - Cooking fuel unavailable
 - No information
- Bread (public): 1 pack
 Rice: 1kg
 Lentils: 1 kg
 Sugar: 1kg
 Cooking oil: 1 litre

- Access to bread
- Most common source of bread
 - Most common barriers to accessing bread
 - Number of days, per month, where bread from private bakeries was unavailable

Jizeh, Dar'a Governorate

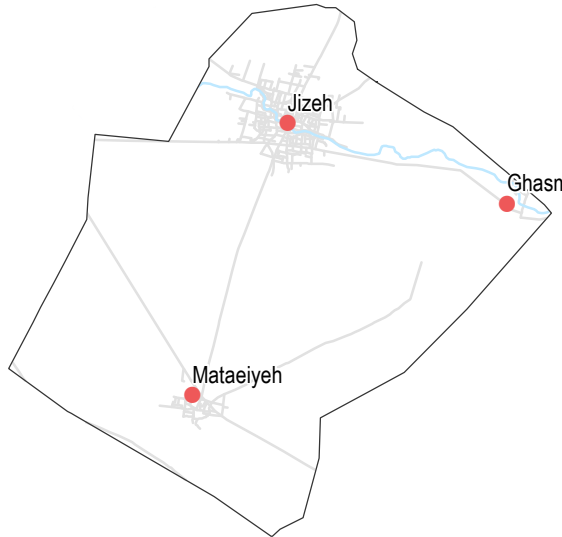
October 2017

Displacement

- % of pre-conflict population remaining
- % of population that are female
- % of female-headed households
- IDPs living in village
- New IDP arrivals
- Returnees

Ghasm					
76-100%	51-75%	26-50%	Yes	No	No
Jizeh					
26-50%	26-50%	1-25%	Yes	No	No
Mataeiyeh					
51-75%	51-75%	1-25%	Yes	No	No

• 3/3 communities assessed : Ghasm, Jizeh, Mataeiyeh



Shelter

- Independent apartment or house
- Shared apartment or house
- Unfinished apartment or house
- Tent
- Private space not for shelter
- Cave/natural shelter
- Collective public space not for shelter
- No IDPs
- No information
- Min - Max: rent paid per room (where known)

Ghasm	
NDPs	IDPs
7000 - 7500 SYP	
Jizeh	
NDPs	IDPs
4500 - 5000 SYP	
Mataeiyeh	
NDPs	IDPs
3000 - 3500 SYP	

Livelihoods

Most common sources of income

Most common strategies used to cope with lack of income / resources

Ghasm

Daily employment
Business/trade
Sale of humanitarian aid

Taking loans/buying on credit
Borrowing from family/friends

Jizeh

Stable employment
Daily employment
Business/trade

Taking loans/buying on credit
Borrowing from family/friends

Mataeiyeh

Daily employment
Business/trade
Remittances

Taking loans/buying on credit
Borrowing from family/friends

NFIs

Ghasm

B 9000 SYP	NA
C NA	NA
D 500 SYP	NA
F NA	NA

Jizeh

B 9000 SYP	NA
C NA	NA
D 450 SYP	NA
F NA	NA

Mataeiyeh

B 9000 SYP	NA
C NA	NA
D 450 SYP	NA
F NA	NA

Most common electricity source

- Main network
- Generator
- No source
- Solar alternative
- No information

Fuel Prices (SYP)*

- B** Butane (cannister)
- C** Coal (1kg)
- D** Diesel (1 litre)
- F** Firewood (1 tonne)

NFI Prices (SYP)*

- Cement (50kg)
- Floor mat (3*4m)
- Plastic tarpaulin (1m²)
- Tent (5 persons)

NA: not available for purchase

Ghasm

Cutting trees
Burning furniture not in use
Burning productive assets

Jizeh

Cutting trees
Burning furniture not in use
Burning productive assets

Mataeiyeh

Cutting trees
Burning furniture not in use
Burning productive assets

Most common strategies used to cope with a lack of fuel

WASH

- Most common water source**
- Status of water source**
- Water is safe to drink
 - Water tastes/smells bad
 - People sick after drinking
 - No information
- Sufficiency of available water to meet household needs**
- Sufficient
 - Insufficient
 - No information
- Most common method of garbage disposal**

Ghasm

- Closed well
- Private paid collection

Jizeh

- Closed well
- Private paid collection

Mataeiyeh

- Closed well
- Private paid collection

• 3/3 communities assessed : Ghasm, Jizeh, Mataeiyeh



Education

- Status of primary schools in village**
- Functioning
 - Not functioning
 - Not available
 - No information
- Barriers to accessing education services**
- Ghasm**
Most children accessed education

Mataeiyeh

Most children accessed education

Jizeh

Most children accessed education

Health

Most common health problems

Most common barriers to accessing healthcare

Ghasm

Communicable diseases
Chronic diseases
Acute respiratory infections

No facilities in the area

Jizeh

Chronic diseases
Acute respiratory infections
Severe diseases affecting those aged less than 5

No difficulties reported

Mataeiyeh

Chronic diseases
Acute respiratory infections
Severe diseases affecting those aged less than 5

No facilities in the area

Food Security

Ghasm

- Public bakeries
 - No difficulties reported
 - 0
- Bread: 125 SYP
Rice: 600 SYP
Lentils: 300 SYP
Sugar: 350 SYP
Cooking oil: 650 SYP

Jizeh

- Public bakeries
 - No difficulties reported
 - 0
- Bread: 125 SYP
Rice: 600 SYP
Lentils: 300 SYP
Sugar: 300 SYP
Cooking oil: 600 SYP

Mataeiyeh

- Public bakeries
 - No difficulties reported
 - Private bakeries unavailable
- Bread: 125 SYP
Rice: 600 SYP
Lentils: 300 SYP
Sugar: 300 SYP
Cooking oil: 600 SYP

Main challenges to obtaining food

- No challenges
- Some foods unavailable
- Local production decreased
- Lack of access to markets
- Some foods expensive
- Lack of resources to buy food
- Lack of access to fuel
- Cooking fuel unavailable
- No information

Bread (public): 1 pack
Rice: 1kg
Lentils: 1kg
Sugar: 1kg
Cooking oil: 1 litre

Access to bread

- Most common source of bread
- Most common barriers to accessing bread
- Number of days, per month, where bread from private bakeries was unavailable

Displacement

- % of pre-conflict population remaining
- % of population that are female
- % of female-headed households
- IDPs living in village
- New IDP arrivals
- Returnees

Alma		
51-75%	26-50%	1-25%
Yes	No	Yes
Eastern Ghariyeh		
51-75%	51-75%	1-25%
Yes	No	Yes
Western Ghariyeh		
51-75%	26-50%	1-25%
Yes	Yes	Yes

• 3/4 communities assessed : Alma, Eastern Ghariyeh, Western Ghariyeh



Shelter

- Independent apartment or house
- Shared apartment or house
- Unfinished apartment or house
- Tent
- Private space not for shelter
- Cave/natural shelter
- Collective public space not for shelter
- No IDPs
- No information
- Min - Max: rent paid per room (where known)

Alma	
NDPs	IDPs
No info	
Eastern Ghariyeh	
NDPs	IDPs
No info	
Western Ghariyeh	
NDPs	IDPs
2500 - 3000 SYP	

Livelihoods

Most common sources of income

Most common strategies used to cope with lack of income / resources

Alma	High risk/illegal work Sale of household assets Business/trade	Borrowing from family/friends High risk/illegal work Selling household assets
Eastern Ghariyeh	High risk/illegal work Farm owning Remittances	Borrowing from family/friends High risk/illegal work Selling household assets
Western Ghariyeh	Daily employment Business/trade Support from family/friends	Taking loans/buying on credit Borrowing from family/friends

NFIs

Alma	B 8200 SYP NA	C NA 2500 SYP	D 400 SYP 800 SYP	F 80000 SYP 85000 SYP
Eastern Ghariyeh	B 8300 SYP 2500 SYP	C NA 2200 SYP	D 400 SYP 800 SYP	F 85000 SYP 85000 SYP
Western Ghariyeh	B 9000 SYP NA	C NA NA	D 400 SYP NA	F NA NA

- Most common electricity source
- Main network
 - Generator
 - No source
 - Solar alternative
 - No information
- Fuel Prices (SYP)*
- B** Butane (cannister)
 - C** Coal (1kg)
 - D** Diesel (1 litre)
 - F** Firewood (1 tonne)
- NFI Prices (SYP)*
- Cement (50kg)
 - Floor mat (3*4m)
 - Plastic tarpaulin (1m²)
 - Tent (5 persons)
- NA: not available for purchase

Alma
No lack of fuel

Eastern Ghariyeh
No lack of fuel

Western Ghariyeh
Cutting trees
Burning furniture not in use
Burning productive assets

Most common strategies used to cope with a lack of fuel

WASH

- Most common water source**
- Status of water source**
- Water is safe to drink
 - Water tastes/smells bad
 - People sick after drinking
 - No information
- Sufficiency of available water to meet household needs**
- Sufficient
 - Insufficient
 - No information
- Most common method of garbage disposal**

- Alma**
- Closed well
 - Public free collection
- Eastern Ghariyeh**
- Closed well
 - Public free collection
- Western Ghariyeh**
- Closed well
 - Public free collection

• 3/4 communities assessed : Alma, Eastern Ghariyeh, Western Ghariyeh



Food Security

Alma

- Private bakeries
 - No difficulties reported
 - 0
- Bread: no info
Rice: 750 SYP
Lentils: 300 SYP
Sugar: 350 SYP
Cooking oil: 750 SYP

Eastern Ghariyeh

- Private bakeries
 - No difficulties reported
 - 0
- Bread: no info
Rice: 750 SYP
Lentils: 350 SYP
Sugar: 350 SYP
Cooking oil: 750 SYP

Western Ghariyeh

- Public bakeries
 - No difficulties reported
 - Private bakeries unavailable
- Bread: 100 SYP
Rice: 600 SYP
Lentils: 300 SYP
Sugar: 350 SYP
Cooking oil: 650 SYP

Main challenges to obtaining food

- No challenges
- Some foods unavailable
- Local production decreased
- Lack of access to markets
- Some foods expensive
- Lack of resources to buy food
- Lack of access to fuel
- Cooking fuel unavailable
- No information

Bread (public): 1 pack
Rice: 1kg
Lentils: 1kg
Sugar: 1kg
Cooking oil: 1 litre

Access to bread

- Most common source of bread
- Most common barriers to accessing bread
- Number of days, per month, where bread from private bakeries was unavailable

Education

- Status of primary schools in village**
- Functioning
 - Not functioning
 - Not available
 - No information
- Barriers to accessing education services**
- Alma**
Most children accessed education

Western Ghariyeh
Most children accessed education

Eastern Ghariyeh
Most children accessed education

Health

	Most common health problems	Most common barriers to accessing healthcare
Alma	Acute respiratory infections Fever Severe diseases affecting those aged less than 5	No difficulties reported
Eastern Ghariyeh	Chronic diseases Maternal health issues Severe diseases affecting those aged less than 5	Old age Disability/Injuries/Illness
Western Ghariyeh	Chronic diseases Acute respiratory infections Severe diseases affecting those aged less than 5	No facilities in the area

Displacement

- % of pre-conflict population remaining
- % of population that are female
- % of female-headed households
- IDPs living in village
- New IDP arrivals
- Returnees

Masmiyyeh

- 51-75% 51-75% 1-25%
- Yes No No

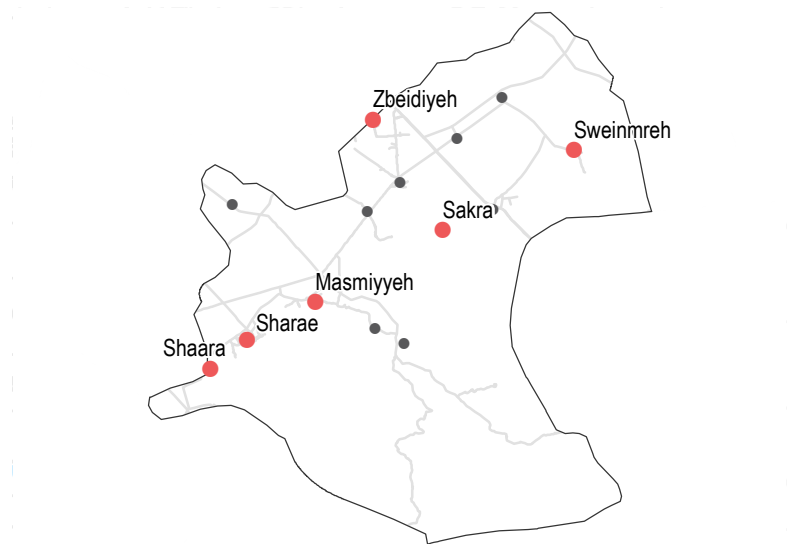
Sakra

- 51-75% 26-50% 1-25%
- Yes No Yes

Shaara

- 76-100% 51-75% 26-50%
- Yes No Yes

• 6/13 communities assessed (3 communities are shown on the next factsheet): Masmiyyeh, Sakra, Shaara



NFIs

Masmiyyeh

- B** 2800 SYP 2500 SYP
- C** 350 SYP 450 SYP
- D** 250 SYP 1500 SYP
- F** 55000 SYP 75000 SYP

Sakra

- B** 7000 SYP NA
- C** NA 2500 SYP
- D** 400 SYP 1000 SYP
- F** NA NA

Shaara

- B** 5500 SYP 2600 SYP
- C** 450 SYP 12500 SYP
- D** 375 SYP 275 SYP
- F** 80000 SYP 80000 SYP

Most common electricity source

- Main network
- Generator
- No source
- Solar alternative
- No information

Fuel Prices (SYP)*

- B** Butane (cannister)
- C** Coal (1kg)
- D** Diesel (1 litre)
- F** Firewood (1 tonne)

NFI Prices (SYP)*

- Cement (50kg)
- Floor mat (3*4m)
- Plastic tarpaulin (1m²)
- Tent (5 persons)

NA: not available for purchase

Shelter

- Independent apartment or house
- Shared apartment or house
- Unfinished apartment or house
- Tent
- Private space not for shelter
- Cave/natural shelter
- Collective public space not for shelter
- No IDPs
- No information
- Min - Max: rent paid per room (where known)

Masmiyyeh

- NDPs
- IDPs
- No info

Sakra

- NDPs
- IDPs
- No info

Shaara

- NDPs
- IDPs
- No info

Livelihoods

Most common sources of income

Most common strategies used to cope with lack of income / resources

Masmiyyeh

Stable employment
Daily employment
Savings

Children sent to work/beg
Borrowing from family/friends
Skipping meals

Sakra

High risk/illegal work
Sale of household assets
Business/trade

Borrowing from family/friends
High risk/illegal work
Selling household assets

Shaara

Daily employment
Business/trade
Support from family/friends

Children sent to work/beg
Borrowing from family/friends
Selling household assets

Masmiyyeh

No lack of fuel

Sakra

No lack of fuel

Shaara

Burning productive assets
Burning plastics
Burning waste

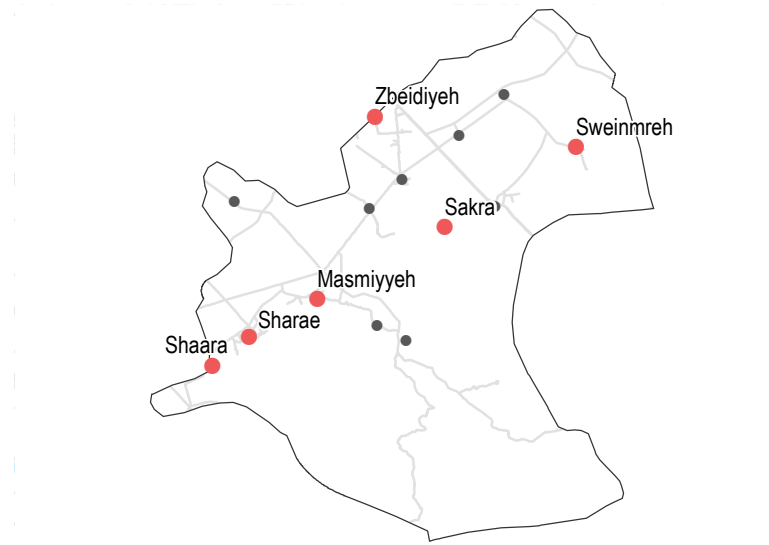
Most common strategies used to cope with a lack of fuel

WASH

- Most common water source**
- Water is safe to drink
 - Water tastes/smells bad
 - People sick after drinking
 - No information
- Sufficiency of available water to meet household needs**
- Sufficient
 - Insufficient
 - No information
- Most common method of garbage disposal**
- Buried / burned

- Masmiyyeh**
- Network
 - Public free collection
- Sakra**
- Closed well
 - Buried / burned
- Shaara**
- Network
 - Buried / burned

6/13 communities assessed (3 communities are shown on the next factsheet): Masmiyyeh, Sakra, Shaara



Food Security

Masmiyyeh

- Bread: 50 SYP
- Rice: 500 SYP
- Lentils: 350 SYP
- Sugar: 350 SYP
- Cooking oil: 700 SYP
- Private bakeries
- No difficulties reported
- 1 to 10

Sakra

- Bread: no info
- Rice: 800 SYP
- Lentils: no info
- Sugar: 375 SYP
- Cooking oil: 700 SYP
- Distribution by others
- No difficulties reported
- Private bakeries unavailable

Shaara

- Bread: no info
- Rice: 500 SYP
- Lentils: 350 SYP
- Sugar: 350 SYP
- Cooking oil: 750 SYP
- Shops
- No difficulties reported
- Private bakeries unavailable

- Main challenges to obtaining food**
- No challenges
 - Some foods unavailable
 - Local production decreased
 - Lack of access to markets
 - Some foods expensive
 - Lack of resources to buy food
 - Lack of access to fuel
 - Cooking fuel unavailable
 - No information
- Bread (public): 1 pack
 Rice: 1kg
 Lentils: 1kg
 Sugar: 1kg
 Cooking oil: 1 litre
- Access to bread**
- Most common source of bread
 - Most common barriers to accessing bread
 - Number of days, per month, where bread from private bakeries was unavailable

Education

- Status of primary schools in village**
- Functioning
 - Not functioning
 - Not available
 - No information
- Barriers to accessing education services**
- Masmiyyeh**
 Most children accessed education

Shaara
 Most children accessed education

Sakra
 Most children accessed education

Health

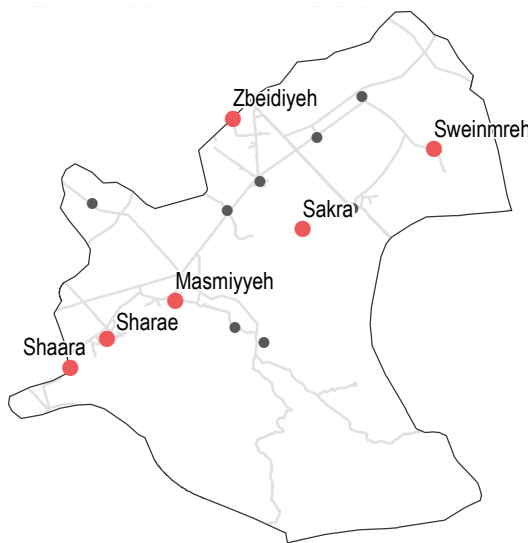
	Most common health problems	Most common barriers to accessing healthcare
Masmiyyeh	Chronic diseases Acute respiratory infections Severe diseases affecting those aged less than 5	Old age Disability/Injuries/Illness
Sakra	Chronic diseases Pregnancy related diseases Severe diseases affecting those aged less than 5	Lack of transportation Old age Disability/Injuries/Illness
Shaara	Skin diseases Maternal health issues Severe diseases affecting those aged less than 5	No facilities in the area Security concerns around travel Lack of transportation

Displacement

- % of pre-conflict population remaining
- % of population that are female
- % of female-headed households
- IDPs living in village
- New IDP arrivals
- Returnees

Sharae		Sweinmreh		Zbeidiyeh	
76-100%	51-75%	51-75%	51-75%	26-50%	1-25%
Yes	No	Yes	No info	Yes	No
Yes	No	No info	No	No	No

• 6/13 communities assessed (3 communities are shown on the previous factsheet): Sharae, Sweinmreh, Zbeidiyeh



Shelter

- Independent apartment or house
- Shared apartment or house
- Unfinished apartment or house
- Tent
- Private space not for shelter
- Cave/natural shelter
- Collective public space not for shelter
- No IDPs
- No information
- Min - Max: rent paid per room (where known)

Sharae		Sweinmreh		Zbeidiyeh	
NDPs	IDPs	NDPs	IDPs	NDPs	IDPs
5000 - 6000 SYP		No info		No info	

Livelihoods

Most common sources of income

Most common strategies used to cope with lack of income / resources

Community	Most common sources of income	Most common strategies used to cope with lack of income / resources
Sharae	Stable employment Daily employment Business/trade	Children sent to work/beg Taking loans/buying on credit Borrowing from family/friends
Sweinmreh	Stable employment Daily employment Savings	Children sent to work/beg Borrowing from family/friends Skipping meals
Zbeidiyeh	High risk/illegal work Sale of household assets Business/trade	Borrowing from family/friends High risk/illegal work Selling household assets

NFIs

Sharae

B 3500 SYP	2550 SYP
C 450 SYP	12500 SYP
D 300 SYP	275 SYP
F 80000 SYP	80000 SYP

Sweinmreh

B 3000 SYP	2800 SYP
C 350 SYP	450 SYP
D 400 SYP	1500 SYP
F 55000 SYP	75000 SYP

Zbeidiyeh

B 5500 SYP	NA
C NA	2000 SYP
D 350 SYP	600 SYP
F NA	80000 SYP

Most common electricity source

- Main network
- Generator
- No source
- Solar alternative
- No information

Fuel Prices (SYP)*

- B** Butane (cannister)
- C** Coal (1kg)
- D** Diesel (1 litre)
- F** Firewood (1 tonne)

NFI Prices (SYP)*

- Cement (50kg)
- Floor mat (3*4m)
- Plastic tarpaulin (1m²)
- Tent (5 persons)

NA: not available for purchase

Sharae

- Burning productive assets
- Burning plastics
- Burning waste

Sweinmreh

- Cutting trees
- Burning productive assets
- Burning plastics

Zbeidiyeh

No lack of fuel

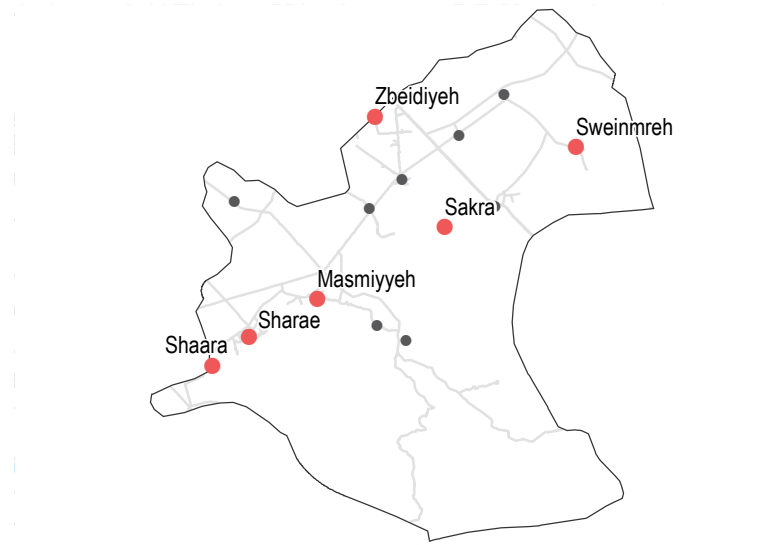
Most common strategies used to cope with a lack of fuel

WASH

- Most common water source**
- Water is safe to drink
 - Water tastes/smells bad
 - People sick after drinking
 - No information
- Sufficiency of available water to meet household needs**
- Sufficient
 - Insufficient
 - No information
- Most common method of garbage disposal**
- Buried / burned

- Sharae**
- Network
 - Public free collection
- Sweinmreh**
- Closed well
 - Buried / burned
- Zbeidiyeh**
- Closed well
 - Buried / burned

• 6/13 communities assessed (3 communities are shown on the previous factsheet): Sharae, Sweinmreh, Zbeidiyeh



Education

- Status of primary schools in village**
- Functioning
 - Not functioning
 - Not available
 - No information
- Barriers to accessing education services**
- Most children accessed education

Zbeidiyeh
Most children accessed education

Sweinmreh
Most children accessed education

Health

	Most common health problems	Most common barriers to accessing healthcare
Sharae	Diarrhoea Chronic diseases Severe diseases affecting those aged less than 5	Security concerns around travel Old age Security concerns around entering facilities
Sweinmreh	Chronic diseases Acute respiratory infections Severe diseases affecting those aged less than 5	No facilities in the area Security concerns around travel Old age
Zbeidiyeh	Chronic diseases Maternal health issues Severe diseases affecting those aged less than 5	Disability/Injuries/Illness Security concerns around entering facilities Not allowed to enter facilities

Food Security

Community	Food Security	Main challenges to obtaining food
Sharae	<ul style="list-style-type: none"> Bread: no info Rice: 500 SYP Lentils: 400 SYP Sugar: 325 SYP Cooking oil: 750 SYP <ul style="list-style-type: none"> Private bakeries No difficulties reported Private bakeries unavailable 	<ul style="list-style-type: none"> No challenges Some foods unavailable Local production decreased Lack of access to markets Some foods expensive Lack of resources to buy food Lack of access to fuel Cooking fuel unavailable No information
Sweinmreh	<ul style="list-style-type: none"> Bread: 50 SYP Rice: 500 SYP Lentils: 350 SYP Sugar: 325 SYP Cooking oil: 700 SYP <ul style="list-style-type: none"> Shops No difficulties reported Private bakeries unavailable 	<ul style="list-style-type: none"> Bread (public): 1 pack Rice: 1kg Lentils: 1kg Sugar: 1kg Cooking oil: 1 litre Access to bread Most common source of bread Most common barriers to accessing bread Number of days, per month, where bread from private bakeries was unavailable
Zbeidiyeh	<ul style="list-style-type: none"> Bread: 125 SYP Rice: 700 SYP Lentils: 400 SYP Sugar: 350 SYP Cooking oil: 750 SYP <ul style="list-style-type: none"> Government distribution No difficulties reported Private bakeries unavailable 	

Mseifra, Dar'a Governorate

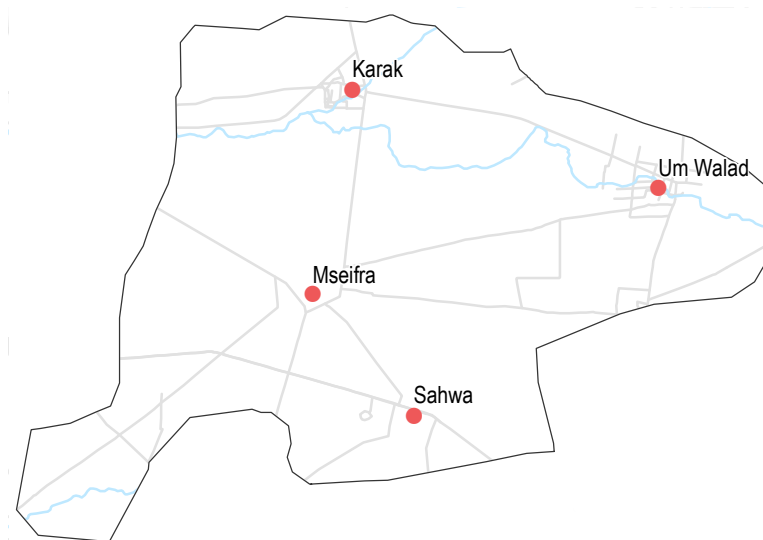
October 2017

Displacement

- % of pre-conflict population remaining
- % of population that are female
- % of female-headed households
- IDPs living in village
- New IDP arrivals
- Returnees

Community	% of pre-conflict population remaining	% of population that are female	% of female-headed households	IDPs living in village	New IDP arrivals	Returnees
Karak	76-100%	51-75%	1-25%	Yes	No	Yes
Mseifra	51-75%	51-75%	1-25%	Yes	No	Yes
Sahwa	51-75%	51-75%	1-25%	Yes	No	Yes
Um Walad	51-75%	51-75%	1-25%	Yes	No	Yes

• 4/4 communities assessed : Karak, Mseifra, Sahwa, Um Walad



Shelter

- Independent apartment or house
- Shared apartment or house
- Unfinished apartment or house
- Tent
- Private space not for shelter
- Cave/natural shelter
- Collective public space not for shelter
- No IDPs
- No information
- Min - Max: rent paid per room (where known)

Community	Most common shelter	NDPs	IDPs
Karak	Independent apartment or house	No info	No info
Mseifra	Shared apartment or house	5000 - 10000 SYP	
Sahwa	Unfinished apartment or house	4000 - 8000 SYP	
Um Walad	Tent	No info	No info

Livelihoods

Most common sources of income

Most common strategies used to cope with lack of income / resources

Community	Most common sources of income	Most common strategies used to cope with lack of income / resources
Karak	Daily employment Business/trade Support from family/friends	Children sent to work/beg Borrowing from family/friends Selling household assets
Mseifra	Daily employment Business/trade Support from family/friends	Children sent to work/beg Borrowing from family/friends Selling household assets
Sahwa	Daily employment Business/trade Support from family/friends	Children sent to work/beg Borrowing from family/friends Selling household assets
Um Walad	Daily employment Business/trade Support from family/friends	Children sent to work/beg Borrowing from family/friends Selling household assets

NFIs

Community	Butane (cannister)	Coal (1kg)	Diesel (1 litre)	Firewood (1 tonne)
Karak	B 9000 SYP	C NA	D 450 SYP	F 95000 SYP
Mseifra	B 8500 SYP	C NA	D 425 SYP	F 95000 SYP
Sahwa	B 8400 SYP	C NA	D 425 SYP	F 95000 SYP
Um Walad	B 8200 SYP	C NA	D 425 SYP	F 95000 SYP

- Most common electricity source
- Main network
 - Generator
 - No source
 - Solar alternative
 - No information
- Fuel Prices (SYP)*
- B** Butane (cannister)
 - C** Coal (1kg)
 - D** Diesel (1 litre)
 - F** Firewood (1 tonne)
- NFI Prices (SYP)*
- Cement (50kg)
 - Floor mat (3*4m)
 - Plastic tarpaulin (1m²)
 - Tent (5 persons)
- NA: not available for purchase

Most common strategies used to cope with a lack of fuel

Community	Most common strategies used to cope with a lack of fuel
Karak	Cutting trees Burning productive assets Burning plastics
Mseifra	Cutting trees Burning productive assets Burning plastics
Sahwa	Cutting trees Burning productive assets Burning plastics
Um Walad	Cutting trees Burning productive assets Burning plastics

Mseifra, Dar'a Governorate

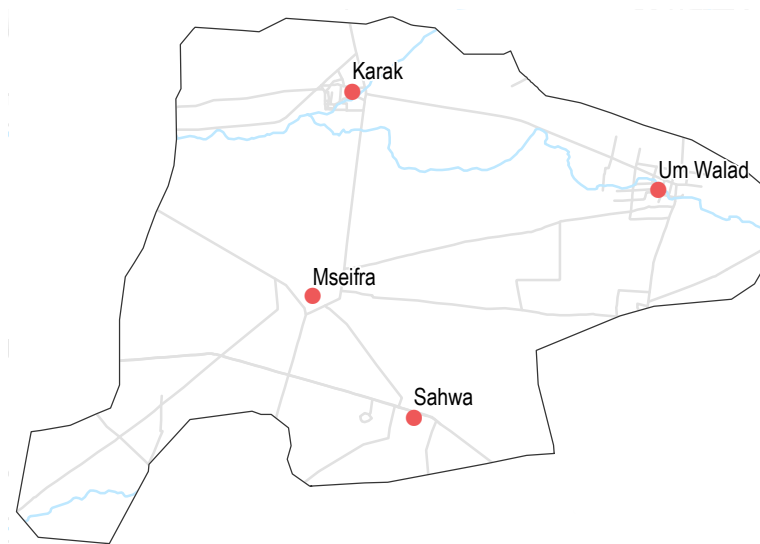
October 2017

WASH

- Most common water source**
- Status of water source**
- Water is safe to drink
 - Water tastes/smells bad
 - People sick after drinking
 - No information
- Sufficiency of available water to meet household needs**
- Sufficient
 - Insufficient
 - No information
- Most common method of garbage disposal**

- Karak**
- Water trucking
 - Public free collection
- Mseifra**
- Public wells
 - Public free collection
- Sahwa**
- Public wells
 - Public free collection
- Um Walad**
- Public wells
 - Public free collection

• 4/4 communities assessed : Karak, Mseifra, Sahwa, Um Walad



Education

- Status of primary schools in village**
- Functioning
 - Not functioning
 - Not available
 - No information
- Barriers to accessing education services**
- Karak: Most children accessed education
 - Mseifra: Most children accessed education

- Sahwa**
- Most children accessed education
- Um Walad**
- Most children accessed education

Health

- Most common health problems
- Most common barriers to accessing healthcare

Community	Most common health problems	Most common barriers to accessing healthcare
Karak	Chronic diseases Acute respiratory infections Severe diseases affecting those aged less than 5	No facilities in the area High cost of transportation Lack of transportation
Mseifra	Communicable diseases Chronic diseases Acute respiratory infections	No difficulties reported
Sahwa	Diarrhoea Communicable diseases Acute respiratory infections	No facilities in the area High cost of transportation Lack of transportation
Um Walad	Communicable diseases Chronic diseases Acute respiratory infections	No facilities in the area High cost of transportation Lack of transportation

Food Security

- Karak**
- Bread: 150 SYP
 - Rice: 550 SYP
 - Lentils: 400 SYP
 - Sugar: 350 SYP
 - Cooking oil: 800 SYP
- Public bakeries
 - No difficulties reported
 - Private bakeries unavailable
- Mseifra**
- Bread: 125 SYP
 - Rice: 550 SYP
 - Lentils: 450 SYP
 - Sugar: 325 SYP
 - Cooking oil: 800 SYP
- Public bakeries
 - No difficulties reported
 - Private bakeries unavailable
- Sahwa**
- Bread: 100 SYP
 - Rice: 550 SYP
 - Lentils: 450 SYP
 - Sugar: 300 SYP
 - Cooking oil: 800 SYP
- Public bakeries
 - No difficulties reported
 - Private bakeries unavailable
- Um Walad**
- Bread: 125 SYP
 - Rice: 550 SYP
 - Lentils: 400 SYP
 - Sugar: 325 SYP
 - Cooking oil: 800 SYP
- Public bakeries
 - No difficulties reported
 - Private bakeries unavailable

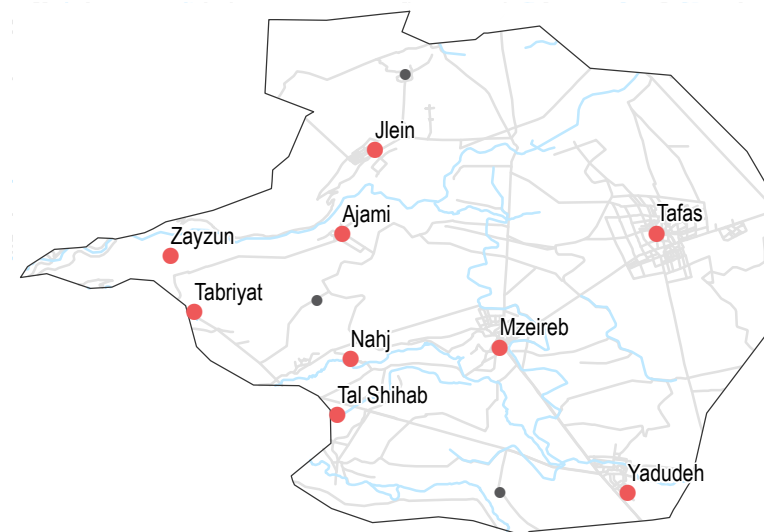
- Main challenges to obtaining food**
- No challenges
 - Some foods unavailable
 - Local production decreased
 - Lack of access to markets
 - Some foods expensive
 - Lack of resources to buy food
 - Lack of access to fuel
 - Cooking fuel unavailable
 - No information
- Bread (public): 1 pack**
- Rice: 1kg**
- Lentils: 1kg**
- Sugar: 1kg**
- Cooking oil: 1 litre**
- Access to bread**
- Most common source of bread
 - Most common barriers to accessing bread
 - Number of days, per month, where bread from private bakeries was unavailable

Displacement

- % of pre-conflict population remaining
- % of population that are female
- % of female-headed households
- IDPs living in village
- New IDP arrivals
- Returnees

Community	% of pre-conflict population remaining	% of population that are female	% of female-headed households	IDPs living in village	New IDP arrivals	Returnees
Ajami	76-100%	26-50%	1-25%	Yes	No	No
Jlein	1-25%	None	No info	Yes	No info	No
Mzeireb	51-75%	26-50%	1-25%	Yes	Yes	No
Nahj	76-100%	26-50%	1-25%	Yes	No	No
Tabriyat	76-100%	26-50%	1-25%	Yes	No	No

• 9/9 communities assessed (4 communities are shown on the next factsheet): Ajami, Jlein, Mzeireb, Nahj, Tabriyat



Shelter

- Independent apartment or house
- Shared apartment or house
- Unfinished apartment or house
- Tent
- Private space not for shelter
- Cave/natural shelter
- Collective public space not for shelter
- No IDPs
- No information
- Min - Max: rent paid per room (where known)

Community	Most common shelter	Min - Max: rent paid per room (where known)
Ajami	Independent apartment or house	4000 - 5000 SYP
Nahj	Independent apartment or house	3000 - 4000 SYP
Jlein	No info	No info
Tabriyat	Independent apartment or house	4500 - 5000 SYP
Mzeireb	No info	No info

Livelihoods

Most common sources of income

Most common strategies used to cope with lack of income / resources

Community	Most common sources of income	Most common strategies used to cope with lack of income / resources
Ajami	Farm owning Business/trade Savings	Children sent to work/beg Borrowing from family/friends
Jlein	High risk/illegal work Support from family/friends Savings	Borrowing from family/friends High risk/illegal work Skipping meals
Mzeireb	Daily employment Farm owning Business/trade	Children sent to work/beg Taking loans/buying on credit Borrowing from family/friends
Nahj	Daily employment Business/trade Savings	Children sent to work/beg Borrowing from family/friends
Tabriyat	Daily employment Farm owning Business/trade	Children sent to work/beg Borrowing from family/friends Reducing meal size

NFIs

Community	Electricity source	Fuel Prices (SYP)*	NFI Prices (SYP)*
Ajami	B 10000 SYP C 500 SYP D 450 SYP F 90000 SYP	B 10000 SYP C 500 SYP D 450 SYP F 90000 SYP	B 9150 SYP C 300 SYP D 450 SYP F 56000 SYP
Nahj	B 10000 SYP C 500 SYP D 450 SYP F 90000 SYP	B 10000 SYP C NA D 450 SYP F NA	B 10000 SYP C NA D 450 SYP F NA
Jlein	B NA C NA D NA F NA	B NA C NA D NA F NA	B NA C NA D NA F NA
Mzeireb	B 9150 SYP C 300 SYP D 450 SYP F 56000 SYP	B 10000 SYP C NA D 450 SYP F NA	B 9150 SYP C 300 SYP D 450 SYP F 56000 SYP
Tabriyat	B 10000 SYP C NA D 450 SYP F NA	B 10000 SYP C NA D 450 SYP F NA	B 10000 SYP C NA D 450 SYP F NA

- Most common electricity source
- Main network
- Generator
- No source
- Solar alternative
- No information
- Fuel Prices (SYP)*
- B** Butane (cannister)
- C** Coal (1kg)
- D** Diesel (1 litre)
- F** Firewood (1 tonne)
- NFI Prices (SYP)*
- Cement (50kg)
- Floor mat (3*4m)
- Plastic tarpaulin (1m²)
- Tent (5 persons)
- NA: not available for purchase

Most common strategies used to cope with a lack of fuel

Ajami
Cutting trees
Burning clothes
Burning plastics

Jlein
No info

Mzeireb
No lack of fuel

Nahj
No lack of fuel

Tabriyat
Cutting trees
Burning productive assets
Burning plastics

Mzeireb 1/2, Dar'a Governorate

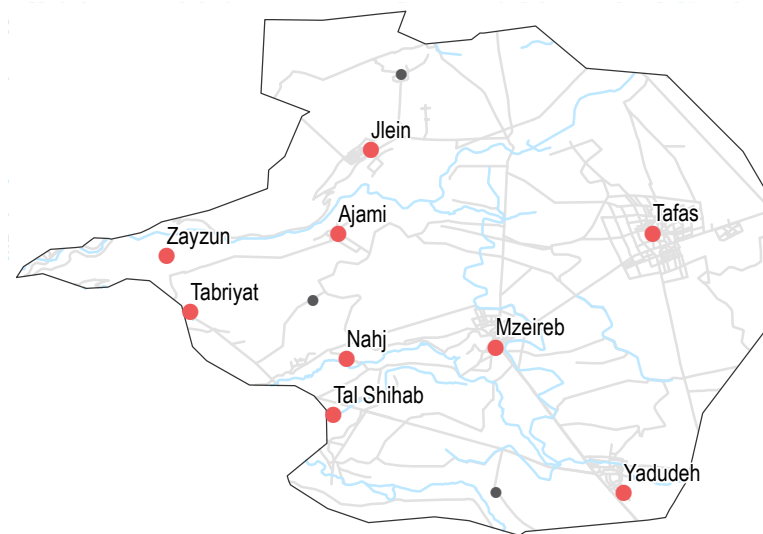
October 2017

WASH

- Most common water source**
- Status of water source**
- Water is safe to drink
 - Water tastes/smells bad
 - People sick after drinking
 - No information
- Sufficiency of available water to meet household needs**
- Sufficient
 - Insufficient
 - No information
- Most common method of garbage disposal**

- Ajami**
- Protected spring
 - Public free collection
- Jlein**
- Water trucking
 - Left in street / public area
- Mzeireb**
- Water trucking
 - Private paid collection
- Nahj**
- Water trucking
 - Public free collection
- Tabriyat**
- Water trucking
 - Buried / burned

9/9 communities assessed (4 communities are shown on the next factsheet): Ajami, Jlein, Mzeireb, Nahj, Tabriyat



Education

- Status of primary schools in village**
- Functioning
 - Not functioning
 - Not available
 - No information
- Barriers to accessing education services**
- Ajami: Most children accessed education
 - Mzeireb: Most children accessed education
 - Nahj: Most children accessed education
 - Tabriyat: Most children accessed education

Jlein
Some facilities destroyed

Health

	Most common health problems	Most common barriers to accessing healthcare
Ajami	Diarrhoea Acute respiratory infections Fever	No facilities in the area High cost of transportation Lack of transportation
Jlein	Injuries Symptoms of psychological trauma	No facilities in the area
Mzeireb	Disabilities Communicable diseases Pregnancy related diseases	No difficulties reported
Nahj	Chronic diseases Acute respiratory infections Fever	No facilities in the area High cost of transportation
Tabriyat	Chronic diseases Acute respiratory infections Fever	No facilities in the area High cost of transportation Lack of transportation

Food Security

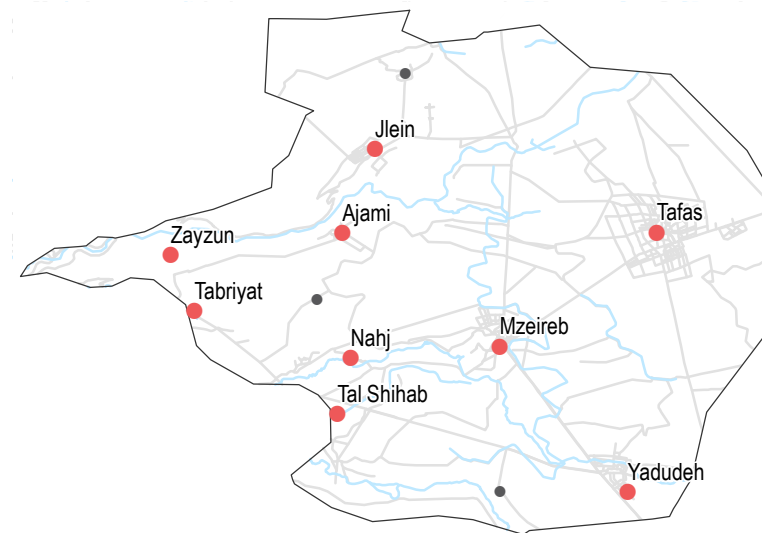
- Ajami**
- Bread: no info
 - Rice: 700 SYP
 - Lentils: 500 SYP
 - Sugar: 450 SYP
 - Cooking oil: 1000 SYP
 - Shops
 - No difficulties reported
 - Private bakeries unavailable
- Jlein**
- Bread: no info
 - Rice: no info
 - Lentils: no info
 - Sugar: no info
 - Cooking oil: no info
 - Bread is not available in the village
 - Insufficient electricity/fuel
 - Flour not always available
 - 21 or more
- Mzeireb**
- Bread: no info
 - Rice: 550 SYP
 - Lentils: 350 SYP
 - Sugar: 325 SYP
 - Cooking oil: 700 SYP
 - Private bakeries
 - No difficulties reported
 - 0
- Nahj**
- Bread: no info
 - Rice: 700 SYP
 - Lentils: 450 SYP
 - Sugar: 475 SYP
 - Cooking oil: 1000 SYP
 - Shops
 - No difficulties reported
 - Private bakeries unavailable
- Tabriyat**
- Bread: no info
 - Rice: 750 SYP
 - Lentils: 500 SYP
 - Sugar: 500 SYP
 - Cooking oil: 1000 SYP
 - Shops
 - Yeast not always available
 - Flour not always available
 - Private bakeries unavailable
- Main challenges to obtaining food**
- No challenges
 - Some foods unavailable
 - Local production decreased
 - Lack of access to markets
 - Some foods expensive
 - Lack of resources to buy food
 - Lack of access to fuel
 - Cooking fuel unavailable
 - No information
- Bread (public): 1 pack**
Rice: 1kg
Lentils: 1kg
Sugar: 1kg
Cooking oil: 1 litre
- Access to bread**
- Most common source of bread
 - Most common barriers to accessing bread
 - Number of days, per month, where bread from private bakeries was unavailable

Displacement

- % of pre-conflict population remaining
- % of population that are female
- % of female-headed households
- IDPs living in village
- New IDP arrivals
- Returnees

Community	% of pre-conflict population remaining	% of population that are female	% of female-headed households	IDPs living in village	New IDP arrivals	Returnees
Tafas	76-100%	51-75%	1-25%	Yes	No	No
Tal Shihab	76-100%	51-75%	1-25%	Yes	No	No
Yadudeh	76-100%	26-50%	1-25%	Yes	No	No
Zayzun	51-75%	51-75%	1-25%	Yes	No	No

• 9/9 communities assessed (5 communities are shown on the previous factsheet): Tafas, Tal Shihab, Yadudeh, Zayzun



NFIs

Community	Lightbulb	Generator	NA
Tafas	B 9200 SYP	2450 SYP	C 300 SYP
Zayzun	B 9150 SYP	NA	D 450 SYP
Tal Shihab	B 10500 SYP	2800 SYP	C 500 SYP
Yadudeh	B 9200 SYP	NA	C 300 SYP

- Most common electricity source
- Main network
 - Generator
 - No source
 - Solar alternative
 - No information

- Fuel Prices (SYP)*
- B** Butane (cannister)
 - C** Coal (1kg)
 - D** Diesel (1 litre)
 - F** Firewood (1 tonne)

- NFI Prices (SYP)*
- Cement (50kg)
 - Floor mat (3*4m)
 - Plastic tarpaulin (1m²)
 - Tent (5 persons)
- NA: not available for purchase

Shelter

- Most common shelter
- Independent apartment or house
 - Shared apartment or house
 - Unfinished apartment or house
 - Tent
 - Private space not for shelter
 - Cave/natural shelter
 - Collective public space not for shelter
 - No IDPs
 - No information
- Min - Max: rent paid per room (where known)

Community	NDPs	IDPs
Tafas		
Tal Shihab		
Yadudeh		
Zayzun	No info	

Livelihoods

- Most common sources of income
- Most common strategies used to cope with lack of income / resources

Community	Most common sources of income	Most common strategies used to cope with lack of income / resources
Tafas	Stable employment Daily employment Farm owning	Children sent to work/beg Taking loans/buying on credit Borrowing from family/friends
Tal Shihab	Daily employment Farm owning Business/trade	Children sent to work/beg Borrowing from family/friends
Yadudeh	Daily employment Farm owning Business/trade	Children sent to work/beg Taking loans/buying on credit Borrowing from family/friends
Zayzun	Daily employment Farm owning Allowances	Children sent to work/beg Taking loans/buying on credit Borrowing from family/friends

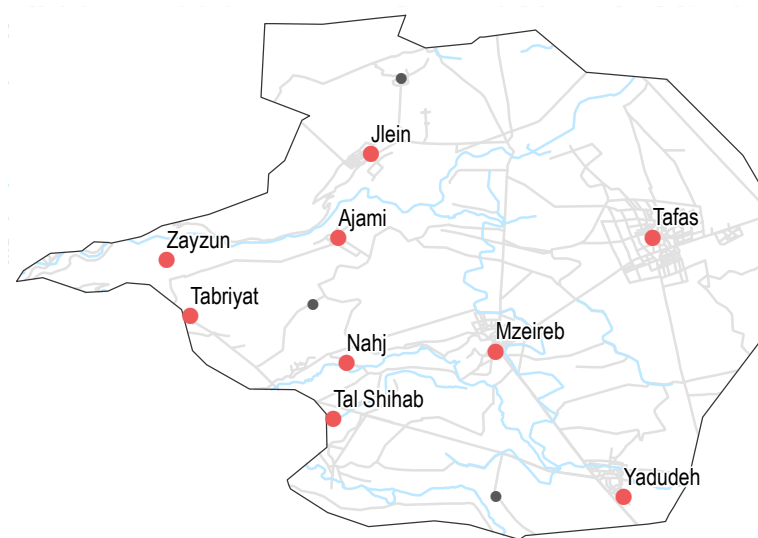
- Tafas**
No lack of fuel
- Tal Shihab**
No lack of fuel
- Zayzun**
No lack of fuel
- Yadudeh**
No lack of fuel

WASH

- Most common water source**
- Status of water source**
- Water is safe to drink
 - Water tastes/smells bad
 - People sick after drinking
 - No information
- Sufficiency of available water to meet household needs**
- Sufficient
 - Insufficient
 - No information
- Most common method of garbage disposal**

- Tafas**
- Network
 - Private paid collection
- Tal Shihab**
- Water trucking
 - Public free collection
- Yadudeh**
- Water trucking
 - Private paid collection
- Zayzun**
- Water trucking
 - Private paid collection

• 9/9 communities assessed (5 communities are shown on the previous factsheet): Tafas, Tal Shihab, Yadudeh, Zayzun



Food Security

Tafas

- Private bakeries
- No difficulties reported
- Bread: no info
- Rice: 550 SYP
- Lentils: 360 SYP
- Sugar: 325 SYP
- Cooking oil: 700 SYP

Tal Shihab

- Shops
- No difficulties reported
- Bread: 225 SYP
- Rice: 650 SYP
- Lentils: 400 SYP
- Sugar: 450 SYP
- Cooking oil: 1000 SYP

Yadudeh

- Shops
- No difficulties reported
- Bread: no info
- Rice: 550 SYP
- Lentils: 365 SYP
- Sugar: 325 SYP
- Cooking oil: 750 SYP
- Private bakeries unavailable

Zayzun

- Shops
- No difficulties reported
- Bread: no info
- Rice: 550 SYP
- Lentils: 345 SYP
- Sugar: 325 SYP
- Cooking oil: 675 SYP
- Private bakeries unavailable

Main challenges to obtaining food

- No challenges
- Some foods unavailable
- Local production decreased
- Lack of access to markets
- Some foods expensive
- Lack of resources to buy food
- Lack of access to fuel
- Cooking fuel unavailable
- No information

Bread (public): 1 pack
Rice: 1kg
Lentils: 1kg
Sugar: 1kg
Cooking oil: 1 litre

Access to bread

- Most common source of bread
- Most common barriers to accessing bread
- Number of days, per month, where bread from private bakeries was unavailable

Education

- Status of primary schools in village**
- Functioning
 - Not functioning
 - Not available
 - No information
- Barriers to accessing education services**

- Yadudeh**
- Most children accessed education
- Zayzun**
- Most children accessed education

Tafas

Most children accessed education

Tal Shihab

Most children accessed education

Health

- Most common health problems
- Most common barriers to accessing healthcare

Community	Most common health problems	Most common barriers to accessing healthcare
Tafas	Disabilities Pregnancy related diseases Severe diseases affecting those aged less than 5	No difficulties reported
Tal Shihab	Communicable diseases Fever	No difficulties reported
Yadudeh	Disabilities Communicable diseases Pregnancy related diseases	No difficulties reported
Zayzun	Disabilities Maternal health issues Severe diseases affecting those aged less than 5	No facilities in the area

Nawa 1/2, Dar'a Governorate

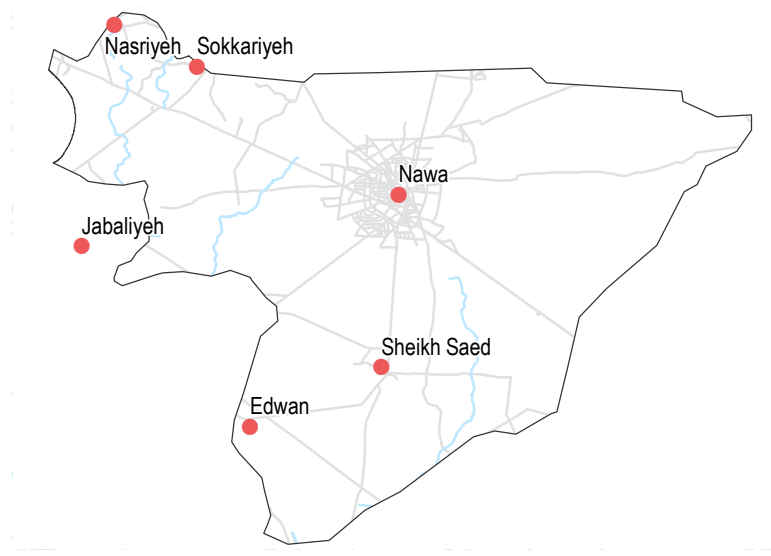
October 2017

Displacement

- % of pre-conflict population remaining
- % of population that are female
- % of female-headed households
- IDPs living in village
- New IDP arrivals
- Returnees

Edwan		
51-75%	51-75%	1-25%
Yes	No info	No
Jabaliyeh		
51-75%	51-75%	26-50%
Yes	No info	No
Nasriyeh		
76-100%	51-75%	1-25%
Yes	No	No

• 6/6 communities assessed (3 communities are shown on the next factsheet): Edwan, Jabaliyeh, Nasriyeh



NFIs

Edwan

B 8800 SYP	3000 SYP
C 350 SYP	450 SYP
D 450 SYP	1500 SYP
F 55000 SYP	75000 SYP

Jabaliyeh

B 9800 SYP	NA
C 350 SYP	4000 SYP
D 450 SYP	3500 SYP
F 75000 SYP	NA

Nasriyeh

B 9500 SYP	2800 SYP
C 350 SYP	450 SYP
D 450 SYP	1500 SYP
F 55000 SYP	75000 SYP

- Most common electricity source
- Main network
 - Generator
 - No source
 - Solar alternative
 - No information

- Fuel Prices (SYP)*
- B** Butane (cannister)
 - C** Coal (1kg)
 - D** Diesel (1 litre)
 - F** Firewood (1 tonne)

- NFI Prices (SYP)*
- Cement (50kg)
 - Floor mat (3*4m)
 - Plastic tarpaulin (1m²)
 - Tent (5 persons)
- NA: not available for purchase

Shelter

- Most common shelter
- Independent apartment or house
 - Shared apartment or house
 - Unfinished apartment or house
 - Tent
 - Private space not for shelter
 - Cave/natural shelter
 - Collective public space not for shelter
 - No IDPs
 - No information
- Min - Max: rent paid per room (where known)

Edwan	
NDPs	IDPs
No info	
Jabaliyeh	
NDPs	IDPs
No info	
Nasriyeh	
NDPs	IDPs
2500 - 3000 SYP	

Livelihoods

Most common sources of income

Most common strategies used to cope with lack of income / resources

Edwan	Daily employment High risk/illegal work	Borrowing from family/friends Skipping meals
Jabaliyeh	Daily employment Farm owning Remittances	Borrowing from family/friends Skipping meals Reducing meal size
Nasriyeh	Stable employment Daily employment Savings	Children sent to work/beg Borrowing from family/friends Skipping meals

Edwan

Cutting trees
Burning productive assets
Burning plastics

Jabaliyeh

Cutting trees
Burning furniture not in use
Burning plastics

Nasriyeh

Cutting trees
Burning productive assets
Burning plastics

Most common strategies used to cope with a lack of fuel

Nawa 1/2, Dar'a Governorate

October 2017

WASH

Most common water source

Status of water source

- Water is safe to drink
- Water tastes/smells bad
- People sick after drinking
- No information

Sufficiency of available water to meet household needs

- Sufficient
- Insufficient
- No information

Most common method of garbage disposal

Edwan

- Closed well
- Buried / burned

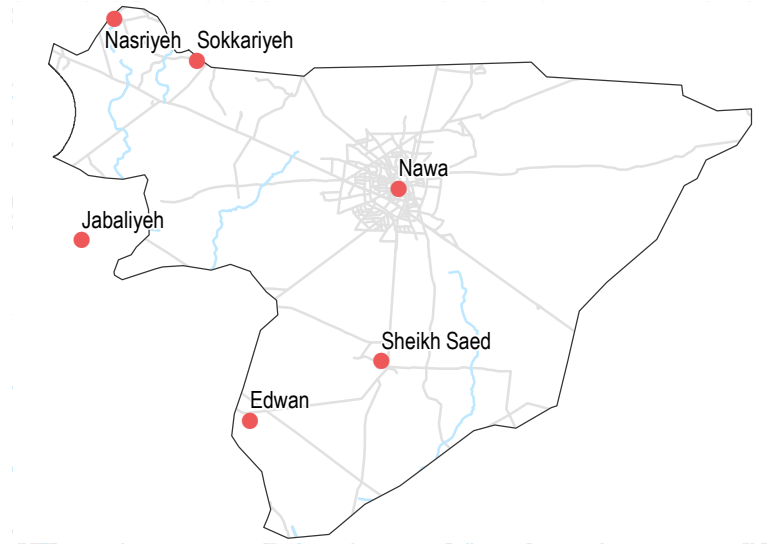
Jabaliyeh

- Closed well
- Left in street / public area

Nasriyeh

- Network
- Buried / burned

6/6 communities assessed (3 communities are shown on the next factsheet): Edwan, Jabaliyeh, Nasriyeh



Food Security

Edwan

- Bread: no info
- Rice: 550 SYP
- Lentils: 350 SYP
- Sugar: 350 SYP
- Cooking oil: 750 SYP

Jabaliyeh

- Bread: no info
- Rice: 550 SYP
- Lentils: 400 SYP
- Sugar: 400 SYP
- Cooking oil: 700 SYP

Nasriyeh

- Bread: no info
- Rice: 500 SYP
- Lentils: 350 SYP
- Sugar: 350 SYP
- Cooking oil: 700 SYP

Main challenges to obtaining food

- No challenges
- Some foods unavailable
- Local production decreased
- Lack of access to markets
- Some foods expensive
- Lack of resources to buy food
- Lack of access to fuel
- Cooking fuel unavailable
- No information

Access to bread

- Most common source of bread
- Most common barriers to accessing bread
- Number of days, per month, where bread from private bakeries was unavailable

Education

Status of primary schools in village

- Functioning
- Not functioning
- Not available
- No information

Barriers to accessing education services

Nasriyeh

Most children accessed education

Edwan

Lack of teaching staff
Parents do not approve of curriculum

Jabaliyeh

Most children accessed education

Health

	Most common health problems	Most common barriers to accessing healthcare
Edwan	Chronic diseases Acute respiratory infections Severe diseases affecting those aged less than 5	No facilities in the area Old age Disability/Injuries/Illness
Jabaliyeh	Communicable diseases Chronic diseases Acute respiratory infections	No difficulties reported
Nasriyeh	Chronic diseases Acute respiratory infections Severe diseases affecting those aged less than 5	Security concerns around travel Old age Disability/Injuries/Illness

Nawa 2/2, Dar'a Governorate

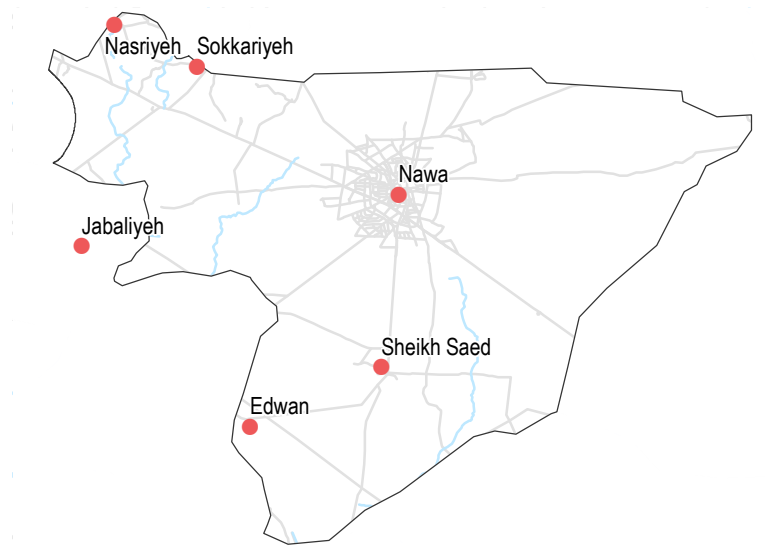
October 2017

Displacement

- % of pre-conflict population remaining
- % of population that are female
- % of female-headed households
- IDPs living in village
- New IDP arrivals
- Returnees

Nawa		
51-75%	51-75%	26-50%
Yes	No info	No
Sheikh Saed		
51-75%	51-75%	1-25%
Yes	No	No
Sokkariyeh		
76-100%	76-100%	1-25%
Yes	No info	No

• 6/6 communities assessed (3 communities are shown on the previous factsheet): Nawa, Sheikh Saed, Sokkariyeh



Shelter

- Independent apartment or house
- Shared apartment or house
- Unfinished apartment or house
- Tent
- Private space not for shelter
- Cave/natural shelter
- Collective public space not for shelter
- No IDPs
- No information
- Min - Max: rent paid per room (where known)

Nawa	
NDPs	IDPs
10000 - 15000 SYP	
Sheikh Saed	
NDPs	IDPs
No info	
Sokkariyeh	
NDPs	IDPs
No info	

Livelihoods

Most common sources of income

Most common strategies used to cope with lack of income / resources

Nawa	Daily employment Farm owning Remittances	Borrowing from family/friends Skipping meals Reducing meal size
Sheikh Saed	Daily employment Business/trade Support from family/friends	Children sent to work/beg Borrowing from family/friends Selling household assets
Sokkariyeh	Daily employment Business/trade	Children sent to work/beg Borrowing from family/friends Skipping meals

NFIs

Nawa

B 9200 SYP	2000 SYP
C 350 SYP	4000 SYP
D 450 SYP	3500 SYP
F 75000 SYP	NA

Sheikh Saed

B 8800 SYP	NA
C NA	11000 SYP
D 450 SYP	350 SYP
F 90000 SYP	NA

Sokkariyeh

B 9500 SYP	NA
C 500 SYP	3800 SYP
D 450 SYP	425 SYP
F 80000 SYP	NA

Most common electricity source

- Main network
- Generator
- No source
- Solar alternative
- No information

Fuel Prices (SYP)*

- B** Butane (cannister)
- C** Coal (1kg)
- D** Diesel (1 litre)
- F** Firewood (1 tonne)

NFI Prices (SYP)*

- Cement (50kg)
- Floor mat (3*4m)
- Plastic tarpaulin (1m²)
- Tent (5 persons)

NA: not available for purchase

Most common strategies used to cope with a lack of fuel

Nawa

- Cutting trees
- Burning furniture not in use
- Burning plastics

Sheikh Saed

- Cutting trees
- Burning productive assets
- Burning plastics

Sokkariyeh

- Burning productive assets
- Burning waste

Nawa 2/2, Dar'a Governorate

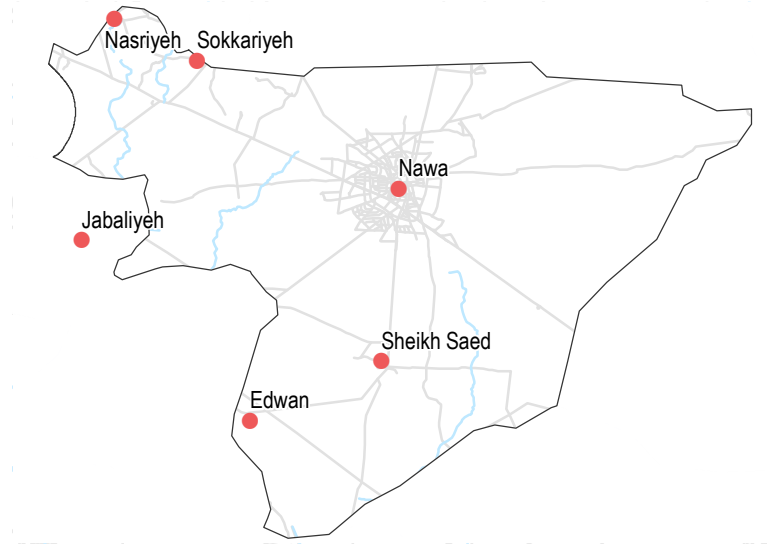
October 2017

WASH

- Most common water source**
- Status of water source**
- Water is safe to drink
 - Water tastes/smells bad
 - People sick after drinking
 - No information
- Sufficiency of available water to meet household needs**
- Sufficient
 - Insufficient
 - No information
- Most common method of garbage disposal**

- Nawa**
- Closed well
 - Public free collection
- Sheikh Saed**
- Water trucking
 - Public free collection
- Sokkariyeh**
- Closed well
 - Buried / burned

• 6/6 communities assessed (3 communities are shown on the previous factsheet): Nawa, Sheikh Saed, Sokkariyeh



Food Security

Nawa

- Private bakeries
 - No difficulties reported
 - 0
- Bread: no info
Rice: 550 SYP
Lentils: 400 SYP
Sugar: 400 SYP
Cooking oil: 700 SYP

Sheikh Saed

- Public bakeries
 - No difficulties reported
 - Private bakeries unavailable
- Bread: 150 SYP
Rice: 600 SYP
Lentils: 400 SYP
Sugar: 350 SYP
Cooking oil: 800 SYP

Sokkariyeh

- Private bakeries
 - No difficulties reported
 - 0
- Bread: no info
Rice: 650 SYP
Lentils: 425 SYP
Sugar: 375 SYP
Cooking oil: 750 SYP

Main challenges to obtaining food

- No challenges
- Some foods unavailable
- Local production decreased
- Lack of access to markets
- Some foods expensive
- Lack of resources to buy food
- Lack of access to fuel
- Cooking fuel unavailable
- No information

Bread (public): 1 pack
Rice: 1kg
Lentils: 1kg
Sugar: 1kg
Cooking oil: 1 litre

Access to bread

- Most common source of bread
- Most common barriers to accessing bread
- Number of days, per month, where bread from private bakeries was unavailable

Education

- Status of primary schools in village**
- Functioning
 - Not functioning
 - Not available
 - No information
- Barriers to accessing education services**

Sokkariyeh
Most children accessed education

Nawa
Most children accessed education

Sheikh Saed
Most children accessed education

Health

Most common health problems

Most common barriers to accessing healthcare

Nawa

Communicable diseases
Chronic diseases
Acute respiratory infections

No facilities in the area
Security concerns around travel
Family not permitting travel

Sheikh Saed

Diarrhoea
Communicable diseases
Acute respiratory infections

No facilities in the area
High cost of transportation

Sokkariyeh

Chronic diseases
Pregnancy related diseases
Severe diseases affecting those aged less than 5

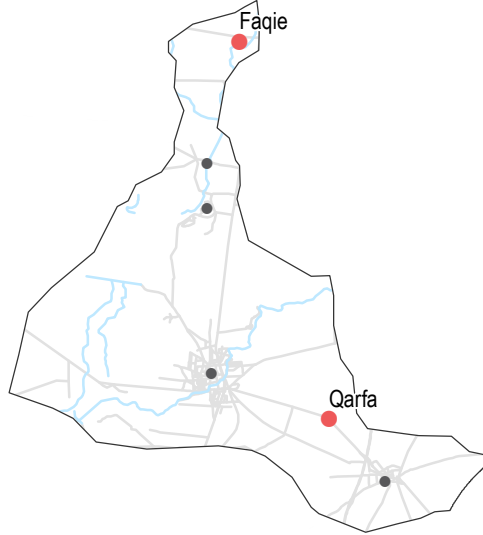
No facilities in the area

Displacement

- % of pre-conflict population remaining
- % of population that are female
- % of female-headed households
- IDPs living in village
- New IDP arrivals
- Returnees

Faqie	51-75%	1-25%	1-25%
	Yes	No info	No
Qarfa	51-75%	51-75%	1-25%
	Yes	No	No

• 2/6 communities assessed : Faqie, Qarfa



Shelter

- Independent apartment or house
 - Shared apartment or house
 - Unfinished apartment or house
 - Tent
 - Private space not for shelter
 - Cave/natural shelter
 - Collective public space not for shelter
 - No IDPs
 - No information
- Min - Max: rent paid per room (where known)

Faqie	NDPs	IDPs
	No info	
Qarfa	NDPs	IDPs
	2500 - 3000 SYP	

Livelihoods

	Most common sources of income	Most common strategies used to cope with lack of income / resources
Faqie	Stable employment Farm owning Business/trade	Borrowing from family/friends Skipping meals Reducing meal size
Qarfa	Stable employment Daily employment Savings	Borrowing from family/friends Skipping meals

NFIs

Faqie

B 3000 SYP	NA
C 350 SYP	4000 SYP
D 350 SYP	3500 SYP
F 75000 SYP	NA

Qarfa

B 2800 SYP	2500 SYP
C 350 SYP	450 SYP
D 200 SYP	1500 SYP
F 50000 SYP	75000 SYP

- Most common electricity source
- Main network
 - Generator
 - No source
 - Solar alternative
 - No information
- Fuel Prices (SYP)*
- B** Butane (cannister)
 - C** Coal (1kg)
 - D** Diesel (1 litre)
 - F** Firewood (1 tonne)
- NFI Prices (SYP)*
- Cement (50kg)
 - Floor mat (3*4m)
 - Plastic tarpaulin (1m²)
 - Tent (5 persons)
- NA: not available for purchase

Faqie

No lack of fuel

Qarfa

No lack of fuel

Most common strategies used to cope with a lack of fuel

WASH

- Most common water source
- Status of water source
- Water is safe to drink
 - Water tastes/smells bad
 - People sick after drinking
 - No information
- Sufficiency of available water to meet household needs
- Sufficient
 - Insufficient
 - No information
- Most common method of garbage disposal

- Faqie**
- Closed well
 - Public free collection
- Qarfa**
- Network
 - Public free collection

• 2/6 communities assessed : Faqie, Qarfa



Food Security

Faqie

- Bread: 100 SYP
 - Rice: 550 SYP
 - Lentils: 400 SYP
 - Sugar: 390 SYP
 - Cooking oil: 700 SYP
- Public bakeries
 - No difficulties reported
 - 0

Qarfa

- Bread: 50 SYP
 - Rice: 500 SYP
 - Lentils: 350 SYP
 - Sugar: 325 SYP
 - Cooking oil: 700 SYP
- Private bakeries
 - No difficulties reported
 - 0

Main challenges to obtaining food

- No challenges
 - Some foods unavailable
 - Local production decreased
 - Lack of access to markets
 - Some foods expensive
 - Lack of resources to buy food
 - Lack of access to fuel
 - Cooking fuel unavailable
 - No information
- Bread (public): 1 pack
 Rice: 1kg
 Lentils: 1 kg
 Sugar: 1kg
 Cooking oil: 1 litre

- Access to bread
- Most common source of bread
 - Most common barriers to accessing bread
 - Number of days, per month, where bread from private bakeries was unavailable

Education

- Status of primary schools in village
- Functioning
 - Not functioning
 - Not available
 - No information
- Barriers to accessing education services

Faqie
 Most children accessed education

Qarfa
 Most children accessed education

Health

- Most common health problems
- Most common barriers to accessing healthcare

Faqie

- Communicable diseases
- Chronic diseases
- Acute respiratory infections

No difficulties reported

Qarfa

- Chronic diseases
- Acute respiratory infections
- Severe diseases affecting those aged less than 5

Old age
 Disability/Injuries/Illness

Tassil, Dar'a Governorate

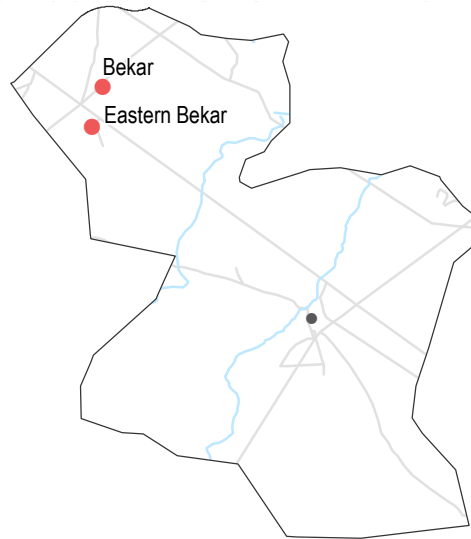
October 2017

Displacement

- % of pre-conflict population remaining
- % of population that are female
- % of female-headed households
- IDPs living in village
- New IDP arrivals
- Returnees

Bekar					
76-100%	26-50%	1-25%			
Yes	No	No			
Eastern Bekar					
76-100%	26-50%	1-25%			
Yes	No	No			

• 2/3 communities assessed : Bekar, Eastern Bekar



Shelter

- Independent apartment or house
 - Shared apartment or house
 - Unfinished apartment or house
 - Tent
 - Private space not for shelter
 - Cave/natural shelter
 - Collective public space not for shelter
 - No IDPs
 - No information
- Min - Max: rent paid per room (where known)

Bekar	
NDPs	IDPs
1500 - 2000 SYP	

Eastern Bekar	
NDPs	IDPs
1500 - 2000 SYP	

Livelihoods

Most common sources of income

Most common strategies used to cope with lack of income / resources

Bekar

Daily employment
Business/trade
Savings

Children sent to work/beg
Borrowing from family/friends
Skipping meals

Eastern Bekar

Daily employment
Business/trade
Savings

Children sent to work/beg
Borrowing from family/friends
Skipping meals

NFIs

Bekar

B 10000 SYP	NA
C NA	NA
D 450 SYP	NA
F NA	NA

Eastern Bekar

B 10000 SYP	NA
C NA	NA
D 450 SYP	NA
F NA	NA

Most common electricity source

- Main network
- Generator
- No source
- Solar alternative
- No information

Fuel Prices (SYP)*

- B** Butane (cannister)
- C** Coal (1kg)
- D** Diesel (1 litre)
- F** Firewood (1 tonne)

NFI Prices (SYP)*

- Cement (50kg)
- Floor mat (3*4m)
- Plastic tarpaulin (1m²)
- Tent (5 persons)

NA: not available for purchase

Bekar

Burning productive assets
Burning clothes
Burning plastics

Eastern Bekar

Burning productive assets
Burning clothes
Burning plastics

Most common strategies used to cope with a lack of fuel

WASH

- Most common water source**
- Water is safe to drink
 - Water tastes/smells bad
 - People sick after drinking
 - No information
- Sufficiency of available water to meet household needs**
- Sufficient
 - Insufficient
 - No information
- Most common method of garbage disposal**
- Buried / burned

Bekar

Water trucking

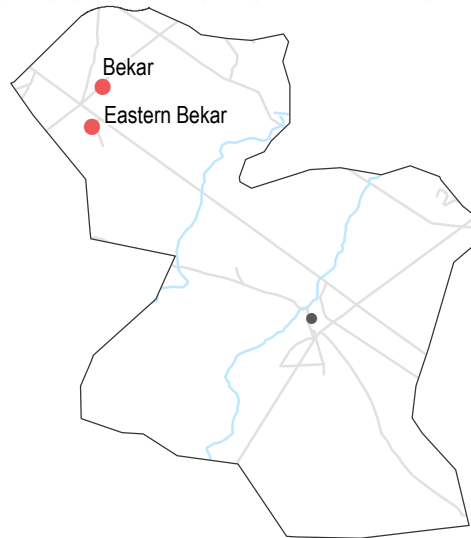
Buried / burned

Eastern Bekar

Water trucking

Buried / burned

• 2/3 communities assessed : Bekar, Eastern Bekar



Education

- Status of primary schools in village**
- Functioning
 - Not functioning
 - Not available
 - No information
- Barriers to accessing education services**

Bekar

Most children accessed education

Eastern Bekar

Most children accessed education

Health

Most common health problems

Diarrhoea
Fever

Most common barriers to accessing healthcare

No facilities in the area
Security concerns around travel
High cost of transportation

Bekar

Eastern Bekar

Diarrhoea
Fever

No facilities in the area
Security concerns around travel
High cost of transportation

Food Security

Bekar



Bread: no info
Rice: 700 SYP
Lentils: 500 SYP
Sugar: 500 SYP
Cooking oil: 1000 SYP

Shops

Yeast not always available
 Flour not always available

Private bakeries unavailable

Eastern Bekar



Bread: no info
Rice: 700 SYP
Lentils: 500 SYP
Sugar: 500 SYP
Cooking oil: 1000 SYP

Shops

Yeast not always available
 Flour not always available

Private bakeries unavailable

Main challenges to obtaining food

- No challenges
- Some foods unavailable
- Local production decreased
- Lack of access to markets
- Some foods expensive
- Lack of resources to buy food
- Lack of access to fuel
- Cooking fuel unavailable
- No information

Bread (public): 1 pack
Rice: 1kg
Lentils: 1kg
Sugar: 1kg
Cooking oil: 1 litre

Access to bread

Most common source of bread

Most common barriers to accessing bread

Number of days, per month, where bread from private bakeries was unavailable