



IDP Camp Profile - Debaga Stadium

Erbil, Iraq
January 2017

Management agency: BCF
Manager/Focal point: Didawan Adres
Phone number: 7511720427
Email: didawan.bcf@gmail.com
Registration actor: BCF

Summary


This profile provides an overview of conditions in Debaga Stadium camp. Primary data was collected through household surveys on 4-01-2017. Households were randomly sampled to a 95% confidence and 10% margin of error, based on population figures provided by CCCM. In some cases, additional information from camp managers has been used to support findings. Round VI of data collection was in August 2016

Camp Overview

of individuals: 2,075
of households: 410
Date opened: 26-04-2016
Occupied number: 470
Ongoing extension: no
Planned capacity: 672
Camp area: 145,736m²

Demographics

50% male / 50% female

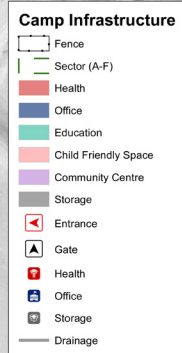
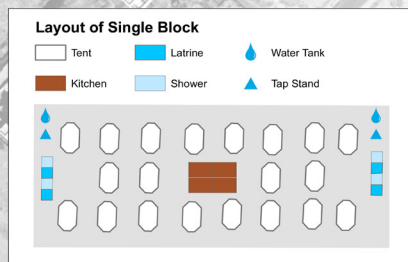


Location Map



IDP Camp Map - Debaga Stadium

Lat. 35° 52' 3.787" N Long. 43° 48' 50.427" E



Sectoral Minimum Standards

		Target	Previous Round	Current Round	Achievement
Education	% of children aged 6-11 attending formal school	100%	4%	89%	●
	% of children aged 12-17 attending formal school	100%	4%	45%	●
Food	% of households accessed Family Food Parcel or equivalent in the past month	100%	98%	99%	●
Health	Health services are available on-site or within walking distance	Yes	n/a	Yes	●
CCCM	Average open area per household	min. 30m ²	n/a	307m ²	●
Protection	% of IDPs registered on an individual basis (MODM/DDM)	100%	99%	92%	●
Shelter	Average covered area per person	min. 3.5m ²	3.7m ²	3.7m ²	●
	Average number of individuals per shelter	max.5	5	3	●
WASH	# of persons per latrine	max. 20	27	12	●
	# of persons per shower	max. 20	27	13	●
	Frequency of solid waste disposal at least weekly	Min. weekly	Yes	Yes	●

Targets based on minimum standards agreed with the CCCM Cluster, Iraq. Findings based on household-level data, enumerator field observations, and camp management documentation
● Minimum standard reached, ● More than 50% minimum standard reached, ● Less than 50% of minimum standard reached or not at all





IDP Camp Profile - Debaga Stadium

Erbil, Iraq
January 2017

Management agency: BCF
Manager/Focal point: Didawan Adres
Phone number: 7511720427
Email: didawan.bcf@gmail.com
Registration actor: BCF

Shelter

Top observed shelter type

Tent 100%

Top reported needed shelter items

Tarpaulin 83%

Timber 52%

Sun shading net 51%

Top reported needed basic items

Blanket 83%

Mattresses 72%

Cooker 46%

Top reported needed winter item

Kerosene 63%

Top reported needed summer item

Rechargeable fan 99%

Food Security

Reported access to food assistance

99% accessed food assistance in past month

11% received Public Distribution System (PDS) in past month

Top three food consumption coping strategies

Cheaper 47%

Smaller meals 7%

Men eat Less 6%

WASH

Latrines and showers

100% reported public or communal latrines

100% public/communal latrines lockable from the inside

2% public/communal latrines with functioning lighting

Top three reported methods of waste removal

Communal bin 100%

n/a n/a

n/a n/a

Reported drinking water sources

0% connection inside the home to collective water storage

0% connection inside the home to private water storage

100% communal water tap outside the shelter

Access to water

0% reported 24 consecutive hours without access to water in the past month

Community Organisation

IDP committees

100% reported awareness of IDP committee(s)

Complaints mechanism

34% made a complaint about conditions or assistance

Protection

Family Separation

0% reported hosting unaccompanied or separated minors

4% reported that other family members intended to join them

Vulnerable groups

Pregnant / lactating women 17%

Chronically ill individual(s) 7%

Disabled individual(s) 3%

Female headed households 10%

Intentions

11% planned to move to a different location in next 3 months

Restrictions

98% reported being able to leave the camp temporarily (e.g. to go to the market, for livelihood opportunities)

Livelihoods

17% reported as being economically inactive

Top three income sources*:

Humanitarian aid 82%

No livelihood 17%

Public security official 14%

*Households were asked to select all income sources within household.

Top three reported livelihood coping strategies

Sold assistance 43%

Charitable donations 41%

Debt 33%