

Introduction

This multi-sector needs assessment is part of a monthly data collection exercise which aims to gather information about needs and the humanitarian situation inside Syria. The factsheets present information collected in September 2017, referring to the situation in August 2017.

These factsheets present information at the community level for 19 sub-districts in Idleb governorate. Selected key indicators for the following sectors are included in the factsheets: displacement, shelter, NFIs, health, food security, WASH and education. The factsheets do not cover the entire range of indicators gathered in the questionnaire.

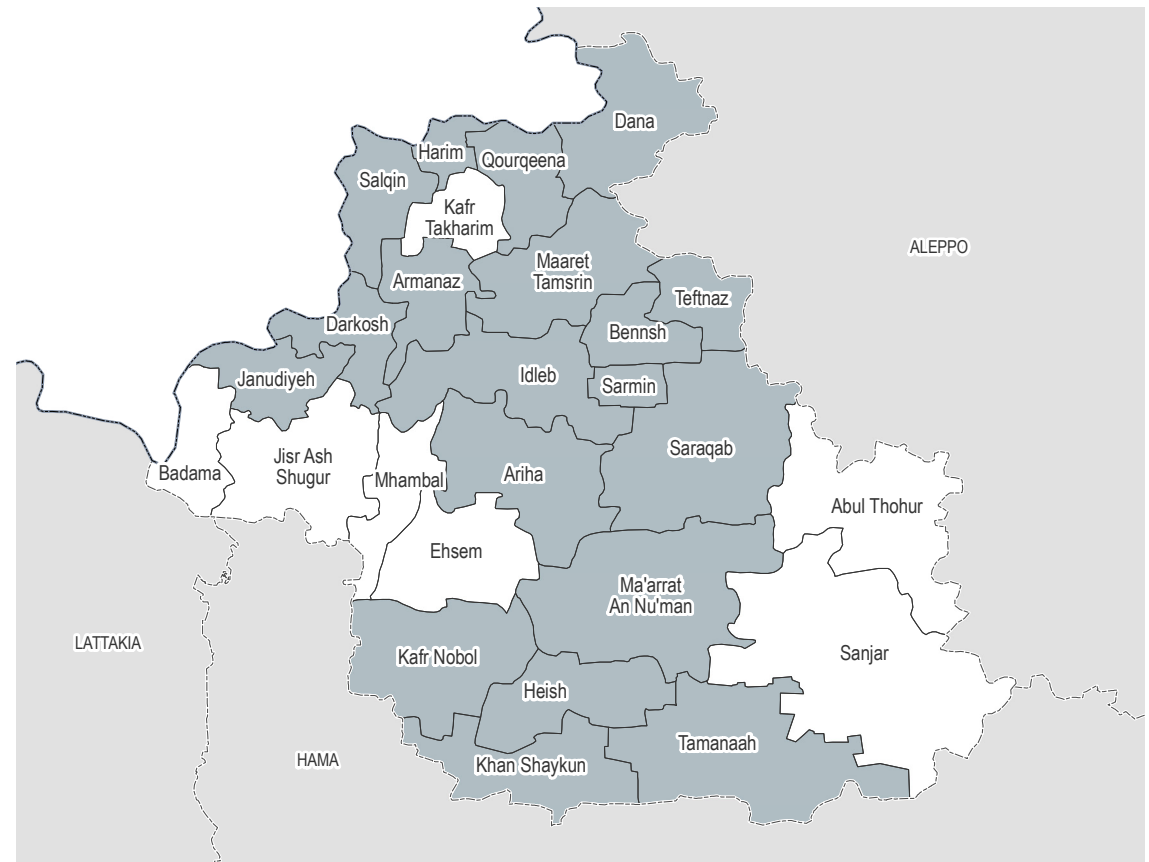
For full visualisation of all indicators collected, please see the SIMAWG Needs Identification Dynamic Reporting Tool, available here: <http://www.reach-info.org/syr/simawg/>.

Methodology and limitations

These findings are based on data collected both directly and remotely (in Turkey) from Key Informants residing in the communities assessed.

Information was collected from Key Informants in 124 communities in 19 sub-districts of Idleb governorate. For each question asked, confidence levels were assigned based on the Key Informant's area of expertise and knowledge of the sector-specific situation.

For a full description of the methodology, please see the Terms of Reference, available on the [REACH Resource Centre](#).



- Remote data collection
- Direct data collection
- Mixed data collection
- Not assessed

PDF: click on a sub-district name to directly access the relevant factsheet

Ariha 1/2, Idleb Governorate

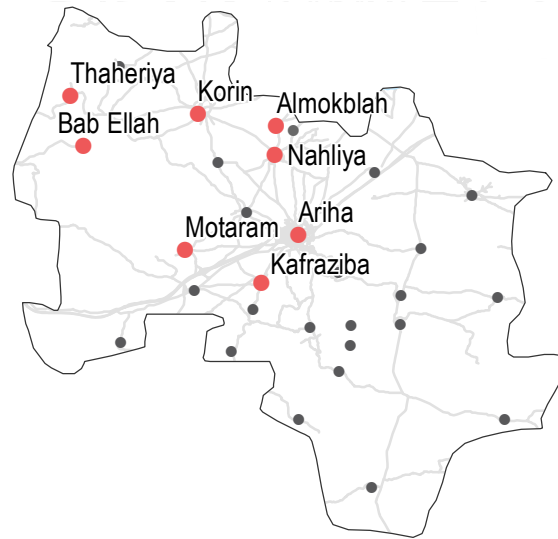
September 2017

Displacement

- % of pre-conflict population remaining
- % of population that are female
- % of female-headed households
- IDPs living in village
- New IDP arrivals
- Returnees

Community	% of pre-conflict population remaining	% of population that are female	% of female-headed households	IDPs living in village	New IDP arrivals	Returnees
Almokblah	76-100%	26-50%	1-25%	Yes	No	No
Ariha	51-75%	51-75%	1-25%	Yes	Yes	Yes
Bab Ellah	76-100%	51-75%	1-25%	Yes	No	No
Kafraziba	76-100%	26-50%	1-25%	Yes	No	No

8/28 communities assessed (4 communities are shown on the next factsheet): Almokblah, Ariha, Bab Ellah, Kafraziba



NFIs

Community	Butane (cannister)	Coal (1kg)	Diesel (1 litre)	Firewood (1 tonne)
Almokblah	B 6500 SYP	C 60 SYP	D 265 SYP	F 65000 SYP
Kafraziba	B 7200 SYP	C 60 SYP	D 255 SYP	F 70000 SYP
Ariha	B 6800 SYP	C 60 SYP	D 255 SYP	F 70000 SYP
Bab Ellah	B 7000 SYP	C 60 SYP	D 250 SYP	F 65000 SYP

- Most common electricity source
- Main network
 - Generator
 - No source
 - Solar alternative
 - No information
- Fuel Prices (SYP)*
- B** Butane (cannister)
 - C** Coal (1kg)
 - D** Diesel (1 litre)
 - F** Firewood (1 tonne)
- NFI Prices (SYP)*
- Cement (50kg)
 - Floor mat (3*4m)
 - Plastic tarpaulin (1m²)
 - Tent (5 persons)
- NA: not available for purchase

Shelter

- Independent apartment or house
 - Shared apartment or house
 - Unfinished apartment or house
 - Tent
 - Private space not for shelter
 - Cave/natural shelter
 - Collective public space not for shelter
 - No IDPs
 - No information
- Min - Max: rent paid per room (where known)

Community	NDPs	IDPs	Min - Max: rent paid per room (where known)
Almokblah			No info
Kafraziba			2000 - 3000 SYP
Ariha			5000 - 7000 SYP
Bab Ellah			2000 - 2500 SYP

Livelihoods

- Most common source of income
- Most common strategies used to cope with lack of income / resources

Community	Most common source of income	Most common strategies used to cope with lack of income / resources
Almokblah	Daily employment Farm owning Business/trade	Children sent to work/beg Borrowing from family/friends
Ariha	Daily employment Business/trade Support from family/friends	Children sent to work/beg Borrowing from family/friends Selling household assets
Bab Ellah	Daily employment Farm owning Business/trade	Children sent to work/beg Borrowing from family/friends
Kafraziba	Daily employment Business/trade	Children sent to work/beg Borrowing from family/friends Selling household assets

Community	Most common strategies used to cope with a lack of fuel
Almokblah	Cutting trees Burning furniture in use Burning plastics
Ariha	No lack of fuel
Kafraziba	No lack of fuel
Bab Ellah	Burning furniture in use Burning clothes Burning plastics

WASH

- Most common water source**
- Status of water source**
- Water is safe to drink
 - Water tastes/smells bad
 - People sick after drinking
 - No information
- Sufficiency of available water to meet household needs**
- Sufficient
 - Insufficient
 - No information
- Most common method of garbage disposal**

Almokblah

- Water trucking
- Left in street / public area

Ariha

- Network
- Public free collection

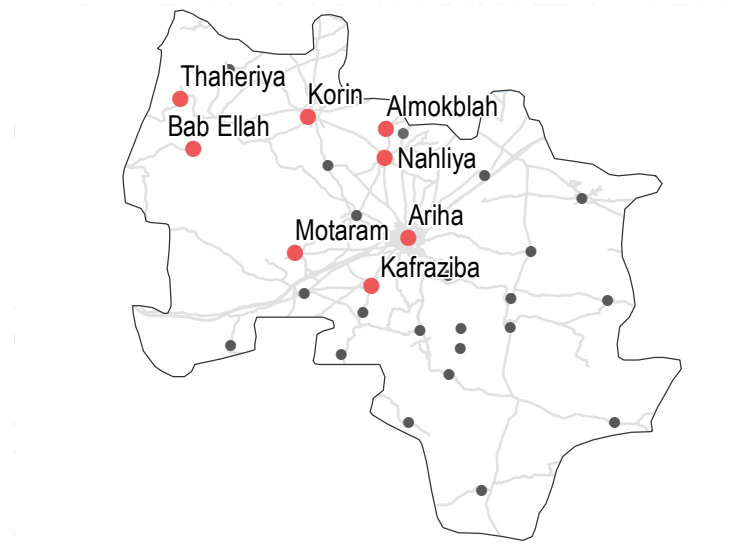
Bab Allah

- Water trucking
- Private paid collection

Kafraziba

- Water trucking
- Private paid collection

8/28 communities assessed (4 communities are shown on the next factsheet): Almokblah, Ariha, Bab Allah, Kafraziba



Education

- Status of primary schools in village**
- Functioning
 - Not functioning
 - Not available
 - No information
- Barriers to accessing education services**

Bab Allah

- Lack of teaching staff
- Lack of school supplies
- No spaces available

Kafraziba

- Most children accessed education

Almokblah

- Lack of teaching staff
- Lack of school supplies
- No spaces available

Ariha

- Most children accessed education

Health

Most common health problems

Most common barriers to accessing healthcare

Almokblah

- Skin diseases
- Chronic diseases
- Acute respiratory infections

No facilities in the area

Ariha

- Diarrhoea
- Pregnancy related diseases
- Fever

No difficulties reported

Bab Allah

- Skin diseases
- Chronic diseases
- Severe diseases affecting those aged less than 5

High cost of transportation
 Lack of transportation
 Old age

Kafraziba

- Skin diseases
- Chronic diseases
- Pregnancy related diseases

High cost of transportation

Food Security

Almokblah

- Government distribution
 - No difficulties reported
 - Private bakeries unavailable
- Bread: 125 SYP
 Rice: 350 SYP
 Lentils: 400 SYP
 Sugar: 450 SYP
 Cooking oil: 600 SYP

Ariha

- Public bakeries
 - No difficulties reported
 - Private bakeries unavailable
- Bread: 125 SYP
 Rice: 500 SYP
 Lentils: 500 SYP
 Sugar: 450 SYP
 Cooking oil: 600 SYP

Bab Allah

- Shops
 - No difficulties reported
 - Private bakeries unavailable
- Bread: no info
 Rice: 400 SYP
 Lentils: 400 SYP
 Sugar: 450 SYP
 Cooking oil: 600 SYP

Kafraziba

- Shops
 - No difficulties reported
 - Private bakeries unavailable
- Bread: no info
 Rice: 350 SYP
 Lentils: 400 SYP
 Sugar: 450 SYP
 Cooking oil: 600 SYP

Main challenges to obtaining food

- No challenges
- Some foods unavailable
- Local production decreased
- Lack of access to markets
- Some foods expensive
- Lack of resources to buy food
- Lack of access to fuel
- Cooking fuel unavailable
- No information

Bread (public): 1 pack
 Rice: 1kg
 Lentils: 1kg
 Sugar: 1kg
 Cooking oil: 1 litre

Access to bread

- Most common source of bread
- Most common barriers to accessing bread
- Number of days, per month, where bread from private bakeries was unavailable

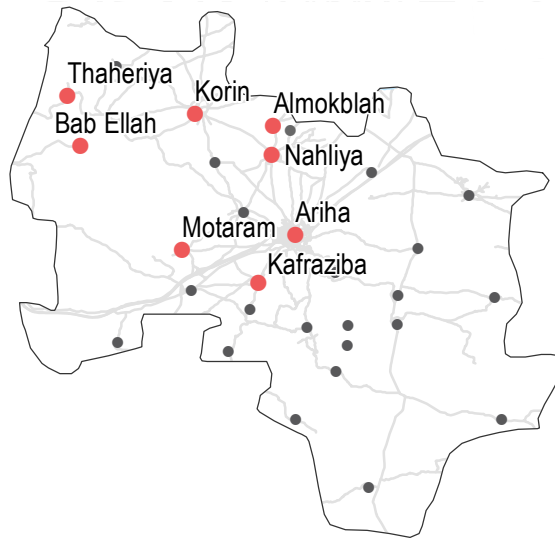
Ariha 2/2, Idleb Governorate

Displacement

- % of pre-conflict population remaining
- % of population that are female
- % of female-headed households
- IDPs living in village
- New IDP arrivals
- Returnees

Community	% of pre-conflict population remaining	% of population that are female	% of female-headed households	IDPs living in village	New IDP arrivals	Returnees
Korin	76-100%	51-75%	1-25%	Yes	No	No
Motaram	76-100%	51-75%	1-25%	Yes	No	No
Nahliya	76-100%	51-75%	1-25%	Yes	No	No
Thaheriya	76-100%	51-75%	1-25%	Yes	No	No

• 8/28 communities assessed (4 communities are shown on the previous factsheet): Korin, Motaram, Nahliya, Thaheriya



Shelter

- Independent apartment or house
- Shared apartment or house
- Unfinished apartment or house
- Tent
- Private space not for shelter
- Cave/natural shelter
- Collective public space not for shelter
- No IDPs
- No information
- Min - Max: rent paid per room (where known)

Community	Most common shelter	NDPs	IDPs
Korin	Independent apartment or house	3500 - 4000 SYP	
Thaheriya	Independent apartment or house	1500 - 2000 SYP	
Motaram	Independent apartment or house	2500 - 3000 SYP	
Nahliya	No IDPs	2500 - 3000 SYP	

Livelihoods

- Most common source of income
- Most common strategies used to cope with lack of income / resources

Community	Most common source of income	Most common strategies used to cope with lack of income / resources
Korin	Daily employment Business/trade Support from family/friends	Children sent to work/beg Borrowing from family/friends
Motaram	Daily employment Farm owning Business/trade	Children sent to work/beg Borrowing from family/friends
Nahliya	Daily employment Farm owning Business/trade	Children sent to work/beg Borrowing from family/friends Selling household assets
Thaheriya	Daily employment Farm owning Support from family/friends	Children sent to work/beg Borrowing from family/friends

NFIs

Community	Lightbulb (Electricity)	Generator	Butane	Coal	Diesel	Firewood
Korin	B 6500 SYP	2500 SYP	B 7200 SYP	C 60 SYP	D 265 SYP	F 65000 SYP
Thaheriya	NA	NA	NA	NA	NA	NA

Motaram

B 7200 SYP	NA
C 60 SYP	5000 SYP
D 260 SYP	NA
F 70000 SYP	NA

Nahliya

B 6500 SYP	2500 SYP
C 60 SYP	5000 SYP
D 265 SYP	NA
F 60000 SYP	NA

Korin

No lack of fuel

Motaram

Burning furniture in use
Burning plastics

Nahliya

No lack of fuel

- Most common electricity source
- Main network
 - Generator
 - No source
 - Solar alternative
 - No information

- Fuel Prices (SYP)*
- B** Butane (cannister)
 - C** Coal (1kg)
 - D** Diesel (1 litre)
 - F** Firewood (1 tonne)

- NFI Prices (SYP)*
- Cement (50kg)
 - Floor mat (3*4m)
 - Plastic tarpaulin (1m²)
 - Tent (5 persons)
- NA: not available for purchase

- Most common strategies used to cope with a lack of fuel
- Burning furniture in use
 - Burning clothes
 - Burning plastics

Ariha 2/2, Idleb Governorate

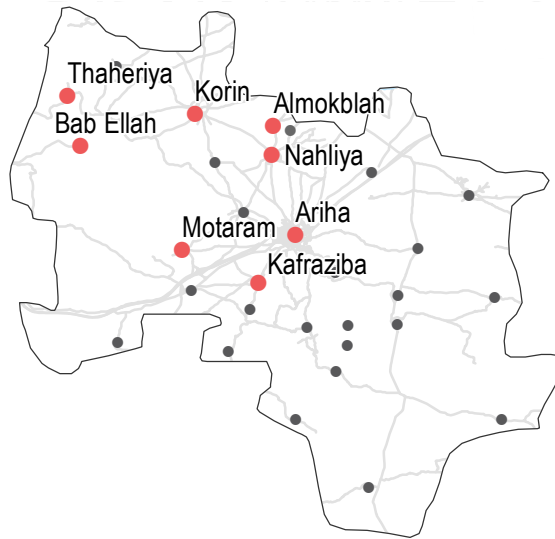
September 2017

WASH

- Most common water source**
- Water is safe to drink
 - Water tastes/smells bad
 - People sick after drinking
 - No information
- Sufficiency of available water to meet household needs**
- Sufficient
 - Insufficient
 - No information
- Most common method of garbage disposal**
- Public free collection
 - Private paid collection
 - Buried / burned
 - Left in street / public area

- Korin**
- Water trucking
 - Public free collection
- Motaram**
- Water trucking
 - Private paid collection
- Nahliya**
- Water trucking
 - Buried / burned
- Thaheriya**
- Water trucking
 - Left in street / public area

• 8/28 communities assessed (4 communities are shown on the previous factsheet): Korin, Motaram, Nahliya, Thaheriya



Education

- Status of primary schools in village**
- Functioning
 - Not functioning
 - Not available
 - No information
- Barriers to accessing education services**
- Most children accessed education
- Korin**
- Most children accessed education
- Motaram**
- Most children accessed education

- Nahliya**
- Most children accessed education
- Thaheriya**
- Lack of teaching staff
 - Lack of school supplies
 - No spaces available

Health

	Most common health problems	Most common barriers to accessing healthcare
Korin	Chronic diseases Pregnancy related diseases Severe diseases affecting those aged less than 5	No difficulties reported
Motaram	Chronic diseases Pregnancy related diseases Severe diseases affecting those aged less than 5	High cost of transportation Lack of transportation
Nahliya	Skin diseases Chronic diseases Pregnancy related diseases	High cost of transportation
Thaheriya	Skin diseases Chronic diseases Pregnancy related diseases	High cost of transportation Lack of transportation Old age

Food Security

- Korin**
- Bread: no info
 - Rice: 350 SYP
 - Lentils: 400 SYP
 - Sugar: 450 SYP
 - Cooking oil: 600 SYP
- Shops**
- No difficulties reported
 - Private bakeries unavailable
- Motaram**
- Bread: 125 SYP
 - Rice: 400 SYP
 - Lentils: 400 SYP
 - Sugar: 450 SYP
 - Cooking oil: 600 SYP
- Government distribution**
- No difficulties reported
 - Private bakeries unavailable
- Nahliya**
- Bread: 150 SYP
 - Rice: 400 SYP
 - Lentils: 400 SYP
 - Sugar: 450 SYP
 - Cooking oil: 600 SYP
- Government distribution**
- No difficulties reported
 - Private bakeries unavailable
- Thaheriya**
- Bread: no info
 - Rice: 350 SYP
 - Lentils: 400 SYP
 - Sugar: 450 SYP
 - Cooking oil: 600 SYP
- Shops**
- No difficulties reported
 - Private bakeries unavailable

- Main challenges to obtaining food**
- No challenges
 - Some foods unavailable
 - Local production decreased
 - Lack of access to markets
 - Some foods expensive
 - Lack of resources to buy food
 - Lack of access to fuel
 - Cooking fuel unavailable
 - No information
- Bread (public): 1 pack**
- Rice: 1kg**
- Lentils: 1kg**
- Sugar: 1kg**
- Cooking oil: 1 litre**
- Access to bread**
- Most common source of bread
 - Most common barriers to accessing bread
 - Number of days, per month, where bread from private bakeries was unavailable

Armanaz, Idleb Governorate

September 2017

Displacement

- % of pre-conflict population remaining
- % of population that are female
- % of female-headed households
- IDPs living in village
- New IDP arrivals
- Returnees

Armanaz

76-100% 26-50% 1-25%

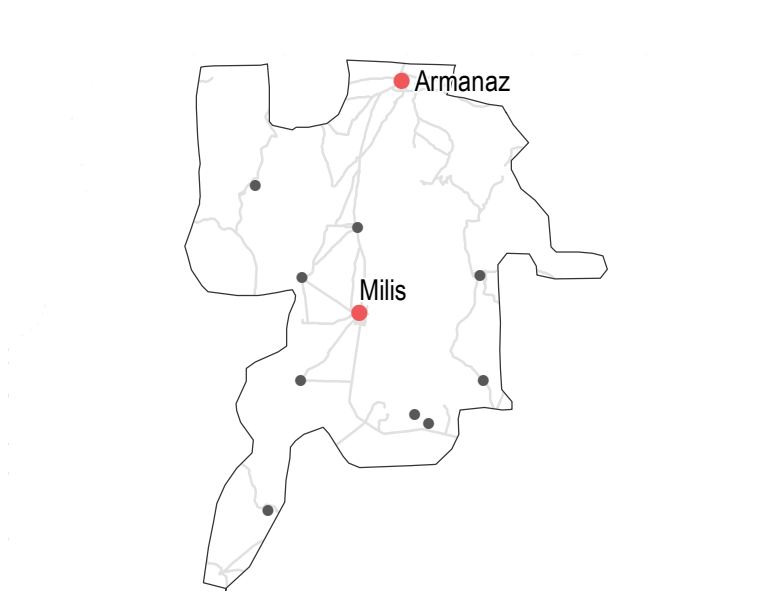
Yes No No

Milis

76-100% 26-50% 1-25%

Yes No No

• 2/11 communities assessed: Armanaz, Milis



Shelter

- Independent apartment or house
 - Shared apartment or house
 - Unfinished apartment or house
 - Tent
 - Private space not for shelter
 - Cave/natural shelter
 - Collective public space not for shelter
 - No IDPs
 - No information
- Min - Max: rent paid per room (where known)

Armanaz

NDPs IDPs

3000 - 4000 SYP

Milis

NDPs IDPs

3000 - 4000 SYP

Livelihoods

Most common source of income

Most common strategies used to cope with lack of income / resources

Armanaz

Stable employment
Daily employment
Business/trade

Children sent to work/beg
Taking loans/buying on credit

Milis

Daily employment
Farm owning
Business/trade

Children sent to work/beg
Taking loans/buying on credit
Spending days without eating

NFIs

Armanaz

B 8500 SYP 3200 SYP
C 350 SYP 2500 SYP
D 280 SYP 400 SYP
F 60000 SYP NA

Milis

B 8500 SYP 3200 SYP
C 350 SYP 2500 SYP
D 280 SYP 400 SYP
F 60000 SYP NA

Most common electricity source

- Main network
- Generator
- No source
- Solar alternative
- No information

Fuel Prices (SYP)*

- B** Butane (cannister)
- C** Coal (1kg)
- D** Diesel (1 litre)
- F** Firewood (1 tonne)

NFI Prices (SYP)*

- Cement (50kg)
- Floor mat (3*4m)
- Plastic tarpaulin (1m²)
- Tent (5 persons)

NA: not available for purchase

Armanaz

No lack of fuel

Milis

No lack of fuel

Most common strategies used to cope with a lack of fuel

Armanaz, Idleb Governorate

September 2017

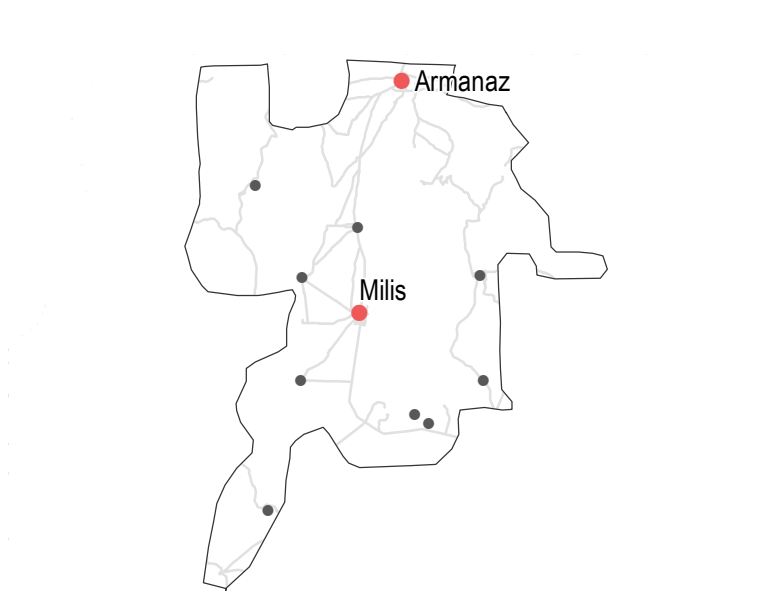
WASH

- Most common water source**
- Status of water source**
- Water is safe to drink
 - Water tastes/smells bad
 - People sick after drinking
 - No information
- Sufficiency of available water to meet household needs**
- Sufficient
 - Insufficient
 - No information
- Most common method of garbage disposal**

Armanaz

- Network
 - Disposed at designated site
- ### Milis
- Network
 - Disposed at designated site

• 2/11 communities assessed: Armanaz, Milis



Food Security

Armanaz

- Public bakeries
 - No difficulties reported
 - 0
- Bread: 125 SYP
Rice: 500 SYP
Lentils: 500 SYP
Sugar: 500 SYP
Cooking oil: 800 SYP

Milis

- Public bakeries
 - No difficulties reported
 - 0
- Bread: 125 SYP
Rice: 500 SYP
Lentils: 500 SYP
Sugar: 500 SYP
Cooking oil: 800 SYP

Main challenges to obtaining food

- No challenges
- Some foods unavailable
- Local production decreased
- Lack of access to markets
- Some foods expensive
- Lack of resources to buy food
- Lack of access to fuel
- Cooking fuel unavailable
- No information

Bread (public): 1 pack
Rice: 1kg
Lentils: 1kg
Sugar: 1kg
Cooking oil: 1 litre

Access to bread

- Most common source of bread
- Most common barriers to accessing bread
- Number of days, per month, where bread from private bakeries was unavailable

Education

- Status of primary schools in village**
- Functioning
 - Not functioning
 - Not available
 - No information
- Barriers to accessing education services**

Armanaz
Most children accessed education

Milis
Most children accessed education

Health

	Most common health problems	Most common barriers to accessing healthcare
Armanaz	Pregnancy related diseases Acute respiratory infections Severe diseases affecting those aged less than 5	No difficulties reported
Milis	Acute respiratory infections Fever Severe diseases affecting those aged less than 5	No difficulties reported

Bennsh, Idleb Governorate

Displacement

- % of pre-conflict population remaining
- % of population that are female
- % of female-headed households
- IDPs living in village
- New IDP arrivals
- Returnees

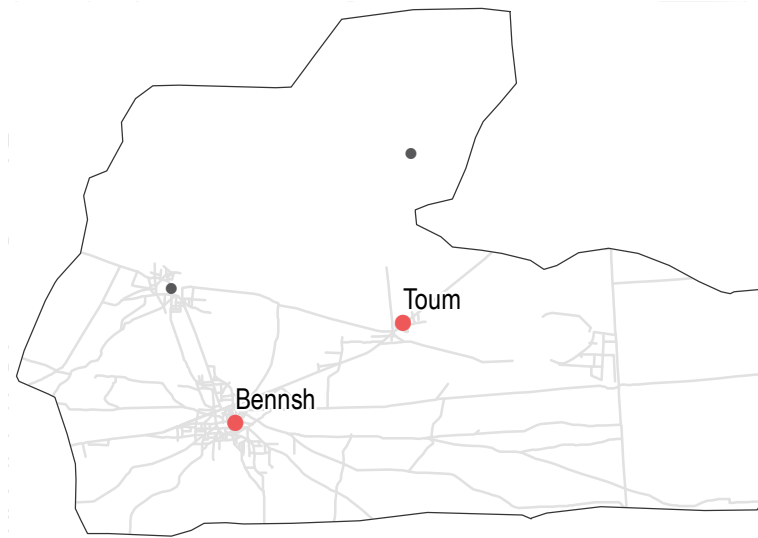
Bennsh

- 51-75% 51-75% 1-25%
- Yes No No

Toum

- 76-100% 51-75% 1-25%
- Yes No No

• 2/4 communities assessed: Bennsh, Toum



NFIs

Bennsh

- B** 6500 SYP 2500 SYP
- C** NA 6000 SYP
- D** 260 SYP 550 SYP
- F** NA 23500 SYP

Toum

- B** 6500 SYP 2500 SYP
- C** NA 6000 SYP
- D** 265 SYP 550 SYP
- F** NA 23000 SYP

Most common electricity source

- Main network
- Generator
- No source
- Solar alternative
- No information

Fuel Prices (SYP)*

- B** Butane (cannister)
- C** Coal (1kg)
- D** Diesel (1 litre)
- F** Firewood (1 tonne)

NFI Prices (SYP)*

- Cement (50kg)
- Floor mat (3*4m)
- Plastic tarpaulin (1m²)
- Tent (5 persons)

NA: not available for purchase

Shelter

- Independent apartment or house
 - Shared apartment or house
 - Unfinished apartment or house
 - Tent
 - Private space not for shelter
 - Cave/natural shelter
 - Collective public space not for shelter
 - No IDPs
 - No information
- Min - Max: rent paid per room (where known)

Bennsh

- NDPs IDPs
-
- 5000 - 7000 SYP

Toum

- NDPs IDPs
-
- 3000 - 5000 SYP

Livelihoods

Most common source of income

Most common strategies used to cope with lack of income / resources

Bennsh

- Daily employment
- Farm owning
- Business/trade

- Borrowing from family/friends
- Selling household assets
- Skipping meals

Toum

- Daily employment
- Farm owning
- Business/trade

- Borrowing from family/friends
- Selling household assets
- Skipping meals

Bennsh
No lack of fuel

Toum
No lack of fuel

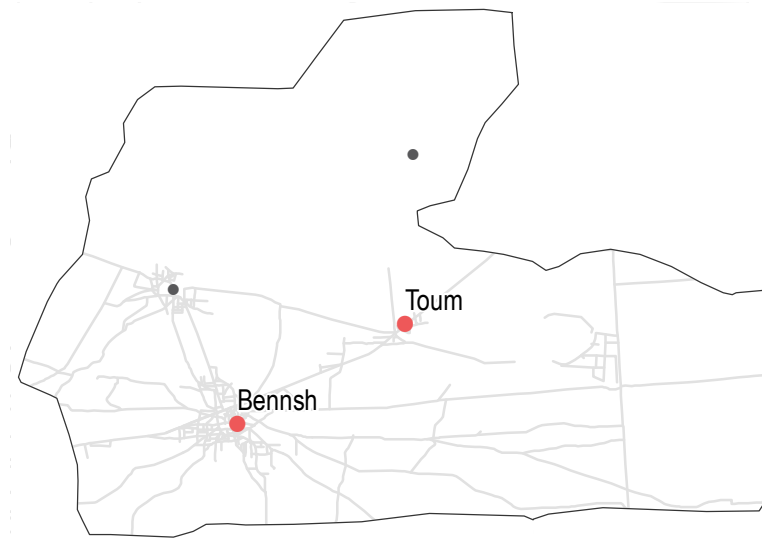
Most common strategies used to cope with a lack of fuel

WASH

- Most common water source
- Status of water source
- Water is safe to drink
 - Water tastes/smells bad
 - People sick after drinking
 - No information
- Sufficiency of available water to meet household needs
- Sufficient
 - Insufficient
 - No information
- Most common method of garbage disposal

- Bennsh**
- Network
 - Public free collection
- Toum**
- Network
 - Public free collection

• 2/4 communities assessed: Bennsh, Toum



Education

- Status of primary schools in village
- Functioning
 - Not functioning
 - Not available
 - No information
- Barriers to accessing education services

Bennsh
Most children accessed education

Toum
Most children accessed education

Health

- | Most common health problems | Most common barriers to accessing healthcare |
|--|--|
| Bennsh | Bennsh |
| Chronic diseases
Injuries | No difficulties reported |
| Toum | Toum |
| Chronic diseases
Acute respiratory infections | No facilities in the area
High cost of transportation
Lack of transportation |

Food Security

Bennsh

- Public bakeries
 - No difficulties reported
 - 1 to 10
- Bread: 125 SYP
Rice: 550 SYP
Lentils: 550 SYP
Sugar: 450 SYP
Cooking oil: 600 SYP

Toum

- Public bakeries
 - No difficulties reported
 - 1 to 10
- Bread: 100 SYP
Rice: 550 SYP
Lentils: 550 SYP
Sugar: 450 SYP
Cooking oil: 600 SYP

Main challenges to obtaining food

- No challenges
 - Some foods unavailable
 - Local production decreased
 - Lack of access to markets
 - Some foods expensive
 - Lack of resources to buy food
 - Lack of access to fuel
 - Cooking fuel unavailable
 - No information
- Bread (public): 1 pack
Rice: 1kg
Lentils: 1 kg
Sugar: 1kg
Cooking oil: 1 litre

Access to bread

- Most common source of bread
- Most common barriers to accessing bread
- Number of days, per month, where bread from private bakeries was unavailable

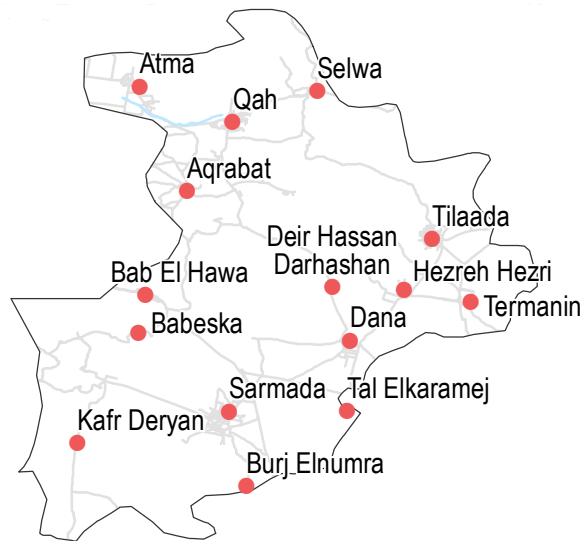
Dana 1/3, Idleb Governorate

Displacement

- % of pre-conflict population remaining
- % of population that are female
- % of female-headed households
- IDPs living in village
- New IDP arrivals
- Returnees

Community	% of pre-conflict population remaining	% of population that are female	% of female-headed households	IDPs living in village	New IDP arrivals	Returnees
Aqrabat	76-100%	51-75%	1-25%	Yes	No	No
Atma	76-100%	51-75%	1-25%	Yes	No	No
Bab El Hawa	76-100%	51-75%	1-25%	Yes	No	No
Babeska	76-100%	51-75%	1-25%	Yes	No	No
Burj Elnumra	76-100%	51-75%	1-25%	Yes	No	No

• 15/15 communities assessed (10 communities are shown on the next two factsheets): Aqrabat, Atma, Bab El Hawa, Babeska, Burj Elnumra



Shelter

- Independent apartment or house
- Shared apartment or house
- Unfinished apartment or house
- Tent
- Private space not for shelter
- Cave/natural shelter
- Collective public space not for shelter
- No IDPs
- No information
- Min - Max: rent paid per room (where known)

Community	Most common shelter	NDPs	IDPs
Aqrabat	Independent apartment or house	8000 - 12000 SYP	8000 - 12000 SYP
Atma	Independent apartment or house	15000 - 20000 SYP	15000 - 20000 SYP
Bab El Hawa	No IDPs	5000 - 8000 SYP	5000 - 8000 SYP
Babeska	Independent apartment or house	8000 - 12000 SYP	8000 - 12000 SYP
Burj Elnumra	Independent apartment or house	5000 - 7000 SYP	5000 - 7000 SYP

Livelihoods

- Most common source of income
- Most common strategies used to cope with lack of income / resources

Community	Most common source of income	Most common strategies used to cope with lack of income / resources
Aqrabat	Farm owning Business/trade Remittances	Borrowing from family/friends Skipping meals Reducing meal size
Atma	Farm owning Business/trade Savings	Borrowing from family/friends Skipping meals Reducing meal size
Bab El Hawa	Farm owning Business/trade Savings	Borrowing from family/friends Skipping meals Reducing meal size
Babeska	Farm owning Business/trade Remittances	Borrowing from family/friends Skipping meals Reducing meal size
Burj Elnumra	Farm owning Business/trade Support from family/friends	Borrowing from family/friends Skipping meals Reducing meal size

NFIs

Community	Electricity source	Fuel Prices (SYP)*	NFI Prices (SYP)*
Aqrabat	B 6700 SYP C 30 SYP D 265 SYP F 45000 SYP	Butane (cannister) Coal (1kg) Diesel (1 litre) Firewood (1 tonne)	Cement (50kg) Floor mat (3*4m) Plastic tarpaulin (1m²) Tent (5 persons)
Babeska	B 7000 SYP C 30 SYP D 265 SYP F 55000 SYP	Butane (cannister) Coal (1kg) Diesel (1 litre) Firewood (1 tonne)	Cement (50kg) Floor mat (3*4m) Plastic tarpaulin (1m²) Tent (5 persons)
Atma	B 6500 SYP C 30 SYP D 265 SYP F 45000 SYP	Butane (cannister) Coal (1kg) Diesel (1 litre) Firewood (1 tonne)	Cement (50kg) Floor mat (3*4m) Plastic tarpaulin (1m²) Tent (5 persons)
Burj Elnumra	B 6700 SYP C 30 SYP D 275 SYP F 45000 SYP	Butane (cannister) Coal (1kg) Diesel (1 litre) Firewood (1 tonne)	Cement (50kg) Floor mat (3*4m) Plastic tarpaulin (1m²) Tent (5 persons)
Bab El Hawa	B 6800 SYP C 30 SYP D 260 SYP F 55000 SYP	Butane (cannister) Coal (1kg) Diesel (1 litre) Firewood (1 tonne)	Cement (50kg) Floor mat (3*4m) Plastic tarpaulin (1m²) Tent (5 persons)

- Most common electricity source
- Main network
- Generator
- No source
- Solar alternative
- No information
- Fuel Prices (SYP)*
- B** Butane (cannister)
- C** Coal (1kg)
- D** Diesel (1 litre)
- F** Firewood (1 tonne)
- NFI Prices (SYP)*
- Cement (50kg)
- Floor mat (3*4m)
- Plastic tarpaulin (1m²)
- Tent (5 persons)
- NA: not available for purchase

Community	Most common strategies used to cope with a lack of fuel
Aqrabat	No lack of fuel
Atma	No lack of fuel
Babeska	No lack of fuel
Bab El Hawa	No lack of fuel
Burj Elnumra	No lack of fuel

Dana 1/3, Idleb Governorate

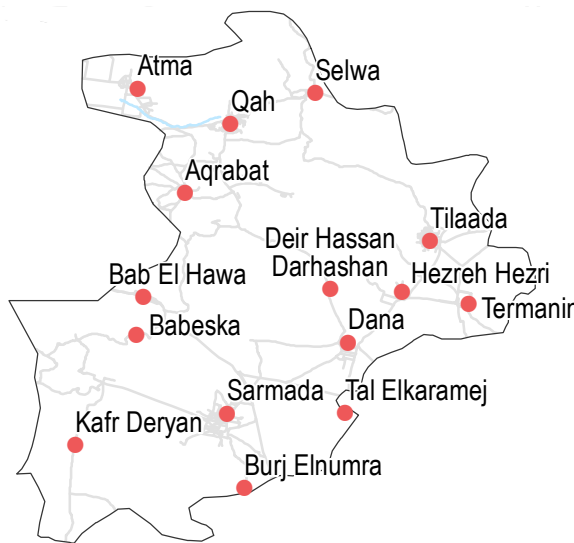
September 2017

WASH

- Most common water source**
- Water is safe to drink
 - Water tastes/smells bad
 - People sick after drinking
 - No information
- Sufficiency of available water to meet household needs**
- Sufficient
 - Insufficient
 - No information
- Most common method of garbage disposal**
- Public free collection

- Aqrabat**
- Water trucking
 - Public free collection
- Atma**
- Water trucking
 - Public free collection
- Bab El Hawa**
- Water trucking
 - Public free collection
- Babeska**
- Water trucking
 - Public free collection
- Burj Elnumra**
- Water trucking
 - Public free collection

• 15/15 communities assessed (10 communities are shown on the next two factsheets): Aqrabat, Atma, Bab El Hawa, Babeska, Burj Elnumra



Education

- Status of primary schools in village**
- Functioning
 - Not functioning
 - Not available
 - No information
- Barriers to accessing education services**
- Most children accessed education
- Aqrabat**
- Most children accessed education
- Atma**
- Most children accessed education

- Bab El Hawa**
- Most children accessed education
- Babeska**
- Most children accessed education
- Burj Elnumra**
- Most children accessed education

Health

- Most common health problems**
- Pregnancy related diseases
 - Maternal health issues
 - Severe diseases affecting those aged less than 5
- Most common barriers to accessing healthcare**
- No difficulties reported

Community	Most common health problems	Most common barriers to accessing healthcare
Aqrabat	Pregnancy related diseases Maternal health issues Severe diseases affecting those aged less than 5	No difficulties reported
Atma	Diarrhoea Pregnancy related diseases Maternal health issues	No difficulties reported
Bab El Hawa	Pregnancy related diseases Maternal health issues Severe diseases affecting those aged less than 5	No difficulties reported
Babeska	Pregnancy related diseases Maternal health issues Severe diseases affecting those aged less than 5	No difficulties reported
Burj Elnumra	Pregnancy related diseases Maternal health issues Severe diseases affecting those aged less than 5	No difficulties reported

Food Security

- Aqrabat**
- Bread: no info
 - Rice: 300 SYP
 - Lentils: 308 SYP
 - Sugar: 265 SYP
 - Cooking oil: 500 SYP
 - Private bakeries
 - No difficulties reported
- Atma**
- Bread: no info
 - Rice: 300 SYP
 - Lentils: 300 SYP
 - Sugar: 365 SYP
 - Cooking oil: 500 SYP
 - Private bakeries
 - No difficulties reported
- Bab El Hawa**
- Bread: no info
 - Rice: 300 SYP
 - Lentils: 350 SYP
 - Sugar: 360 SYP
 - Cooking oil: 500 SYP
 - Shops
 - No difficulties reported
 - Private bakeries unavailable
- Babeska**
- Bread: no info
 - Rice: 300 SYP
 - Lentils: 350 SYP
 - Sugar: 360 SYP
 - Cooking oil: 500 SYP
 - Shops
 - No difficulties reported
 - Private bakeries unavailable
- Burj Elnumra**
- Bread: no info
 - Rice: 300 SYP
 - Lentils: 300 SYP
 - Sugar: 270 SYP
 - Cooking oil: 500 SYP
 - Shops
 - No difficulties reported
 - Private bakeries unavailable

- Main challenges to obtaining food**
- No challenges
 - Some foods unavailable
 - Local production decreased
 - Lack of access to markets
 - Some foods expensive
 - Lack of resources to buy food
 - Lack of access to fuel
 - Cooking fuel unavailable
 - No information
- Bread (public): 1 pack**
- Rice: 1kg**
- Lentils: 1kg**
- Sugar: 1kg**
- Cooking oil: 1 litre**
- Access to bread**
- Most common source of bread
 - Most common barriers to accessing bread
 - Number of days, per month, where bread from private bakeries was unavailable

Dana 2/3, Idleb Governorate

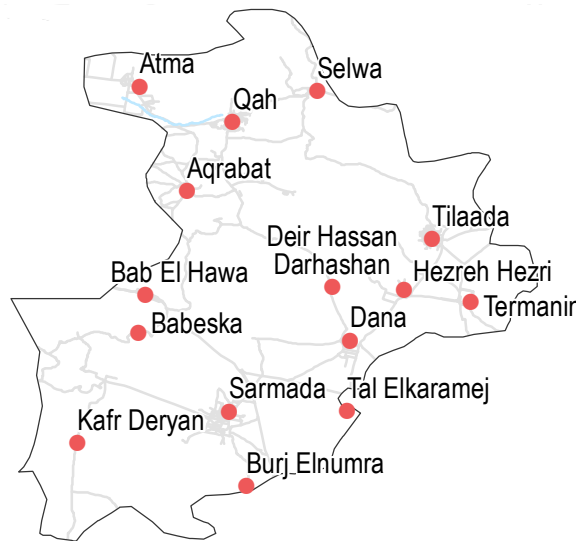
September 2017

Displacement

- % of pre-conflict population remaining
- % of population that are female
- % of female-headed households
- IDPs living in village
- New IDP arrivals
- Returnees

Community	% of pre-conflict population remaining	% of population that are female	% of female-headed households	IDPs living in village	New IDP arrivals	Returnees
Dana	76-100%	51-75%	1-25%	Yes	No	No
Deir Hassan Darhashan	76-100%	51-75%	1-25%	Yes	No	No
Hezreh Hezri	76-100%	51-75%	1-25%	Yes	No	No
Kafr Deryan	76-100%	51-75%	1-25%	Yes	No	No
Qah	76-100%	51-75%	1-25%	Yes	No	No

• 15/15 communities assessed (5 communities are shown on the previous factsheet, 5 communities are shown on the next factsheet): Dana, Deir Hassan Darhashan, Hezreh Hezri, Kafr Deryan, Qah



NFIs

Community	B	C	D	F
Dana	6500 SYP	30 SYP	265 SYP	45000 SYP
Deir Hassan Darhashan	6500 SYP	30 SYP	275 SYP	45000 SYP
Hezreh Hezri	6500 SYP	30 SYP	265 SYP	45000 SYP
Kafr Deryan	6800 SYP	35 SYP	265 SYP	55000 SYP
Qah	6500 SYP	30 SYP	265 SYP	45000 SYP

- Most common electricity source
- Main network
 - Generator
 - No source
 - Solar alternative
 - No information

- Fuel Prices (SYP)*
- B** Butane (cannister)
 - C** Coal (1kg)
 - D** Diesel (1 litre)
 - F** Firewood (1 tonne)
- NFI Prices (SYP)*
- Cement (50kg)
 - Floor mat (3*4m)
 - Plastic tarpaulin (1m²)
 - Tent (5 persons)
- NA: not available for purchase

Shelter

- Most common shelter
- Independent apartment or house
 - Shared apartment or house
 - Unfinished apartment or house
 - Tent
 - Private space not for shelter
 - Cave/natural shelter
 - Collective public space not for shelter
 - No IDPs
 - No information
- Min - Max: rent paid per room (where known)

Community	NDPs	IDPs
Dana	15000 - 20000 SYP	
Deir Hassan Darhashan	8000 - 12000 SYP	
Hezreh Hezri	7000 - 10000 SYP	
Kafr Deryan	7000 - 10000 SYP	
Qah	8000 - 12000 SYP	

Livelihoods

- Most common source of income
- Most common strategies used to cope with lack of income / resources

Community	Most common source of income	Most common strategies used to cope with lack of income / resources
Dana	Farm owning Business/trade Savings	Borrowing from family/friends Skipping meals Reducing meal size
Deir Hassan Darhashan	Farm owning Business/trade Remittances	Borrowing from family/friends Skipping meals Reducing meal size
Hezreh Hezri	Farm owning Business/trade Support from family/friends	Borrowing from family/friends Skipping meals Reducing meal size
Kafr Deryan	Farm owning Business/trade Remittances	Borrowing from family/friends Skipping meals Reducing meal size
Qah	Farm owning Business/trade Remittances	Borrowing from family/friends Skipping meals Reducing meal size

Community	Most common strategies used to cope with a lack of fuel
Dana	No lack of fuel
Deir Hassan Darhashan	No lack of fuel
Hezreh Hezri	No lack of fuel
Kafr Deryan	No lack of fuel
Qah	No lack of fuel

Dana 2/3, Idleb Governorate

WASH

Most common water source

Status of water source

Water is safe to drink

Water tastes/smells bad

People sick after drinking

No information

Sufficiency of available water to meet household needs

Sufficient

Insufficient

No information

Most common method of garbage disposal

Dana

Water trucking

Public free collection

Deir Hassan Darhashan

Water trucking

Public free collection

Hezreh Hezri

Water trucking

Public free collection

Kafr Deryan

Water trucking

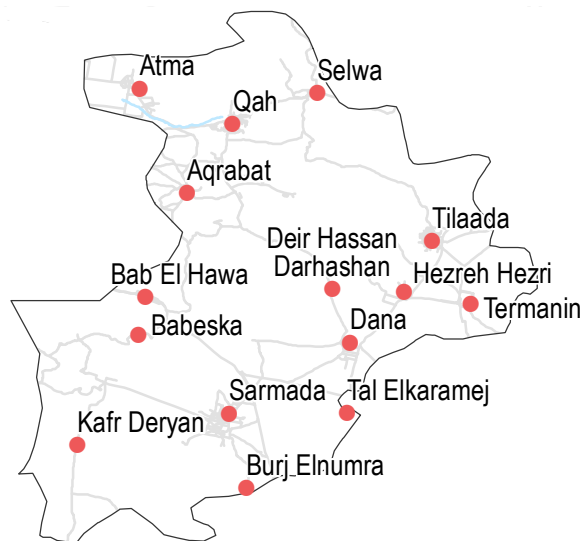
Public free collection

Qah

Water trucking

Public free collection

• 15/15 communities assessed (5 communities are shown on the previous factsheet, 5 communities are shown on the next factsheet): Dana, Deir Hassan Darhashan, Hezreh Hezri, Kafr Deryan, Qah



Education

Status of primary schools in village

Functioning

Not functioning

Not available

No information

Barriers to accessing education services

Dana

Most children accessed education

Hezreh Hezri

Most children accessed education

Kafr Deryan

Most children accessed education

Qah

Most children accessed education

Deir Hassan Darhashan

Most children accessed education

Health

Most common health problems

Most common barriers to accessing healthcare

Dana

Pregnancy related diseases
Maternal health issues
Severe diseases affecting those aged less than 5

No difficulties reported

Deir Hassan Darhashan

Pregnancy related diseases
Maternal health issues
Severe diseases affecting those aged less than 5

No difficulties reported

Hezreh Hezri

Pregnancy related diseases
Maternal health issues
Severe diseases affecting those aged less than 5

No difficulties reported

Kafr Deryan

Pregnancy related diseases
Maternal health issues
Severe diseases affecting those aged less than 5

No difficulties reported

Qah

Pregnancy related diseases
Maternal health issues
Severe diseases affecting those aged less than 5

No difficulties reported

Food Security

Dana

Bread: no info
Rice: 300 SYP
Lentils: 300 SYP
Sugar: 350 SYP
Cooking oil: 500 SYP

Private bakeries

No difficulties reported

0

Deir Hassan Darhashan

Bread: no info
Rice: 300 SYP
Lentils: 350 SYP
Sugar: 365 SYP
Cooking oil: 500 SYP

Private bakeries

No difficulties reported

0

Hezreh Hezri

Bread: no info
Rice: 300 SYP
Lentils: 350 SYP
Sugar: 265 SYP
Cooking oil: 500 SYP

Private bakeries

No difficulties reported

0

Kafr Deryan

Bread: no info
Rice: 300 SYP
Lentils: 350 SYP
Sugar: 365 SYP
Cooking oil: 500 SYP

Private bakeries

No difficulties reported

0

Qah

Bread: no info
Rice: 300 SYP
Lentils: 350 SYP
Sugar: 375 SYP
Cooking oil: 500 SYP

Private bakeries

No difficulties reported

0

Main challenges to obtaining food

No challenges

Some foods unavailable

Local production decreased

Lack of access to markets

Some foods expensive

Lack of resources to buy food

Lack of access to fuel

Cooking fuel unavailable

No information

Bread (public): 1 pack

Rice: 1kg

Lentils: 1 kg

Sugar: 1kg

Cooking oil: 1 litre

Access to bread

Most common source of bread

Most common barriers to accessing bread

Number of days, per month, where bread from private bakeries was unavailable

Dana 3/3, Idleb Governorate

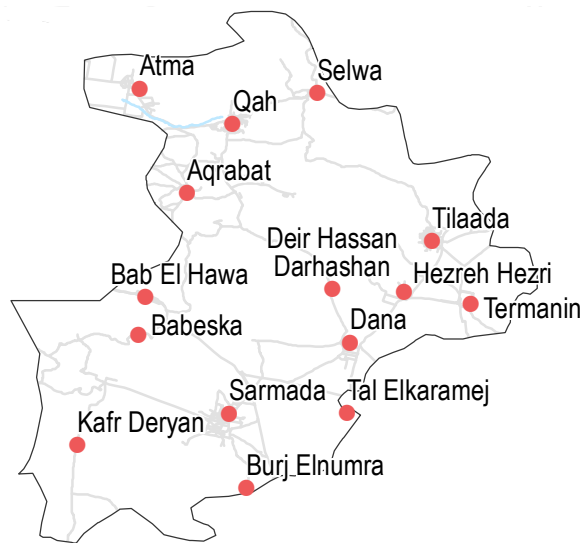
September 2017

Displacement

- % of pre-conflict population remaining
- % of population that are female
- % of female-headed households
- IDPs living in village
- New IDP arrivals
- Returnees

Community	% of pre-conflict population remaining	% of population that are female	% of female-headed households	IDPs living in village	New IDP arrivals	Returnees
Sarmada	76-100%	51-75%	1-25%	Yes	No	No
Selwa	76-100%	51-75%	1-25%	Yes	No	No
Tal Elkaramelj	76-100%	51-75%	1-25%	Yes	No	No
Termanin	76-100%	51-75%	1-25%	Yes	No	No
Tilaada	76-100%	51-75%	1-25%	Yes	No	No

• 15/15 communities assessed (10 communities are shown on the previous two factsheets): Sarmada, Selwa, Tal Elkaramelj, Termanin, Tilaada



Shelter

- Independent apartment or house
 - Shared apartment or house
 - Unfinished apartment or house
 - Tent
 - Private space not for shelter
 - Cave/natural shelter
 - Collective public space not for shelter
 - No IDPs
 - No information
- Min - Max: rent paid per room (where known)

Community	Most common shelter	Min - Max: rent paid per room (where known)
Sarmada	Independent apartment or house	12000 - 15000 SYP
Selwa	Independent apartment or house	10000 - 12000 SYP
Tal Elkaramelj	Independent apartment or house	8000 - 12000 SYP
Termanin	Independent apartment or house	15000 - 20000 SYP
Tilaada	Independent apartment or house	10000 - 12000 SYP

Livelihoods

- Most common source of income
- Most common strategies used to cope with lack of income / resources

Community	Most common source of income	Most common strategies used to cope with lack of income / resources
Sarmada	Farm owning Business/trade Remittances	Borrowing from family/friends Skipping meals Reducing meal size
Selwa	Farm owning Business/trade Remittances	Borrowing from family/friends Reducing meal size Spending days without eating
Tal Elkaramelj	Farm owning Business/trade Remittances	Borrowing from family/friends Skipping meals Reducing meal size
Termanin	Farm owning Business/trade Remittances	Borrowing from family/friends Skipping meals Reducing meal size
Tilaada	Farm owning Business/trade Support from family/friends	Borrowing from family/friends Skipping meals Reducing meal size

NFIs

Community	Electricity source	Fuel Prices (SYP)*	NFI Prices (SYP)*
Sarmada	B 6500 SYP C 30 SYP D 265 SYP F 45000 SYP	2800 SYP 6000 SYP 250 SYP 25000 SYP	2800 SYP 6000 SYP 250 SYP 25000 SYP
Selwa	B 6700 SYP C 30 SYP D 265 SYP F 45000 SYP	2800 SYP 6000 SYP 250 SYP 25000 SYP	2800 SYP 6000 SYP 250 SYP 25000 SYP
Tal Elkaramelj	B 6700 SYP C 30 SYP D 265 SYP F 45000 SYP	2800 SYP 6000 SYP 250 SYP 25000 SYP	2800 SYP 6000 SYP 250 SYP 25000 SYP
Termanin	B 6500 SYP C 30 SYP D 265 SYP F 45000 SYP	2700 SYP 6000 SYP 250 SYP 25000 SYP	2700 SYP 6000 SYP 250 SYP 25000 SYP
Tilaada	B 6700 SYP C 30 SYP D 275 SYP F 45000 SYP	2700 SYP 6000 SYP 250 SYP 25000 SYP	2700 SYP 6000 SYP 250 SYP 25000 SYP

- Most common electricity source
- Main network
- Generator
- No source
- Solar alternative
- No information
- Fuel Prices (SYP)*
- B** Butane (cannister)
- C** Coal (1kg)
- D** Diesel (1 litre)
- F** Firewood (1 tonne)
- NFI Prices (SYP)*
- Cement (50kg)
- Floor mat (3*4m)
- Plastic tarpaulin (1m²)
- Tent (5 persons)
- NA: not available for purchase

Community	Most common strategies used to cope with a lack of fuel
Sarmada	No lack of fuel
Selwa	No lack of fuel
Tal Elkaramelj	No lack of fuel
Termanin	No lack of fuel
Tilaada	No lack of fuel

Dana 3/3, Idleb Governorate

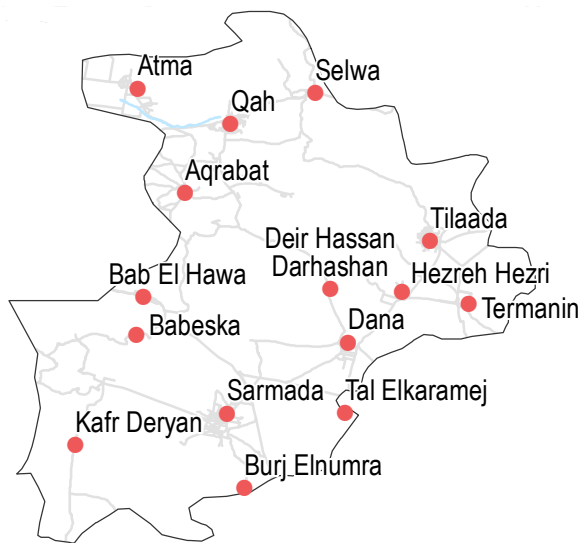
September 2017

WASH

- Most common water source**
- Status of water source**
- Water is safe to drink
 - Water tastes/smells bad
 - People sick after drinking
 - No information
- Sufficiency of available water to meet household needs**
- Sufficient
 - Insufficient
 - No information
- Most common method of garbage disposal**

- Sarmada**
- Water trucking
 - Public free collection
- Selwa**
- Water trucking
 - Public free collection
- Tal Elkaramej**
- Water trucking
 - Public free collection
- Termanin**
- Water trucking
 - Public free collection
- Tilaada**
- Water trucking
 - Public free collection

15/15 communities assessed (10 communities are shown on the previous two factsheets): Sarmada, Selwa, Tal Elkaramej, Termanin, Tilaada



Education

- Status of primary schools in village**
- Functioning
 - Not functioning
 - Not available
 - No information
- Barriers to accessing education services**
- Sarmada: Most children accessed education
 - Selwa: Most children accessed education

- Tal Elkaramej**
- Most children accessed education
- Termanin**
- Most children accessed education
- Tilaada**
- Most children accessed education

Health

- Most common health problems
- Most common barriers to accessing healthcare

Community	Most common health problems	Most common barriers to accessing healthcare
Sarmada	Pregnancy related diseases Maternal health issues Severe diseases affecting those aged less than 5	No difficulties reported
Selwa	Pregnancy related diseases Maternal health issues Severe diseases affecting those aged less than 5	No difficulties reported
Tal Elkaramej	Pregnancy related diseases Maternal health issues Severe diseases affecting those aged less than 5	No difficulties reported
Termanin	Pregnancy related diseases Maternal health issues Severe diseases affecting those aged less than 5	No difficulties reported
Tilaada	Pregnancy related diseases Maternal health issues Severe diseases affecting those aged less than 5	No difficulties reported

Food Security

- Sarmada**
- Private bakeries
 - Bread: no info
 - Rice: 300 SYP
 - Lentils: 300 SYP
 - Sugar: 265 SYP
 - Cooking oil: 500 SYP
 - No difficulties reported
- Selwa**
- Private bakeries
 - Bread: no info
 - Rice: 300 SYP
 - Lentils: 350 SYP
 - Sugar: 365 SYP
 - Cooking oil: 500 SYP
 - No difficulties reported
- Tal Elkaramej**
- Private bakeries
 - Bread: no info
 - Rice: 300 SYP
 - Lentils: 350 SYP
 - Sugar: 265 SYP
 - Cooking oil: 500 SYP
 - No difficulties reported
- Termanin**
- Private bakeries
 - Bread: no info
 - Rice: 300 SYP
 - Lentils: 300 SYP
 - Sugar: 265 SYP
 - Cooking oil: 500 SYP
 - No difficulties reported
- Tilaada**
- Private bakeries
 - Bread: no info
 - Rice: 300 SYP
 - Lentils: 300 SYP
 - Sugar: 270 SYP
 - Cooking oil: 500 SYP
 - No difficulties reported

- Main challenges to obtaining food**
- No challenges
 - Some foods unavailable
 - Local production decreased
 - Lack of access to markets
 - Some foods expensive
 - Lack of resources to buy food
 - Lack of access to fuel
 - Cooking fuel unavailable
 - No information
- Bread (public): 1 pack**
- Rice: 1kg**
- Lentils: 1kg**
- Sugar: 1kg**
- Cooking oil: 1 litre**
- Access to bread**
- Most common source of bread
 - Most common barriers to accessing bread
 - Number of days, per month, where bread from private bakeries was unavailable

Displacement

- % of pre-conflict population remaining
- % of population that are female
- % of female-headed households
- IDPs living in village
- New IDP arrivals
- Returnees

Community	% of pre-conflict population remaining	% of population that are female	% of female-headed households	IDPs living in village	New IDP arrivals	Returnees
Darkosh	76-100%	26-50%	1-25%	Yes	No	No
Dorriyeh	76-100%	26-50%	1-25%	Yes	No	No
Jamiliya	76-100%	26-50%	1-25%	Yes	No	No
Matleh Batlaya	76-100%	26-50%	1-25%	Yes	Yes	No
Mazuleh	76-100%	26-50%	1-25%	Yes	No	No

• 9/22 communities assessed (4 communities are shown on the next factsheet): Darkosh, Dorriyeh, Jamiliya, Matleh Batlaya, Mazuleh



Shelter

- Independent apartment or house
- Shared apartment or house
- Unfinished apartment or house
- Tent
- Private space not for shelter
- Cave/natural shelter
- Collective public space not for shelter
- No IDPs
- No information
- Min - Max: rent paid per room (where known)

Community	Most common shelter	NDPs	IDPs
Darkosh	Independent apartment or house	3000 - 4000 SYP	3000 - 4000 SYP
Matleh Batlaya	Independent apartment or house	2000 - 3000 SYP	2000 - 3000 SYP
Dorriyeh	Independent apartment or house	2000 - 3000 SYP	2000 - 3000 SYP
Mazuleh	No info	No info	No info
Jamiliya	No IDPs	No info	No info

Livelihoods

- Most common source of income
- Most common strategies used to cope with lack of income / resources

Community	Most common source of income	Most common strategies used to cope with lack of income / resources
Darkosh	Stable employment Daily employment Business/trade	Children sent to work/beg Taking loans/buying on credit
Dorriyeh	Stable employment	Children sent to work/beg Taking loans/buying on credit
Jamiliya	Daily employment Business/trade	Children sent to work/beg Taking loans/buying on credit
Matleh Batlaya	Daily employment Farm owning Business/trade	Children sent to work/beg Taking loans/buying on credit
Mazuleh	Stable employment Daily employment Farm owning	Children sent to work/beg Taking loans/buying on credit

NFIs

Community	Butane (cannister)	Coal (1kg)	Diesel (1 litre)	Firewood (1 tonne)
Darkosh	B 8000 SYP	C 350 SYP	D 290 SYP	F 75000 SYP
Matleh Batlaya	B 8500 SYP	C 350 SYP	D 280 SYP	F 60000 SYP
Dorriyeh	B 7000 SYP	C 350 SYP	D 240 SYP	F 60000 SYP
Jamiliya	B 9000 SYP	C 350 SYP	D 280 SYP	F 60000 SYP
Mazuleh	B 8500 SYP	C 350 SYP	D 280 SYP	F 60000 SYP

- Most common electricity source
- Main network
- Generator
- No source
- Solar alternative
- No information
- Fuel Prices (SYP)*
- B** Butane (cannister)
- C** Coal (1kg)
- D** Diesel (1 litre)
- F** Firewood (1 tonne)
- NFI Prices (SYP)*
- Cement (50kg)
- Floor mat (3*4m)
- Plastic tarpaulin (1m²)
- Tent (5 persons)
- NA: not available for purchase

Community	Most common strategies used to cope with a lack of fuel
Darkosh	No lack of fuel
Dorriyeh	No lack of fuel
Jamiliya	No lack of fuel
Matleh Batlaya	No lack of fuel
Mazuleh	No lack of fuel

Darkosh 1/2, Idleb Governorate

WASH

- Most common water source**
- Status of water source**
- Water is safe to drink
 - Water tastes/smells bad
 - People sick after drinking
 - No information
- Sufficiency of available water to meet household needs**
- Sufficient
 - Insufficient
 - No information
- Most common method of garbage disposal**

Darkosh

- Network
- Disposed at designated site

Dorriyeh

- Network
- Disposed at designated site

Jamiliya

- Network
- Private paid collection

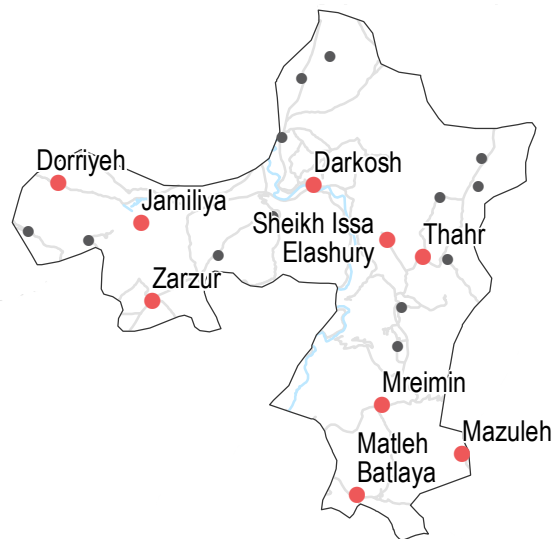
Matleh Batlaya

- Network
- Private paid collection

Mazuleh

- Network
- Private paid collection

• 9/22 communities assessed (4 communities are shown on the next factsheet): Darkosh, Dorriyeh, Jamiliya, Matleh Batlaya, Mazuleh



Education

- Status of primary schools in village**
- Functioning
 - Not functioning
 - Not available
 - No information
- Barriers to accessing education services**
- Darkosh: Most children accessed education
 - Dorriyeh: Most children accessed education

Jamiliya

Most children accessed education

Matleh Batlaya

Most children accessed education

Mazuleh

Most children accessed education

Health



Most common health problems



Most common barriers to accessing healthcare

Darkosh

Maternal health issues
Injuries
Severe diseases affecting those aged less than 5

No difficulties reported

Dorriyeh

Pregnancy related diseases
Acute respiratory infections
Severe diseases affecting those aged less than 5

No difficulties reported

Jamiliya

Injuries
Fever
Severe diseases affecting those aged less than 5

No difficulties reported

Matleh Batlaya

Communicable diseases
Severe diseases affecting those aged less than 5

No difficulties reported

Mazuleh

Injuries
Fever
Severe diseases affecting those aged less than 5

No difficulties reported

Food Security

Darkosh



Bread: 125 SYP
Rice: 500 SYP
Lentils: 500 SYP
Sugar: 500 SYP
Cooking oil: 800 SYP



Public bakeries



No difficulties reported



Dorriyeh



Bread: 125 SYP
Rice: 500 SYP
Lentils: 500 SYP
Sugar: 500 SYP
Cooking oil: 800 SYP



Public bakeries



No difficulties reported



Jamiliya



Bread: 150 SYP
Rice: 500 SYP
Lentils: 500 SYP
Sugar: 500 SYP
Cooking oil: 800 SYP



Public bakeries



No difficulties reported



Matleh Batlaya



Bread: 150 SYP
Rice: 500 SYP
Lentils: 500 SYP
Sugar: 500 SYP
Cooking oil: 800 SYP



Public bakeries



No difficulties reported



Mazuleh



Bread: 125 SYP
Rice: 500 SYP
Lentils: 500 SYP
Sugar: 500 SYP
Cooking oil: 800 SYP



Public bakeries



No difficulties reported



Main challenges to obtaining food

- No challenges
- Some foods unavailable
- Local production decreased
- Lack of access to markets
- Some foods expensive
- Lack of resources to buy food
- Lack of access to fuel
- Cooking fuel unavailable
- No information

Bread (public): 1 pack
Rice: 1kg
Lentils: 1 kg
Sugar: 1kg
Cooking oil: 1 litre

Access to bread

Most common source of bread

Most common barriers to accessing bread

Number of days, per month, where bread from private bakeries was unavailable

Darkosh 2/2, Idleb Governorate

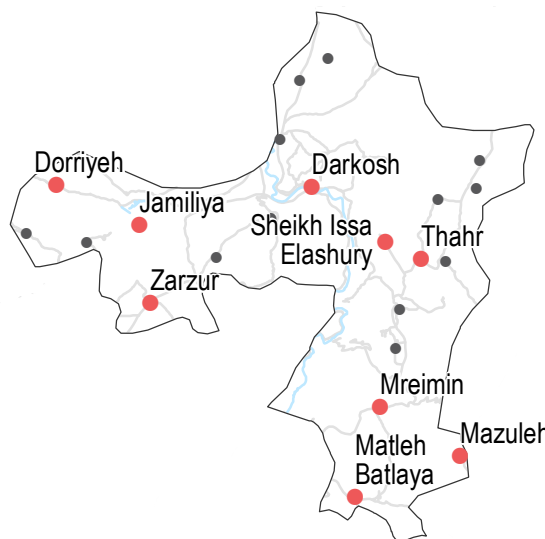
September 2017

Displacement

- % of pre-conflict population remaining
- % of population that are female
- % of female-headed households
- IDPs living in village
- New IDP arrivals
- Returnees

Community	% of pre-conflict population remaining	% of population that are female	% of female-headed households	IDPs living in village	New IDP arrivals	Returnees
Mreimin	76-100%	26-50%	1-25%	Yes	No	No
Sheikh Issa Elashury	76-100%	26-50%	1-25%	Yes	Yes	No
Thahr	76-100%	26-50%	1-25%	Yes	No	No
Zarzur	76-100%	26-50%	1-25%	Yes	No	No

• 9/22 communities assessed (5 communities are shown on the previous factsheet): Mreimin, Sheikh Issa Elashury, Thahr, Zarzur



NFIs

Community	B	C	D	F
Mreimin	7000 SYP	350 SYP	240 SYP	60000 SYP
Zarzur	7000 SYP	350 SYP	240 SYP	60000 SYP
Sheikh Issa Elashury	7000 SYP	350 SYP	250 SYP	60000 SYP
Thahr	8500 SYP	350 SYP	280 SYP	60000 SYP

- Most common electricity source
- Main network
 - Generator
 - No source
 - Solar alternative
 - No information
- Fuel Prices (SYP)*
- B** Butane (cannister)
 - C** Coal (1kg)
 - D** Diesel (1 litre)
 - F** Firewood (1 tonne)
- NFI Prices (SYP)*
- Cement (50kg)
 - Floor mat (3*4m)
 - Plastic tarpaulin (1m²)
 - Tent (5 persons)
- NA: not available for purchase

Shelter

- Independent apartment or house
 - Shared apartment or house
 - Unfinished apartment or house
 - Tent
 - Private space not for shelter
 - Cave/natural shelter
 - Collective public space not for shelter
 - No IDPs
 - No information
- Min - Max: rent paid per room (where known)

Community	NDPs	IDPs	Min - Max: rent paid per room (where known)
Mreimin			2000 - 3000 SYP
Zarzur			3000 - 4000 SYP
Sheikh Issa Elashury			2000 - 3000 SYP
Thahr			2000 - 3000 SYP

Livelihoods

- Most common source of income
- Most common strategies used to cope with lack of income / resources

Community	Most common source of income	Most common strategies used to cope with lack of income / resources
Mreimin	Daily employment Farm owning Business/trade	Children sent to work/beg Taking loans/buying on credit
Sheikh Issa Elashury	Daily employment Farm owning Business/trade	Children sent to work/beg Taking loans/buying on credit
Thahr	Daily employment Farm owning Business/trade	Children sent to work/beg Taking loans/buying on credit
Zarzur	Daily employment Farm owning Business/trade	Children sent to work/beg Taking loans/buying on credit

Community	Most common strategies used to cope with a lack of fuel
Mreimin	No lack of fuel
Sheikh Issa Elashury	No lack of fuel
Zarzur	No lack of fuel
Thahr	No lack of fuel

Darkosh 2/2, Idleb Governorate

WASH

- Most common water source**
- Status of water source**
- Water is safe to drink
 - Water tastes/smells bad
 - People sick after drinking
 - No information
- Sufficiency of available water to meet household needs**
- Sufficient
 - Insufficient
 - No information
- Most common method of garbage disposal**

Mreimin

- Network
- Disposed at designated site

Sheikh Issa Elashury

- Network
- Disposed at designated site

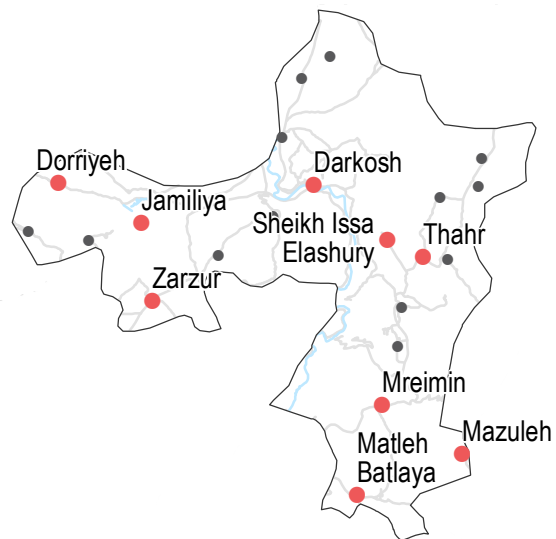
Thahr

- Network
- Disposed at designated site

Zarzur

- Network
- Disposed at designated site

• 9/22 communities assessed (5 communities are shown on the previous factsheet): Mreimin, Sheikh Issa Elashury, Thahr, Zarzur



Education

- Status of primary schools in village**
- Functioning
 - Not functioning
 - Not available
 - No information
- Barriers to accessing education services**

Thahr

Most children accessed education

Zarzur

Most children accessed education

Mreimin

Most children accessed education

Sheikh Issa Elashury

Most children accessed education

Health

Most common health problems

Most common barriers to accessing healthcare

Mreimin

Pregnancy related diseases
Fever
Severe diseases affecting those aged less than 5

No difficulties reported

Sheikh Issa Elashury

Acute respiratory infections
Severe diseases affecting those aged less than 5

No difficulties reported

Thahr

Maternal health issues
Injuries
Severe diseases affecting those aged less than 5

No difficulties reported

Zarzur

Pregnancy related diseases
Acute respiratory infections
Severe diseases affecting those aged less than 5

No difficulties reported

Food Security

Mreimin

- Public bakeries
- Bread: 125 SYP
- Rice: 500 SYP
- Lentils: 500 SYP
- Sugar: 500 SYP
- Cooking oil: 800 SYP
- No difficulties reported

Sheikh Issa Elashury

- Public bakeries
- Bread: 125 SYP
- Rice: 500 SYP
- Lentils: 500 SYP
- Sugar: 500 SYP
- Cooking oil: 800 SYP
- No difficulties reported

Thahr

- Public bakeries
- Bread: 125 SYP
- Rice: 500 SYP
- Lentils: 500 SYP
- Sugar: 500 SYP
- Cooking oil: 800 SYP
- No difficulties reported

Zarzur

- Public bakeries
- Bread: 125 SYP
- Rice: 500 SYP
- Lentils: 500 SYP
- Sugar: 500 SYP
- Cooking oil: 800 SYP
- No difficulties reported

Main challenges to obtaining food

- No challenges
- Some foods unavailable
- Local production decreased
- Lack of access to markets
- Some foods expensive
- Lack of resources to buy food
- Lack of access to fuel
- Cooking fuel unavailable
- No information

Bread (public): 1 pack
Rice: 1kg
Lentils: 1kg
Sugar: 1kg
Cooking oil: 1 litre

Access to bread

- Most common source of bread
- Most common barriers to accessing bread
- Number of days, per month, where bread from private bakeries was unavailable

Harim, Idleb Governorate

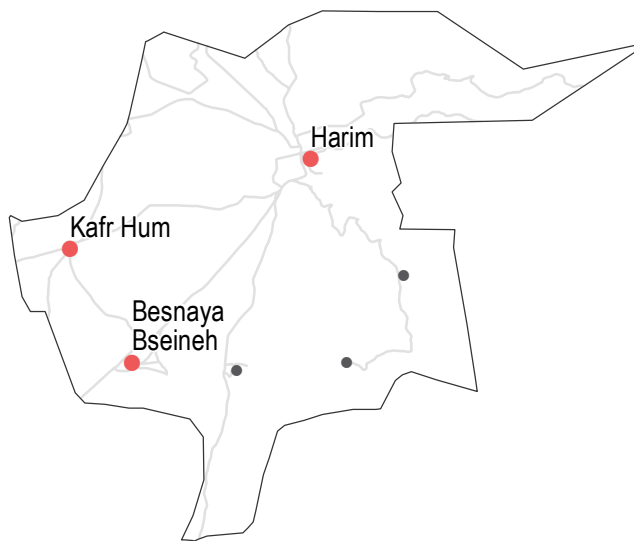
September 2017

Displacement

- % of pre-conflict population remaining
- % of population that are female
- % of female-headed households
- IDPs living in village
- New IDP arrivals
- Returnees

Besnaya Bseineh		Harim		Kafr Hum	
76-100%	26-50%	76-100%	26-50%	76-100%	26-50%
Yes	No	Yes	Yes	Yes	Yes
No	No	No	No	No	No

• 3/6 communities assessed: Besnaya Bseineh, Harim, Kafr Hum



Shelter

- Independent apartment or house
 - Shared apartment or house
 - Unfinished apartment or house
 - Tent
 - Private space not for shelter
 - Cave/natural shelter
 - Collective public space not for shelter
 - No IDPs
 - No information
- Min - Max: rent paid per room (where known)

Besnaya Bseineh		Harim		Kafr Hum	
NDPs	IDPs	NDPs	IDPs	NDPs	IDPs
2000 - 3000 SYP		3000 - 4000 SYP		3000 - 4000 SYP	

Livelihoods

Most common source of income

Most common strategies used to cope with lack of income / resources

Besnaya Bseineh

Stable employment

Children sent to work/beg
Taking loans/buying on credit

Harim

Stable employment
Daily employment
Business/trade

Children sent to work/beg
Taking loans/buying on credit

Kafr Hum

Daily employment
Farm owning
Business/trade

Children sent to work/beg
Taking loans/buying on credit

NFIs

Besnaya Bseineh

B 8000 SYP	NA
C 350 SYP	2500 SYP
D 290 SYP	400 SYP
F 75000 SYP	NA

Harim

B 8000 SYP	NA
C 350 SYP	2500 SYP
D 290 SYP	400 SYP
F 75000 SYP	NA

Kafr Hum

B 7000 SYP	3200 SYP
C 350 SYP	2500 SYP
D 240 SYP	400 SYP
F 60000 SYP	NA

Besnaya Bseineh

No lack of fuel

Harim

No lack of fuel

Kafr Hum

No lack of fuel

Most common electricity source

- Main network
- Generator
- No source
- Solar alternative
- No information

Fuel Prices (SYP)*

- B** Butane (cannister)
- C** Coal (1kg)
- D** Diesel (1 litre)
- F** Firewood (1 tonne)

NFI Prices (SYP)*

- Cement (50kg)
- Floor mat (3*4m)
- Plastic tarpaulin (1m²)
- Tent (5 persons)

NA: not available for purchase

Most common strategies used to cope with a lack of fuel

Harim, Idleb Governorate

WASH

- Most common water source**
- Status of water source**
- Water is safe to drink
 - Water tastes/smells bad
 - People sick after drinking
 - No information
- Sufficiency of available water to meet household needs**
- Sufficient
 - Insufficient
 - No information
- Most common method of garbage disposal**

Besnaya Bseineh

- Network
- Private paid collection

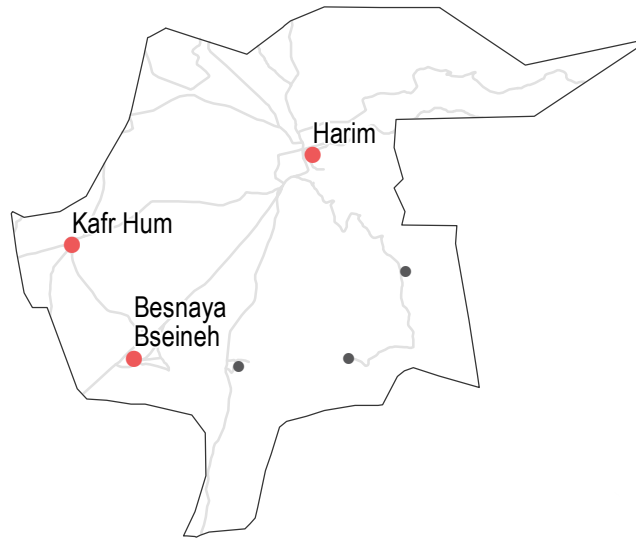
Harim

- Network
- Private paid collection

Kafr Hum

- Network
- Disposed at designated site

• 3/6 communities assessed: Besnaya Bseineh, Harim, Kafr Hum



Education

- Status of primary schools in village**
- Functioning
 - Not functioning
 - Not available
 - No information
- Barriers to accessing education services**

Kafr Hum

Most children accessed education

Besnaya Bseineh

Most children accessed education

Harim

Most children accessed education

Health

Most common health problems

Most common barriers to accessing healthcare

Besnaya Bseineh

Acute respiratory infections
Fever
Severe diseases affecting those aged less than 5

No difficulties reported

Harim

Disabilities
Pregnancy related diseases
Severe diseases affecting those aged less than 5

No difficulties reported

Kafr Hum

Pregnancy related diseases
Severe diseases affecting those aged less than 5

No difficulties reported

Food Security

Besnaya Bseineh

- Public bakeries
- Bread: 125 SYP
- Rice: 500 SYP
- Lentils: 500 SYP
- Sugar: 500 SYP
- Cooking oil: 800 SYP
- No difficulties reported

Harim

- Public bakeries
- Bread: 125 SYP
- Rice: 500 SYP
- Lentils: 500 SYP
- Sugar: 500 SYP
- Cooking oil: 800 SYP
- No difficulties reported

Kafr Hum

- Public bakeries
- Bread: 125 SYP
- Rice: 500 SYP
- Lentils: 500 SYP
- Sugar: 500 SYP
- Cooking oil: 800 SYP
- No difficulties reported

Main challenges to obtaining food

- No challenges
- Some foods unavailable
- Local production decreased
- Lack of access to markets
- Some foods expensive
- Lack of resources to buy food
- Lack of access to fuel
- Cooking fuel unavailable
- No information

Bread (public): 1 pack
Rice: 1kg
Lentils: 1kg
Sugar: 1kg
Cooking oil: 1 litre

Access to bread

- Most common source of bread
- Most common barriers to accessing bread
- Number of days, per month, where bread from private bakeries was unavailable

Heish 1/2, Idleb Governorate

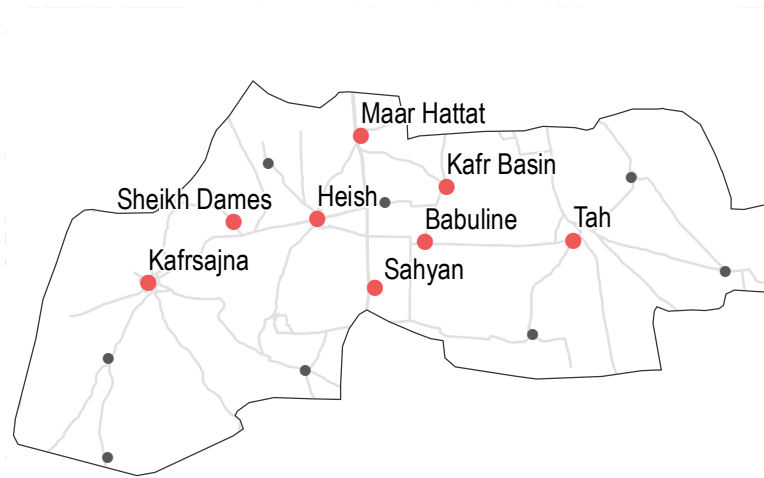
September 2017

Displacement

- % of pre-conflict population remaining
- % of population that are female
- % of female-headed households
- IDPs living in village
- New IDP arrivals
- Returnees

Community	% of pre-conflict population remaining	% of population that are female	% of female-headed households	IDPs living in village	New IDP arrivals	Returnees
Babuline	51-75%	26-50%	1-25%	Yes	Yes	No
Heish	26-50%	51-75%	1-25%	Yes	Yes	Yes
Kafr Basin	51-75%	51-75%	1-25%	Yes	Yes	No
Kafrsajna	51-75%	26-50%	1-25%	Yes	No	Yes
Maar Hattat	26-50%	51-75%	1-25%	Yes	Yes	No

• 8/16 communities assessed (3 communities are shown on the next factsheet): Babuline, Heish, Kafr Basin, Kafrsajna, Maar Hattat



Shelter

- Independent apartment or house
- Shared apartment or house
- Unfinished apartment or house
- Tent
- Private space not for shelter
- Cave/natural shelter
- Collective public space not for shelter
- No IDPs
- No information
- Min - Max: rent paid per room (where known)

Community	Most common shelter	Min - Max: rent paid per room (where known)
Babuline	Independent apartment or house	No info
Heish	Independent apartment or house	3500 - 4000 SYP
Kafr Basin	Independent apartment or house	No info
Kafrsajna	Independent apartment or house	3000 - 3500 SYP
Maar Hattat	Independent apartment or house	3000 - 3500 SYP

Livelihoods

Community	Most common source of income	Most common strategies used to cope with lack of income / resources
Babuline	Sale of household assets Farm owning Business/trade	Children sent to work/beg Selling household assets Reducing meal size
Heish	Farm owning Business/trade Savings	Children sent to work/beg Selling household assets Reducing meal size
Kafr Basin	Sale of household assets Farm owning Business/trade	Children sent to work/beg Selling household assets Reducing meal size
Kafrsajna	Farm owning Business/trade Savings	Children sent to work/beg Selling household assets Reducing meal size
Maar Hattat	Sale of household assets Farm owning Business/trade	Children sent to work/beg Selling household assets Reducing meal size

NFIs

Community	Most common electricity source	Fuel Prices (SYP)*	NFI Prices (SYP)*
Babuline	Generator	B 9000 SYP, C 65 SYP, D 275 SYP, F 75000 SYP	Cement (50kg), Floor mat (3*4m), Plastic tarpaulin (1m²), Tent (5 persons)
Heish	Generator	B 9000 SYP, C 70 SYP, D 275 SYP, F 80000 SYP	Cement (50kg), Floor mat (3*4m), Plastic tarpaulin (1m²), Tent (5 persons)
Kafr Basin	Generator	B 9000 SYP, C 65 SYP, D 275 SYP, F 75000 SYP	Cement (50kg), Floor mat (3*4m), Plastic tarpaulin (1m²), Tent (5 persons)
Kafrsajna	Generator	B 9200 SYP, C 65 SYP, D 275 SYP, F 75000 SYP	Cement (50kg), Floor mat (3*4m), Plastic tarpaulin (1m²), Tent (5 persons)
Maar Hattat	Generator	B 9200 SYP, C 75 SYP, D 275 SYP, F 75000 SYP	Cement (50kg), Floor mat (3*4m), Plastic tarpaulin (1m²), Tent (5 persons)

- Main network
 - Generator
 - No source
 - Solar alternative
 - No information
- Fuel Prices (SYP)*
- B** Butane (cannister)
 - C** Coal (1kg)
 - D** Diesel (1 litre)
 - F** Firewood (1 tonne)
- NFI Prices (SYP)*
- Cement (50kg)
 - Floor mat (3*4m)
 - Plastic tarpaulin (1m²)
 - Tent (5 persons)
- NA: not available for purchase

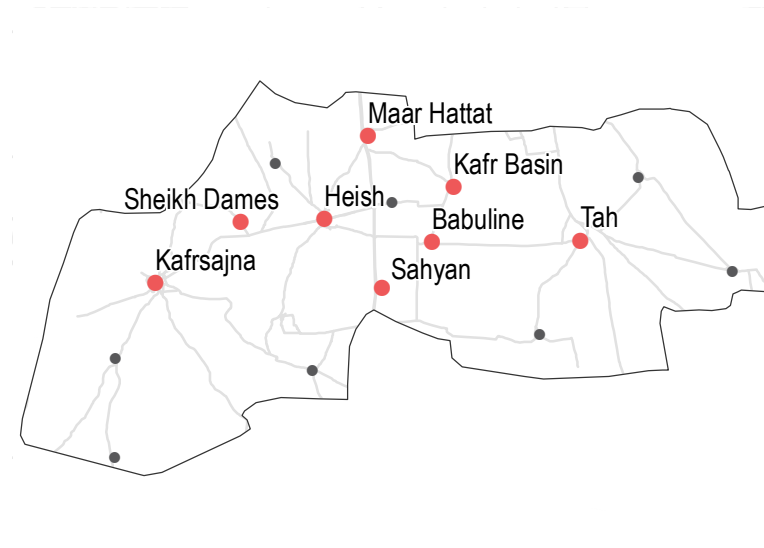
Community	Most common strategies used to cope with a lack of fuel
Babuline	No lack of fuel
Heish	No lack of fuel
Kafr Basin	No lack of fuel
Kafrsajna	No lack of fuel
Maar Hattat	No lack of fuel

WASH

- Most common water source**
- Status of water source**
- Water is safe to drink
 - Water tastes/smells bad
 - People sick after drinking
 - No information
- Sufficiency of available water to meet household needs**
- Sufficient
 - Insufficient
 - No information
- Most common method of garbage disposal**

- Babuline**
- Network
 - Public free collection
- Heish**
- Network
 - Public free collection
- Kafr Basin**
- Water trucking
 - Public free collection
- Kafrsajna**
- Water trucking
 - Public free collection
- Maar Hattat**
- Water trucking
 - Public free collection

8/16 communities assessed (3 communities are shown on the next factsheet): Babuline, Heish, Kafr Basin, Kafrsajna, Maar Hattat



Education

- Status of primary schools in village**
- Functioning
 - Not functioning
 - Not available
 - No information
- Barriers to accessing education services**
- Babuline
 - Heish

- Kafr Basin**
Most children accessed education
- Kafrsajna**
Most children accessed education
- Maar Hattat**
Most children accessed education

Health

	Most common health problems	Most common barriers to accessing healthcare
Babuline	Skin diseases Chronic diseases Severe diseases affecting those aged less than 5	No difficulties reported
Heish	Skin diseases Fever Severe diseases affecting those aged less than 5	No difficulties reported
Kafr Basin	Skin diseases Pregnancy related diseases Severe diseases affecting those aged less than 5	No facilities in the area
Kafrsajna	Skin diseases Pregnancy related diseases Severe diseases affecting those aged less than 5	No difficulties reported
Maar Hattat	Skin diseases Fever Severe diseases affecting those aged less than 5	No difficulties reported

Food Security

- Babuline**
- Bread: 200 SYP
 - Rice: 400 SYP
 - Lentils: 400 SYP
 - Sugar: 400 SYP
 - Cooking oil: 500 SYP
- Private bakeries
 - No difficulties reported
 - 1 to 10
- Heish**
- Bread: 150 SYP
 - Rice: 400 SYP
 - Lentils: 400 SYP
 - Sugar: 400 SYP
 - Cooking oil: 550 SYP
- Public bakeries
 - No difficulties reported
 - 1 to 10
- Kafr Basin**
- Bread: 200 SYP
 - Rice: 400 SYP
 - Lentils: 400 SYP
 - Sugar: 400 SYP
 - Cooking oil: 550 SYP
- Shops
 - No difficulties reported
 - Private bakeries unavailable
- Kafrsajna**
- Bread: 250 SYP
 - Rice: 400 SYP
 - Lentils: 400 SYP
 - Sugar: 400 SYP
 - Cooking oil: 550 SYP
- Private bakeries
 - No difficulties reported
 - 0
- Maar Hattat**
- Bread: 200 SYP
 - Rice: 400 SYP
 - Lentils: 400 SYP
 - Sugar: 400 SYP
 - Cooking oil: 550 SYP
- Shops
 - No difficulties reported
 - Private bakeries unavailable

- Main challenges to obtaining food**
- No challenges
 - Some foods unavailable
 - Local production decreased
 - Lack of access to markets
 - Some foods expensive
 - Lack of resources to buy food
 - Lack of access to fuel
 - Cooking fuel unavailable
 - No information
- Bread (public): 1 pack
Rice: 1kg
Lentils: 1kg
Sugar: 1kg
Cooking oil: 1 litre
- Access to bread**
- Most common source of bread
 - Most common barriers to accessing bread
 - Number of days, per month, where bread from private bakeries was unavailable

Heish 2/2, Idleb Governorate

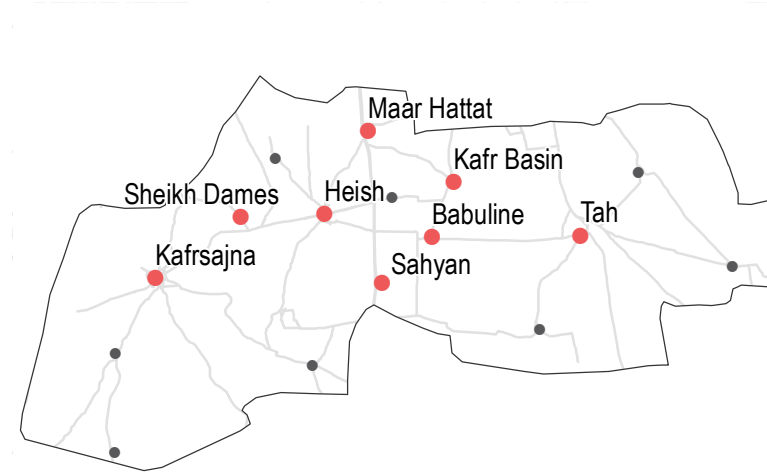
September 2017

Displacement

- % of pre-conflict population remaining
- % of population that are female
- % of female-headed households
- IDPs living in village
- New IDP arrivals
- Returnees

Sahyan	
76-100%	51-75%
Yes	Yes
No	No
Sheikh Dames	
51-75%	51-75%
Yes	No
No	No
Tah	
51-75%	76-100%
Yes	Yes
No	No

• 8/16 communities assessed (5 communities are shown on the previous factsheet): Sahyan, Sheikh Dames, Tah



NFIs

Sahyan

B 7400 SYP	2900 SYP
C 75 SYP	3500 SYP
D 265 SYP	350 SYP
F 78000 SYP	25000 SYP

Sheikh Dames

B 7300 SYP	2800 SYP
C 75 SYP	4000 SYP
D 260 SYP	350 SYP
F 75000 SYP	25000 SYP

Tah

B 9000 SYP	2700 SYP
C 75 SYP	4000 SYP
D 275 SYP	350 SYP
F 75000 SYP	25000 SYP

Most common electricity source

- Main network
- Generator
- No source
- Solar alternative
- No information

Fuel Prices (SYP)*

- B** Butane (cannister)
- C** Coal (1kg)
- D** Diesel (1 litre)
- F** Firewood (1 tonne)

NFI Prices (SYP)*

- Cement (50kg)
- Floor mat (3*4m)
- Plastic tarpaulin (1m²)
- Tent (5 persons)

NA: not available for purchase

Most common strategies used to cope with a lack of fuel

Shelter

- Independent apartment or house
- Shared apartment or house
- Unfinished apartment or house
- Tent
- Private space not for shelter
- Cave/natural shelter
- Collective public space not for shelter
- No IDPs
- No information
- Min - Max: rent paid per room (where known)

Sahyan

NDPs	IDPs
2500 - 3000 SYP	

Sheikh Dames

NDPs	IDPs
3500 - 4000 SYP	

Tah

NDPs	IDPs
No info	

Livelihoods

Most common source of income

Most common strategies used to cope with lack of income / resources

Sahyan

Farm owning
Business/trade
Savings

Children sent to work/beg
Borrowing from family/friends
Reducing meal size

Sheikh Dames

Farm owning
Business/trade
Savings

Children sent to work/beg
Borrowing from family/friends
Skipping meals

Tah

Farm owning
Business/trade
Savings

Children sent to work/beg
Selling household assets
Reducing meal size

Sahyan
No lack of fuel

Sheikh Dames
No lack of fuel

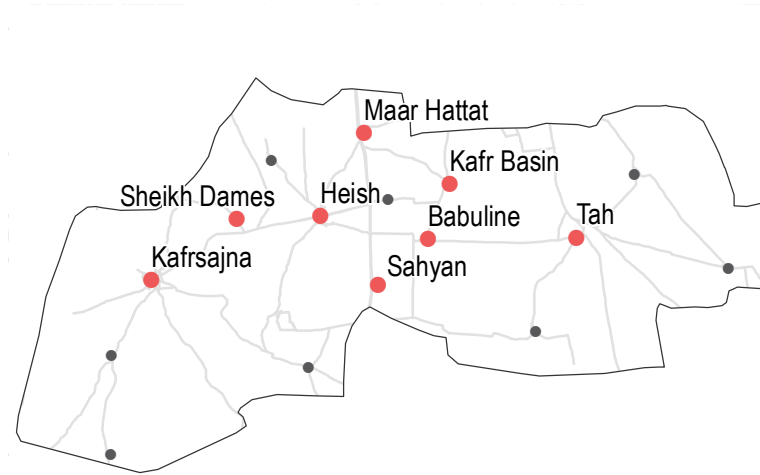
Tah
No lack of fuel

WASH

- Most common water source**
- Status of water source**
- Water is safe to drink
 - Water tastes/smells bad
 - People sick after drinking
 - No information
- Sufficiency of available water to meet household needs**
- Sufficient
 - Insufficient
 - No information
- Most common method of garbage disposal**

- Sahyan**
- Water trucking
 - Public free collection
- Sheikh Dames**
- Water trucking
 - Buried / burned
- Tah**
- Network
 - Public free collection

• 8/16 communities assessed (5 communities are shown on the previous factsheet): Sahyan, Sheikh Dames, Tah



Education

- Status of primary schools in village**
- Functioning
 - Not functioning
 - Not available
 - No information
- Barriers to accessing education services**
- Sahyan**
- Most children accessed education

- Tah**
- Most children accessed education

- Sheikh Dames**
- Most children accessed education

Health

	Most common health problems	Most common barriers to accessing healthcare
Sahyan	Skin diseases Fever Severe diseases affecting those aged less than 5	No facilities in the area
Sheikh Dames	Skin diseases Maternal health issues Severe diseases affecting those aged less than 5	No facilities in the area
Tah	Skin diseases Chronic diseases Severe diseases affecting those aged less than 5	No difficulties reported

Food Security

Sahyan

- Bread: 125 SYP
- Rice: 400 SYP
- Lentils: 400 SYP
- Sugar: 375 SYP
- Cooking oil: 550 SYP
- Shops
- No difficulties reported
- Private bakeries unavailable

Sheikh Dames

- Bread: 250 SYP
- Rice: 450 SYP
- Lentils: 400 SYP
- Sugar: 375 SYP
- Cooking oil: 550 SYP
- Shops
- No difficulties reported
- Private bakeries unavailable

Tah

- Bread: 150 SYP
- Rice: 400 SYP
- Lentils: 400 SYP
- Sugar: 375 SYP
- Cooking oil: 550 SYP
- Public bakeries
- No difficulties reported
- Private bakeries unavailable

- Main challenges to obtaining food**
- No challenges
 - Some foods unavailable
 - Local production decreased
 - Lack of access to markets
 - Some foods expensive
 - Lack of resources to buy food
 - Lack of access to fuel
 - Cooking fuel unavailable
 - No information
- Bread (public): 1 pack
Rice: 1kg
Lentils: 1kg
Sugar: 1kg
Cooking oil: 1 litre
- Access to bread**
- Most common source of bread
 - Most common barriers to accessing bread
 - Number of days, per month, where bread from private bakeries was unavailable

Idleb 1/3, Idleb Governorate

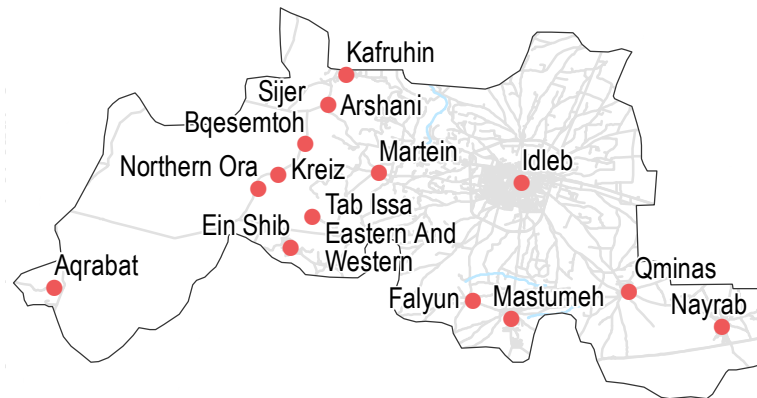
September 2017

Displacement

- % of pre-conflict population remaining
- % of population that are female
- % of female-headed households
- IDPs living in village
- New IDP arrivals
- Returnees

Community	% of pre-conflict population remaining	% of population that are female	% of female-headed households	IDPs living in village	New IDP arrivals	Returnees
Aqrabat	76-100%	51-75%	1-25%	Yes	No	No
Arshani	51-75%	26-50%	1-25%	Yes	No	Yes
Ein Shib	51-75%	26-50%	1-25%	Yes	No	Yes
Falyun	51-75%	26-50%	1-25%	Yes	No	Yes
Idleb	51-75%	26-50%	1-25%	Yes	No	Yes

• 14/19 communities assessed (9 communities are shown on the next two factsheets): Aqrabat, Arshani, Ein Shib, Falyun, Idleb



NFIs

Community	Lightbulb (Electricity)	Generator	NA
Aqrabat	B 6700 SYP	2700 SYP	C 30 SYP
Arshani	D 265 SYP	250 SYP	F 45000 SYP
Ein Shib	B 6800 SYP	3500 SYP	C 400 SYP
Falyun	B 6700 SYP	3300 SYP	C NA
Idleb	B 6800 SYP	2700 SYP	C 400 SYP

- Most common electricity source
- Main network
 - Generator
 - No source
 - Solar alternative
 - No information

- Fuel Prices (SYP)*
- B** Butane (cannister)
 - C** Coal (1kg)
 - D** Diesel (1 litre)
 - F** Firewood (1 tonne)
- NFI Prices (SYP)*
- Cement (50kg)
 - Floor mat (3*4m)
 - Plastic tarpaulin (1m²)
 - Tent (5 persons)
- NA: not available for purchase

Shelter

- Most common shelter
- Independent apartment or house
 - Shared apartment or house
 - Unfinished apartment or house
 - Tent
 - Private space not for shelter
 - Cave/natural shelter
 - Collective public space not for shelter
 - No IDPs
 - No information
- Min - Max: rent paid per room (where known)

Community	NDPs	IDPs	Min - Max: rent paid per room (where known)
Aqrabat			8000 - 12000 SYP
Arshani			4000 - 5000 SYP
Ein Shib			5000 - 5500 SYP
Falyun			No info
Idleb			8000 - 12000 SYP

Livelihoods

Most common source of income

Most common strategies used to cope with lack of income / resources

Community	Most common source of income	Most common strategies used to cope with lack of income / resources
Aqrabat	Farm owning Business/trade Remittances	Borrowing from family/friends Skipping meals Reducing meal size
Arshani	Daily employment Farm owning Business/trade	Children sent to work/beg
Ein Shib	Daily employment Business/trade Remittances	Children sent to work/beg
Falyun	Daily employment Business/trade Remittances	Children sent to work/beg
Idleb	Daily employment Business/trade Remittances	Children sent to work/beg

Community	Lightbulb (Electricity)	Generator	NA
Ein Shib	B 6700 SYP	3500 SYP	C 400 SYP
Ein Shib	D 300 SYP	1000 SYP	F 62500 SYP
Ein Shib	F 60000 SYP	NA	NA

Aqrabat
No lack of fuel

Arshani
No lack of fuel

Ein Shib
No lack of fuel

Most common strategies used to cope with a lack of fuel

Falyun
No lack of fuel

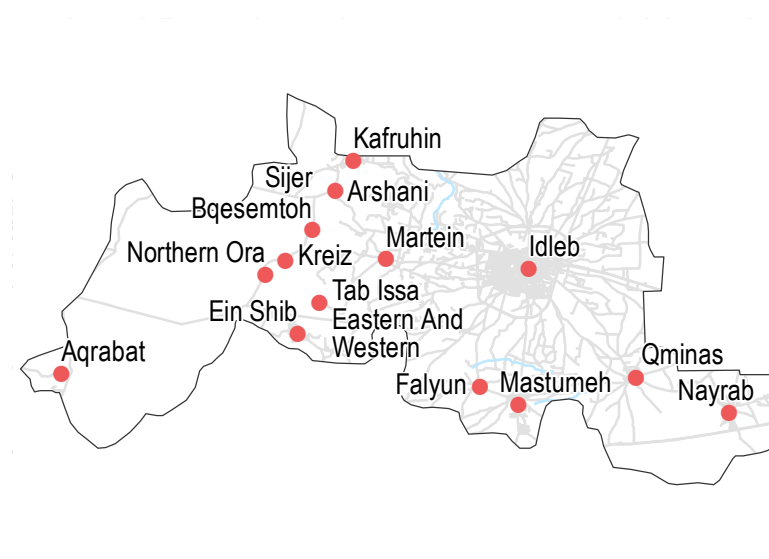
Idleb
No lack of fuel

WASH

- Most common water source**
- Status of water source**
- Water is safe to drink
 - Water tastes/smells bad
 - People sick after drinking
 - No information
- Sufficiency of available water to meet household needs**
- Sufficient
 - Insufficient
 - No information
- Most common method of garbage disposal**

- Aqrabat**
- Water trucking
 - Public free collection
- Arshani**
- Water trucking
 - Private paid collection
- Ein Shib**
- Closed well
 - Private paid collection
- Falyun**
- Closed well
 - Private paid collection
- Idleb**
- Network
 - Private paid collection

• 14/19 communities assessed (9 communities are shown on the next two factsheets): Aqrabat, Arshani, Ein Shib, Falyun, Idleb



Education

- Status of primary schools in village**
- Functioning
 - Not functioning
 - Not available
 - No information
- Barriers to accessing education services**

- Ein Shib**
Most children accessed education
- Falyun**
Most children accessed education
- Idleb**
Most children accessed education

- Aqrabat**
Most children accessed education
- Arshani**
Most children accessed education

Health

- Most common health problems**
- Most common barriers to accessing healthcare**

Sub-district	Most common health problems	Most common barriers to accessing healthcare
Aqrabat	Pregnancy related diseases Maternal health issues Severe diseases affecting those aged less than 5	No difficulties reported
Arshani	Maternal health issues Acute respiratory infections Severe diseases affecting those aged less than 5	No facilities in the area
Ein Shib	Disabilities Pregnancy related diseases Acute respiratory infections	No difficulties reported
Falyun	Diarrhoea Pregnancy related diseases Severe diseases affecting those aged less than 5	No difficulties reported
Idleb	Disabilities Maternal health issues Severe diseases affecting those aged less than 5	No difficulties reported

Food Security

- Aqrabat**
- Bread: no info
 - Rice: 300 SYP
 - Lentils: 308 SYP
 - Sugar: 265 SYP
 - Cooking oil: 500 SYP
 - Private bakeries
 - No difficulties reported
- Arshani**
- Bread: no info
 - Rice: 400 SYP
 - Lentils: 375 SYP
 - Sugar: 375 SYP
 - Cooking oil: 575 SYP
 - Private bakeries
 - No difficulties reported
- Ein Shib**
- Bread: 140 SYP
 - Rice: 400 SYP
 - Lentils: 375 SYP
 - Sugar: 400 SYP
 - Cooking oil: 575 SYP
 - Shops
 - No difficulties reported
 - Private bakeries unavailable
- Falyun**
- Bread: no info
 - Rice: 400 SYP
 - Lentils: 350 SYP
 - Sugar: 400 SYP
 - Cooking oil: 550 SYP
 - Private bakeries
 - No difficulties reported
- Idleb**
- Bread: 125 SYP
 - Rice: 400 SYP
 - Lentils: 325 SYP
 - Sugar: 400 SYP
 - Cooking oil: 550 SYP
 - Public bakeries
 - No difficulties reported

- Main challenges to obtaining food**
- No challenges
 - Some foods unavailable
 - Local production decreased
 - Lack of access to markets
 - Some foods expensive
 - Lack of resources to buy food
 - Lack of access to fuel
 - Cooking fuel unavailable
 - No information
- Bread (public): 1 pack**
Rice: 1kg
Lentils: 1kg
Sugar: 1kg
Cooking oil: 1 litre
- Access to bread**
- Most common source of bread
 - Most common barriers to accessing bread
 - Number of days, per month, where bread from private bakeries was unavailable

Idleb 2/3, Idleb Governorate

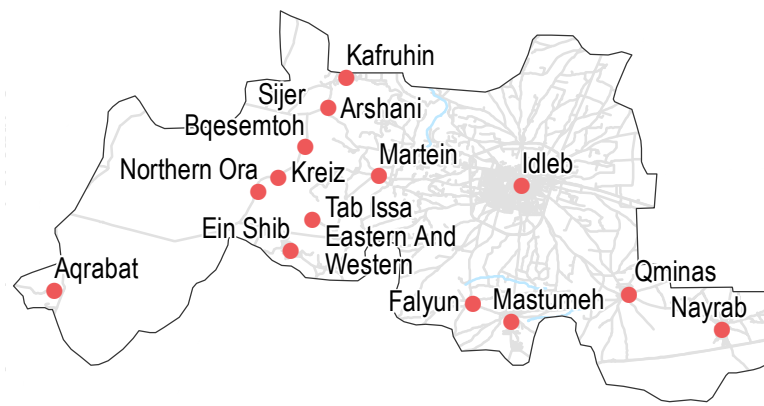
September 2017

Displacement

- % of pre-conflict population remaining
- % of population that are female
- % of female-headed households
- IDPs living in village
- New IDP arrivals
- Returnees

Community	% of pre-conflict population remaining	% of population that are female	% of female-headed households	IDPs living in village	New IDP arrivals	Returnees
Kafruhin	51-75%	26-50%	1-25%	Yes	No	Yes
Kreiz	51-75%	26-50%	1-25%	Yes	No	Yes
Martein	51-75%	26-50%	1-25%	Yes	No	No
Mastumeh	51-75%	26-50%	1-25%	Yes	No	No
Nayrab	51-75%	26-50%	1-25%	Yes	No	Yes

• 14/19 communities assessed (5 communities are shown on the previous factsheet, 4 communities are shown on the next factsheet): Kafruhin, Kreiz, Marte in, Mastumeh, Nayrab



NFIs

Community	NA	2500 SYP	1100 SYP	63000 SYP
Kafruhin	B 6800 SYP	C 400 SYP	D 325 SYP	F 68500 SYP
Mastumeh	B 6900 SYP	C 400 SYP	D 325 SYP	F 63000 SYP
Kreiz	B 7000 SYP	C 400 SYP	D 325 SYP	F 65000 SYP
Nayrab	B 7000 SYP	C 425 SYP	D 325 SYP	F 65000 SYP
Martein	B 7000 SYP	C NA	D 325 SYP	F 65000 SYP

- Most common electricity source
- Main network
 - Generator
 - No source
 - Solar alternative
 - No information
- Fuel Prices (SYP)*
- B** Butane (cannister)
 - C** Coal (1kg)
 - D** Diesel (1 litre)
 - F** Firewood (1 tonne)
- NFI Prices (SYP)*
- Cement (50kg)
 - Floor mat (3*4m)
 - Plastic tarpaulin (1m²)
 - Tent (5 persons)
- NA: not available for purchase

Shelter

- Most common shelter
- Independent apartment or house
 - Shared apartment or house
 - Unfinished apartment or house
 - Tent
 - Private space not for shelter
 - Cave/natural shelter
 - Collective public space not for shelter
 - No IDPs
 - No information
- Min - Max: rent paid per room (where known)

Community	NDPs	IDPs	Price Range (SYP)
Kafruhin			3500 - 4500 SYP
Kreiz			4500 - 5500 SYP
Martein			3000 - 3500 SYP
Mastumeh			No info
Nayrab			6500 - 7500 SYP

Livelihoods

Community	Most common source of income	Most common strategies used to cope with lack of income / resources
Kafruhin	Daily employment Business/trade Remittances	Children sent to work/beg
Kreiz	Farm owning Business/trade Remittances	Children sent to work/beg
Martein	Daily employment Business/trade Remittances	Children sent to work/beg
Mastumeh	Daily employment Farm owning Business/trade	Children sent to work/beg
Nayrab	Daily employment Farm owning Business/trade	Children sent to work/beg

Kafruhin
No lack of fuel

Kreiz
No lack of fuel

Mastumeh
No lack of fuel

Martein
No lack of fuel

Nayrab
No lack of fuel

Most common strategies used to cope with a lack of fuel

Idleb 2/3, Idleb Governorate

September 2017

WASH

- Most common water source**
- Water is safe to drink
 - Water tastes/smells bad
 - People sick after drinking
 - No information
- Sufficiency of available water to meet household needs**
- Sufficient
 - Insufficient
 - No information
- Most common method of garbage disposal**

Kafruhin

- Water trucking
- Private paid collection

Kreiz

- Closed well
- Private paid collection

Martein

- Network
- Private paid collection

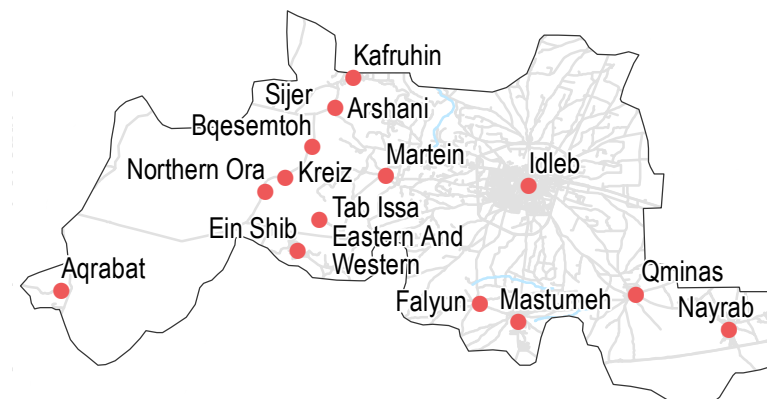
Mastumeh

- Network
- Private paid collection

Nayrab

- Closed well
- Private paid collection

• 14/19 communities assessed (5 communities are shown on the previous factsheet, 4 communities are shown on the next factsheet): Kafruhin, Kreiz, Marte in, Mastumeh, Nayrab



Education

- Status of primary schools in village**
- Functioning
 - Not functioning
 - Not available
 - No information
- Barriers to accessing education services**

Martein

Most children accessed education

Mastumeh

Most children accessed education

Kafruhin

Most children accessed education

Kreiz

Most children accessed education

Health

Most common health problems

Most common barriers to accessing healthcare

Kafruhin

Pregnancy related diseases
Acute respiratory infections
Severe diseases affecting those aged less than 5

No difficulties reported

Kreiz

Disabilities
Acute respiratory infections
Severe diseases affecting those aged less than 5

No facilities in the area

Martein

Chronic diseases
Acute respiratory infections
Severe diseases affecting those aged less than 5

No facilities in the area

Mastumeh

Pregnancy related diseases
Acute respiratory infections
Severe diseases affecting those aged less than 5

No difficulties reported

Nayrab

Disabilities
Acute respiratory infections
Severe diseases affecting those aged less than 5

No difficulties reported

Food Security

Kafruhin

- Bread: 140 SYP
- Rice: 400 SYP
- Lentils: 350 SYP
- Sugar: 375 SYP
- Cooking oil: 550 SYP

Shops

No difficulties reported

Private bakeries unavailable

Kreiz

- Bread: 150 SYP
- Rice: 400 SYP
- Lentils: 375 SYP
- Sugar: 375 SYP
- Cooking oil: 575 SYP

Shops

No difficulties reported

Private bakeries unavailable

Martein

- Bread: 200 SYP
- Rice: 450 SYP
- Lentils: 350 SYP
- Sugar: 375 SYP
- Cooking oil: 550 SYP

Shops

No difficulties reported

Private bakeries unavailable

Mastumeh

- Bread: 140 SYP
- Rice: 400 SYP
- Lentils: 350 SYP
- Sugar: 400 SYP
- Cooking oil: 550 SYP

Shops

No difficulties reported

Private bakeries unavailable

Nayrab

- Bread: 140 SYP
- Rice: 400 SYP
- Lentils: 375 SYP
- Sugar: 400 SYP
- Cooking oil: 550 SYP

Private bakeries

No difficulties reported

0

Main challenges to obtaining food

- No challenges
- Some foods unavailable
- Local production decreased
- Lack of access to markets
- Some foods expensive
- Lack of resources to buy food
- Lack of access to fuel
- Cooking fuel unavailable
- No information

Bread (public): 1 pack
Rice: 1kg
Lentils: 1kg
Sugar: 1kg
Cooking oil: 1 litre

Access to bread

- Most common source of bread
- Most common barriers to accessing bread
- Number of days, per month, where bread from private bakeries was unavailable

Idleb 3/3, Idleb Governorate

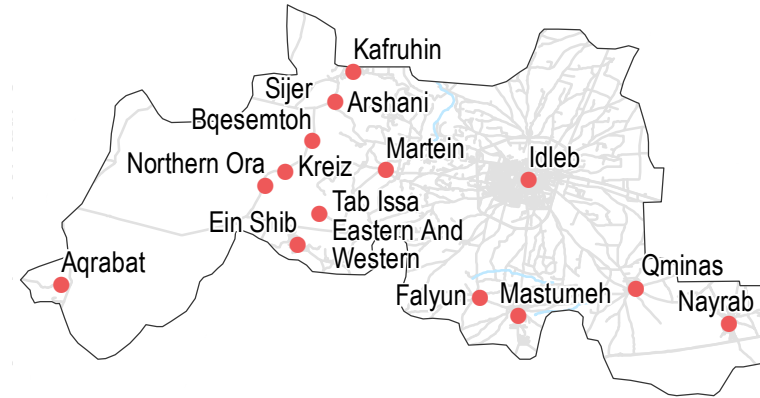
September 2017

Displacement

- % of pre-conflict population remaining
- % of population that are female
- % of female-headed households
- IDPs living in village
- New IDP arrivals
- Returnees

Sub-district	% of pre-conflict population remaining	% of population that are female	% of female-headed households	IDPs living in village	New IDP arrivals	Returnees
Northern Ora	51-75%	26-50%	1-25%	Yes	No	Yes
Qminas	51-75%	26-50%	1-25%	Yes	No	Yes
Sijer Bqesemtoh	51-75%	26-50%	1-25%	Yes	No	Yes
Tab Issa Eastern And Western	51-75%	26-50%	1-25%	Yes	No	No

• 14/19 communities assessed (10 communities are shown on the previous two factsheets): Northern Ora, Qminas, Sijer Bqesemtoh, Tab Issa Eastern And Western



NFIs

Sub-district	Most common electricity source	Fuel Prices (SYP)*	NFI Prices (SYP)*
Northern Ora	B 7000 SYP, C 400 SYP, D 325 SYP, F 68500 SYP	Butane (cannister) 2900 SYP, Coal (1kg) 2500 SYP, Diesel (1 litre) 1100 SYP, Firewood (1 tonne) NA	Cement (50kg) NA, Floor mat (3*4m) NA, Plastic tarpaulin (1m²) NA, Tent (5 persons) NA
Tab Issa Eastern And Western	B 7200 SYP, C NA, D 325 SYP, F NA	Butane (cannister) NA, Coal (1kg) 2500 SYP, Diesel (1 litre) 1100 SYP, Firewood (1 tonne) NA	Cement (50kg) NA, Floor mat (3*4m) NA, Plastic tarpaulin (1m²) NA, Tent (5 persons) NA
Qminas	B 6900 SYP, C NA, D 325 SYP, F 60000 SYP	Butane (cannister) 3500 SYP, Coal (1kg) 2600 SYP, Diesel (1 litre) 1000 SYP, Firewood (1 tonne) NA	Cement (50kg) NA, Floor mat (3*4m) NA, Plastic tarpaulin (1m²) NA, Tent (5 persons) NA
Sijer Bqesemtoh	B 7000 SYP, C 400 SYP, D 325 SYP, F 65000 SYP	Butane (cannister) 2800 SYP, Coal (1kg) 2500 SYP, Diesel (1 litre) 1100 SYP, Firewood (1 tonne) NA	Cement (50kg) NA, Floor mat (3*4m) NA, Plastic tarpaulin (1m²) NA, Tent (5 persons) NA

Shelter

- Independent apartment or house
- Shared apartment or house
- Unfinished apartment or house
- Tent
- Private space not for shelter
- Cave/natural shelter
- Collective public space not for shelter
- No IDPs
- No information
- Min - Max: rent paid per room (where known)

Sub-district	Most common shelter	Min - Max: rent paid per room (where known)
Northern Ora	Green house icon, Light green house icon	4000 - 4500 SYP
Qminas	Green house icon, Light green house icon	No info
Sijer Bqesemtoh	Green house icon, Light green house icon	4000 - 4500 SYP
Tab Issa Eastern And Western	Green house icon, Light green house icon	no info

Livelihoods

Sub-district	Most common source of income	Most common strategies used to cope with lack of income / resources
Northern Ora	Daily employment, Farm owning, Remittances	Children sent to work/beg
Qminas	Daily employment, Farm owning, Business/trade	Children sent to work/beg
Sijer Bqesemtoh	Daily employment, Farm owning, Business/trade	Children sent to work/beg
Tab Issa Eastern And Western	Daily employment, Farm owning, Business/trade	Children sent to work/beg

Sub-district	Most common strategies used to cope with a lack of fuel
Northern Ora	No lack of fuel
Qminas	No lack of fuel
Sijer Bqesemtoh	No lack of fuel
Tab Issa Eastern And Western	No lack of fuel

WASH

Most common water source

Status of water source

- Water is safe to drink
- Water tastes/smells bad
- People sick after drinking
- No information

Sufficiency of available water to meet household needs

- Sufficient
- Insufficient
- No information

Most common method of garbage disposal

Northern Ora

- Closed well
- Private paid collection

Qminas

- Water trucking
- Private paid collection

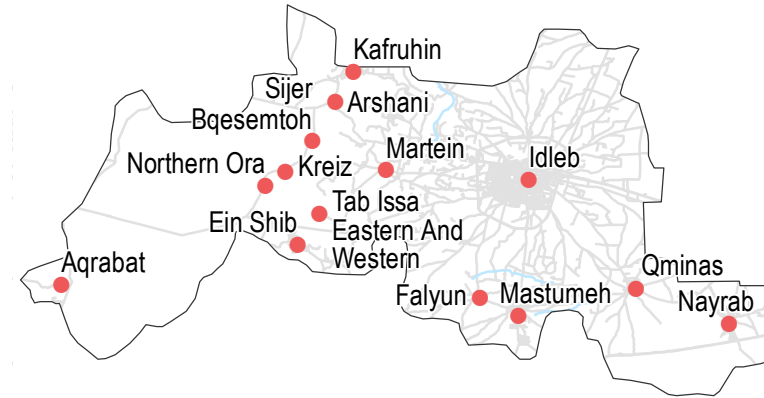
Sijer Bqesemtoh

- Closed well
- Private paid collection

Tab Issa Eastern And Western

- Water trucking
- Private paid collection

14/19 communities assessed (10 communities are shown on the previous two factsheets): Northern Ora, Qminas, Sijer Bqesemtoh, Tab Issa Eastern And Western



Food Security

Northern Ora

- Bread: 140 SYP
- Rice: 450 SYP
- Lentils: 350 SYP
- Sugar: 400 SYP
- Cooking oil: 550 SYP

Qminas

- Bread: no info
- Rice: 400 SYP
- Lentils: 350 SYP
- Sugar: 400 SYP
- Cooking oil: 550 SYP

Sijer Bqesemtoh

- Bread: 125 SYP
- Rice: 400 SYP
- Lentils: 375 SYP
- Sugar: 400 SYP
- Cooking oil: 550 SYP

Tab Issa Eastern And Western

- Bread: 150 SYP
- Rice: 400 SYP
- Lentils: 375 SYP
- Sugar: 400 SYP
- Cooking oil: 600 SYP

Main challenges to obtaining food

- No challenges
- Some foods unavailable
- Local production decreased
- Lack of access to markets
- Some foods expensive
- Lack of resources to buy food
- Lack of access to fuel
- Cooking fuel unavailable
- No information

Access to bread

- Most common source of bread
- Most common barriers to accessing bread
- Number of days, per month, where bread from private bakeries was unavailable

Education

Status of primary schools in village

- Functioning
- Not functioning
- Not available
- No information

Barriers to accessing education services

Northern Ora

Most children accessed education

Qminas

Most children accessed education

Sijer Bqesemtoh

Most children accessed education

Tab Issa Eastern And Western

Most children accessed education

Health

Most common health problems

Most common barriers to accessing healthcare

Northern Ora	Pregnancy related diseases Acute respiratory infections Severe diseases affecting those aged less than 5	No facilities in the area
Qminas	Disabilities Diarrhoea Acute respiratory infections	No facilities in the area
Sijer Bqesemtoh	Disabilities Maternal health issues Severe diseases affecting those aged less than 5	No difficulties reported
Tab Issa Eastern And Western	Diarrhoea Acute respiratory infections Severe diseases affecting those aged less than 5	No facilities in the area

Janudiyeh, Idleb Governorate

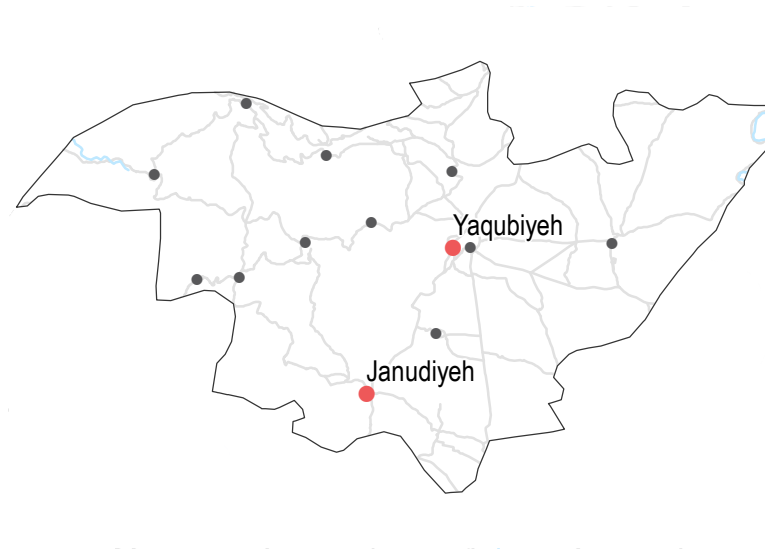
September 2017

Displacement

- % of pre-conflict population remaining
- % of population that are female
- % of female-headed households
- IDPs living in village
- New IDP arrivals
- Returnees

Janudiyeh		
76-100%	26-50%	1-25%
Yes	Yes	Yes
Yaqubiyeh		
1-25%	26-50%	1-25%
Yes	Yes	No

• 2/13 communities assessed: Janudiyeh, Yaqubiyeh



Shelter

- Independent apartment or house
 - Shared apartment or house
 - Unfinished apartment or house
 - Tent
 - Private space not for shelter
 - Cave/natural shelter
 - Collective public space not for shelter
 - No IDPs
 - No information
- Min - Max: rent paid per room (where known)

Janudiyeh	
NDPs	IDPs
4000 - 5000 SYP	
Yaqubiyeh	
NDPs	IDPs
No info	

Livelihoods

	Most common source of income	Most common strategies used to cope with lack of income / resources
Janudiyeh	Daily employment Farm owning Business/trade	Borrowing from family/friends Selling household assets
Yaqubiyeh	Daily employment Business/trade	Borrowing from family/friends Selling household assets

NFIs

Janudiyeh

B 8000 SYP	2700 SYP
C NA	5000 SYP
D 250 SYP	NA
F 70000 SYP	NA

Yaqubiyeh

B 8000 SYP	2700 SYP
C NA	4000 SYP
D 250 SYP	NA
F 70000 SYP	NA

- Most common electricity source
- Main network
 - Generator
 - No source
 - Solar alternative
 - No information
- Fuel Prices (SYP)*
- B** Butane (cannister)
 - C** Coal (1kg)
 - D** Diesel (1 litre)
 - F** Firewood (1 tonne)
- NFI Prices (SYP)*
- Cement (50kg)
 - Floor mat (3*4m)
 - Plastic tarpaulin (1m²)
 - Tent (5 persons)
- NA: not available for purchase

Janudiyeh

- Burning furniture in use
- Burning clothes
- Burning plastics

Yaqubiyeh

- Burning furniture in use
- Burning clothes
- Burning plastics

- Most common strategies used to cope with a lack of fuel

Janudiyeh, Idleb Governorate

WASH

- Most common water source
- Status of water source
- Water is safe to drink
 - Water tastes/smells bad
 - People sick after drinking
 - No information
- Sufficiency of available water to meet household needs
- Sufficient
 - Insufficient
 - No information
- Most common method of garbage disposal

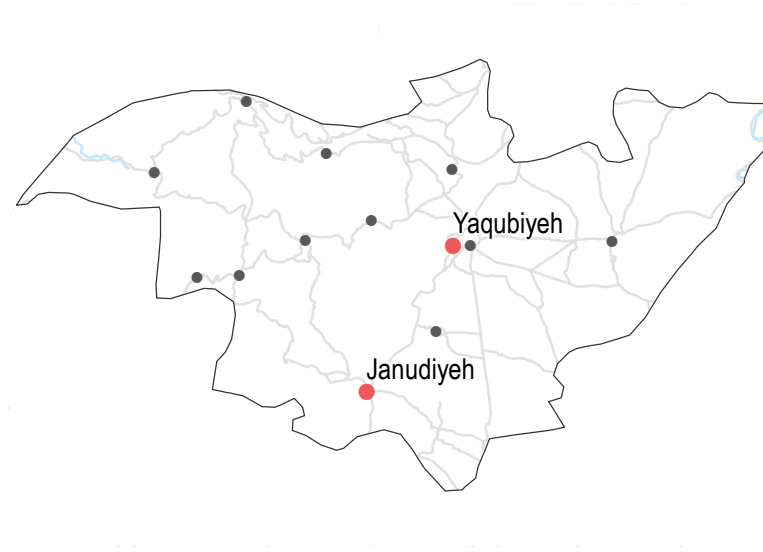
Janudiyeh

- Water trucking
- Private paid collection

Yaqubiyeh

- Water trucking
- Private paid collection

• 2/13 communities assessed: Janudiyeh, Yaqubiyeh



Education

- Status of primary schools in village
- Functioning
 - Not functioning
 - Not available
 - No information
- Barriers to accessing education services

Janudiyeh
Most children accessed education

Yaqubiyeh
Most children accessed education

Health

- | Most common health problems | Most common barriers to accessing healthcare |
|---|--|
| Janudiyeh
Skin diseases
Pregnancy related diseases
Symptoms of psychological trauma | No difficulties reported |
| Yaqubiyeh
Diarrhoea
Skin diseases
Acute respiratory infections | No difficulties reported |

Food Security

Janudiyeh

- Government distribution
- Bread: 120 SYP
- Rice: 400 SYP
- Lentils: 400 SYP
- Sugar: 400 SYP
- Cooking oil: 600 SYP
- No difficulties reported
- 0

Yaqubiyeh

- Government distribution
- Bread: 125 SYP
- Rice: 400 SYP
- Lentils: 500 SYP
- Sugar: 400 SYP
- Cooking oil: 600 SYP
- No difficulties reported
- Private bakeries unavailable

Main challenges to obtaining food

- No challenges
- Some foods unavailable
- Local production decreased
- Lack of access to markets
- Some foods expensive
- Lack of resources to buy food
- Lack of access to fuel
- Cooking fuel unavailable
- No information

Bread (public): 1 pack
Rice: 1kg
Lentils: 1kg
Sugar: 1kg
Cooking oil: 1 litre

Access to bread

- Most common source of bread
- Most common barriers to accessing bread
- Number of days, per month, where bread from private bakeries was unavailable

Kafr Nobol, Idleb Governorate

September 2017

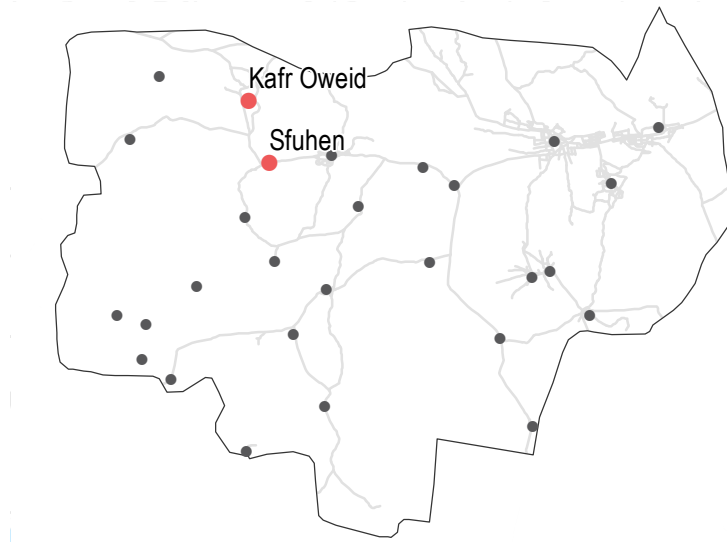
Displacement

- % of pre-conflict population remaining
- % of population that are female
- % of female-headed households
- IDPs living in village
- New IDP arrivals
- Returnees

Kafr Oweid		
76-100%	1-25%	1-25%
Yes	Yes	No

Sfuhen		
1-25%	1-25%	1-25%
Yes	Yes	No

• 2/28 communities assessed: Kafr Oweid, Sfuhen



NFIs

☀️ Kafr Oweid

B 7300 SYP	2600 SYP
C 65 SYP	4000 SYP
D 260 SYP	850 SYP
F 66000 SYP	NA

☀️ Sfuhen

B 7500 SYP	2600 SYP
C 70 SYP	4000 SYP
D 255 SYP	850 SYP
F 66000 SYP	NA

Most common electricity source

- Main network
- Generator
- No source
- Solar alternative
- No information

Fuel Prices (SYP)*

- B** Butane (cannister)
- C** Coal (1kg)
- D** Diesel (1 litre)
- F** Firewood (1 tonne)

NFI Prices (SYP)*

- Cement (50kg)
- Floor mat (3*4m)
- Plastic tarpaulin (1m²)
- Tent (5 persons)

NA: not available for purchase

Shelter

- Independent apartment or house
 - Shared apartment or house
 - Unfinished apartment or house
 - Tent
 - Private space not for shelter
 - Cave/natural shelter
 - Collective public space not for shelter
 - No IDPs
 - No information
- Min - Max: rent paid per room (where known)

Kafr Oweid

NDPs	IDPs
1500 - 2000 SYP	

Sfuhen

NDPs	IDPs
1500 - 2000 SYP	

Livelihoods

Most common source of income

Most common strategies used to cope with lack of income / resources

Kafr Oweid

Daily employment
Farm owning
Sale of humanitarian aid

Borrowing from family/friends
Selling household assets

Sfuhen

Daily employment
Farm owning
Sale of humanitarian aid

Borrowing from family/friends
Selling household assets

🔥 Kafr Oweid

No lack of fuel

🔥 Sfuhen

No lack of fuel

Most common strategies used to cope with a lack of fuel

Kafr Nobol, Idleb Governorate

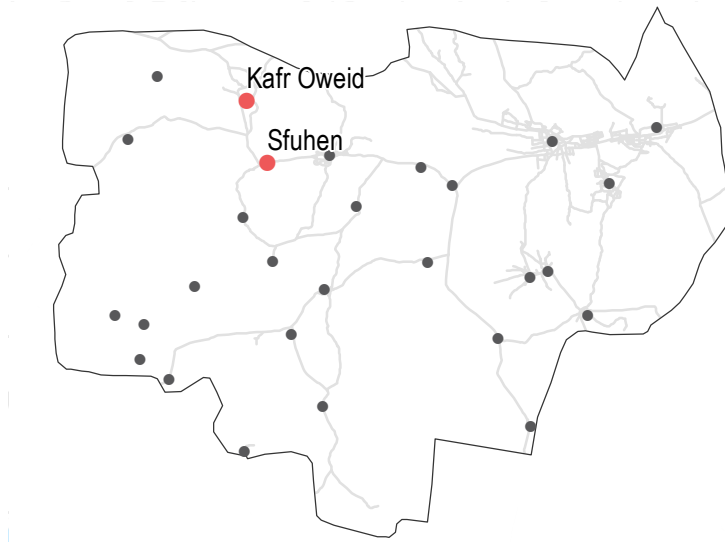
September 2017

WASH

- Most common water source
- Status of water source
 - Water is safe to drink
 - Water tastes/smells bad
 - People sick after drinking
 - No information
- Sufficiency of available water to meet household needs
 - Sufficient
 - Insufficient
 - No information
- Most common method of garbage disposal

- Kafr Oweid**
- Water trucking
 - Public free collection
- Sfuhen**
- Water trucking
 - Public free collection

• 2/28 communities assessed: Kafr Oweid, Sfuhen



Food Security

Kafr Oweid

- Shops
- Bread: 75 SYP
- Rice: 500 SYP
- Lentils: 375 SYP
- Sugar: 375 SYP
- Cooking oil: 600 SYP
- No difficulties reported
- 0

Sfuhen

- Shops
- Bread: 100 SYP
- Rice: 500 SYP
- Lentils: 375 SYP
- Sugar: 375 SYP
- Cooking oil: 600 SYP
- No difficulties reported
- 0

Main challenges to obtaining food

- No challenges
- Some foods unavailable
- Local production decreased
- Lack of access to markets
- Some foods expensive
- Lack of resources to buy food
- Lack of access to fuel
- Cooking fuel unavailable
- No information
- Bread (public): 1 pack
- Rice: 1kg
- Lentils: 1kg
- Sugar: 1kg
- Cooking oil: 1 litre

Access to bread

- Most common source of bread
- Most common barriers to accessing bread
- Number of days, per month, where bread from private bakeries was unavailable

Education

- Status of primary schools in village
 - Functioning
 - Not functioning
 - Not available
 - No information
- Barriers to accessing education services

Kafr Oweid
Most children accessed education

Sfuhen
Most children accessed education

Health

- Most common health problems
- Most common barriers to accessing healthcare

Kafr Oweid

- Disabilities
- Pregnancy related diseases
- Severe diseases affecting those aged less than 5

No difficulties reported

Sfuhen

- Disabilities
- Pregnancy related diseases
- Severe diseases affecting those aged less than 5

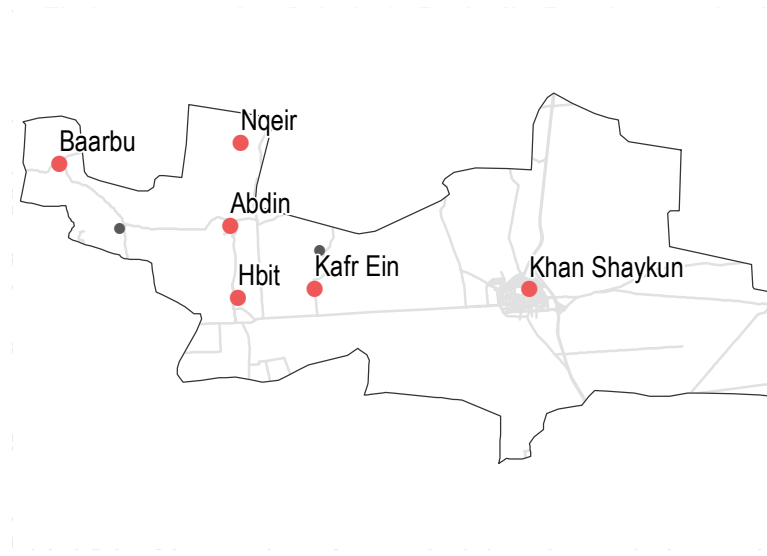
No difficulties reported

Displacement

- % of pre-conflict population remaining
- % of population that are female
- % of female-headed households
- IDPs living in village
- New IDP arrivals
- Returnees

Community	% of pre-conflict population remaining	% of population that are female	% of female-headed households	IDPs living in village	New IDP arrivals	Returnees
Abdin	51-75%	26-50%	1-25%	Yes	No	No
Baarbu	51-75%	51-75%	1-25%	Yes	Yes	No
Hbit	26-50%	26-50%	1-25%	Yes	No	No

• 6/8 communities assessed (3 communities are shown on the next factsheet): Abdin, Baarbu, Hbit



Shelter

- Independent apartment or house
- Shared apartment or house
- Unfinished apartment or house
- Tent
- Private space not for shelter
- Cave/natural shelter
- Collective public space not for shelter
- No IDPs
- No information
- Min - Max: rent paid per room (where known)

Community	Most common shelter	NDPs	IDPs
Abdin	Independent apartment or house	1000 - 1500 SYP	
Baarbu	Shared apartment or house	4000 - 4500 SYP	
Hbit	Unfinished apartment or house	3000 - 3500 SYP	

Livelihoods

Community	Most common source of income	Most common strategies used to cope with lack of income / resources
Abdin	Sale of household assets Farm owning Business/trade	Borrowing from family/friends Selling household assets Reducing meal size
Baarbu	Sale of household assets Farm owning Business/trade	Children sent to work/beg Borrowing from family/friends Skipping meals
Hbit	Sale of household assets Farm owning Business/trade	Selling household assets Reducing meal size

NFIs

Community	Most common electricity source	Fuel Prices (SYP)*	NFI Prices (SYP)*
Abdin	Main network	Butane (cannister): 9000 SYP	Cement (50kg): 9000 SYP
	Generator	Coal (1kg): 65 SYP	Floor mat (3*4m): 7600 SYP
	No source	Diesel (1 litre): 275 SYP	Plastic tarpaulin (1m²): 75 SYP
	Solar alternative	Firewood (1 tonne): 80000 SYP	Tent (5 persons): 260 SYP
	No information		NA: not available for purchase
Baarbu	Generator	Butane (cannister): 7600 SYP	Cement (50kg): 7600 SYP
	No source	Coal (1kg): 75 SYP	Floor mat (3*4m): 75 SYP
	Solar alternative	Diesel (1 litre): 260 SYP	Plastic tarpaulin (1m²): 260 SYP
	No information	Firewood (1 tonne): 70000 SYP	Tent (5 persons): 70000 SYP
Hbit	Generator	Butane (cannister): 9000 SYP	Cement (50kg): 9000 SYP
	No source	Coal (1kg): 65 SYP	Floor mat (3*4m): 65 SYP
	Solar alternative	Diesel (1 litre): 275 SYP	Plastic tarpaulin (1m²): 275 SYP
	No information	Firewood (1 tonne): 78000 SYP	Tent (5 persons): 78000 SYP

- Abdin**: No lack of fuel
- Baarbu**: No lack of fuel
- Hbit**: No lack of fuel

- Most common electricity source
- Main network
- Generator
- No source
- Solar alternative
- No information
- Fuel Prices (SYP)*
- Butane (cannister)
- Coal (1kg)
- Diesel (1 litre)
- Firewood (1 tonne)
- NFI Prices (SYP)*
- Cement (50kg)
- Floor mat (3*4m)
- Plastic tarpaulin (1m²)
- Tent (5 persons)
- NA: not available for purchase

- Most common strategies used to cope with a lack of fuel

WASH

Most common water source

Status of water source

- Water is safe to drink
- Water tastes/smells bad
- People sick after drinking
- No information

Sufficiency of available water to meet household needs

- Sufficient
- Insufficient
- No information

Most common method of garbage disposal

Abdin

- Network
- Buried / burned

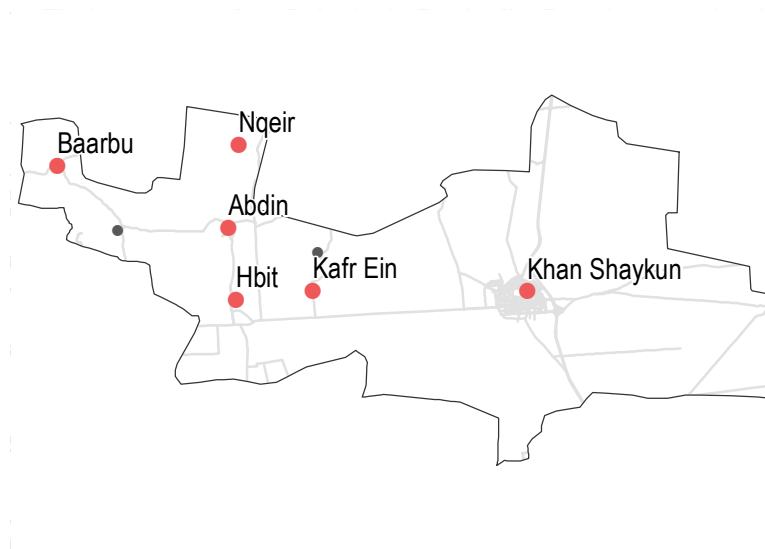
Baarbu

- Network
- Buried / burned

Hbit

- Water trucking
- Public free collection

6/8 communities assessed (3 communities are shown on the next factsheet): Abdin, Baarbu, Hbit



Education

Status of primary schools in village

- Functioning
- Not functioning
- Not available
- No information

Barriers to accessing education services

Abdin

Most children accessed education

Hbit

Most children accessed education

Baarbu

Most children accessed education

Health

	Most common health problems	Most common barriers to accessing healthcare
Abdin	Skin diseases Pregnancy related diseases Severe diseases affecting those aged less than 5	No facilities in the area
Baarbu	Diarrhoea Skin diseases Maternal health issues	No facilities in the area
Hbit	Skin diseases Chronic diseases Pregnancy related diseases	No facilities in the area

Food Security

Abdin

Bread: 150 SYP
 Rice: 400 SYP
 Lentils: 400 SYP
 Sugar: 400 SYP
 Cooking oil: 550 SYP

- Public bakeries
- No difficulties reported
- Private bakeries unavailable

Baarbu

Bread: no info
 Rice: 400 SYP
 Lentils: 400 SYP
 Sugar: 375 SYP
 Cooking oil: 550 SYP

- Shops
- No difficulties reported
- Private bakeries unavailable

Hbit

Bread: 150 SYP
 Rice: 400 SYP
 Lentils: 400 SYP
 Sugar: 400 SYP
 Cooking oil: 500 SYP

- Private bakeries
- No difficulties reported
- 1 to 10

Main challenges to obtaining food

- No challenges
- Some foods unavailable
- Local production decreased
- Lack of access to markets
- Some foods expensive
- Lack of resources to buy food
- Lack of access to fuel
- Cooking fuel unavailable
- No information

Bread (public): 1 pack
 Rice: 1kg
 Lentils: 1kg
 Sugar: 1kg
 Cooking oil: 1 litre

Access to bread

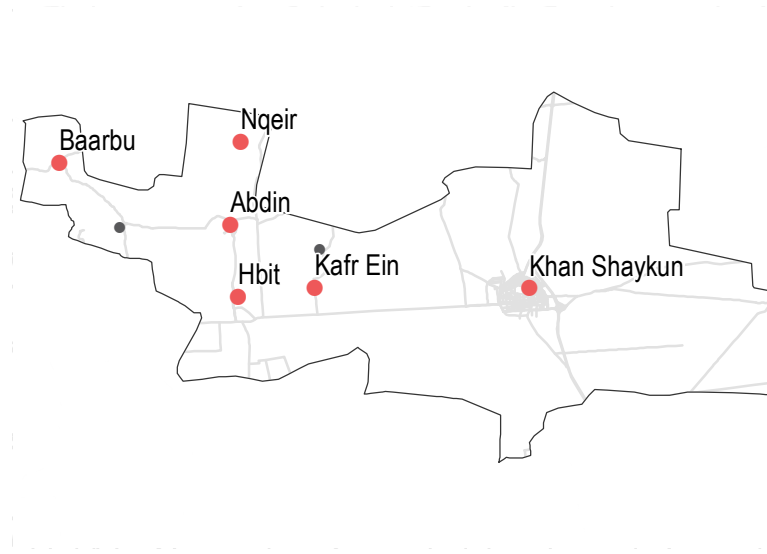
- Most common source of bread
- Most common barriers to accessing bread
- Number of days, per month, where bread from private bakeries was unavailable

Displacement

- % of pre-conflict population remaining
- % of population that are female
- % of female-headed households
- IDPs living in village
- New IDP arrivals
- Returnees

Kafr Ein	
51-75%	51-75%
Yes	Yes
No	No
Khan Shaykun	
76-100%	51-75%
Yes	Yes
Yes	Yes
Nqeir	
76-100%	26-50%
Yes	No
No	No

• 6/8 communities assessed (3 communities are shown on the previous factsheet): Kafr Ein, Khan Shaykun, Nqeir



Shelter

- Independent apartment or house
- Shared apartment or house
- Unfinished apartment or house
- Tent
- Private space not for shelter
- Cave/natural shelter
- Collective public space not for shelter
- No IDPs
- No information
- Min - Max: rent paid per room (where known)

Kafr Ein	
NDPs	IDPs
No info	
Khan Shaykun	
NDPs	IDPs
3500 - 4000 SYP	
Nqeir	
NDPs	IDPs
3000 - 3500 SYP	

Livelihoods

Most common source of income

Most common strategies used to cope with lack of income / resources

Kafr Ein

Farm owning
Business/trade
Savings

Children sent to work/beg
Selling household assets
Reducing meal size

Khan Shaykun

Farm owning
Business/trade
Savings

Borrowing from family/friends
Selling household assets
Reducing meal size

Nqeir

Sale of household assets
Farm owning
Business/trade

Children sent to work/beg
Selling household assets
Skipping meals

NFIs

Lightbulb Kafr Ein

B 9200 SYP	2900 SYP
C 75 SYP	3500 SYP
D 275 SYP	400 SYP
F 75000 SYP	25000 SYP

Lightbulb Khan Shaykun

B 9200 SYP	2900 SYP
C 65 SYP	3500 SYP
D 275 SYP	400 SYP
F 75000 SYP	25000 SYP

Lightbulb Nqeir

B 9200 SYP	2800 SYP
C 75 SYP	4000 SYP
D 275 SYP	350 SYP
F 75000 SYP	25000 SYP

Most common electricity source

- Main network
- Generator
- No source
- Solar alternative
- No information

Fuel Prices (SYP)*

- B** Butane (cannister)
- C** Coal (1kg)
- D** Diesel (1 litre)
- F** Firewood (1 tonne)

NFI Prices (SYP)*

- Cement (50kg)
- Floor mat (3*4m)
- Plastic tarpaulin (1m²)
- Tent (5 persons)

NA: not available for purchase

Flame Kafr Ein

No lack of fuel

Flame Khan Shaykun

No lack of fuel

Flame Nqeir

No lack of fuel

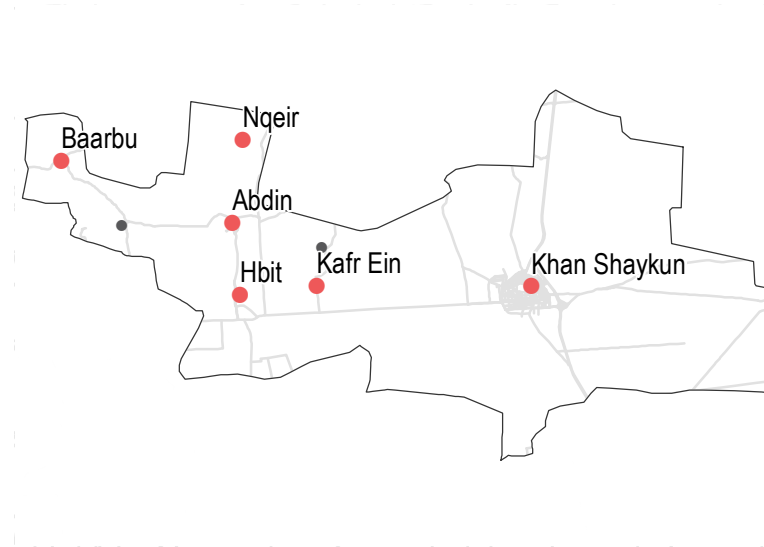
Most common strategies used to cope with a lack of fuel

WASH

- Most common water source**
- Water is safe to drink
 - Water tastes/smells bad
 - People sick after drinking
 - No information
- Sufficiency of available water to meet household needs**
- Sufficient
 - Insufficient
 - No information
- Most common method of garbage disposal**

- Kafr Ein**
- Water trucking
 - Buried / burned
- Khan Shaykun**
- Network
 - Public free collection
- Nqeir**
- Network
 - Public free collection

6/8 communities assessed (3 communities are shown on the previous factsheet): Kafr Ein, Khan Shaykun, Nqeir



Education

- Status of primary schools in village**
- Functioning
 - Not functioning
 - Not available
 - No information
- Barriers to accessing education services**
- Kafr Ein**
- Most children accessed education

Nqeir

Most children accessed education

Khan Shaykun

Most children accessed education

Health

	Most common health problems	Most common barriers to accessing healthcare
Kafr Ein	Skin diseases Pregnancy related diseases Severe diseases affecting those aged less than 5	No facilities in the area
Khan Shaykun	Skin diseases Pregnancy related diseases Severe diseases affecting those aged less than 5	No difficulties reported
Nqeir	Skin diseases Pregnancy related diseases Severe diseases affecting those aged less than 5	No facilities in the area

Food Security

Kafr Ein

- Bread: 130 SYP
- Rice: 400 SYP
- Lentils: 500 SYP
- Sugar: 380 SYP
- Cooking oil: 550 SYP
- Public bakeries
- No difficulties reported
- Private bakeries unavailable

Khan Shaykun

- Bread: 250 SYP
- Rice: 400 SYP
- Lentils: 400 SYP
- Sugar: 400 SYP
- Cooking oil: 550 SYP
- Private bakeries
- No difficulties reported
- 1 to 10

Nqeir

- Bread: 250 SYP
- Rice: 400 SYP
- Lentils: 500 SYP
- Sugar: 400 SYP
- Cooking oil: 550 SYP
- Shops
- No difficulties reported
- Private bakeries unavailable

- Main challenges to obtaining food**
- No challenges
 - Some foods unavailable
 - Local production decreased
 - Lack of access to markets
 - Some foods expensive
 - Lack of resources to buy food
 - Lack of access to fuel
 - Cooking fuel unavailable
 - No information
 - Bread (public): 1 pack
 - Rice: 1kg
 - Lentils: 1kg
 - Sugar: 1kg
 - Cooking oil: 1 litre
 - Access to bread
 - Most common source of bread
 - Most common barriers to accessing bread
 - Number of days, per month, where bread from private bakeries was unavailable

Maarret Tamasrin 1/2, Idleb Governorate

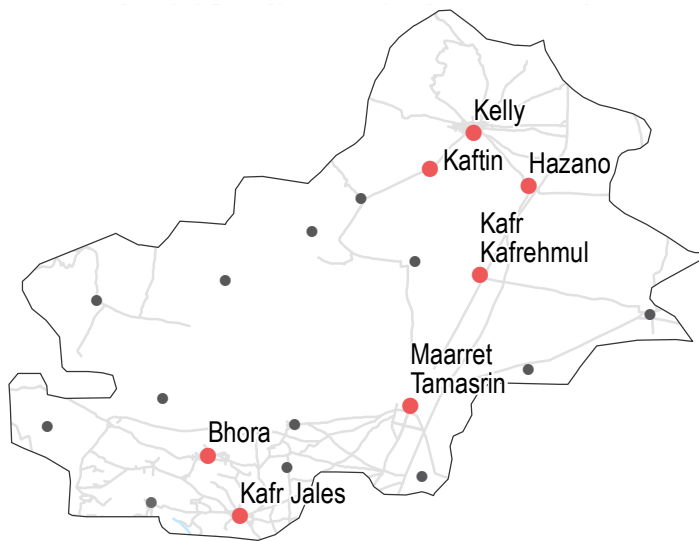
September 2017

Displacement

- % of pre-conflict population remaining
- % of population that are female
- % of female-headed households
- IDPs living in village
- New IDP arrivals
- Returnees

Community	% of pre-conflict population remaining	% of population that are female	% of female-headed households	IDPs living in village	New IDP arrivals	Returnees
Bhora	51-75%	26-50%	1-25%	Yes	No	Yes
Hazano	76-100%	51-75%	1-25%	Yes	No	No
Kafr Kafrehmul	51-75%	26-50%	1-25%	Yes	No	Yes
Kafr Jales	51-75%	26-50%	1-25%	Yes	No	Yes
Kaftin	51-75%	26-50%	1-25%	Yes	No	Yes

• 7/19 communities assessed (2 communities are shown on the next factsheet): Bhora, Hazano, Kafr Kafrehmul, Kafr Jales, Kaftin



Shelter

- Independent apartment or house
- Shared apartment or house
- Unfinished apartment or house
- Tent
- Private space not for shelter
- Cave/natural shelter
- Collective public space not for shelter
- No IDPs
- No information
- Min - Max: rent paid per room (where known)

Community	Most common shelter	Min - Max: rent paid per room (where known)
Bhora	Independent apartment or house	4500 - 5000 SYP
Kafr Jales	Independent apartment or house	4500 - 5500 SYP
Hazano	Shared apartment or house	8000 - 12000 SYP
Kaftin	Independent apartment or house	4500 - 5000 SYP
Kafr Kafrehmul	No IDPs	6500 - 7500 SYP

Livelihoods

- Most common source of income
- Most common strategies used to cope with lack of income / resources

Community	Most common source of income	Most common strategies used to cope with lack of income / resources
Bhora	Daily employment Farm owning Business/trade	Children sent to work/beg
Hazano	Farm owning Business/trade Remittances	Borrowing from family/friends Skipping meals Reducing meal size
Kafr Kafrehmul	Stable employment Farm owning Business/trade	Children sent to work/beg
Kafr Jales	Daily employment Farm owning Business/trade	Children sent to work/beg
Kaftin	Daily employment Farm owning Business/trade	Children sent to work/beg

NFIs

Community	Butane (cannister)	Coal (1kg)	Diesel (1 litre)	Firewood (1 tonne)	Cement (50kg)	Floor mat (3*4m)	Plastic tarpaulin (1m²)	Tent (5 persons)
Bhora	B 7500 SYP	C 400 SYP	D 325 SYP	F 65000 SYP	NA	NA	NA	NA
Kafr Jales	B 7500 SYP	C 400 SYP	D 325 SYP	F 67000 SYP	2900 SYP	2500 SYP	1000 SYP	NA
Hazano	B 6800 SYP	C 35 SYP	D 260 SYP	F 55000 SYP	2800 SYP	6000 SYP	250 SYP	25000 SYP
Kaftin	B 7000 SYP	C 400 SYP	D 325 SYP	F 65000 SYP	2800 SYP	2500 SYP	1100 SYP	NA
Kafr Kafrehmul	B 7500 SYP	C 400 SYP	D 325 SYP	F 65000 SYP	2900 SYP	2500 SYP	1100 SYP	NA

- Most common electricity source
- Main network
- Generator
- No source
- Solar alternative
- No information
- Fuel Prices (SYP)*
- B** Butane (cannister)
- C** Coal (1kg)
- D** Diesel (1 litre)
- F** Firewood (1 tonne)
- NFI Prices (SYP)*
- Cement (50kg)
- Floor mat (3*4m)
- Plastic tarpaulin (1m²)
- Tent (5 persons)
- NA: not available for purchase

Community	Most common strategies used to cope with a lack of fuel
Bhora	No lack of fuel
Hazano	No lack of fuel
Kafr Jales	No lack of fuel
Kafr Kafrehmul	No lack of fuel
Kaftin	No lack of fuel

Maarret Tamasrin 1/2, Idleb Governorate

September 2017

WASH

- Most common water source
- Status of water source
 - Water is safe to drink
 - Water tastes/smells bad
 - People sick after drinking
 - No information
- Sufficiency of available water to meet household needs
 - Sufficient
 - Insufficient
 - No information
- Most common method of garbage disposal

Bhora

- Water trucking
- Private paid collection

Hazano

- Water trucking
- Public free collection

Kafr Kafrehmul

- Closed well
- Private paid collection

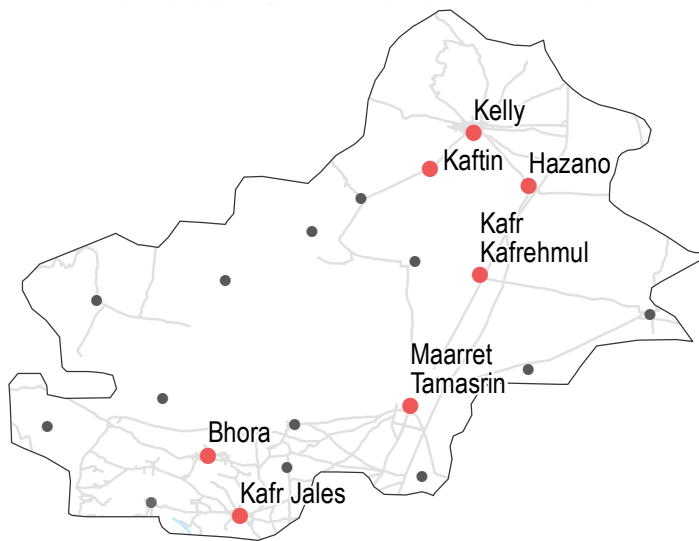
Kafr Jales

- Network
- Private paid collection

Kaftin

- Water trucking
- Private paid collection

• 7/19 communities assessed (2 communities are shown on the next factsheet): Bhora, Hazano, Kafr Kafrehmul, Kafr Jales, Kaftin



Education

- Status of primary schools in village
 - Functioning
 - Not functioning
 - Not available
 - No information
- Barriers to accessing education services

Kafr Kafrehmul

Most children accessed education

Kafr Jales

Most children accessed education

Bhora

Most children accessed education

Kaftin

Most children accessed education

Hazano

Most children accessed education

Health

Most common health problems

Most common barriers to accessing healthcare

Bhora

Diarrhoea
Acute respiratory infections
Severe diseases affecting those aged less than 5

No facilities in the area

Hazano

Pregnancy related diseases
Maternal health issues
Severe diseases affecting those aged less than 5

No difficulties reported

Kafr Kafrehmul

Diarrhoea
Pregnancy related diseases
Acute respiratory infections

No difficulties reported

Kafr Jales

Maternal health issues
Acute respiratory infections
Severe diseases affecting those aged less than 5

No facilities in the area

Kaftin

Pregnancy related diseases
Acute respiratory infections
Severe diseases affecting those aged less than 5

No difficulties reported

Food Security

Bhora

Bread: 150 SYP
Rice: 400 SYP
Lentils: 375 SYP
Sugar: 375 SYP
Cooking oil: 550 SYP

Shops

No difficulties reported

Private bakeries unavailable

Hazano

Bread: no info
Rice: 325 SYP
Lentils: 350 SYP
Sugar: 265 SYP
Cooking oil: 500 SYP

Private bakeries

No difficulties reported

0

Kafr Kafrehmul

Bread: 140 SYP
Rice: 400 SYP
Lentils: 375 SYP
Sugar: 400 SYP
Cooking oil: 575 SYP

Private bakeries

No difficulties reported

0

Kafr Jales

Bread: 150 SYP
Rice: 450 SYP
Lentils: 350 SYP
Sugar: 375 SYP
Cooking oil: 575 SYP

Private bakeries

No difficulties reported

0

Kaftin

Bread: 150 SYP
Rice: 425 SYP
Lentils: 325 SYP
Sugar: 375 SYP
Cooking oil: 550 SYP

Shops

No difficulties reported

0

Main challenges to obtaining food

- No challenges
- Some foods unavailable
- Local production decreased
- Lack of access to markets
- Some foods expensive
- Lack of resources to buy food
- Lack of access to fuel
- Cooking fuel unavailable
- No information

Bread (public): 1 pack
Rice: 1kg
Lentils: 1kg
Sugar: 1kg
Cooking oil: 1 litre

Access to bread

- Most common source of bread
- Most common barriers to accessing bread
- Number of days, per month, where bread from private bakeries was unavailable

Maarret Tamasrin 2/2, Idleb Governorate

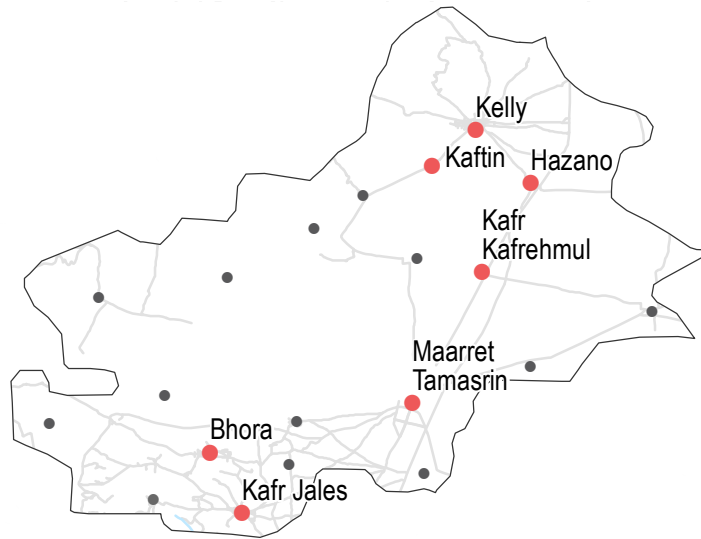
September 2017

Displacement

- % of pre-conflict population remaining
- % of population that are female
- % of female-headed households
- IDPs living in village
- New IDP arrivals
- Returnees

Kelly	76-100%	51-75%	1-25%
	Yes	No	No
Maarret Tamasrin	51-75%	26-50%	1-25%
	Yes	No	Yes

• 7/19 communities assessed (5 communities are shown on the previous factsheet): Kelly, Maarret Tamasrin



NFIs

Kelly	2800 SYP
B 6800 SYP	6000 SYP
C 35 SYP	250 SYP
D 265 SYP	23000 SYP
F 55000 SYP	
Maarret Tamasrin	2900 SYP
B 7000 SYP	2500 SYP
C 400 SYP	1100 SYP
D 325 SYP	NA
F 68000 SYP	

- Most common electricity source
- Main network
 - Generator
 - No source
 - Solar alternative
 - No information
- Fuel Prices (SYP)*
- B** Butane (cannister)
 - C** Coal (1kg)
 - D** Diesel (1 litre)
 - F** Firewood (1 tonne)
- NFI Prices (SYP)*
- Cement (50kg)
 - Floor mat (3*4m)
 - Plastic tarpaulin (1m²)
 - Tent (5 persons)
- NA: not available for purchase

Shelter

- Most common shelter
- Independent apartment or house
 - Shared apartment or house
 - Unfinished apartment or house
 - Tent
 - Private space not for shelter
 - Cave/natural shelter
 - Collective public space not for shelter
 - No IDPs
 - No information
- Min - Max: rent paid per room (where known)

Kelly	NDPs	IDPs
	7000 -	10000 SYP
Maarret Tamasrin	NDPs	IDPs
	8000 -	9000 SYP

Livelihoods

	Most common source of income	Most common strategies used to cope with lack of income / resources
Kelly	Farm owning Business/trade Support from family/friends	Borrowing from family/friends Skipping meals Reducing meal size
Maarret Tamasrin	Daily employment Farm owning Business/trade	Children sent to work/beg

Kelly
No lack of fuel

Maarret Tamasrin
No lack of fuel

Most common strategies used to cope with a lack of fuel

Maarret Tamasrin 2/2, Idleb Governorate

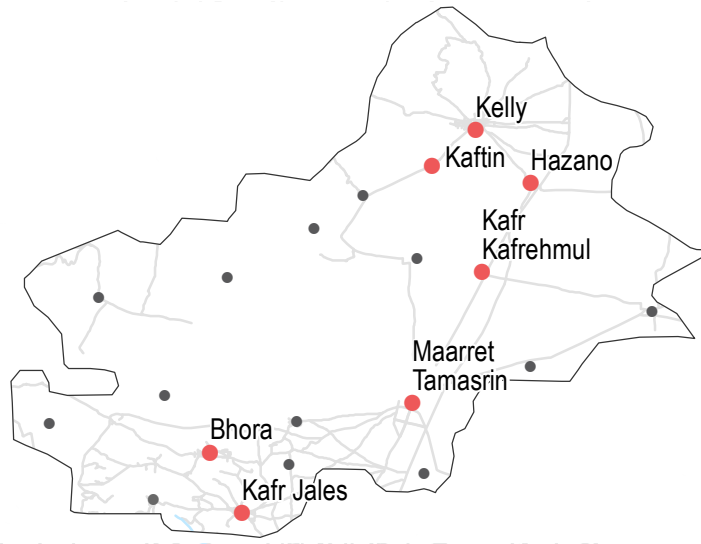
September 2017

WASH

- Most common water source**
- Water is safe to drink
 - Water tastes/smells bad
 - People sick after drinking
 - No information
- Sufficiency of available water to meet household needs**
- Sufficient
 - Insufficient
 - No information
- Most common method of garbage disposal**

- Kelly**
- Water trucking
 - Public free collection
- Maarret Tamasrin**
- Network
 - Private paid collection

• 7/19 communities assessed (5 communities are shown on the previous factsheet): Kelly, Maarret Tamasrin



Food Security

Kelly

- Bread: no info
- Rice: 300 SYP
- Lentils: 350 SYP
- Sugar: 365 SYP
- Cooking oil: 500 SYP
- Private bakeries
- No difficulties reported

Maarret Tamasrin

- Bread: 120 SYP
- Rice: 400 SYP
- Lentils: 375 SYP
- Sugar: 400 SYP
- Cooking oil: 550 SYP
- Public bakeries
- No difficulties reported

Main challenges to obtaining food

- No challenges
 - Some foods unavailable
 - Local production decreased
 - Lack of access to markets
 - Some foods expensive
 - Lack of resources to buy food
 - Lack of access to fuel
 - Cooking fuel unavailable
 - No information
- Bread (public): 1 pack
Rice: 1kg
Lentils: 1kg
Sugar: 1kg
Cooking oil: 1 litre

Access to bread

- Most common source of bread
- Most common barriers to accessing bread
- Number of days, per month, where bread from private bakeries was unavailable

Education

- Status of primary schools in village**
- Functioning
 - Not functioning
 - Not available
 - No information
- Barriers to accessing education services**

Kelly
Most children accessed education

Maarret Tamasrin
Most children accessed education

Health

	Most common health problems	Most common barriers to accessing healthcare
Kelly	Pregnancy related diseases Maternal health issues Severe diseases affecting those aged less than 5	No difficulties reported
Maarret Tamasrin	Maternal health issues Acute respiratory infections Severe diseases affecting those aged less than 5	No difficulties reported

Ma'arrat An Nu'man 1/3, Idleb Governorate

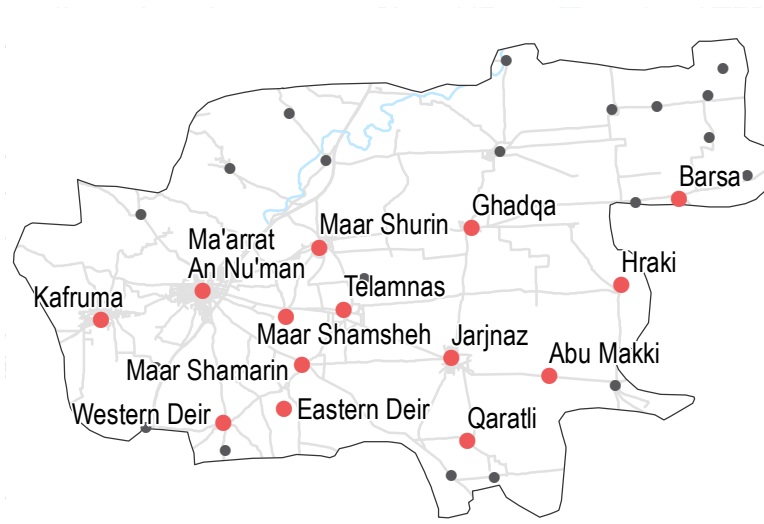
September 2017

Displacement

- % of pre-conflict population remaining
- % of population that are female
- % of female-headed households
- IDPs living in village
- New IDP arrivals
- Returnees

Sub-district	% of pre-conflict population remaining	% of population that are female	% of female-headed households	IDPs living in village	New IDP arrivals	Returnees
Abu Makki	76-100%	1-25%	1-25%	Yes	No	No
Barsa	76-100%	1-25%	1-25%	Yes	No	No
Eastern Deir	76-100%	1-25%	1-25%	Yes	No	No
Ghadqa	76-100%	1-25%	1-25%	Yes	No	No
Hraki	76-100%	1-25%	1-25%	Yes	No	No

• 14/35 communities assessed (9 communities are shown on the next two factsheets): Abu Makki, Barsa, Eastern Deir, Ghadqa, Hraki



NFIs

Sub-district	B	C	D	F
Abu Makki	6400 SYP	55 SYP	255 SYP	60000 SYP
Ghadqa	7000 SYP	65 SYP	260 SYP	65000 SYP
Barsa	6400 SYP	60 SYP	250 SYP	60000 SYP
Hraki	7000 SYP	60 SYP	260 SYP	65000 SYP

- Most common electricity source
- Main network
 - Generator
 - No source
 - Solar alternative
 - No information
- Fuel Prices (SYP)*
- B** Butane (cannister)
 - C** Coal (1kg)
 - D** Diesel (1 litre)
 - F** Firewood (1 tonne)
- NFI Prices (SYP)*
- Cement (50kg)
 - Floor mat (3*4m)
 - Plastic tarpaulin (1m²)
 - Tent (5 persons)
- NA: not available for purchase

Shelter

- Most common shelter
- Independent apartment or house
 - Shared apartment or house
 - Unfinished apartment or house
 - Tent
 - Private space not for shelter
 - Cave/natural shelter
 - Collective public space not for shelter
 - No IDPs
 - No information
- Min - Max: rent paid per room (where known)

Sub-district	Most common shelter	Min - Max: rent paid per room (where known)
Abu Makki	Independent apartment or house	No info
Barsa	Independent apartment or house	No info
Eastern Deir	Independent apartment or house	2000 - 2500 SYP
Ghadqa	Independent apartment or house	2000 - 2500 SYP
Hraki	Independent apartment or house	No info

Livelihoods

Sub-district	Most common source of income	Most common strategies used to cope with lack of income / resources
Abu Makki	Daily employment Farm owning Sale of humanitarian aid	Borrowing from family/friends Selling household assets
Barsa	Daily employment Farm owning Sale of humanitarian aid	Borrowing from family/friends Selling household assets
Eastern Deir	Daily employment Farm owning Sale of humanitarian aid	Borrowing from family/friends
Ghadqa	Daily employment Business/trade Sale of humanitarian aid	Borrowing from family/friends Selling household assets
Hraki	Daily employment Farm owning Sale of humanitarian aid	Borrowing from family/friends Selling household assets

Eastern Deir

B	6500 SYP
C	60 SYP
D	260 SYP
F	60000 SYP

Abu Makki
No lack of fuel

Barsa
No lack of fuel

Eastern Deir
No lack of fuel

Most common strategies used to cope with a lack of fuel

Ghadqa
No lack of fuel

Hraki
No lack of fuel

Ma'arrat An Nu'man 1/3, Idleb Governorate

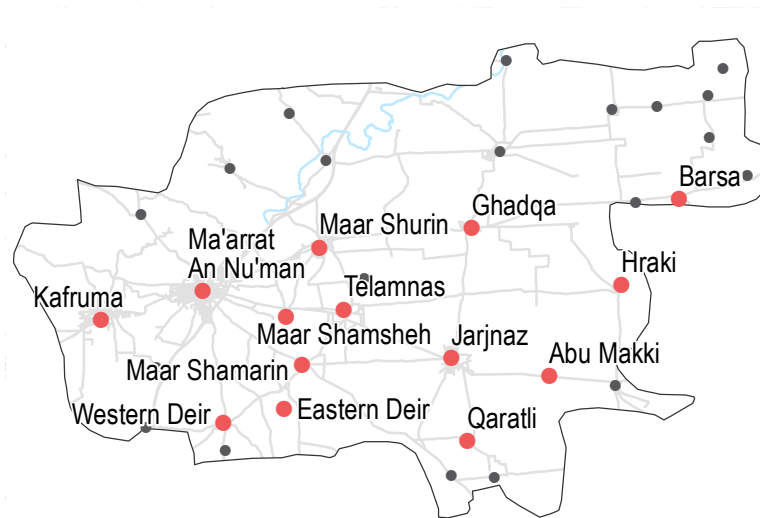
September 2017

WASH

- Most common water source**
- Status of water source**
- Water is safe to drink
 - Water tastes/smells bad
 - People sick after drinking
 - No information
- Sufficiency of available water to meet household needs**
- Sufficient
 - Insufficient
 - No information
- Most common method of garbage disposal**

- Abu Makki**
- Water trucking
 - Public free collection
- Barsa**
- Water trucking
 - Public free collection
- Eastern Deir**
- Water trucking
 - Public free collection
- Ghadqa**
- Water trucking
 - Public free collection
- Hraki**
- Water trucking
 - Public free collection

• 14/35 communities assessed (9 communities are shown on the next two factsheets): Abu Makki, Barsa, Eastern Deir, Ghadqa, Hraki



Education

- Status of primary schools in village**
- Functioning
 - Not functioning
 - Not available
 - No information
- Barriers to accessing education services**
- Abu Makki**
- Most children accessed education
- Barsa**
- Most children accessed education

- Eastern Deir**
- Most children accessed education
- Ghadqa**
- Most children accessed education
- Hraki**
- Most children accessed education

Health

	Most common health problems	Most common barriers to accessing healthcare
Abu Makki	Chronic diseases Pregnancy related diseases Severe diseases affecting those aged less than 5	No difficulties reported
Barsa	Chronic diseases Pregnancy related diseases Severe diseases affecting those aged less than 5	No difficulties reported
Eastern Deir	Chronic diseases Pregnancy related diseases Severe diseases affecting those aged less than 5	No difficulties reported
Ghadqa	Pregnancy related diseases Severe diseases affecting those aged less than 5	No difficulties reported
Hraki	Chronic diseases Pregnancy related diseases Severe diseases affecting those aged less than 5	No difficulties reported

Food Security

- Abu Makki**
- Shops
 - Bread: 100 SYP
 - Rice: 450 SYP
 - Lentils: 325 SYP
 - Sugar: 380 SYP
 - Cooking oil: 600 SYP
 - No difficulties reported
- Barsa**
- Shops
 - Bread: 100 SYP
 - Rice: no info
 - Lentils: 350 SYP
 - Sugar: 375 SYP
 - Cooking oil: 650 SYP
 - No difficulties reported
- Eastern Deir**
- Shops
 - Bread: 100 SYP
 - Rice: 450 SYP
 - Lentils: 350 SYP
 - Sugar: 390 SYP
 - Cooking oil: 600 SYP
 - No difficulties reported
- Ghadqa**
- Shops
 - Bread: 100 SYP
 - Rice: 450 SYP
 - Lentils: 375 SYP
 - Sugar: 400 SYP
 - Cooking oil: 650 SYP
 - No difficulties reported
- Hraki**
- Shops
 - Bread: 100 SYP
 - Rice: 450 SYP
 - Lentils: 350 SYP
 - Sugar: 380 SYP
 - Cooking oil: 600 SYP
 - No difficulties reported

- Main challenges to obtaining food**
- No challenges
 - Some foods unavailable
 - Local production decreased
 - Lack of access to markets
 - Some foods expensive
 - Lack of resources to buy food
 - Lack of access to fuel
 - Cooking fuel unavailable
 - No information
- Bread (public): 1 pack
Rice: 1kg
Lentils: 1kg
Sugar: 1kg
Cooking oil: 1 litre
- Access to bread**
- Most common source of bread
 - Most common barriers to accessing bread
 - Number of days, per month, where bread from private bakeries was unavailable

Ma'arrat An Nu'man 2/3, Idleb Governorate

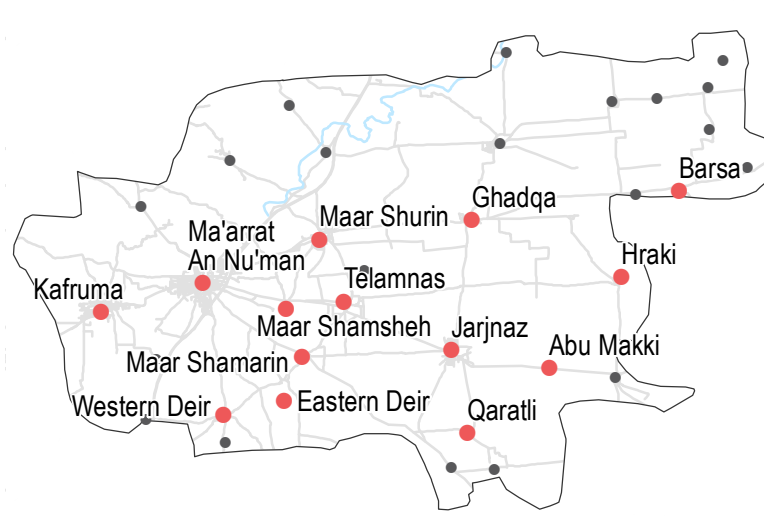
September 2017

Displacement

- % of pre-conflict population remaining
- % of population that are female
- % of female-headed households
- IDPs living in village
- New IDP arrivals
- Returnees

Community	% of pre-conflict population remaining	% of population that are female	% of female-headed households	IDPs living in village	New IDP arrivals	Returnees
Jarjnaz	76-100%	1-25%	1-25%	Yes	No	No
Kafruma	76-100%	1-25%	1-25%	Yes	Yes	No
Maar Shamarin	76-100%	1-25%	1-25%	Yes	No	No
Maar Shamsheh	76-100%	1-25%	1-25%	Yes	No	No
Maar Shurin	76-100%	1-25%	1-25%	Yes	Yes	No

• 14/35 communities assessed (5 communities are shown on the previous factsheet, 4 communities are shown on the next factsheet): Jarjnaz, Kafruma, Maar Shamarin, Maar Shamsheh, Maar Shurin



Shelter

- Independent apartment or house
- Shared apartment or house
- Unfinished apartment or house
- Tent
- Private space not for shelter
- Cave/natural shelter
- Collective public space not for shelter
- No IDPs
- No information
- Min - Max: rent paid per room (where known)

Community	Most common shelter	Min - Max: rent paid per room (where known)
Jarjnaz	Independent apartment or house	2000 - 2500 SYP
Kafruma	Independent apartment or house	1500 - 2000 SYP
Maar Shamarin	Independent apartment or house	1500 - 2000 SYP
Maar Shamsheh	No info	
Maar Shurin	Independent apartment or house	1500 - 2000 SYP

Livelihoods

Community	Most common source of income	Most common strategies used to cope with lack of income / resources
Jarjnaz	Daily employment Farm owning Sale of humanitarian aid	Borrowing from family/friends
Kafruma	Daily employment Farm owning Sale of humanitarian aid	Borrowing from family/friends
Maar Shamarin	Daily employment Farm owning Sale of humanitarian aid	Borrowing from family/friends
Maar Shamsheh	Daily employment Farm owning Sale of humanitarian aid	Borrowing from family/friends
Maar Shurin	Daily employment Farm owning Sale of humanitarian aid	Borrowing from family/friends

NFIs

Community	Butane (cannister)	Coal (1kg)	Diesel (1 litre)	Firewood (1 tonne)	Cement (50kg)	Floor mat (3*4m)	Plastic tarpaulin (1m ²)	Tent (5 persons)
Jarjnaz	B 6600 SYP	C 65 SYP	D 275 SYP	F 63000 SYP	NA	NA	NA	NA
Maar Shamsheh	B 6500 SYP	C 65 SYP	D 275 SYP	F 63000 SYP	NA	NA	NA	NA
Kafruma	B 6500 SYP	C 55 SYP	D 265 SYP	F 62000 SYP	NA	NA	NA	NA
Maar Shurin	B 6700 SYP	C 60 SYP	D 260 SYP	F 62000 SYP	NA	NA	NA	NA
Maar Shamarin	B 6500 SYP	C 65 SYP	D 275 SYP	F 63000 SYP	NA	NA	NA	NA

- Most common electricity source
- Main network
- Generator
- No source
- Solar alternative
- No information
- Fuel Prices (SYP)*
- B** Butane (cannister)
- C** Coal (1kg)
- D** Diesel (1 litre)
- F** Firewood (1 tonne)
- NFI Prices (SYP)*
- Cement (50kg)
- Floor mat (3*4m)
- Plastic tarpaulin (1m²)
- Tent (5 persons)
- NA: not available for purchase

Community	Most common strategies used to cope with a lack of fuel
Jarjnaz	No lack of fuel
Kafruma	No lack of fuel
Maar Shamsheh	No lack of fuel
Maar Shamarin	No lack of fuel
Maar Shurin	No lack of fuel

Ma'arrat An Nu'man 2/3, Idleb Governorate

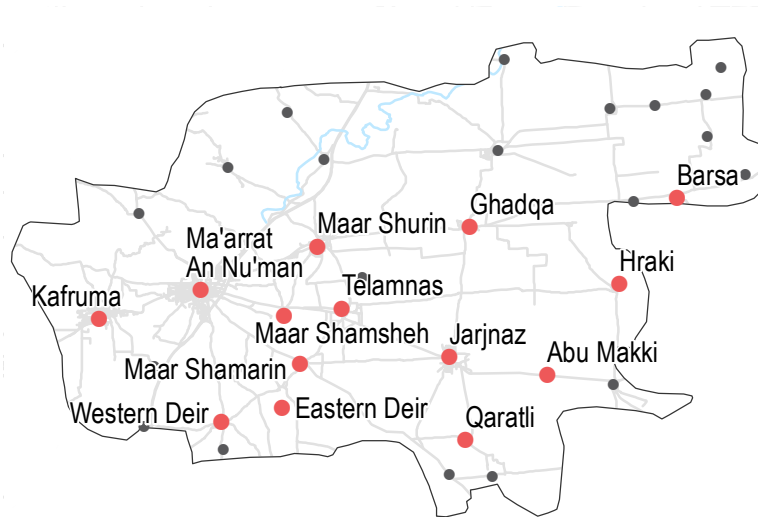
September 2017

WASH

- Most common water source
- Status of water source
 - Water is safe to drink
 - Water tastes/smells bad
 - People sick after drinking
 - No information
- Sufficiency of available water to meet household needs
 - Sufficient
 - Insufficient
 - No information
- Most common method of garbage disposal

- Jarjnaz**
 - Water trucking
 - Public free collection
- Kafruma**
 - Water trucking
 - Public free collection
- Maar Shamarin**
 - Water trucking
 - Public free collection
- Maar Shamsheh**
 - Water trucking
 - Public free collection
- Maar Shurin**
 - Water trucking
 - Public free collection

• 14/35 communities assessed (5 communities are shown on the previous factsheet, 4 communities are shown on the next factsheet): Jarjnaz, Kafruma, Maar Shamarin, Maar Shamsheh, Maar Shurin



Education

- Status of primary schools in village
 - Functioning
 - Not functioning
 - Not available
 - No information
- Barriers to accessing education services
- Jarjnaz**
 - Most children accessed education
- Kafruma**
 - Most children accessed education

- Maar Shamarin**
 - Most children accessed education
- Maar Shamsheh**
 - Most children accessed education
- Maar Shurin**
 - Most children accessed education

Health

- Most common health problems
- Most common barriers to accessing healthcare

Community	Most common health problems	Most common barriers to accessing healthcare
Jarjnaz	Pregnancy related diseases Severe diseases affecting those aged less than 5	No difficulties reported
Kafruma	Disabilities Pregnancy related diseases Severe diseases affecting those aged less than 5	No difficulties reported
Maar Shamarin	Pregnancy related diseases Severe diseases affecting those aged less than 5	No difficulties reported
Maar Shamsheh	Pregnancy related diseases Severe diseases affecting those aged less than 5	No difficulties reported
Maar Shurin	Pregnancy related diseases Severe diseases affecting those aged less than 5	No difficulties reported

Food Security

- Jarjnaz**
 - Shops
 - Bread: 125 SYP
 - Rice: 425 SYP
 - Lentils: 350 SYP
 - Sugar: 380 SYP
 - Cooking oil: 600 SYP
 - No difficulties reported
- Kafruma**
 - Shops
 - Bread: 100 SYP
 - Rice: 425 SYP
 - Lentils: 350 SYP
 - Sugar: 375 SYP
 - Cooking oil: 600 SYP
 - No difficulties reported
- Maar Shamarin**
 - Shops
 - Bread: 100 SYP
 - Rice: 425 SYP
 - Lentils: 350 SYP
 - Sugar: 375 SYP
 - Cooking oil: 600 SYP
 - No difficulties reported
- Maar Shamsheh**
 - Shops
 - Bread: 125 SYP
 - Rice: 450 SYP
 - Lentils: 350 SYP
 - Sugar: 400 SYP
 - Cooking oil: 600 SYP
 - No difficulties reported
- Maar Shurin**
 - Shops
 - Bread: 100 SYP
 - Rice: 425 SYP
 - Lentils: 350 SYP
 - Sugar: 400 SYP
 - Cooking oil: 625 SYP
 - No difficulties reported

- Main challenges to obtaining food
 - No challenges
 - Some foods unavailable
 - Local production decreased
 - Lack of access to markets
 - Some foods expensive
 - Lack of resources to buy food
 - Lack of access to fuel
 - Cooking fuel unavailable
 - No information
- Bread (public): 1 pack
- Rice: 1kg
- Lentils: 1kg
- Sugar: 1kg
- Cooking oil: 1 litre
- Access to bread
 - Most common source of bread
 - Most common barriers to accessing bread
 - Number of days, per month, where bread from private bakeries was unavailable

Ma'arrat An Nu'man 3/3, Idleb Governorate

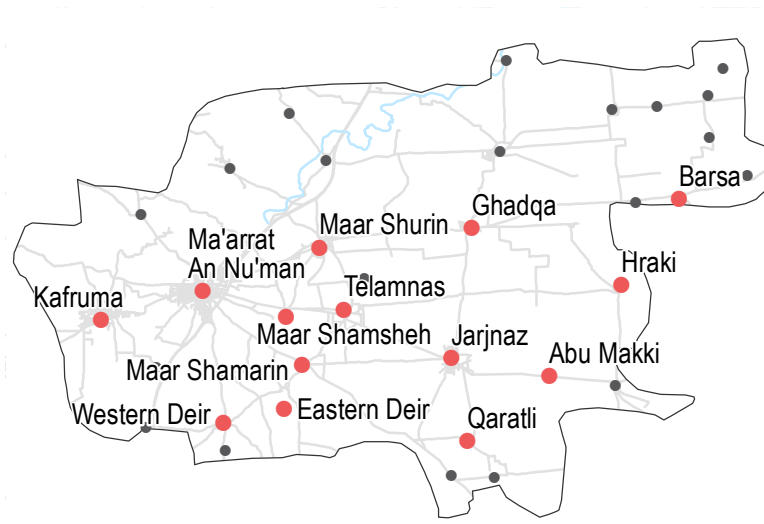
September 2017

Displacement

- % of pre-conflict population remaining
- % of population that are female
- % of female-headed households
- IDPs living in village
- New IDP arrivals
- Returnees

Ma'arrat An Nu'man		
76-100%	1-25%	1-25%
Yes	Yes	No info
Qaratli		
76-100%	1-25%	1-25%
Yes	No	No
Telamnas		
76-100%	1-25%	1-25%
Yes	Yes	No
Western Deir		
1-25%	1-25%	1-25%
Yes	No	No

• 14/35 communities assessed (10 communities are shown on the previous two factsheets): Ma'arrat An Nu'man, Qaratli, Telamnas, Western Deir



NFIs

Ma'arrat An Nu'man		Western Deir	
B 6500 SYP	2300 SYP	B 6500 SYP	2500 SYP
C 60 SYP	4000 SYP	C 60 SYP	3500 SYP
D 275 SYP	850 SYP	D 270 SYP	850 SYP
F 65000 SYP	NA	F 63000 SYP	NA
Qaratli		Telamnas	
B 6300 SYP	2500 SYP	B 6500 SYP	2400 SYP
C 55 SYP	3600 SYP	C 60 SYP	4000 SYP
D 260 SYP	800 SYP	D 275 SYP	850 SYP
F 60000 SYP	NA	F 65000 SYP	NA

- Most common electricity source
- Main network
 - Generator
 - No source
 - Solar alternative
 - No information
- Fuel Prices (SYP)*
- B** Butane (cannister)
 - C** Coal (1kg)
 - D** Diesel (1 litre)
 - F** Firewood (1 tonne)
- NFI Prices (SYP)*
- Cement (50kg)
 - Floor mat (3*4m)
 - Plastic tarpaulin (1m²)
 - Tent (5 persons)
- NA: not available for purchase

Shelter

- Most common shelter
- Independent apartment or house
 - Shared apartment or house
 - Unfinished apartment or house
 - Tent
 - Private space not for shelter
 - Cave/natural shelter
 - Collective public space not for shelter
 - No IDPs
 - No information
- Min - Max: rent paid per room (where known)

Ma'arrat An Nu'man		Western Deir	
NDPs	IDPs	NDPs	IDPs
2000 - 2500 SYP		1500 - 2000 SYP	
Qaratli		Telamnas	
NDPs	IDPs	NDPs	IDPs
No info		1500 - 2000 SYP	

Livelihoods

	Most common source of income	Most common strategies used to cope with lack of income / resources
Ma'arrat An Nu'man	Daily employment Business/trade Sale of humanitarian aid	Borrowing from family/friends
Qaratli	Daily employment Farm owning Sale of humanitarian aid	Borrowing from family/friends
Telamnas	Daily employment Farm owning Sale of humanitarian aid	Borrowing from family/friends
Western Deir	Daily employment Farm owning Sale of humanitarian aid	Borrowing from family/friends

- Ma'arrat An Nu'man**
No lack of fuel
- Qaratli**
No lack of fuel
- Telamnas**
No lack of fuel
- Western Deir**
No lack of fuel

Ma'arrat An Nu'man 3/3, Idleb Governorate

September 2017

WASH

- Most common water source**
- Water is safe to drink
 - Water tastes/smells bad
 - People sick after drinking
 - No information
- Sufficiency of available water to meet household needs**
- Sufficient
 - Insufficient
 - No information
- Most common method of garbage disposal**
- Public free collection

Ma'arrat An Nu'man

- Water trucking
- Public free collection

Qaratli

- Water trucking
- Public free collection

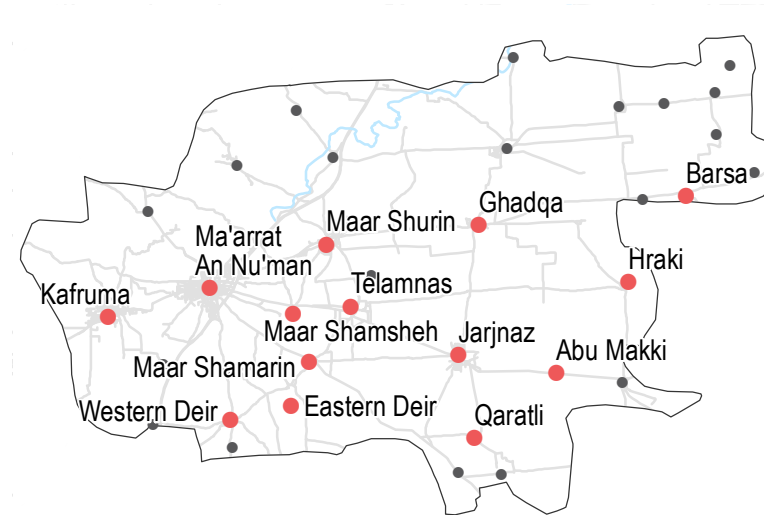
Telamnas

- Water trucking
- Public free collection

Western Deir

- Water trucking
- Public free collection

•14/35 communities assessed (10 communities are shown on the previous two factsheets): Ma'arrat An Nu'man, Qaratli, Telamnas, Western Deir



Education

- Status of primary schools in village**
- Functioning
 - Not functioning
 - Not available
 - No information
- Barriers to accessing education services**
- Most children accessed education

Telamnas

Most children accessed education

Western Deir

Most children accessed education

Ma'arrat An Nu'man

Most children accessed education

Health

Most common health problems

Most common barriers to accessing healthcare

Ma'arrat An Nu'man

Disabilities
Pregnancy related diseases
Severe diseases affecting those aged less than 5

No difficulties reported

Qaratli

Chronic diseases
Severe diseases affecting those aged less than 5

No difficulties reported

Telamnas

Pregnancy related diseases
Severe diseases affecting those aged less than 5

No difficulties reported

Western Deir

Pregnancy related diseases
Severe diseases affecting those aged less than 5

No difficulties reported

Food Security

Ma'arrat An Nu'man

- Shops
- Bread: 100 SYP
- Rice: 450 SYP
- Lentils: 350 SYP
- Sugar: 400 SYP
- Cooking oil: 600 SYP
- No difficulties reported

Qaratli

- Shops
- Bread: 100 SYP
- Rice: 425 SYP
- Lentils: 340 SYP
- Sugar: 375 SYP
- Cooking oil: 575 SYP
- No difficulties reported

Telamnas

- Shops
- Bread: 100 SYP
- Rice: 450 SYP
- Lentils: 360 SYP
- Sugar: 400 SYP
- Cooking oil: 600 SYP
- No difficulties reported

Western Deir

- Shops
- Bread: 100 SYP
- Rice: 450 SYP
- Lentils: 350 SYP
- Sugar: 380 SYP
- Cooking oil: 625 SYP
- No difficulties reported

Main challenges to obtaining food

- No challenges
- Some foods unavailable
- Local production decreased
- Lack of access to markets
- Some foods expensive
- Lack of resources to buy food
- Lack of access to fuel
- Cooking fuel unavailable
- No information

Bread (public): 1 pack
Rice: 1kg
Lentils: 1kg
Sugar: 1kg
Cooking oil: 1 litre

Access to bread

- Most common source of bread
- Most common barriers to accessing bread
- Number of days, per month, where bread from private bakeries was unavailable

Qourqeena, Idleb Governorate

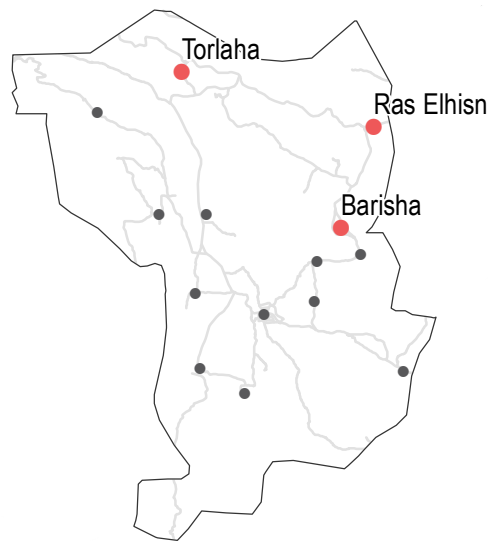
September 2017

Displacement

- % of pre-conflict population remaining
- % of population that are female
- % of female-headed households
- IDPs living in village
- New IDP arrivals
- Returnees

Community	% of pre-conflict population remaining	% of population that are female	% of female-headed households	IDPs living in village	New IDP arrivals	Returnees
Barisha	76-100%	51-75%	1-25%	Yes	No	No
Ras Elhisn	76-100%	51-75%	1-25%	Yes	No	No
Torlaha	76-100%	51-75%	1-25%	Yes	No	No

• 3/14 communities assessed: Barisha, Ras Elhisn, Torlaha



Shelter

- Independent apartment or house
- Shared apartment or house
- Unfinished apartment or house
- Tent
- Private space not for shelter
- Cave/natural shelter
- Collective public space not for shelter
- No IDPs
- No information
- Min - Max: rent paid per room (where known)

Community	Most common shelter	NDPs	IDPs
Barisha	Independent apartment or house	7000 - 10000 SYP	
Ras Elhisn	Independent apartment or house	8000 - 12000 SYP	
Torlaha	No IDPs	5000 - 8000 SYP	

Livelihoods

Most common source of income

Most common strategies used to cope with lack of income / resources

Community	Most common source of income	Most common strategies used to cope with lack of income / resources
Barisha	Farm owning Business/trade Support from family/friends	Borrowing from family/friends Skipping meals Reducing meal size
Ras Elhisn	Farm owning Business/trade Support from family/friends	Borrowing from family/friends Reducing meal size Spending days without eating
Torlaha	Farm owning Business/trade Remittances	Borrowing from family/friends Skipping meals Reducing meal size

NFIs

Barisha

B 6900 SYP	2800 SYP
C 35 SYP	6500 SYP
D 265 SYP	250 SYP
F 55000 SYP	25000 SYP

Ras Elhisn

B 6800 SYP	2800 SYP
C 35 SYP	6000 SYP
D 265 SYP	240 SYP
F 55000 SYP	25000 SYP

Torlaha

B 7000 SYP	3000 SYP
C 35 SYP	6500 SYP
D 275 SYP	250 SYP
F 55000 SYP	25000 SYP

Barisha

No lack of fuel

Ras Elhisn

No lack of fuel

Torlaha

No lack of fuel

Most common electricity source

- Main network
- Generator
- No source
- Solar alternative
- No information

Fuel Prices (SYP)*

- B** Butane (cannister)
- C** Coal (1kg)
- D** Diesel (1 litre)
- F** Firewood (1 tonne)

NFI Prices (SYP)*

- Cement (50kg)
- Floor mat (3*4m)
- Plastic tarpaulin (1m²)
- Tent (5 persons)

NA: not available for purchase

Most common strategies used to cope with a lack of fuel

WASH

Most common water source

Status of water source

- Water is safe to drink
- Water tastes/smells bad
- People sick after drinking
- No information

Sufficiency of available water to meet household needs

- Sufficient
- Insufficient
- No information

Most common method of garbage disposal

Barisha

- Water trucking
- Public free collection

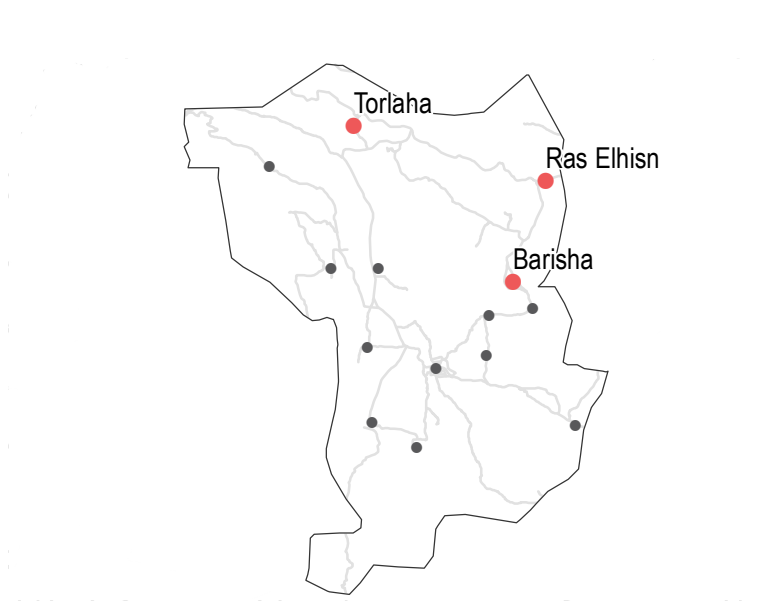
Ras Elhishn

- Water trucking
- Public free collection

Torlaha

- Water trucking
- Public free collection

• 3/14 communities assessed: Barisha, Ras Elhishn, Torlaha



Education

Status of primary schools in village

- Functioning
- Not functioning
- Not available
- No information

Barriers to accessing education services

Barisha

Most children accessed education

Torlaha

Most children accessed education

Ras Elhishn

Most children accessed education

Health

	Most common health problems	Most common barriers to accessing healthcare
Barisha	Pregnancy related diseases Maternal health issues Severe diseases affecting those aged less than 5	No difficulties reported
Ras Elhishn	Pregnancy related diseases Maternal health issues Severe diseases affecting those aged less than 5	No difficulties reported
Torlaha	Pregnancy related diseases Maternal health issues Severe diseases affecting those aged less than 5	No difficulties reported

Food Security

Barisha

- Private bakeries
- No difficulties reported
- 0

Bread: no info
Rice: 300 SYP
Lentils: 350 SYP
Sugar: 365 SYP
Cooking oil: 500 SYP

Ras Elhishn

- Private bakeries
- No difficulties reported
- 0

Bread: no info
Rice: 300 SYP
Lentils: 350 SYP
Sugar: 265 SYP
Cooking oil: 500 SYP

Torlaha

- Shops
- No difficulties reported
- Private bakeries unavailable

Bread: no info
Rice: 300 SYP
Lentils: 350 SYP
Sugar: 365 SYP
Cooking oil: 500 SYP

Main challenges to obtaining food

- No challenges
- Some foods unavailable
- Local production decreased
- Lack of access to markets
- Some foods expensive
- Lack of resources to buy food
- Lack of access to fuel
- Cooking fuel unavailable
- No information

Bread (public): 1 pack
Rice: 1kg
Lentils: 1kg
Sugar: 1kg
Cooking oil: 1 litre

Access to bread

- Most common source of bread
- Most common barriers to accessing bread
- Number of days, per month, where bread from private bakeries was unavailable

Salqin 1/2, Idleb Governorate

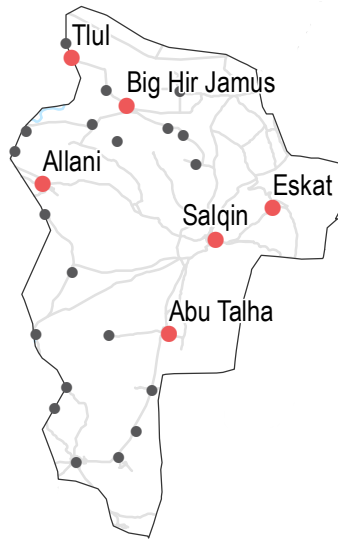
September 2017

Displacement

- % of pre-conflict population remaining
- % of population that are female
- % of female-headed households
- IDPs living in village
- New IDP arrivals
- Returnees

Abu Talha		Allani		Big Hir Jamus	
76-100%	26-50%	76-100%	26-50%	76-100%	26-50%
Yes	No	Yes	No	Yes	Yes
1-25%	No	1-25%	No	1-25%	No

• 3/26 communities assessed (3 communities are shown on the next factsheet): Abu Talha, Allani, Big Hir Jamus



Shelter

- Independent apartment or house
- Shared apartment or house
- Unfinished apartment or house
- Tent
- Private space not for shelter
- Cave/natural shelter
- Collective public space not for shelter
- No IDPs
- No information
- Min - Max: rent paid per room (where known)

Abu Talha		Allani		Big Hir Jamus	
NDPs	IDPs	NDPs	IDPs	NDPs	IDPs
2000 - 3000 SYP		2000 - 3000 SYP		2000 - 3000 SYP	

Livelihoods

Most common source of income

Most common strategies used to cope with lack of income / resources

Abu Talha

Stable employment
Daily employment
Business/trade

Children sent to work/beg
Taking loans/buying on credit

Allani

Daily employment
Farm owning
Business/trade

Children sent to work/beg
Taking loans/buying on credit
Spending days without eating

Big Hir Jamus

Daily employment
Farm owning
Business/trade

Children sent to work/beg
Taking loans/buying on credit

NFIs

Abu Talha

B 8500 SYP	3200 SYP
C 350 SYP	2500 SYP
D 250 SYP	400 SYP
F 60000 SYP	NA

Allani

B 8000 SYP	NA
C 350 SYP	2500 SYP
D 290 SYP	400 SYP
F 75000 SYP	NA

Big Hir Jamus

B 7000 SYP	3200 SYP
C 350 SYP	2500 SYP
D 250 SYP	400 SYP
F 60000 SYP	NA

Abu Talha

No lack of fuel

Allani

No lack of fuel

Big Hir Jamus

No lack of fuel

Most common electricity source

- Main network
- Generator
- No source
- Solar alternative
- No information

Fuel Prices (SYP)*

- B** Butane (cannister)
- C** Coal (1kg)
- D** Diesel (1 litre)
- F** Firewood (1 tonne)

NFI Prices (SYP)*

- Cement (50kg)
- Floor mat (3*4m)
- Plastic tarpaulin (1m²)
- Tent (5 persons)

NA: not available for purchase

Most common strategies used to cope with a lack of fuel

Salqin 1/2, Idleb Governorate

WASH

- Most common water source**
- Status of water source**
- Water is safe to drink
 - Water tastes/smells bad
 - People sick after drinking
 - No information
- Sufficiency of available water to meet household needs**
- Sufficient
 - Insufficient
 - No information
- Most common method of garbage disposal**

Abu Talha

- Network
- Disposed at designated site

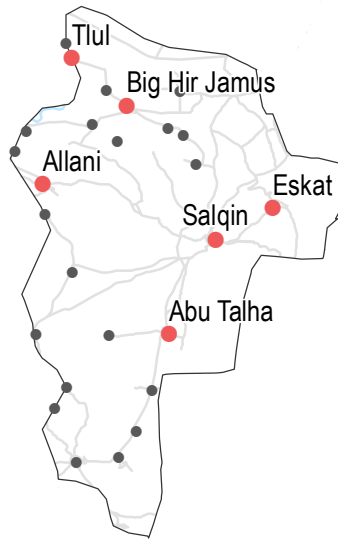
Allani

- Network
- Disposed at designated site

Big Hir Jamus

- Network
- Private paid collection

• 3/26 communities assessed (3 communities are shown on the next factsheet): Abu Talha, Allani, Big Hir Jamus



Education

- Status of primary schools in village**
- Functioning
 - Not functioning
 - Not available
 - No information
- Barriers to accessing education services**
- Abu Talha**
Most children accessed education

Big Hir Jamus

Most children accessed education

Allani

Most children accessed education

Health

- Most common health problems
- Most common barriers to accessing healthcare

Abu Talha

Pregnancy related diseases
Fever
Severe diseases affecting those aged less than 5

No difficulties reported

Allani

Maternal health issues
Injuries
Severe diseases affecting those aged less than 5

No difficulties reported

Big Hir Jamus

Maternal health issues
Injuries
Severe diseases affecting those aged less than 5

No difficulties reported

Food Security

Abu Talha

- Public bakeries
- Bread: 125 SYP
- Rice: 500 SYP
- Lentils: 500 SYP
- Sugar: 500 SYP
- Cooking oil: 800 SYP
- No difficulties reported

Allani

- Public bakeries
- Bread: 125 SYP
- Rice: 500 SYP
- Lentils: 500 SYP
- Sugar: 500 SYP
- Cooking oil: 800 SYP
- No difficulties reported

Big Hir Jamus

- Public bakeries
- Bread: 125 SYP
- Rice: 500 SYP
- Lentils: 500 SYP
- Sugar: 500 SYP
- Cooking oil: 800 SYP
- No difficulties reported

Main challenges to obtaining food

- No challenges
- Some foods unavailable
- Local production decreased
- Lack of access to markets
- Some foods expensive
- Lack of resources to buy food
- Lack of access to fuel
- Cooking fuel unavailable
- No information

Bread (public): 1 pack
Rice: 1kg
Lentils: 1kg
Sugar: 1kg
Cooking oil: 1 litre

Access to bread

- Most common source of bread
- Most common barriers to accessing bread
- Number of days, per month, where bread from private bakeries was unavailable

Salqin 2/2, Idleb Governorate

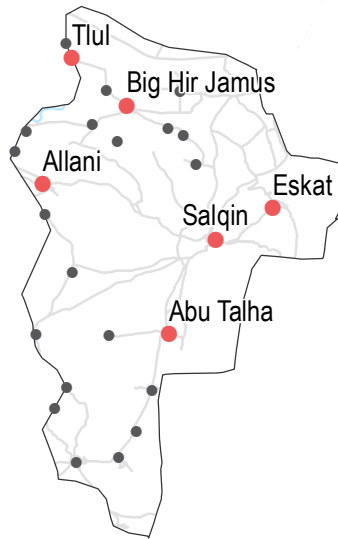
September 2017

Displacement

- % of pre-conflict population remaining
- % of population that are female
- % of female-headed households
- IDPs living in village
- New IDP arrivals
- Returnees

Community	% of pre-conflict population remaining	% of population that are female	% of female-headed households	IDPs living in village	New IDP arrivals	Returnees
Eskat	76-100%	26-50%	1-25%	Yes	No	No
Salqin	76-100%	26-50%	1-25%	Yes	Yes	No
Tlul	76-100%	26-50%	1-25%	Yes	No	No

• 3/26 communities assessed (3 communities are shown on the previous factsheet): Eskat, Salqin, Tlul



Shelter

- Independent apartment or house
- Shared apartment or house
- Unfinished apartment or house
- Tent
- Private space not for shelter
- Cave/natural shelter
- Collective public space not for shelter
- No IDPs
- No information
- Min - Max: rent paid per room (where known)

Community	Most common shelter	NDPs	IDPs
Eskat	Independent apartment or house	2000 - 3000 SYP	2000 - 3000 SYP
Salqin	Independent apartment or house	3000 - 4000 SYP	3000 - 4000 SYP
Tlul	Independent apartment or house	2000 - 3000 SYP	2000 - 3000 SYP

Livelihoods

Most common source of income

Most common strategies used to cope with lack of income / resources

Community	Most common source of income	Most common strategies used to cope with lack of income / resources
Eskat	Stable employment Farm owning Business/trade	Children sent to work/beg Taking loans/buying on credit
Salqin	Stable employment Farm owning Business/trade	Children sent to work/beg Taking loans/buying on credit
Tlul	Daily employment Farm owning Business/trade	Children sent to work/beg Taking loans/buying on credit

NFIs

Eskat

B 7000 SYP	3200 SYP
C 350 SYP	2500 SYP
D 240 SYP	400 SYP
F 60000 SYP	NA

Salqin

B 8000 SYP	NA
C 350 SYP	2500 SYP
D 290 SYP	400 SYP
F 75000 SYP	NA

Tlul

B 8500 SYP	NA
C 350 SYP	2500 SYP
D 280 SYP	400 SYP
F 60000 SYP	NA

Eskat
No lack of fuel

Salqin
No lack of fuel

Tlul
No lack of fuel

Most common electricity source

- Main network
- Generator
- No source
- Solar alternative
- No information

Fuel Prices (SYP)*

- B** Butane (cannister)
- C** Coal (1kg)
- D** Diesel (1 litre)
- F** Firewood (1 tonne)

NFI Prices (SYP)*

- Cement (50kg)
- Floor mat (3*4m)
- Plastic tarpaulin (1m²)
- Tent (5 persons)

NA: not available for purchase

Most common strategies used to cope with a lack of fuel

Salqin 2/2, Idleb Governorate

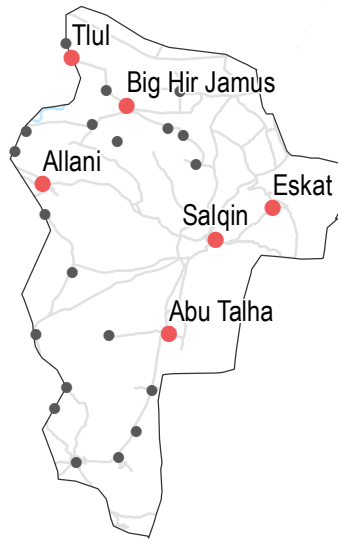
WASH

- Most common water source**
- Status of water source**
- Water is safe to drink
 - Water tastes/smells bad
 - People sick after drinking
 - No information
- Sufficiency of available water to meet household needs**
- Sufficient
 - Insufficient
 - No information
- Most common method of garbage disposal**

Eskat

- Network
 - Disposed at designated site
- ### Salqin
- Network
 - Disposed at designated site
- ### Tlul
- Network
 - Disposed at designated site

• 3/26 communities assessed (3 communities are shown on the previous factsheet): Eskat, Salqin, Tlul



Education

- Status of primary schools in village**
- Functioning
 - Not functioning
 - Not available
 - No information
- Barriers to accessing education services**
- Eskat**
Most children accessed education

- Tlul**
Most children accessed education

- Salqin**
Most children accessed education

Health

	Most common health problems	Most common barriers to accessing healthcare
Eskat	Injuries Severe diseases affecting those aged less than 5	No difficulties reported
Salqin	Disabilities Injuries Severe diseases affecting those aged less than 5	No difficulties reported
Tlul	Communicable diseases Fever Severe diseases affecting those aged less than 5	No difficulties reported

Food Security

Eskat

- Public bakeries
- Bread: 125 SYP
- Rice: 500 SYP
- Lentils: 500 SYP
- Sugar: 500 SYP
- Cooking oil: 800 SYP
- No difficulties reported
- 1 to 10

Salqin

- Public bakeries
- Bread: 125 SYP
- Rice: 500 SYP
- Lentils: 500 SYP
- Sugar: 500 SYP
- Cooking oil: 800 SYP
- No difficulties reported
- 0

Tlul

- Public bakeries
- Bread: 150 SYP
- Rice: 500 SYP
- Lentils: 500 SYP
- Sugar: 500 SYP
- Cooking oil: 800 SYP
- No difficulties reported
- 0

Main challenges to obtaining food

- No challenges
- Some foods unavailable
- Local production decreased
- Lack of access to markets
- Some foods expensive
- Lack of resources to buy food
- Lack of access to fuel
- Cooking fuel unavailable
- No information

- Bread (public): 1 pack
- Rice: 1kg
- Lentils: 1kg
- Sugar: 1kg
- Cooking oil: 1 litre

- Access to bread**
- Most common source of bread
 - Most common barriers to accessing bread
 - Number of days, per month, where bread from private bakeries was unavailable

Saraqab 1/3, Idleb Governorate

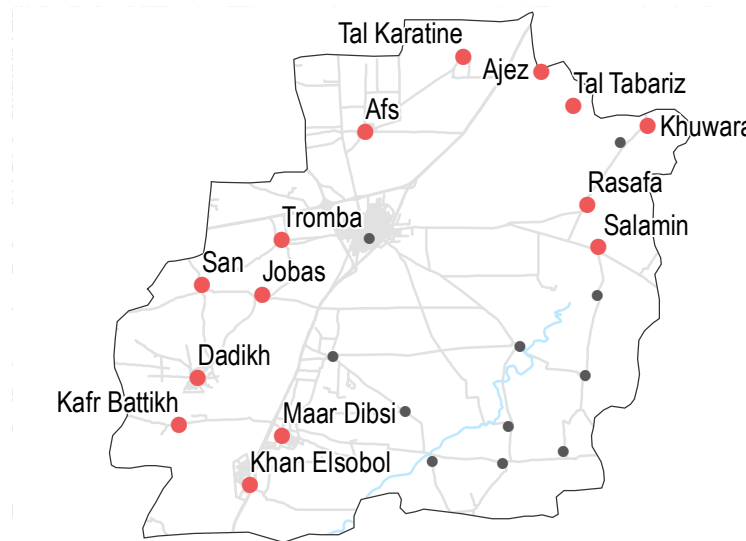
September 2017

Displacement

- % of pre-conflict population remaining
- % of population that are female
- % of female-headed households
- IDPs living in village
- New IDP arrivals
- Returnees

Community	% of pre-conflict population remaining	% of population that are female	% of female-headed households	IDPs living in village	New IDP arrivals	Returnees
Afs	76-100%	51-75%	1-25%	Yes	Yes	No
Ajez	76-100%	51-75%	1-25%	Yes	No	No
Dadikh	76-100%	51-75%	1-25%	Yes	No	No
Jobas	76-100%	51-75%	1-25%	Yes	No	No
Kafr Battikh	76-100%	51-75%	26-50%	Yes	Yes	No

• 14/25 communities assessed (9 communities are shown on the next two factsheets): Afs, Ajez, Dadikh, Jobas, Kafr Battikh



NFIs

Community	Electricity Source	Fuel Prices (SYP)*	NFI Prices (SYP)*
Afs	B 6500 SYP, C NA, D 265 SYP, F NA	B 6500 SYP, C NA, D 260 SYP, F NA	B 6500 SYP, C NA, D 265 SYP, F NA
Ajez	B 6500 SYP, C NA, D 265 SYP, F NA	B 6500 SYP, C NA, D 265 SYP, F NA	B 6500 SYP, C NA, D 265 SYP, F NA
Dadikh	B 6500 SYP, C NA, D 265 SYP, F NA	B 6500 SYP, C NA, D 265 SYP, F NA	B 6500 SYP, C NA, D 265 SYP, F NA
Jobas	B 6500 SYP, C NA, D 260 SYP, F NA	B 6500 SYP, C NA, D 260 SYP, F NA	B 6500 SYP, C NA, D 260 SYP, F NA
Kafr Battikh	B 6500 SYP, C NA, D 265 SYP, F NA	B 6500 SYP, C NA, D 265 SYP, F NA	B 6500 SYP, C NA, D 265 SYP, F NA

Shelter

- Independent apartment or house
- Shared apartment or house
- Unfinished apartment or house
- Tent
- Private space not for shelter
- Cave/natural shelter
- Collective public space not for shelter
- No IDPs
- No information
- Min - Max: rent paid per room (where known)

Community	Most common shelter	Min - Max: rent paid per room (where known)
Afs	Independent apartment or house	8000 - 10000 SYP
Ajez	Independent apartment or house	2500 - 5000 SYP
Dadikh	No IDPs	4500 - 6000 SYP
Jobas	Independent apartment or house	4000 - 5000 SYP
Kafr Battikh	Independent apartment or house	3000 - 5000 SYP

Livelihoods

Community	Most common source of income	Most common strategies used to cope with lack of income / resources
Afs	Daily employment Farm owning Business/trade	Borrowing from family/friends Selling household assets Skipping meals
Ajez	Daily employment Farm owning Business/trade	Borrowing from family/friends Selling household assets Skipping meals
Dadikh	Daily employment Farm owning Business/trade	Borrowing from family/friends Selling household assets Skipping meals
Jobas	Daily employment Farm owning Business/trade	Borrowing from family/friends Skipping meals Reducing meal size
Kafr Battikh	Daily employment Farm owning Business/trade	Borrowing from family/friends Selling household assets Skipping meals

Community	Most common electricity source	Fuel Prices (SYP)*	NFI Prices (SYP)*	Most common strategies used to cope with a lack of fuel
Afs	B 6500 SYP, C NA, D 265 SYP, F NA	B 6500 SYP, C NA, D 260 SYP, F NA	B 6500 SYP, C NA, D 265 SYP, F NA	No lack of fuel
Ajez	B 6500 SYP, C NA, D 265 SYP, F NA	B 6500 SYP, C NA, D 265 SYP, F NA	B 6500 SYP, C NA, D 265 SYP, F NA	No lack of fuel
Dadikh	B 6500 SYP, C NA, D 265 SYP, F NA	B 6500 SYP, C NA, D 265 SYP, F NA	B 6500 SYP, C NA, D 265 SYP, F NA	No lack of fuel
Jobas	B 6500 SYP, C NA, D 260 SYP, F NA	B 6500 SYP, C NA, D 260 SYP, F NA	B 6500 SYP, C NA, D 260 SYP, F NA	No lack of fuel
Kafr Battikh	B 6500 SYP, C NA, D 265 SYP, F NA	B 6500 SYP, C NA, D 265 SYP, F NA	B 6500 SYP, C NA, D 265 SYP, F NA	No lack of fuel

Saraqab 1/3, Idleb Governorate

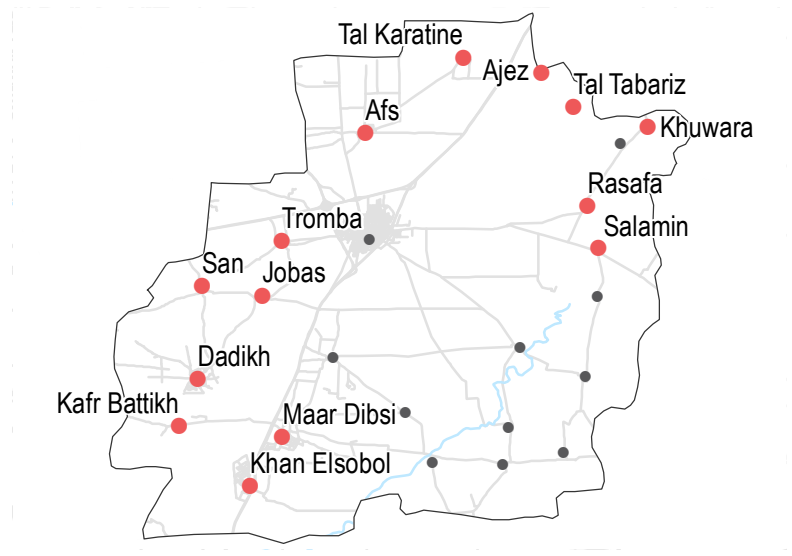
September 2017

WASH

- Most common water source**
- Status of water source**
- Water is safe to drink
 - Water tastes/smells bad
 - People sick after drinking
 - No information
- Sufficiency of available water to meet household needs**
- Sufficient
 - Insufficient
 - No information
- Most common method of garbage disposal**

- Afs**
- Network
 - Public free collection
- Ajez**
- Network
 - Left in street / public area
- Dadikh**
- Network
 - Public free collection
- Jobas**
- Network
 - Private paid collection
- Kafr Battikh**
- Network
 - Public free collection

• 14/25 communities assessed (9 communities are shown on the next two factsheets): Afs, Ajez, Dadikh, Jobas, Kafr Battikh



Education

- Status of primary schools in village**
- Functioning
 - Not functioning
 - Not available
 - No information
- Barriers to accessing education services**
- Afs: Most children accessed education
 - Jobas: Most children accessed education
 - Kafr Battikh: Most children accessed education
 - Ajez: Most children accessed education

- Dadikh**
- Most children accessed education
- Jobas**
- Most children accessed education
- Kafr Battikh**
- Most children accessed education
- Ajez**
- Most children accessed education

Health

	Most common health problems	Most common barriers to accessing healthcare
Afs	Injuries Acute respiratory infections	No facilities in the area High cost of transportation
Ajez	Chronic diseases Acute respiratory infections	No facilities in the area High cost of transportation Lack of transportation
Dadikh	Skin diseases Chronic diseases	No facilities in the area High cost of transportation Lack of transportation
Jobas	Chronic diseases Injuries	No facilities in the area High cost of transportation Lack of transportation
Kafr Battikh	Skin diseases Chronic diseases	No difficulties reported

Food Security

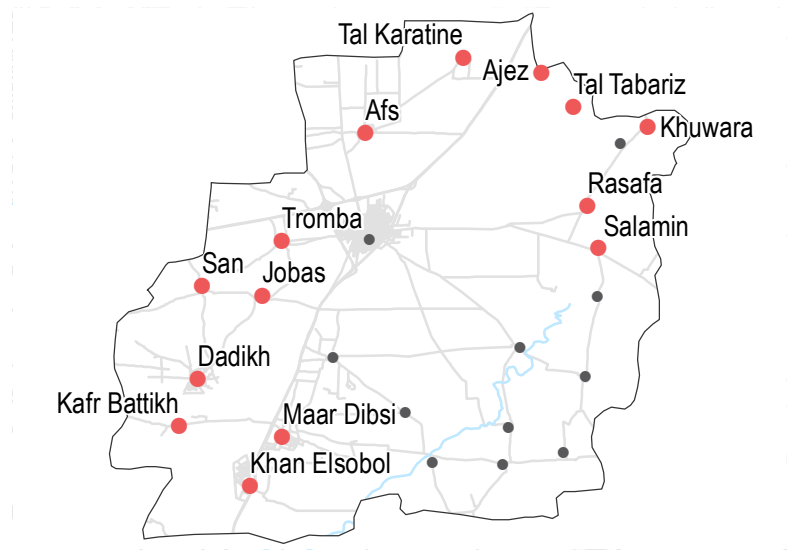
- Afs**
- Bread: no info
 - Rice: 550 SYP
 - Lentils: 550 SYP
 - Sugar: 450 SYP
 - Cooking oil: 600 SYP
 - Private bakeries: 1 to 10
 - No difficulties reported
- Ajez**
- Bread: no info
 - Rice: 550 SYP
 - Lentils: 550 SYP
 - Sugar: 450 SYP
 - Cooking oil: 600 SYP
 - Shops
 - No difficulties reported
 - Private bakeries unavailable
- Dadikh**
- Bread: 100 SYP
 - Rice: 550 SYP
 - Lentils: 550 SYP
 - Sugar: 450 SYP
 - Cooking oil: 600 SYP
 - Public bakeries
 - No difficulties reported
 - 1 to 10
- Jobas**
- Bread: no info
 - Rice: 550 SYP
 - Lentils: 550 SYP
 - Sugar: 450 SYP
 - Cooking oil: 600 SYP
 - Shops
 - No difficulties reported
 - Private bakeries unavailable
- Kafr Battikh**
- Bread: 100 SYP
 - Rice: 550 SYP
 - Lentils: 550 SYP
 - Sugar: 450 SYP
 - Cooking oil: 600 SYP
 - Public bakeries
 - No difficulties reported
 - 1 to 10
- Main challenges to obtaining food**
- No challenges
 - Some foods unavailable
 - Local production decreased
 - Some foods expensive
 - Lack of resources to buy food
 - Lack of access to fuel
 - Cooking fuel unavailable
 - No information
- Access to bread**
- Bread (public): 1 pack
 - Rice: 1kg
 - Lentils: 1kg
 - Sugar: 1kg
 - Cooking oil: 1 litre
 - Most common source of bread
 - Most common barriers to accessing bread
 - Number of days, per month, where bread from private bakeries was unavailable

Displacement

- % of pre-conflict population remaining
- % of population that are female
- % of female-headed households
- IDPs living in village
- New IDP arrivals
- Returnees

Community	% of pre-conflict population remaining	% of population that are female	% of female-headed households	IDPs living in village	New IDP arrivals	Returnees
Khan Elsobol	76-100%	51-75%	1-25%	Yes	Yes	No
Khuwara	76-100%	51-75%	1-25%	Yes	Yes	No
Maar Dibsi	76-100%	51-75%	26-50%	Yes	Yes	No
Rasafa	76-100%	51-75%	1-25%	Yes	No	No
Salamin	76-100%	51-75%	1-25%	Yes	No	No

• 14/25 communities assessed (5 communities are shown on the previous factsheet, 4 communities are shown on the next factsheet): Khan Elsobol, Khuwara, Maar Dibsi, Rasafa, Salamin



Shelter

- Independent apartment or house
- Shared apartment or house
- Unfinished apartment or house
- Tent
- Private space not for shelter
- Cave/natural shelter
- Collective public space not for shelter
- No IDPs
- No information
- Min - Max: rent paid per room (where known)

Community	Most common shelter	NDPs	IDPs	Price (SYP)
Khan Elsobol	Independent apartment or house			4000 - 6000
Rasafa	Independent apartment or house			3000 - 5000
Khuwara	Independent apartment or house			4000 - 6000
Salamin	Independent apartment or house			4000 - 6000
Maar Dibsi	No IDPs			4000 - 5000

Livelihoods

Community	Most common source of income	Most common strategies used to cope with lack of income / resources
Khan Elsobol	Daily employment Farm owning Business/trade	Borrowing from family/friends Selling household assets Reducing meal size
Khuwara	Daily employment Farm owning Business/trade	Borrowing from family/friends Selling household assets Skipping meals
Maar Dibsi	Daily employment Farm owning Business/trade	Borrowing from family/friends Selling household assets Skipping meals
Rasafa	Daily employment Farm owning Business/trade	Borrowing from family/friends Selling household assets Skipping meals
Salamin	Daily employment Farm owning Business/trade	Borrowing from family/friends Selling household assets Skipping meals

NFIs

Community	Electricity Source	Fuel Prices (SYP)*	NFI Prices (SYP)*
Khan Elsobol	B 6500 SYP C NA D 265 SYP F NA	B 6500 SYP C NA D 265 SYP F NA	B 6500 SYP C NA D 260 SYP F NA
Rasafa	B 6500 SYP C NA D 265 SYP F NA	B 6500 SYP C NA D 265 SYP F NA	B 6500 SYP C NA D 265 SYP F NA
Khuwara	B 6500 SYP C NA D 265 SYP F NA	B 6500 SYP C NA D 265 SYP F NA	B 6500 SYP C NA D 260 SYP F NA
Salamin	B 6500 SYP C NA D 265 SYP F NA	B 6500 SYP C NA D 265 SYP F NA	B 6500 SYP C NA D 265 SYP F NA
Maar Dibsi	B 6500 SYP C NA D 260 SYP F NA	B 6500 SYP C NA D 260 SYP F NA	B 6500 SYP C NA D 260 SYP F NA

Community	Most common electricity source	Fuel Prices (SYP)*	NFI Prices (SYP)*	Most common strategies used to cope with a lack of fuel
Khan Elsobol	Main network	B Butane (cannister) C Coal (1kg) D Diesel (1 litre) F Firewood (1 tonne)	NFI Prices (SYP)* Cement (50kg) Floor mat (3*4m) Plastic tarpaulin (1m²) Tent (5 persons)	No lack of fuel
Khuwara	Generator	B Butane (cannister) C Coal (1kg) D Diesel (1 litre) F Firewood (1 tonne)	NFI Prices (SYP)* Cement (50kg) Floor mat (3*4m) Plastic tarpaulin (1m²) Tent (5 persons)	No lack of fuel
Rasafa	Generator	B Butane (cannister) C Coal (1kg) D Diesel (1 litre) F Firewood (1 tonne)	NFI Prices (SYP)* Cement (50kg) Floor mat (3*4m) Plastic tarpaulin (1m²) Tent (5 persons)	No lack of fuel
Salamin	Generator	B Butane (cannister) C Coal (1kg) D Diesel (1 litre) F Firewood (1 tonne)	NFI Prices (SYP)* Cement (50kg) Floor mat (3*4m) Plastic tarpaulin (1m²) Tent (5 persons)	No lack of fuel
Maar Dibsi	Generator	B Butane (cannister) C Coal (1kg) D Diesel (1 litre) F Firewood (1 tonne)	NFI Prices (SYP)* Cement (50kg) Floor mat (3*4m) Plastic tarpaulin (1m²) Tent (5 persons)	No lack of fuel

WASH

- Most common water source**
- Status of water source
- Water is safe to drink
 - Water tastes/smells bad
 - People sick after drinking
 - No information
- Sufficiency of available water to meet household needs
- Sufficient
 - Insufficient
 - No information
- Most common method of garbage disposal

Khan Elsobol

- Network
- Public free collection

Khuwara

- Network
- Disposed at designated site

Maar Dibsi

- Network
- Private paid collection

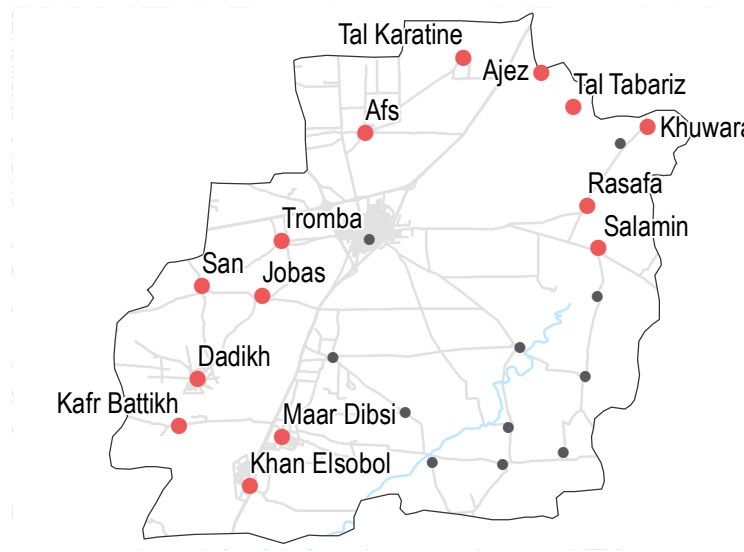
Rasafa

- Network
- Left in street / public area

Salamin

- Network
- Left in street / public area

• 14/25 communities assessed (5 communities are shown on the previous factsheet, 4 communities are shown on the next factsheet): Khan Elsobol, Khuwara, Maar Dibsi, Rasafa, Salamin



Education

- Status of primary schools in village
- Functioning
 - Not functioning
 - Not available
 - No information
- Barriers to accessing education services
- Khan Elsobol: Some facilities destroyed, Lack of teaching staff
 - Khuwara: Lack of teaching staff, Lack of school supplies

Maar Dibsi

Most children accessed education

Rasafa

Lack of teaching staff
Lack of school supplies

Salamin

Most children accessed education

Health

Most common health problems

Most common barriers to accessing healthcare

Khan Elsobol

Skin diseases
Chronic diseases
Injuries

High cost of transportation
Lack of transportation

Khuwara

Chronic diseases
Acute respiratory infections

No difficulties reported

Maar Dibsi

Skin diseases
Chronic diseases
Acute respiratory infections

Lack of transportation

Rasafa

Skin diseases
Chronic diseases
Acute respiratory infections

No facilities in the area
High cost of transportation
Lack of transportation

Salamin

Chronic diseases
Acute respiratory infections

Lack of transportation

Food Security

Khan Elsobol

- Private bakeries
 - No difficulties reported
 - 1 to 10
- Bread: no info
Rice: 550 SYP
Lentils: 550 SYP
Sugar: 450 SYP
Cooking oil: 600 SYP

Khuwara

- Private bakeries
 - No difficulties reported
 - 1 to 10
- Bread: no info
Rice: 550 SYP
Lentils: 550 SYP
Sugar: 450 SYP
Cooking oil: 600 SYP

Maar Dibsi

- Shops
 - No difficulties reported
 - 1 to 10
- Bread: no info
Rice: 550 SYP
Lentils: 550 SYP
Sugar: 425 SYP
Cooking oil: 600 SYP

Rasafa

- Shops
 - No difficulties reported
 - Private bakeries unavailable
- Bread: no info
Rice: 550 SYP
Lentils: 550 SYP
Sugar: 450 SYP
Cooking oil: 600 SYP

Salamin

- Shops
 - No difficulties reported
 - 1 to 10
- Bread: no info
Rice: 550 SYP
Lentils: 550 SYP
Sugar: 450 SYP
Cooking oil: 600 SYP

Main challenges to obtaining food

- No challenges
- Some foods unavailable
- Local production decreased
- Lack of access to markets
- Some foods expensive
- Lack of resources to buy food
- Lack of access to fuel
- Cooking fuel unavailable
- No information

Bread (public): 1 pack
Rice: 1kg
Lentils: 1kg
Sugar: 1kg
Cooking oil: 1 litre

Access to bread

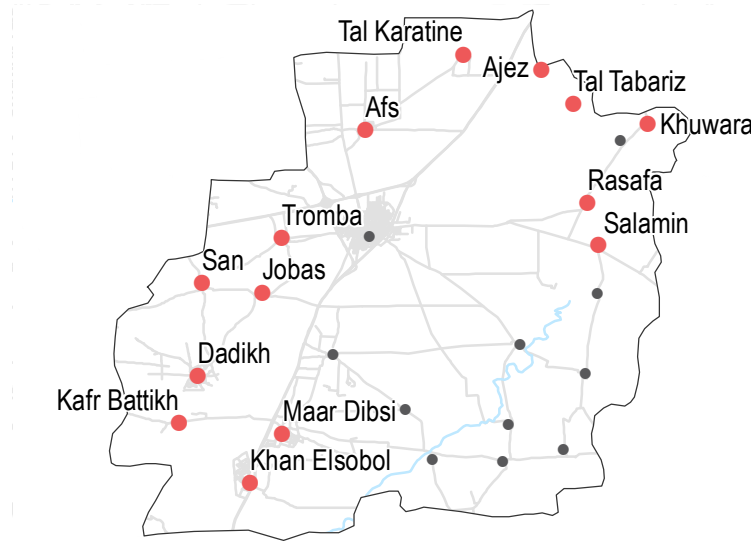
- Most common source of bread
- Most common barriers to accessing bread
- Number of days, per month, where bread from private bakeries was unavailable

Displacement

- % of pre-conflict population remaining
- % of population that are female
- % of female-headed households
- IDPs living in village
- New IDP arrivals
- Returnees

San	Tal Karatine	Tal Tabariz	Tromba
76-100% 51-75% 1-25%	76-100% 51-75% 1-25%	76-100% 51-75% 1-25%	76-100% 51-75% 1-25%
Yes No No	Yes No No	Yes No No	Yes No No

• 14/25 communities assessed (10 communities are shown on the previous two factsheets): San, Tal Karatine, Tal Tabariz, Tromba



NFIs

San	Tromba	Tal Karatine	Tal Tabariz
B 6500 SYP 2600 SYP C NA 5500 SYP D 265 SYP 500 SYP F NA 23500 SYP	B 6500 SYP 2600 SYP C NA 6000 SYP D 265 SYP 550 SYP F NA 23500 SYP	B 6500 SYP 2600 SYP C NA 6000 SYP D 260 SYP 550 SYP F NA 23000 SYP	B 6500 SYP 2600 SYP C NA 5500 SYP D 265 SYP 500 SYP F NA 23500 SYP

- Most common electricity source
- Main network
 - Generator
 - No source
 - Solar alternative
 - No information
- Fuel Prices (SYP)*
- B** Butane (cannister)
 - C** Coal (1kg)
 - D** Diesel (1 litre)
 - F** Firewood (1 tonne)
- NFI Prices (SYP)*
- Cement (50kg)
 - Floor mat (3*4m)
 - Plastic tarpaulin (1m²)
 - Tent (5 persons)
- NA: not available for purchase

Shelter

- Most common shelter
- Independent apartment or house
 - Shared apartment or house
 - Unfinished apartment or house
 - Tent
 - Private space not for shelter
 - Cave/natural shelter
 - Collective public space not for shelter
 - No IDPs
 - No information
- Min - Max: rent paid per room (where known)

San	Tromba
NDPs IDPs	NDPs IDPs
8000 - 10000 SYP	3000 - 5000 SYP
Tal Karatine	
NDPs IDPs	
4000 - 6000 SYP	
Tal Tabariz	
NDPs IDPs	
3000 - 5000 SYP	

Livelihoods

	Most common source of income	Most common strategies used to cope with lack of income / resources
San	Daily employment Farm owning Business/trade	Borrowing from family/friends Selling household assets Skipping meals
Tal Karatine	Daily employment Farm owning Business/trade	Borrowing from family/friends Selling household assets Skipping meals
Tal Tabariz	Daily employment Farm owning Business/trade	Borrowing from family/friends Selling household assets Skipping meals
Tromba	Daily employment Farm owning Business/trade	Borrowing from family/friends Selling household assets Skipping meals

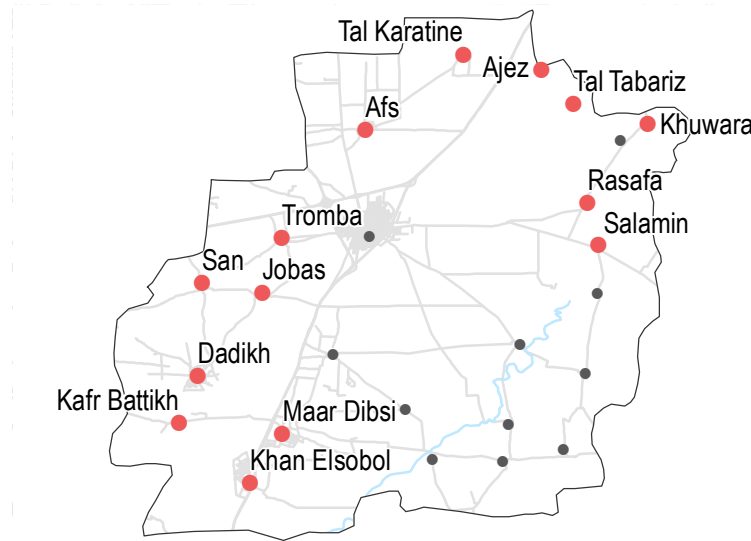
San	Tal Karatine	Tromba	Tal Tabariz
San No lack of fuel	Tal Karatine No lack of fuel	Tromba No lack of fuel	Tal Tabariz No lack of fuel

WASH

- Most common water source
- Status of water source
- Water is safe to drink
 - Water tastes/smells bad
 - People sick after drinking
 - No information
- Sufficiency of available water to meet household needs
- Sufficient
 - Insufficient
 - No information
- Most common method of garbage disposal

- San**
- Network
 - Left in street / public area
- Tal Karatine**
- Network
 - Buried / burned
- Tal Tabariz**
- Network
 - Left in street / public area
- Tromba**
- Network
 - Left in street / public area

• 14/25 communities assessed (10 communities are shown on the previous two factsheets): San, Tal Karatine, Tal Tabariz, Tromba



Education

- Status of primary schools in village
- Functioning
 - Not functioning
 - Not available
 - No information
- Barriers to accessing education services

- Tal Tabariz**
- Lack of teaching staff
 - Lack of school supplies
- Tromba**
- Most children accessed education

- San**
- Lack of teaching staff
 - Lack of school supplies
 - Services are too far
- Tal Karatine**
- Most children accessed education

Health

- Most common health problems
- Most common barriers to accessing healthcare

Community	Most common health problems	Most common barriers to accessing healthcare
San	Skin diseases Chronic diseases Acute respiratory infections	No facilities in the area High cost of transportation Lack of transportation
Tal Karatine	Chronic diseases Acute respiratory infections	No facilities in the area Lack of transportation
Tal Tabariz	Chronic diseases Acute respiratory infections	No facilities in the area High cost of transportation Lack of transportation
Tromba	Chronic diseases Acute respiratory infections	No facilities in the area High cost of transportation Lack of transportation

Food Security

- San**
- Shops
 - No difficulties reported
 - Private bakeries unavailable
- Bread: no info
Rice: 550 SYP
Lentils: 550 SYP
Sugar: 450 SYP
Cooking oil: 600 SYP
- Tal Karatine**
- Shops
 - No difficulties reported
 - Private bakeries unavailable
- Bread: no info
Rice: 600 SYP
Lentils: 550 SYP
Sugar: 450 SYP
Cooking oil: 600 SYP
- Tal Tabariz**
- Shops
 - No difficulties reported
 - Private bakeries unavailable
- Bread: no info
Rice: 550 SYP
Lentils: 550 SYP
Sugar: 450 SYP
Cooking oil: 600 SYP
- Tromba**
- Shops
 - No difficulties reported
 - Private bakeries unavailable
- Bread: no info
Rice: 550 SYP
Lentils: 550 SYP
Sugar: 450 SYP
Cooking oil: 600 SYP
- Main challenges to obtaining food**
- No challenges
 - Some foods unavailable
 - Local production decreased
 - Lack of access to markets
 - Some foods expensive
 - Lack of resources to buy food
 - Lack of access to fuel
 - Cooking fuel unavailable
 - No information
- Bread (public): 1 pack
Rice: 1kg
Lentils: 1kg
Sugar: 1kg
Cooking oil: 1 litre
- Access to bread**
- Most common source of bread
 - Most common barriers to accessing bread
 - Number of days, per month, where bread from private bakeries was unavailable

Sarmin, Idleb Governorate

September 2017

Displacement

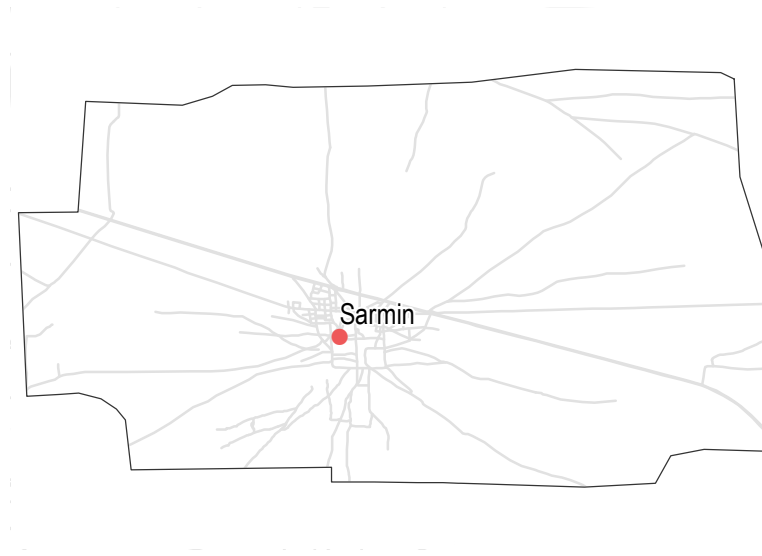
- % of pre-conflict population remaining
- % of population that are female
- % of female-headed households
- IDPs living in village
- New IDP arrivals
- Returnees

Sarmin

51-75% 51-75% 1-25%

Yes No No

• 1/1 community assessed: Sarmin



NFIs

Sarmin

B 6500 SYP 2650 SYP

C NA 6000 SYP

D 265 SYP 550 SYP

F NA 23500 SYP

- Most common electricity source
- Main network
 - Generator
 - No source
 - Solar alternative
 - No information
- Fuel Prices (SYP)*
- B** Butane (cannister)
 - C** Coal (1kg)
 - D** Diesel (1 litre)
 - F** Firewood (1 tonne)
- NFI Prices (SYP)*
- Cement (50kg)
 - Floor mat (3*4m)
 - Plastic tarpaulin (1m²)
 - Tent (5 persons)
- NA: not available for purchase

Shelter

- Most common shelter
- Independent apartment or house
 - Shared apartment or house
 - Unfinished apartment or house
 - Tent
 - Private space not for shelter
 - Cave/natural shelter
 - Collective public space not for shelter
 - No IDPs
 - No information
- Min - Max: rent paid per room (where known)

Sarmin

NDPs IDPs

4000 - 6000 SYP

Livelihoods

Most common source of income

Sarmin

Daily employment
Farm owning
Business/trade

Most common strategies used to cope with lack of income / resources

Borrowing from family/friends
Selling household assets
Skipping meals

Sarmin

No lack of fuel

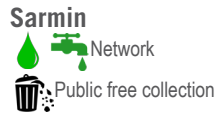
Most common strategies used to cope with a lack of fuel

Sarmin, Idleb Governorate

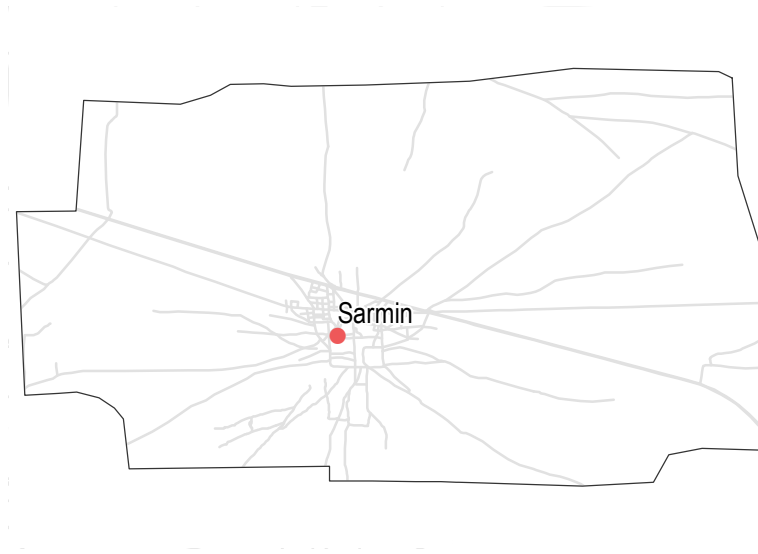
September 2017

WASH

- Most common water source
- Status of water source
 - Water is safe to drink
 - Water tastes/smells bad
 - People sick after drinking
 - No information
- Sufficiency of available water to meet household needs
 - Sufficient
 - Insufficient
 - No information
- Most common method of garbage disposal



• 1/1 community assessed: Sarmin



Food Security

Sarmin

- Bread: no info
- Rice: 550 SYP
- Lentils: 500 SYP
- Sugar: 450 SYP
- Cooking oil: 600 SYP
- Private bakeries
- No difficulties reported
- 1 to 10

Main challenges to obtaining food

- No challenges
- Some foods unavailable
- Local production decreased
- Lack of access to markets
- Some foods expensive
- Lack of resources to buy food
- Lack of access to fuel
- Cooking fuel unavailable
- No information

Bread (public): 1 pack
 Rice: 1kg
 Lentils: 1 kg
 Sugar: 1kg
 Cooking oil: 1 litre

Access to bread

- Most common source of bread
- Most common barriers to accessing bread
- Number of days, per month, where bread from private bakeries was unavailable

Education

- Status of primary schools in village
 - Functioning
 - Not functioning
 - Not available
 - No information
- Barriers to accessing education services

Sarmin
 Most children accessed education

Health

- Most common health problems
 - Skin diseases
 - Chronic diseases
 - Acute respiratory infections
- Most common barriers to accessing healthcare
 - No difficulties reported

Sarmin

Tamanaah, Idleb Governorate

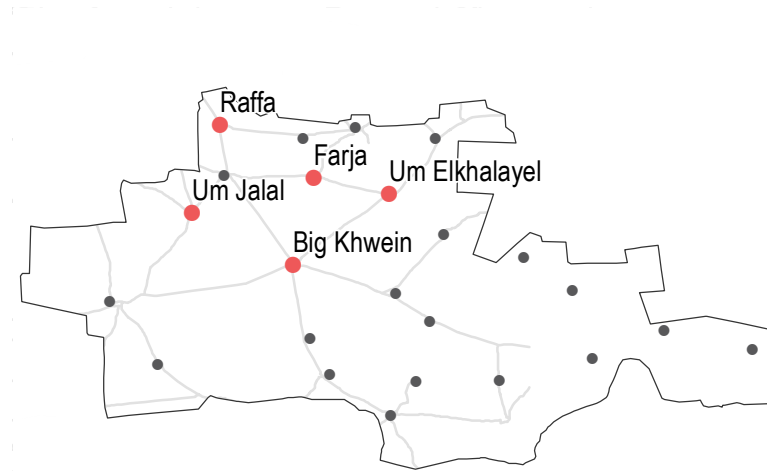
September 2017

Displacement

- % of pre-conflict population remaining
- % of population that are female
- % of female-headed households
- IDPs living in village
- New IDP arrivals
- Returnees

Community	% of pre-conflict population remaining	% of population that are female	% of female-headed households	IDPs living in village	New IDP arrivals	Returnees
Big Khwein	51-75%	26-50%	26-50%	Yes	No info	No
Farja	76-100%	51-75%	1-25%	Yes	Yes	No
Raffa	76-100%	51-75%	1-25%	Yes	Yes	No
Um Elkhalayel	76-100%	51-75%	1-25%	Yes	Yes	No
Um Jalal	76-100%	51-75%	1-25%	Yes	Yes	No

• 5/24 communities assessed: Big Khwein, Farja, Raffa, Um Elkhalayel, Um Jalal



NFIs

Community	Electricity Source	Fuel Prices (SYP)*	NFI Prices (SYP)*
Big Khwein	B 6500 SYP, C 400 SYP, D 350 SYP, F NA	B 2900 SYP, C 4000 SYP, D 350 SYP, F 25000 SYP	Cement (50kg), Floor mat (3*4m), Plastic tarpaulin (1m²), Tent (5 persons)
Um Elkhalayel	B 7500 SYP, C 75 SYP, D 265 SYP, F 75000 SYP	B 2800 SYP, C 4000 SYP, D 350 SYP, F 80000 SYP	Cement (50kg), Floor mat (3*4m), Plastic tarpaulin (1m²), Tent (5 persons)
Farja	B 7300 SYP, C 75 SYP, D 265 SYP, F 75000 SYP	B 2900 SYP, C 4000 SYP, D 350 SYP, F 25000 SYP	Cement (50kg), Floor mat (3*4m), Plastic tarpaulin (1m²), Tent (5 persons)
Um Jalal	B 9000 SYP, C 75 SYP, D 260 SYP, F 80000 SYP	B 2800 SYP, C 4000 SYP, D 350 SYP, F 25000 SYP	Cement (50kg), Floor mat (3*4m), Plastic tarpaulin (1m²), Tent (5 persons)
Raffa	B 7400 SYP, C 75 SYP, D 260 SYP, F 80000 SYP	B 2900 SYP, C 3500 SYP, D 400 SYP, F 25000 SYP	Cement (50kg), Floor mat (3*4m), Plastic tarpaulin (1m²), Tent (5 persons)

Shelter

- Independent apartment or house
- Shared apartment or house
- Unfinished apartment or house
- Tent
- Private space not for shelter
- Cave/natural shelter
- Collective public space not for shelter
- No IDPs
- No information
- Min - Max: rent paid per room (where known)

Community	Most common shelter	NDPs	IDPs
Big Khwein	Independent apartment or house	No info	No info
Farja	Independent apartment or house	3000 - 3500 SYP	3000 - 3500 SYP
Raffa	Independent apartment or house	No info	No info
Um Elkhalayel	Independent apartment or house	3000 - 3500 SYP	3000 - 3500 SYP
Um Jalal	Independent apartment or house	3000 - 3500 SYP	3000 - 3500 SYP

Livelihoods

- Most common source of income
- Most common strategies used to cope with lack of income / resources

Community	Most common source of income	Most common strategies used to cope with lack of income / resources
Big Khwein	Remittances	No info
Farja	Farm owning, Business/trade, Savings	Children sent to work/beg, Selling household assets, Reducing meal size
Raffa	Farm owning, Business/trade, Savings	Children sent to work/beg, Reducing meal size
Um Elkhalayel	Farm owning, Business/trade, Savings	Children sent to work/beg, Selling household assets, Skipping meals
Um Jalal	Farm owning, Business/trade, Savings	Children sent to work/beg, Selling household assets, Reducing meal size

Community	Most common electricity source	Fuel Prices (SYP)*	NFI Prices (SYP)*	Most common strategies used to cope with a lack of fuel
Big Khwein	Main network, Generator, No source, Solar alternative	Butane (cannister), Coal (1kg), Diesel (1 litre), Firewood (1 tonne)	Cement (50kg), Floor mat (3*4m), Plastic tarpaulin (1m²), Tent (5 persons)	Burning furniture not in use
Farja	Main network, Generator, No source, Solar alternative	Butane (cannister), Coal (1kg), Diesel (1 litre), Firewood (1 tonne)	Cement (50kg), Floor mat (3*4m), Plastic tarpaulin (1m²), Tent (5 persons)	No lack of fuel
Raffa	Main network, Generator, No source, Solar alternative	Butane (cannister), Coal (1kg), Diesel (1 litre), Firewood (1 tonne)	Cement (50kg), Floor mat (3*4m), Plastic tarpaulin (1m²), Tent (5 persons)	No lack of fuel
Um Elkhalayel	Main network, Generator, No source, Solar alternative	Butane (cannister), Coal (1kg), Diesel (1 litre), Firewood (1 tonne)	Cement (50kg), Floor mat (3*4m), Plastic tarpaulin (1m²), Tent (5 persons)	No lack of fuel
Um Jalal	Main network, Generator, No source, Solar alternative	Butane (cannister), Coal (1kg), Diesel (1 litre), Firewood (1 tonne)	Cement (50kg), Floor mat (3*4m), Plastic tarpaulin (1m²), Tent (5 persons)	No lack of fuel

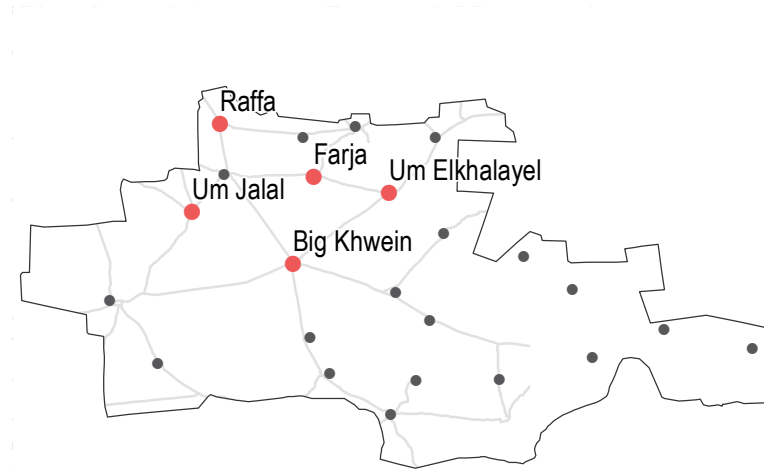
Tamanaah, Idleb Governorate

WASH

- Most common water source
- Status of water source
 - Water is safe to drink
 - Water tastes/smells bad
 - People sick after drinking
 - No information
- Sufficiency of available water to meet household needs
 - Sufficient
 - Insufficient
 - No information
- Most common method of garbage disposal

- Big Khwein**
 - Water trucking
 - Buried / burned
- Farja**
 - Water trucking
 - Public free collection
- Raffa**
 - Water trucking
 - Buried / burned
- Um Elkhalayel**
 - Water trucking
 - Buried / burned
- Um Jalal**
 - Water trucking
 - Buried / burned

• 5/24 communities assessed: Big Khwein, Farja, Raffa, Um Elkhalayel, Um Jalal



Education

- Status of primary schools in village
 - Functioning
 - Not functioning
 - Not available
 - No information
- Barriers to accessing education services
- Big Khwein**
 - Lack of teaching staff

- Raffa**
 - Most children accessed education
- Um Elkhalayel**
 - Most children accessed education
- Um Jalal**
 - Most children accessed education

- Farja**
 - Most children accessed education

Health

- Most common health problems
- Most common barriers to accessing healthcare

Community	Most common health problems	Most common barriers to accessing healthcare
Big Khwein	Diarrhoea Injuries	No facilities in the area
Farja	Skin diseases Pregnancy related diseases Severe diseases affecting those aged less than 5	No facilities in the area
Raffa	Skin diseases Pregnancy related diseases Severe diseases affecting those aged less than 5	No facilities in the area
Um Elkhalayel	Skin diseases Pregnancy related diseases Severe diseases affecting those aged less than 5	No facilities in the area
Um Jalal	Skin diseases Pregnancy related diseases Severe diseases affecting those aged less than 5	No facilities in the area

Food Security

- Big Khwein**
 - Bread: 150 SYP
 - Rice: 600 SYP
 - Lentils: 300 SYP
 - Sugar: 150 SYP
 - Cooking oil: 300 SYP
 - Public bakeries
 - Yeast too expensive
 - 1 to 10
- Farja**
 - Bread: no info
 - Rice: 400 SYP
 - Lentils: 400 SYP
 - Sugar: 380 SYP
 - Cooking oil: 550 SYP
 - Shops
 - No difficulties reported
 - Private bakeries unavailable
- Raffa**
 - Bread: 250 SYP
 - Rice: 400 SYP
 - Lentils: 400 SYP
 - Sugar: 375 SYP
 - Cooking oil: 550 SYP
 - Shops
 - No difficulties reported
 - Private bakeries unavailable
- Um Elkhalayel**
 - Bread: 250 SYP
 - Rice: 400 SYP
 - Lentils: 400 SYP
 - Sugar: 375 SYP
 - Cooking oil: 550 SYP
 - Shops
 - No difficulties reported
 - Private bakeries unavailable
- Um Jalal**
 - Bread: 250 SYP
 - Rice: 400 SYP
 - Lentils: 400 SYP
 - Sugar: 375 SYP
 - Cooking oil: 550 SYP
 - Shops
 - No difficulties reported
 - Private bakeries unavailable

- Main challenges to obtaining food
 - No challenges
 - Some foods unavailable
 - Local production decreased
 - Lack of access to markets
 - Some foods expensive
 - Lack of resources to buy food
 - Lack of access to fuel
 - Cooking fuel unavailable
 - No information
- Bread (public): 1 pack
- Rice: 1kg
- Lentils: 1kg
- Sugar: 1kg
- Cooking oil: 1 litre
- Access to bread
 - Most common source of bread
 - Most common barriers to accessing bread
 - Number of days, per month, where bread from private bakeries was unavailable

Teftnaz, Idleb Governorate

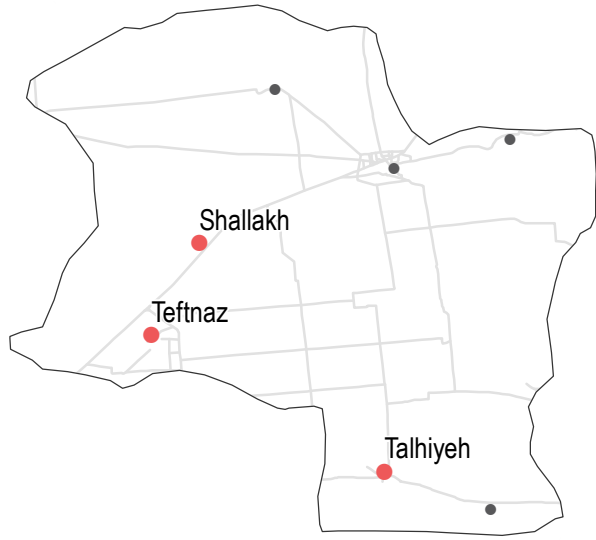
September 2017

Displacement

- % of pre-conflict population remaining
- % of population that are female
- % of female-headed households
- IDPs living in village
- New IDP arrivals
- Returnees

Community	% of pre-conflict population remaining	% of population that are female	% of female-headed households	IDPs living in village	New IDP arrivals	Returnees
Shallakh	76-100%	51-75%	1-25%	Yes	No	No
Talhiyeh	76-100%	51-75%	1-25%	Yes	No	No
Teftnaz	51-75%	51-75%	1-25%	Yes	No	No

• 3/7 communities assessed: Shallakh, Talhiyeh, Teftnaz



Shelter

- Independent apartment or house
- Shared apartment or house
- Unfinished apartment or house
- Tent
- Private space not for shelter
- Cave/natural shelter
- Collective public space not for shelter
- No IDPs
- No information
- Min - Max: rent paid per room (where known)

Community	Most common shelter	NDPs	IDPs	Min - Max: rent paid per room (where known)
Shallakh	Independent apartment or house			4000 - 5000 SYP
Talhiyeh	Independent apartment or house			3000 - 5000 SYP
Teftnaz	No IDPs			5000 - 6000 SYP

Livelihoods

Most common source of income

Most common strategies used to cope with lack of income / resources

Community	Most common source of income	Most common strategies used to cope with lack of income / resources
Shallakh	Daily employment Farm owning Business/trade	Borrowing from family/friends Selling household assets Skipping meals
Talhiyeh	Daily employment Farm owning Business/trade	Borrowing from family/friends Selling household assets Skipping meals
Teftnaz	Daily employment Farm owning Business/trade	Borrowing from family/friends Selling household assets Skipping meals

NFIs

Shallakh

B 6700 SYP	2650 SYP
C NA	6000 SYP
D 275 SYP	550 SYP
F NA	23000 SYP

Talhiyeh

B 6500 SYP	2600 SYP
C NA	6500 SYP
D 265 SYP	550 SYP
F NA	23500 SYP

Teftnaz

B 6600 SYP	2600 SYP
C NA	6000 SYP
D 260 SYP	550 SYP
F NA	23500 SYP

- Most common electricity source
- Main network
 - Generator
 - No source
 - Solar alternative
 - No information

- Fuel Prices (SYP)*
- B** Butane (cannister)
 - C** Coal (1kg)
 - D** Diesel (1 litre)
 - F** Firewood (1 tonne)

- NFI Prices (SYP)*
- Cement (50kg)
 - Floor mat (3*4m)
 - Plastic tarpaulin (1m²)
 - Tent (5 persons)
- NA: not available for purchase

Shallakh

No lack of fuel

Talhiyeh

No lack of fuel

Teftnaz

No lack of fuel

Most common strategies used to cope with a lack of fuel

Teftnaz, Idleb Governorate

WASH

- Most common water source**
- Status of water source**
- Water is safe to drink
 - Water tastes/smells bad
 - People sick after drinking
 - No information
- Sufficiency of available water to meet household needs**
- Sufficient
 - Insufficient
 - No information
- Most common method of garbage disposal**

Shallakh

- Network
- Private paid collection

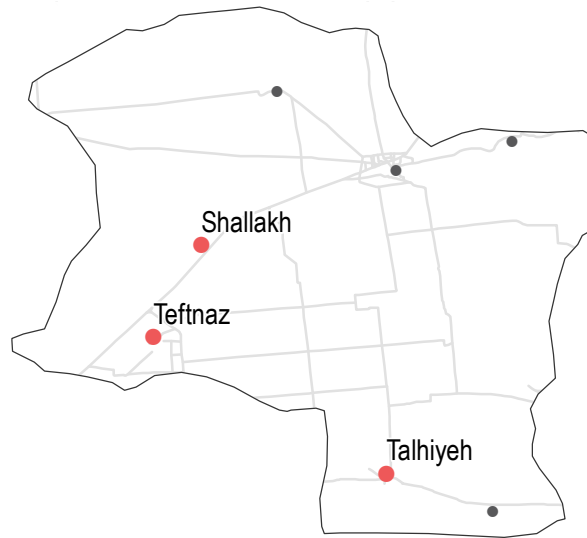
Talhiyeh

- Network
- Left in street / public area

Teftnaz

- Network
- Public free collection

• 3/7 communities assessed: Shallakh, Talhiyeh, Teftnaz



Education

- Status of primary schools in village**
- Functioning
 - Not functioning
 - Not available
 - No information
- Barriers to accessing education services**

Teftnaz

Most children accessed education

Shallakh

Most children accessed education

Talhiyeh

Lack of teaching staff
Lack of school supplies

Health

Most common health problems

Chronic diseases
Acute respiratory infections

Most common barriers to accessing healthcare

No facilities in the area
Lack of transportation

Shallakh

Talhiyeh

Teftnaz

Skin diseases
Chronic diseases
Acute respiratory infections

No facilities in the area
High cost of transportation
Lack of transportation

Chronic diseases
Acute respiratory infections

Food Security

Shallakh

- Shops
 - No difficulties reported
 - Private bakeries unavailable
- Bread: no info
Rice: 550 SYP
Lentils: 550 SYP
Sugar: 450 SYP
Cooking oil: 600 SYP

Talhiyeh

- Private bakeries
 - No difficulties reported
 - 1 to 10
- Bread: no info
Rice: 550 SYP
Lentils: 550 SYP
Sugar: 425 SYP
Cooking oil: 600 SYP

Teftnaz

- Public bakeries
 - No difficulties reported
 - 1 to 10
- Bread: 65 SYP
Rice: 550 SYP
Lentils: 550 SYP
Sugar: 450 SYP
Cooking oil: 600 SYP

Main challenges to obtaining food

- No challenges
- Some foods unavailable
- Local production decreased
- Lack of access to markets
- Some foods expensive
- Lack of resources to buy food
- Lack of access to fuel
- Cooking fuel unavailable
- No information

Bread (public): 1 pack
Rice: 1kg
Lentils: 1 kg
Sugar: 1kg
Cooking oil: 1 litre

Access to bread

- Most common source of bread
- Most common barriers to accessing bread
- Number of days, per month, where bread from private bakeries was unavailable