

OVERALL FINDINGS: 3-9 APRIL 2017

- 145 out of 1,183 ISMI-covered communities in Aleppo, Ar-Raqqa, Deir-ez-Zor, Hama, Homs and Idleb governorates experienced inward or outward movement of IDPs:
 - 19,930 IDP arrivals
 - 11,953 IDP departures
- Ongoing clashes in northern Hama governorate¹ led to the arrival of 5,394 IDPs from Hama to Idleb governorate
- With continued conflict in Ar-Raqqa governorate², 3,718 IDPs from Ar-Raqqa sub-district arrived in ISMI-covered communities
- A total of 1,654 IDPs arrived in Idleb governorate from Al Waer in Homs city, linked to the ongoing evacuation of the neighbourhood¹

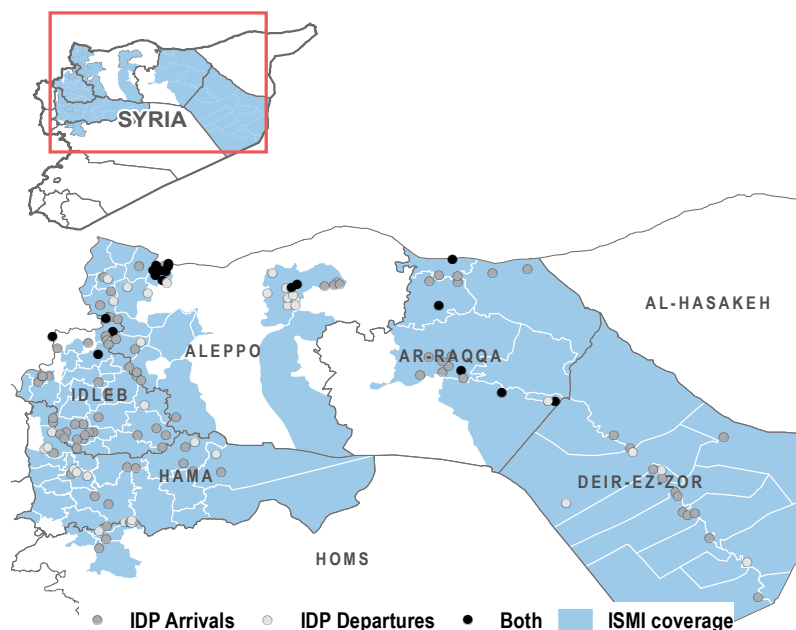


Table 1: Recorded IDP arrivals to ISMI-covered communities, by governorate, 3-9 April 2017

		IDP ARRIVALS					Last week	Week before	
		Reported arrivals (# IDPs)	Communities with largest IDP arrivals (# IDPs)		Most common origins ³ of IDP arrivals (# IDPs)		Change to last week	Reported arrivals (# IDPs)	Reported arrivals (# IDPs)
GOVERNORATE	Idleb	12,159	Heish (1,958)	Dana (1,141)	Al Waer (1,654)	Halfaya (1,610)	↑	11,535	2,014
	Ar-Raqqa	3,458	Ein Issa (1,129)	Talet Elansar (371)	Ar-Raqqa city (3,139)	Al-Thawrah (167)	↓	9,323	2,182
	Aleppo	2,586	Menbij (366)	A'zaz (280)	Maskana-Onaiza (266)	Al Waer (92)	↓	3,776	13,319
	Hama	924	Madiq Castle (325)	Teizine (125)	Atma (150)	Khattab (130)	↑	254	243
	Deir-ez-Zor	668	Abu Kamal (175)	Al Mayadin (168)	Ar Raqqa (331)	Hamadaniyeh (75)	↓	1,417	285
	Homs	135	Ar-Rastan (65)	Talbiseh (35)	Zafaraniya (45)	Deir Fool (30)	↑	100	70

Table 2: Recorded IDP departures from ISMI-covered communities, by governorate, 3-9 April 2017

		IDP DEPARTURES					Last week	Week before	
		Reported departures (# IDPs)	Communities with largest IDP departures (# IDPs)		Most common destinations of IDP departures (# IDPs) ⁴		Change to last week	Reported departures (# IDPs)	Reported departures (# IDPs)
GOVERNORATE	Aleppo	5,402	A'zaz (1,400)	Menbij (834)	Al Bab (927)	Dayr Hafir (468)	↓	7,369	26,893
	Ar-Raqqa	4,322	Ar-Raqqa city (2,850)	Maadan (490)	Jurneyyeh (654)	Mabruka (589)	↓	11,295	4,635
	Idleb	1,474	Maaret Elekhwani (800)	Dana (441)	Atma (161)	Selwa (133)	↑	693	4,577
	Hama	472	Rahjan (84)	Jamasa Odayat (72)	Atma (121)	As-Salamiyeh (54)	↓	1,362	248
	Homs	197	Wazeiyeh (80)	Ghasbiyeh (49)	Homs (98)	Abu Homama (40)	↑	140	166
	Deir-ez-Zor	87	Kaba Jeb (32)	Upper Safira (23)	Hrejji (32)	Mashekh (23)	↓	147	73

¹ OCHA, [Northwest Syria - Flash Update](#): 11 April 2017

² UNHCR, [Syria: Flash Update on Recent Events](#), 13 April 2017

³ Location of origin refers to the most recent location from which IDPs have departed.

⁴ The ISMI weekly displacement summary tracks only displacements which occur inside Syria.

AR-RAQQA GOVERNORATE

Recorded IDP arrivals

- 3,458 IDPs

% of arrivals from other governorates

- 0%

Most common shelter of newly arrived IDPs

- Camps (1,129 IDPs)
- Individual tents (979 IDPs)

Recorded IDP departures

- 4,322 IDPs

% of departures to other governorates

- 47%

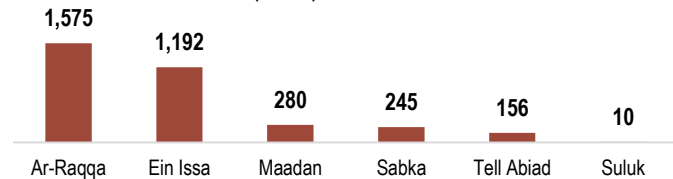
Most common reasons for IDPs leaving Ar-Raqqa communities

- Escalation of conflict

Overall, **4,322 IDPs** faced **secondary displacement** from ISMI-covered communities in Ar-Raqqa governorate this week, (Map 1). Some outward displacement occurred within the governorate, with **710 IDPs** recorded travelling to **Jurneyyeh** and **334** to **Tell Abiad sub-districts**. However, extra-governorate departures were recorded to **Mabruka (589)** and **Qumishli (240)** communities in **Al-Hasakeh governorate**, and to the community of **Al Bab (217)** in **Aleppo governorate**.

Simultaneously, **3,458 IDPs** arrived in **ISMI-covered communities**, the vast majority having left **Ar-Raqqa city (3,139)** (Figure 3). The largest IDP arrivals were reported in Ar-Raqqa (1,575) and Ein Issa (1,192) sub-districts (Figures 1, 2).

Figure 1: Reported arrivals to sub-districts (# IDPs)



Map 1: Major displacement into ISMI-covered communities in Ar-Raqqa governorate

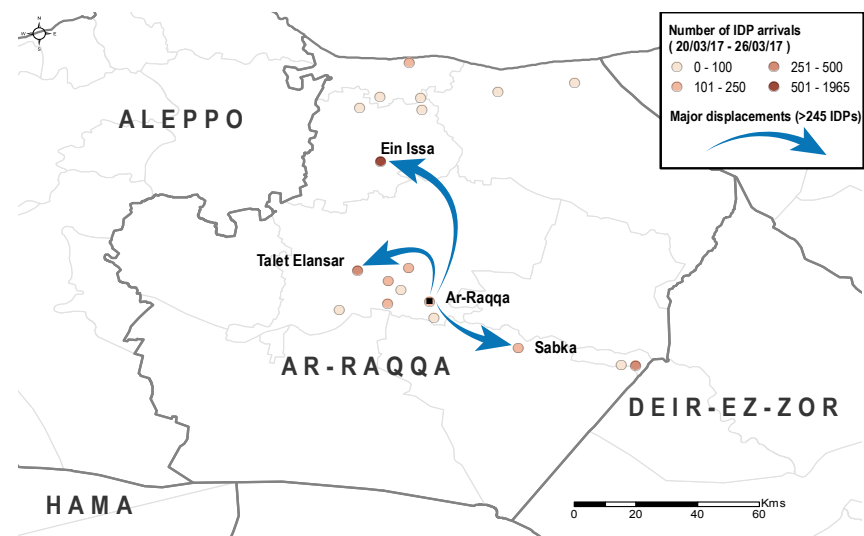


Figure 2: Five ISMI-covered communities receiving largest IDP arrivals (# IDPs)

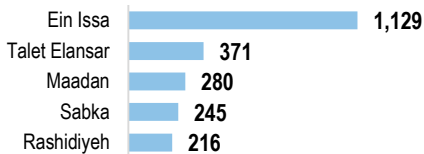



Figure 3: Most common sub-districts of origin of arrivals³ (# IDPs)



ALEPPO GOVERNORATE

In total, **5,402 IDPs** were recorded leaving ISMI-covered communities in Aleppo governorate. The majority of departures were recorded in **A'zaz** and **Menbij sub-districts (97%)**. Meanwhile, **2,586 IDPs** arrived in ISMI-covered communities, with **A'zaz** and **Menbij sub-districts** also receiving the largest number of arrivals (**85%**) (Figure 4). Most new arrivals travelled from areas facing recent conflict⁵ either in Ar-Raqqa governorate, such as **Al-Thawrah (282)**, **Mansura (195)** and **Ar-Raqqa (146)** sub-districts, or in eastern Aleppo governorate, such as **Maskana (230)** and **Al-Khafsah (166)** sub-districts (Figure 6).

Figure 4: Reported arrivals to sub-district (# IDPs)

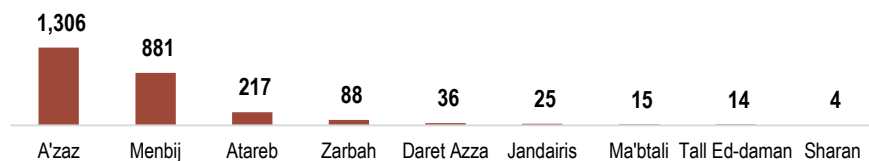


Figure 5: Five ISMI-covered communities receiving largest IDP arrivals (# IDP)

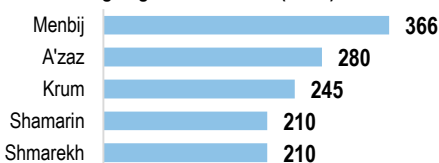
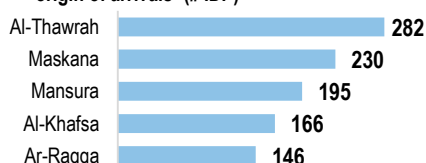


Figure 6: Five most common sub-districts of origin of arrivals³ (# IDP)



Recorded IDP arrivals

- 2,586 IDPs

% of arrivals from other governorates

- 49%

Most common shelter of newly arrived IDPs

- Camps (718 IDPs)
- Hosted (705 IDPs)

Recorded IDP departures

- 5,402 IDPs

% of departures to other governorates

- 1%

Most common reasons for IDPs leaving Aleppo communities

- Loss of income
- Improved safety and security in area of origin

³ Location of origin refers to the most recent location from which IDPs have departed

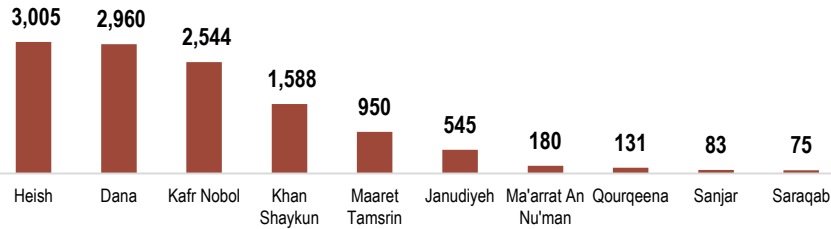
⁵ CCCM Cluster, Eastern Aleppo Governorate Situation Overview: Displacement and Intentions, March 2017.

IDLEB GOVERNORATE

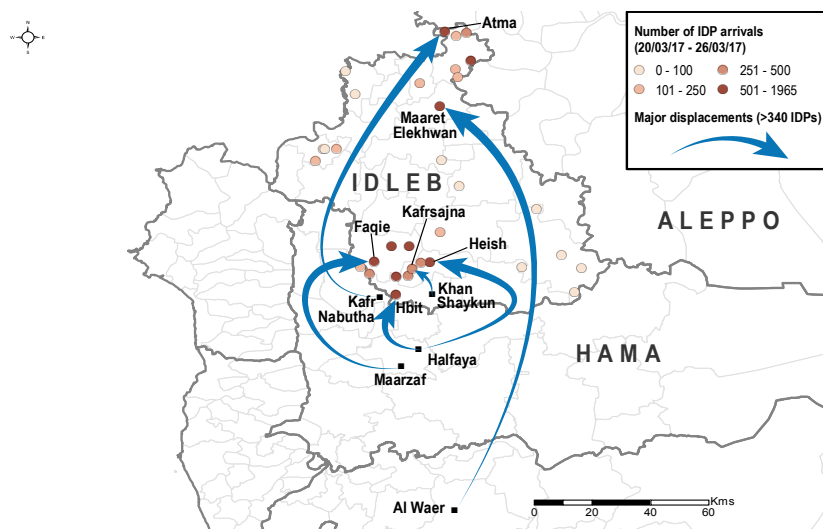
In total, **12,159 IDPs** arrived in ISMI-covered communities in Idleb over the past week, with **Heish (3,005), Dana (2,960) and Kafr Nobol (2,544) sub-districts** receiving the highest numbers of arrivals. Most new arrivals fled ongoing conflict in neighbouring Hama governorate (55%), with many arriving from **Muhradah (2,385) and Madiq Castle (1,402) sub-districts** (Figures 8, 9; Map 2). In addition, 1,654 IDPs arrived from the neighbourhood of Al Waer in Homs governorate, where evacuations have been taking place.¹

A total of **1,474 IDPs** left ISMI-covered communities, predominantly to other areas in Idleb governorate (88%).

Figure 7: Largest reported arrivals to sub-districts (# IDPs)



Map 2: Major displacements to ISMI-covered communities in Idleb governorate



Recorded IDP arrivals

- 12,159 IDPs

% of arrivals from other governorates

- 80%

Most common shelter of newly arrived IDPs

- Rented/owned housing (4,395 IDPs)
- Hosted (3,975 IDPs)

Recorded IDP departures

- 1,474 IDPs

% of departures to other governorates

- 12%

Most common reasons for IDPs leaving Idleb communities

- Current location is intended as transit only

Figure 8: Five ISMI-covered communities receiving largest IDP arrivals (# IDPs)

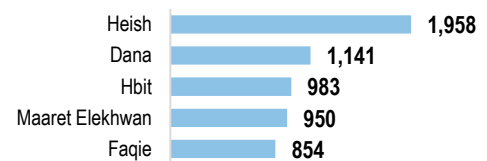
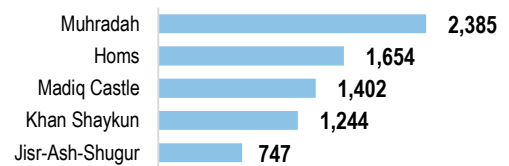


Figure 9: Five most common sub-districts of origin of arrivals³ (# IDPs)



HOMS GOVERNORATE

Recorded IDP arrivals

- 135 IDPs

% of arrivals from other governorates

- 0%

Most common shelter of newly arrived IDPs

- Rented/owned housing (85 IDPs)
- Hosted (40)

Recorded IDP departures

- 197 IDPs

% of departures to other governorates

- 25%

Most common reasons for IDPs leaving Homs communities

- Current location is intended as transit only

In total, **197 IDPs** left ISMI-covered communities in Homs governorate this week, with all departures occurring from Ar-Rastan sub-district, and almost half (98) travelling to Homs city.

Additionally, **135 IDPs** arrived in Homs governorate, in particular to **Ar-Rastan (90) sub-district** (Figures 10, 11). The majority of departures were from Zafaraniya (45) and Deir Fool (30) communities, both in Talbiseh sub-district.

Figure 10: Reported arrivals to sub-district (# IDPs)

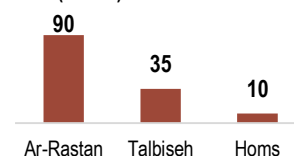


Figure 11: ISMI-covered communities receiving IDP arrivals (# IDPs)

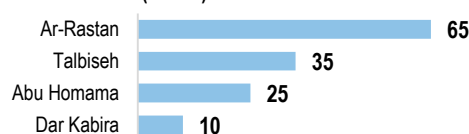
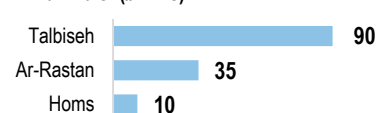


Figure 12: Sub-districts of origin of arrivals³ (# IDPs)



¹ OCHA, Northwest Syria - Flash Update: 11 April 2017

³ Location of origin refers to the most recent location from which IDPs have departed.

DEIR-EZ-ZOR GOVERNORATE

Recorded IDP arrivals

- 668 IDPs

% of arrivals from other governorates

- 69%

Most common shelter of newly arrived IDPs

- Rented/owned housing (381 IDPs)
- Hosted (287 IDPs)

Recorded IDP departures

- 87 IDPs

% of departures to other governorates

- 0%

Most common reasons for IDPs leaving Deir-ez-Zor communities

- Safety and security in the community compared to elsewhere

Overall, **668 IDPs arrived in ISMI-covered communities** in Deir-ez-Zor in the reporting period (Figures 13, 14). The largest proportion of arrivals were from Ar-Raqqa sub-district (331), although 31% were from areas within Deir-ez-Zor governorate. The majority of new IDP arrivals were to Al Mayadin (248) and Abu Kamal (175) sub-districts.

In total, **87 IDPs left ISMI-covered communities**, all to destinations within the governorate, with the majority (54) leaving from Deir-ez-Zor sub-district.

Figure 13: Reported arrivals to sub-district (# IDPs)

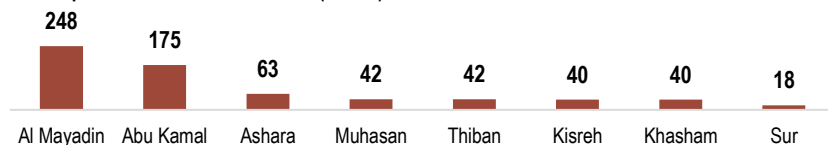


Figure 14: Five ISMI-covered communities receiving largest IDP arrivals (# IDPs)

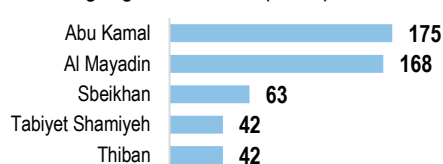
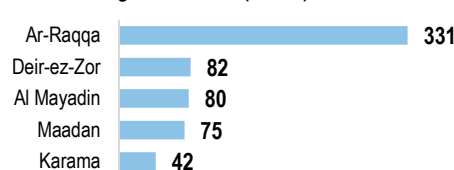


Figure 15: Five most common sub-districts of origin of arrivals³ (# IDPs)



HAMA GOVERNORATE

A total of **924 IDPs arrived in ISMI-covered communities in Hama** this week, with the majority (65%) coming from within the governorate. The highest number of arrivals was reported in the town of Madiq Castle (325). Meanwhile, **472 IDP departures** were reported this week; with the majority (76%) going to Idleb governorate.

Figure 16: Reported arrivals to sub-districts (# IDPs)

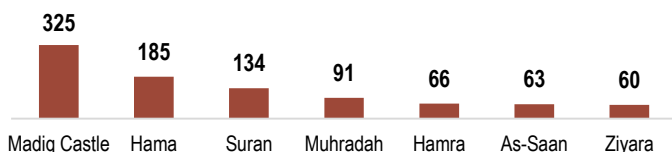


Figure 17: Five ISMI-covered communities receiving IDP arrivals (# IDPs)

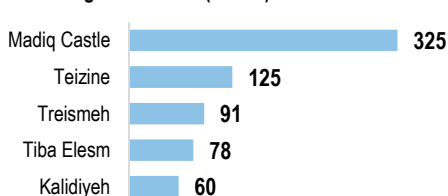
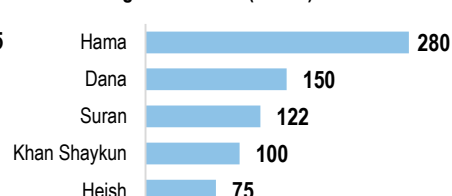


Figure 18: Five most common sub-districts of origin of arrivals³ (# IDPs)



³ Location of origin refers to the most recent location from which IDPs have departed.

Recorded IDP arrivals

- 924 IDPs

% of arrivals from other governorates

- 35%

Most common shelter of newly arrived IDPs

- Rented/owned housing (483 IDPs)
- Hosted (194 IDPs)

Recorded IDP departures

- 472 IDPs

% of departures to other governorates

- 78%

Most common reasons for IDPs leaving Hama communities

- Escalation of conflict

ABOUT ISMI & THIS FACTSHEET

The **IDP Situation Monitoring Initiative (ISMI)** is an initiative of the Camp Coordination and Camp Management (CCCM) Cluster, implemented by REACH with the support of Syria Relief Network (SRN) and cluster members.

Following a baseline assessment conducted between 23 October and 21 November 2016, weekly data collection cycles have been initiated to provide regular updates on IDP movements. Based on 1,183 communities assessed in the governorates of Aleppo, Ar-Raqqa, Deir-ez-Zor, Hama, Homs and Idleb during the baseline, this factsheet presents a summary of reported inward and outward movements of IDPs in the 7 days preceding data collection. **From 3-9 April 2017, such displacements were reported in 145 out of all ISMI-covered communities.**

Displacement was identified through an extensive key informant (KI) network, either through alert initiated by KIs or follow-up by enumerators. A range of 2-3 KIs were interviewed in each community, while collected information was further triangulated through other sources, including CCCM member data and humanitarian updates. This approach allows for regular updates on IDP movements at a community level across ISMI coverage areas. As movement updates are limited to areas covered by ISMI, there are displacements that are not reported on here.

An initiative of



Feedback: CCCM Cluster Northern Syria, Email: syria_cross.border.info@ccmcluster.org, Info: <http://www.globalccmcluster.org>, <https://www.humanitarianresponse.info>

Implemented by

