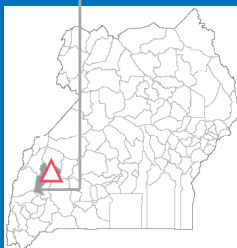




Western Region Kamwenge District



Rwamwanja

Total refugee population:
78,102 registered refugees

With **429,236** nationals and **78,102** refugees in Kamwenge District, refugees in Rwamwanja account for **15%** of the district population.

Settlement first established: 1964

Registered refugee population*1

Female	Age	Male
7,874	0-4	7,730
9,915	5-11	8,716
5,100	12-17	5,193
15,320	18-59	16,346
995	60+	1,913

Data collected through²:

	8	beneficiary focus group discussions
	1	key informant interview
	14	partner interviews
	7	sector lead interviews

Rwamwanja settlement was established in 1964 to host refugees from Rwanda, but closed in 1995 when many repatriated. The settlement was reopened in 2012 to host refugees fleeing insecurity in the Democratic Republic of Congo due to violence in North and South Kivu. The settlement, currently hosting over 78,000 refugees, is at full capacity and no longer receives new arrivals.

Gaps & Challenges³



Lack of specialized doctors, language barriers, overcrowding in health facilities and the need to sometimes pay prior to being seen by doctors have resulted in reports of poor examinations and thus many patients not receiving the appropriate treatment and care. Both refugees and nationals have reported the health centers are ill equipped particularly with regards to antenatal care leading to cases in which women gave birth on the floor or on the way to the centers.



High teacher per student ratios and overcrowding at education facilities were highlighted by refugees and the host community as the main issues inhibiting children's learning development. This has led to many children staying at home or dropping out. Parents also struggle to pay tuition fees as they are expensive and there are limited scholarships available. Furthermore, early pregnancies and high rates of HIV/AIDS have also discouraged students from staying enrolled in school.



The insufficient supply of water has prevented refugees and nationals from accessing the water they need. Refugees and nationals reported the water sources available are located far away with only certain blocks having boreholes and an inadequate number of taps that are not functional on a regular basis. Furthermore, there is poor latrine coverage in the settlements, which means families are often sharing latrines with each other.



Refugees reported issues such as insufficient food rations that would not last for a whole month, and incorrect food rations where they would receive fewer kilos of maize than they are meant to (8 or 9 kilos instead of 10). Moreover, they emphasized there is limited diversity in the food distributed, which refugees themselves linked to malnutrition and ulcers. Further issues arise as refugees are in some cases not included in the manifest for food distribution or cash for food, which means they cannot receive their rations.



Refugees noted having inadequate shelter materials, such as plastic sheeting and tarpaulins, provided to households. Plastic sheetings are old and leaking, which is particularly an issue during the rainy seasons. Persons with special needs (PSNs) are particularly vulnerable with little access to adequate shelters and facilities.



Refugees and host communities have struggled to sustain a livelihood due to the limited access to capital and lack of vocational institutions present to provide technical and vocational trainings. Additionally, there is limited access to productive assets such as grinding machines and land, which further prevents them from starting small scale businesses or livelihoods projects.

Strengths & Opportunities



The relationship between refugees and the host community members is conducive with an increased amount of collaboration. The host community has been integrated in the leadership of the planning process through attending regular monthly planning and review meetings. This has facilitated the sharing of ideas and learning. The host community has experienced an increase in income due to the renting of land for agricultural purposes.



The increase in campaigns and programs raising awareness on sexual gender based violence (SGBV), along with monitoring of cases reported has decreased the cases of SGBV in the settlement.

* Refugee statistics source: Refugee Information Management System (RIMS) - Office of the Prime Minister

1. Demographic data used is valid as of June 2018

2. Indicator standards to measure gaps were determined by global humanitarian standards, Ugandan national standards, or sector experts for each settlement. Data was from collected from 2 July to 30 July, 2018.

3. The gaps and challenges were collected through focus group discussions with both refugees and host communities separately undertaken on 31 January 2018 with the host community and on 11 July 2018 with the refugees.

Partner organizations

ACORD, ADRA, AHA, AIRD, AVSI, FCA, Feed the Hungry, HADS, OPM, LWF, Local government, SCI, SP, SOS CV, Tutapona, UNHCR, URCS, WFP, WIU, Xavier Project



UNHCR
The UN Refugee Agency

Uganda Refugee Response Monitoring

Settlement Fact Sheet: Rwamwanja | June 2018

Protection 20¹

new arrivals reported in the past three months are yet to be biometrically registered in the RIMS




No

new arrivals reported in the past three months have been biometrically registered in the RIMS

refugees are yet to be registered in the RIMS

No



9 partners:

ACORD, AHA, Feed the Hungry, LWF, SCI, SOS CV, Tutapona, UNHCR, URCS

78,102

total refugees are registered in the RIMS

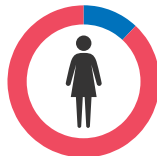
Sexual and gender-based violence (SGBV)

100%

of SGBV survivors receiving multi-sectoral support in the past three months

0%

of SGBV survivors not receiving multi-sectoral support in the past three months



2,128²

reproductive-age women provided with dignity kits or sanitary materials

16,072

reproductive-age women not provided with dignity kits or sanitary materials

Psychosocial

47

psychosocial awareness activities conducted in the past three months

418

refugees receiving psychosocial support

8,618

children registered to access psychosocial support



Persons with specific needs (PSNs)

2,007

PSNs have received services for their specific needs

899

PSNs need to receive services for their specific needs



Child protection

0%

of child PSNs need to be provided with individual case management

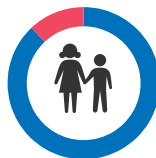


100%

of child PSNs have been provided with individual case management

12%

of unaccompanied or separated children have not been provided with interim or long term care



88%

of unaccompanied or separated children have been provided with interim or long term care

0% of cases in the past three months of child abuse or exploitation have not received age and gender services



100%³

of cases in the past three months of child abuse or exploitation received age and gender services

Water, sanitation and hygiene

4 partners:

AIRD, Feed the Hungry, HADS, LWF

4

additional litres per person per day (l/p/d) of water needed

16

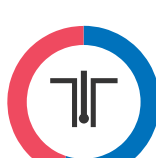
average l/p/d provided



7% of water needs met through water trucking

5

additional motorized borehole needed

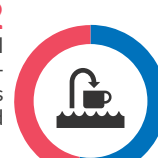


6

motorized boreholes operational

72

additional hand-pumps needed



82

hand-pumps operational

1,000

kilograms of soap distributed in 2017



No

refugees provided with soap

78,102

refugees still needing soap

No

additional hygiene promoters or village health teams needed

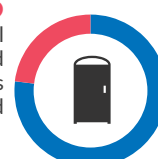


374

active hygiene promoters or village health teams (VHTs)

3,436

additional household latrines needed



11,715

household latrines completed

Education



Refugees attend:

24

pre-primary schools

11

primary schools

2

secondary schools

1

adult learning programmes (ALPs)

19,113⁴

refugees are attending school in or around the settlement, with gross enrolment rates:

359

teachers are working in schools refugees attend, but more are needed to reach teacher-student ratio standards:

Gross enrolment rates

10,874

refugees aged 3-5

6,989⁵

refugees enrolled

Pre-primary

285

additional teachers needed for number of students enrolled

119

teachers



15,425

refugees aged 6-13

11,428⁶

refugees enrolled

Primary

137

additional teachers needed for number of students enrolled

182

teachers



5 partners:

FCA, Local government, LWF, SCI, WIU

7,534

refugees aged 14-17

239⁷

refugees enrolled

Secondary

No

additional teachers needed for number of students enrolled

42

teachers



457

refugees enrolled

ALPs

16

teachers

1. Rwamwanja no longer takes in new arrivals, this number is a result of family reunification.

2. Dignity kits are only provided to women who have delivered at the health facilities and outpost.

3. 76 cases of child abuse have been registered, yet 203 receive support as some children receive case management although their cases have not been registered.

4. This number includes ALP students.

5. The gap of pre-primary enrolment could not be calculated here as children above the age of 5 are also enrolled in pre-primary education.

6. The gap of primary enrolment could not be calculated here as children above the age of 13 are also enrolled in primary education.

7. The gap of secondary enrolment could not be calculated here as children above the age of 17 are also enrolled in secondary education.



Funded by
European Union
Civil Protection and
Humanitarian Aid



REACH

Informing
more effective
humanitarian action



Food assistance

2 partners: ADRA, WFP



449

metric tonnes of food were distributed during the latest distribution in the settlement

6,158

eligible refugees have not received 100% in-kind or Cash Based Intervention (CBI) food assistance in the latest distribution



85,253

eligible refugees have received 100% in-kind or CBI food assistance in the latest distribution



1,655,952,000 UGX⁸

cash for food was distributed during the latest distribution for the settlement

Livelihoods and environment

7 partners: ADRA, AVSI, HADS, LWF, SP, SOS CV, Xavier Project

15,398

households still need to receive improved cooking stoves and efficient energy for cooking



222

households have received improved cooking stoves and efficient energy for cooking

5,343

cases of livelihoods support through:

0

Cash/ vouchers for livelihood provisioning

1,840

Villages savings and loan associations

1,001

Savings and cooperative societies

1,690

Production kits or inputs for agricultural activities

812

Productive assets or cash grants to start or improve a business



550

refugees have access to self-employment or facilitated businesses

2,545

refugees and host community members trained on agricultural practices



397

refugees received vocational training in the past three months



12,000

trees planted

Health and nutrition

1 partner: AHA

0%

of refugees with HIV are not receiving ART⁹



0%

of refugees under the age of 18 with HIV are not receiving ART

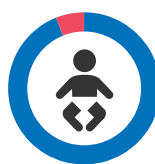


100%

of refugees under the age of 18 with HIV are receiving ART

42

women delivered without skilled healthcare staff in the past three months



688

women delivered with skilled healthcare staff in the past three months

Vaccinations recorded:

1,465

Measles (Children aged 15 and under)

3,509

Polio (Children aged 5 and under)

From the last FSNA:¹⁰

4%

Children suffering from global acute malnutrition

43%

Children suffering from anemia

31%

Non-pregnant women suffering from anemia

0%

of children identified with severe acute malnutrition in the past three months have not been admitted into treatment



100%

of children identified with severe acute malnutrition in the past three months were admitted into treatment

Number of cases identified in the past three months:

18,421

Malaria

0

Acute water diarrhoea or cholera

Shelter, site, and non-food items (NFIs)

1 partner: LWF

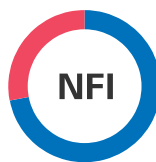


No

arrivals in the past three months provided with household NFI kits

No

arrivals in the past three months did not receive household NFI kits



3,555

households in total have been provided with NFI kits

1,085

households in total have not been provided with NFI kits



No

arrivals in the past three months received shelter materials and toolkits/cash

No

arrivals in the past three months have not received shelter materials and toolkits/cash



778

PSN shelters have been constructed

2,058

additional PSN shelters needed

8. 1 USD = 3,673.28 UGX and 1 euro = 4,255.76

9. Antiretroviral Therapy (ART)

10. Food Security and Nutrition Assessment (FSNA), October 2017, UNHCR