



# Nyal Port Monitoring

## Panyijiar County, Unity State, South Sudan

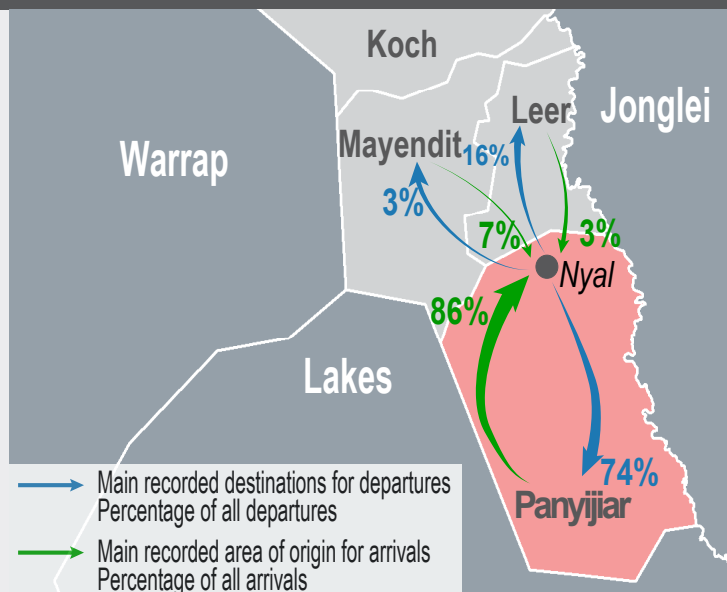
South Sudan Displacement Crisis  
November 2021

### CONTEXT AND METHODOLOGY

Nyal town is located in Northern Panyijiar County, Unity State, along the banks of the Sudd, the third largest swamp in the world. Since the beginning of the crisis, internally displaced persons (IDPs) from Unity and Jonglei States have perceived Nyal as a safe location with ample resources. Recently, Nyal has also become a key location for people travelling to and from nearby islands.

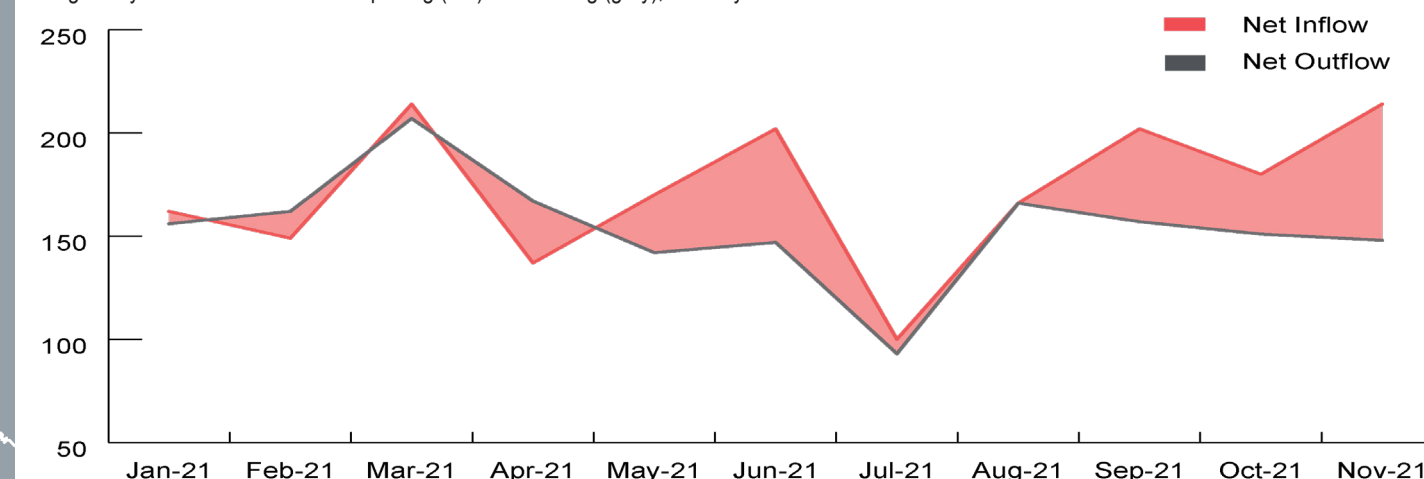
Since 1 November 2016, REACH has monitored three ports in Nyal – Gap Port, Nyal Port and Katieth Port – to record the arrivals and departures on a daily basis. The information gathered covers household (HH) demographics, key push and pull factors, vulnerable populations, and transportation routes. The daily data was synthesised to provide evidence for more effective humanitarian planning.

The REACH team collected data from 7:30 a.m. – 5:30 p.m. Monday through Friday to ensure wide coverage of Nyal's three ports. REACH teams attempt to interview all arrivals and departures at the HH level using a contextualised survey. However, the data presented here is not representative, rather indicative of movement trends for the assessed population.<sup>1</sup> This factsheet is based on data on 148 departing HHs (533 individuals), 214 arriving HHs (639 individuals), and 2 transiting HH (16 individuals), which was collected over 22 days between 1 and 30 November 2021.




### GENERAL MOVEMENT TRENDS<sup>1</sup>

Average daily number of individuals departing (red) and arriving (grey); January to November 2021.



### DEPARTURES FROM NYAL

#### Demographic



**97%** of departing households were partial households.<sup>2</sup>

#### Vulnerabilities

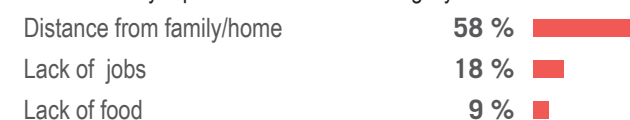
**33%** of departing households reported that at least one member of the household was **breastfeeding**.

**27%** of departing households reported that at least one member of the household was **malnourished**.

**26%** of departing households reported that at least one member of the household was an **older person**.

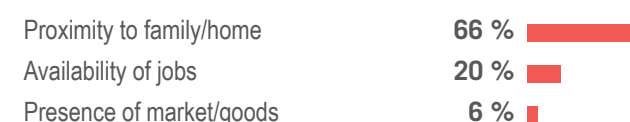
#### Push factors

Most commonly reported reasons for leaving Nyal.<sup>3</sup>



#### Pull factors

Most commonly reported reasons for travelling to desired location from Nyal.<sup>3</sup>



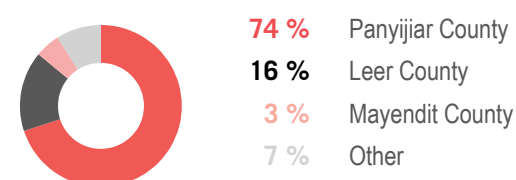
### Reasons for leaving Nyal

Primary reported push factors for leaving Nyal, May to August 2021:

	Aug 21	Sep 21	Oct 21	Nov 21
Distance from family/home	49%	57%	58%	58%
Lack of jobs	11%	17%	16%	18%
Lack of food	17%	6%	14%	9%

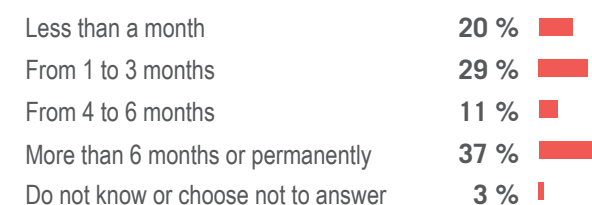
### Destination county location

Reported county or state to which departing households were going:



### Intended duration of stay in destination

Reported length of time that respondents intended to stay in destination:

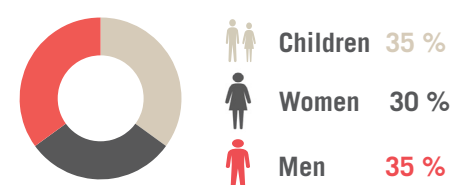


Notes:

- Indicative trends; REACH does not record all arrivals and departures.
- Partial households are those where not all members of the self-identified family unit were reportedly travelling.

### ARRIVALS TO NYAL

#### Demographic



**95%** of arriving households were partial households.<sup>2</sup>

#### Vulnerabilities

**26%** of arriving households reported that at least one member of the household was **breastfeeding**.

**19%** of arriving households reported that at least one member of the household was **critically ill**.

**15%** of arriving households reported that at least one member of the household was **malnourished**.

#### Pull factors

Most commonly reported reasons for choosing to come to Nyal after being displaced.<sup>3</sup>



#### Push factors

Most commonly reported reasons for leaving previous location:<sup>3</sup>



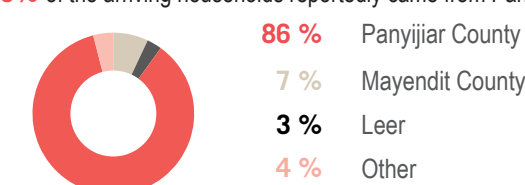
### Reasons for coming to Nyal

Primary reported pull factors for coming to Nyal, May to August 2021:

	Aug 21	Sep 21	Oct 21	Nov 21
Presence of markets/goods	54%	36%	39%	57%
Proximity to family/home	23%	17%	19%	15%
Presence of health services	15%	8%	12%	14%

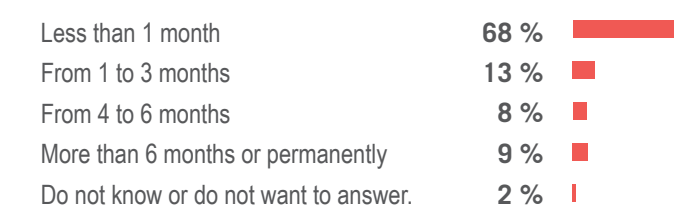
### Previous county location \*

**86%** of the arriving households reportedly came from Panyijiar County:



### Intended duration of stay in Nyal

Reported length of time that respondents intended to stay in Nyal:



Notes:

- Reported presence of services or opportunities is indicative of respondents' perception and does not necessarily reflect availability.
- \* Percentages rounded to the nearest integer; responses may not add up to 100%