

OVERALL FINDINGS:

3 APRIL - 30 APRIL 2017

2,387 communities across ISMI-covered governorates of northern Syria are reported to host displaced populations¹. Of these, 1,183 are covered in ISMI weekly data collection cycles. **Between 3 - 30 April, 536 ISMI-covered communities experienced inward or outward movement of IDPs².**

NUMBERS AT A GLANCE

90,702 TOTAL IDP ARRIVALS³

55,326 TOTAL IDP DEPARTURES³

42% of all recorded IDPs arrivals³ were to Idleb governorate.

40% of all recorded IDP arrivals³ originated from Ar-Raqqa sub-district.

37% of all recorded IDP departures³ were from Ar-Raqqa governorate.

33% of all recorded IDP arrivals were to Ein Issa sub-district in Ar-Raqqa governorate.

Coverage April 2017

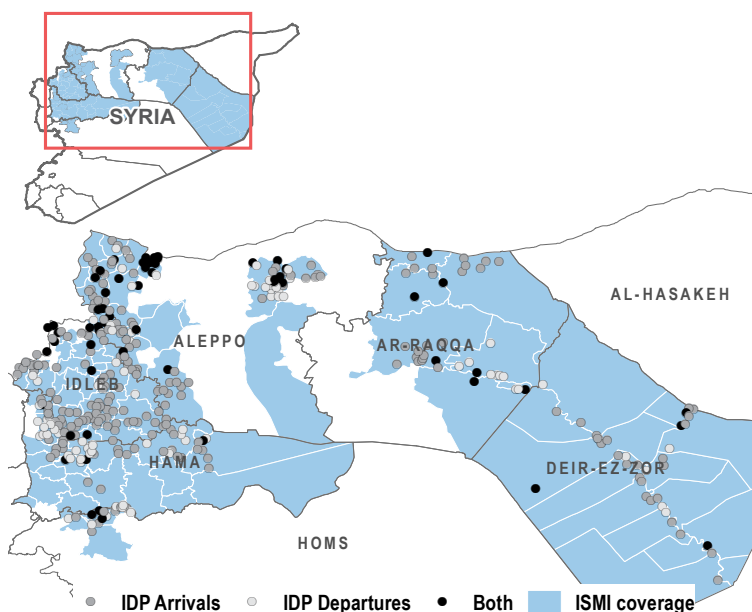


Table 1: Recorded IDP arrivals to ISMI-covered communities, by governorate

GOVERNORATE	IDP ARRIVALS					
	Reported arrivals (#IDPs)	Change since last month	Sub-districts with largest reported IDP arrivals (#IDPs)		Most common sub-districts of origin of reported IDP arrivals (#IDPs)	
Idleb	37,899	↑	Dana (8,408)	Khan Shaykun (6,757)	Khan Shaykun (7,660)	Muhradah (6,152)
Ar-Raqqa	34,547	↑	Ein Issa (27,348)	Ar-Raqqa (6,112)	Ar-Raqqa (29,974)	Maskana (2,775)
Aleppo	13,877	↓	A'zaz (6,453)	Menbij (3,886)	Daret Azza (1,582)	Ar-Raqqa (841)
Hama	1,946	↑	As-Saan (375)	Suran (349)	Hama (516)	Oqeirbat (207)
Deir-ez-Zor	1,890	↓	Al Mayadin (632)	Abu Kamal (454)	Ar-Raqqa (936)	Deir-ez-Zor (219)
Homs	543	↑	Ar-Rastan (244)	Talbiseh (229)	Talbiseh (244)	Hama (110)

Figure 1: Reported IDP arrivals by governorate (%)

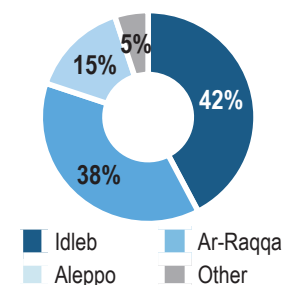


Figure 2: Most common sub-districts of origin of reported IDP arrivals (%)

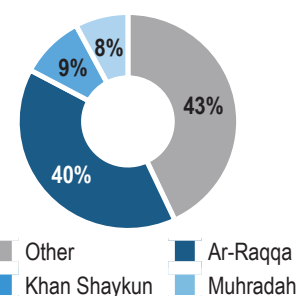
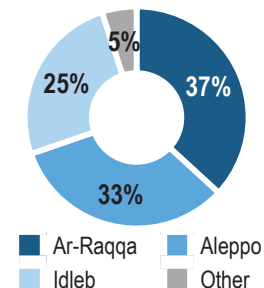


Table 2: Recorded IDP departures from ISMI-covered communities, by governorate

GOVERNORATE	IDP DEPARTURES					
	Reported departures (#IDPs)	Change since last month	Sub-districts with largest reported IDP departures (#IDPs)		Most common destination sub-districts of reported IDP departures (#IDPs)	
Aleppo	20,315	↓	A'zaz (11,193)	Menbij (8,501)	Al Bab (4,076)	Menbij (2,852)
Ar-Raqqa	18,067	↓	Ar-Raqqa (9,060)	Ein Issa (6,316)	Menbij (3,069)	A'zaz (2,964)
Idleb	13,942	↑	Khan Shaykun (8,898)	Dana (2,033)	Dana (3,232)	Tamanaah (2,100)
Hama	1,560	↓	Madiq Castle (410)	Suran (298)	Dana (557)	Kafr Nobol (205)
Deir-ez-Zor	928	↑	Kisreh (564)	Sur (116)	Ein Issa (540)	Al Mayadin (78)
Homs	514	↑	Ar-Rastan (264)	Talbiseh (215)	Homs (279)	Ar-Rastan (122)

Figure 3: Reported IDP departures by governorate (%)



¹ Humanitarian Needs Overview Syria (HNO) 2017; ² Due to multiple displacement in some cases IDPs may have been recorded arriving/departing to more than one ISMI-covered community; ³ Calculated from total IDPs reported arriving/departing across all ISMI-covered communities

IDLEB GOVERNORATE

During April 2017, 37,899 IDPs were recorded arriving to ISMI-covered communities in Idleb governorate, approximately twice the number reported during March. Additionally, 13,942 IDP departures from communities in Idleb were reported this month. IDP movements to/from Idleb constituted 42% of all arrivals³ and 25% of all departures³ during the reporting period.

NUMBERS AT A GLANCE

37,899 IDP ARRIVALS³

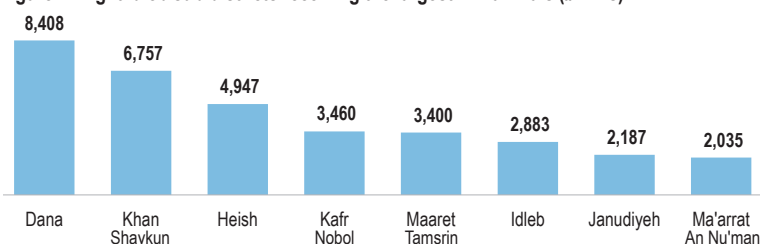
13,942 IDP DEPARTURES³

42% of all recorded IDP arrivals³ were to communities in Idleb.

25% of all recorded IDP departures³ were from communities in Idleb.

8% of all recorded IDP arrivals³ were each to Dana and Khan Shaykun sub-districts.

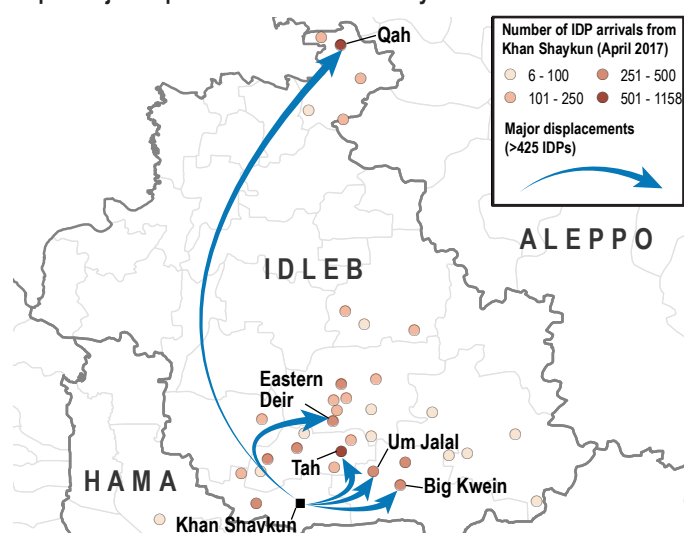
Figure 4: Eight Idleb sub-districts receiving the largest IDP arrivals (# IDPs)



As was the case in March 2017, IDPs coming to ISMI-covered Idleb communities **most commonly arrived in Dana sub-district (22%)** this month (Figure 4). Arrivals most commonly originated from neighbouring Hama governorate (39%), specifically from communities in **Muhradah (6,152), Suran (2,160), Madiq Castle (1,896) and Kafr Zeita (1,864)** sub-districts. Additionally, **11,334 IDPs** were displaced within the governorate itself, most commonly travelling from **Khan Shaykun sub-district (7,660)** (Figure 6).

Displacement from **Khan Shaykun** was prompted by a rapid intensification of conflict⁴ during April, resulting in large movements out of the area (**8,898 departures**), most commonly travelling towards **Dana and Tamanaah sub-districts (2,100 IDPs each)** and **Heish sub-district (1,650)**.

Map 2: Major displacement out of Khan Shaykun sub-district



Map 1: Major displacement into communities in Idleb governorate

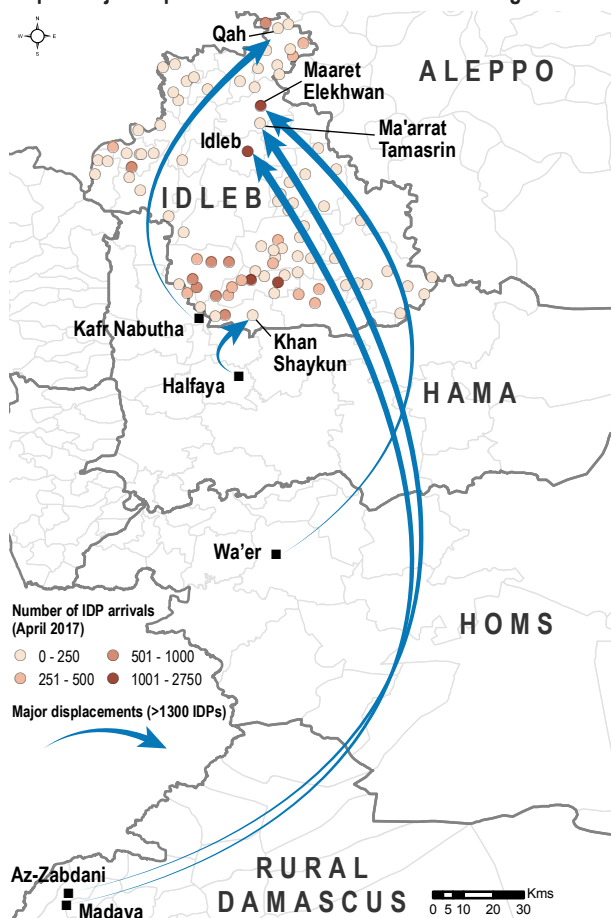


Figure 5: Five Idleb sub-districts with the highest IDP departures (# IDPs)

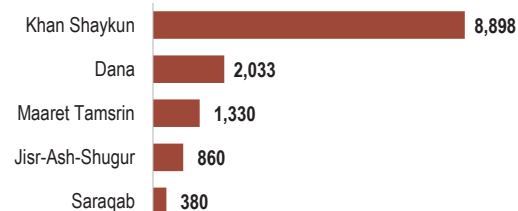
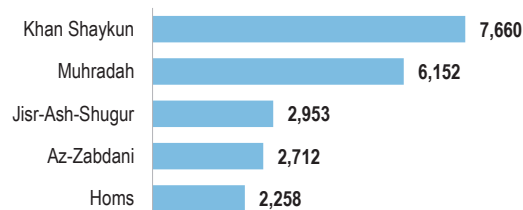


Figure 6: Five most common sub-districts of origin of IDP arrivals (# IDPs)



In total, **13,942 IDPs** faced **secondary displacement** out of ISMI-covered communities in Idleb during April. IDPs most commonly left from **Khan Shaykun, Dana and Maaret Tamsrin sub-districts** (Figure 5). The most common destinations for departing IDPs were to **Dana and Tamanaah sub-districts (3,232 and 2,100, respectively)**, while **182 IDPs** were recorded travelling to Aleppo governorate.

The **most common shelter types** for new IDP arrivals were **rented/owned housing (15,338), hosted accommodation (10,402) and camps (3,848)**.

⁴ UNHCR, Syria : Flash Update on Recent Events, 13 April 2017

ALEPPO GOVERNORATE

Overall, 13,877 IDPs were recorded arriving to ISMI-covered communities in Aleppo governorate this month, less than one quarter of IDP arrivals recorded last month (82,708), most likely due to the de-escalation of conflict across eastern Aleppo governorate. During April, almost half (47%) of the arrivals were recorded in **A'zaz sub-district** (Figure 7).

NUMBERS AT A GLANCE

20,315 IDP DEPARTURES³

13,877 IDP ARRIVALS³

37% of all recorded IDP departures³ were from Aleppo.

15% of all recorded IDP arrivals³ were to communities in Aleppo.

10% of all recorded IDP arrivals³ originated from Aleppo governorate.

Figure 7: Five Aleppo sub-districts receiving the largest IDP arrivals (# IDPs)

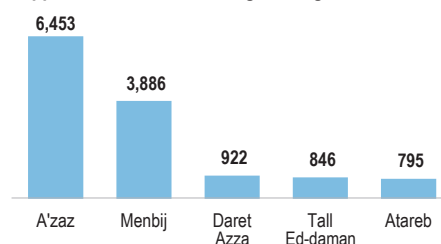
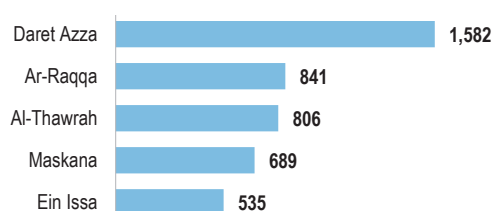


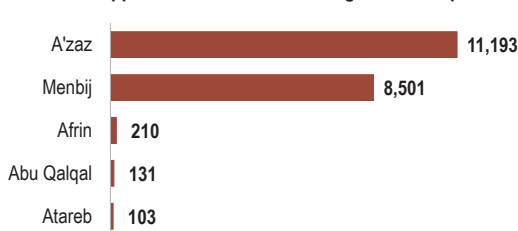
Figure 8: Five most common sub-districts of origin of IDP arrivals (# IDPs)



IDP arrivals most commonly originated from within **Aleppo governorate** itself (41%), specifically from **Daret Azza (1,582)**, **Maskana (689)** and **Dayr Hafir (319)** sub-districts (Figure 8). A large proportion of arrivals also originated from **Ar-Raqqa governorate (35%)**, most commonly from **Ar-Raqqa (841)**, **Al-Thawrah (806)**, **Ein Issa (535)** and **Mansura (506)** sub-districts. For newly arrived IDPs, the **most common shelter types were camps (3,008)** and **hosted accommodation (2,914)**.

Simultaneously, **20,315 IDPs experienced secondary displacement** from communities in Aleppo governorate, almost all of which left from either **A'zaz (55%)** or **Menbij (42%)** sub-districts (Figure 9). Departing IDPs most commonly left ISMI-covered communities due to reduced conflict in their areas of origin, and most commonly travelled to areas within Aleppo governorate; **Al Bab (5,391)**, **Menbij (4,303)**, **Jarablus (1,215)** and **Al-Khafsa (849)** sub-districts.

Figure 9: Five Aleppo sub-districts with the highest IDP departures (# IDPs)



HOMS GOVERNORATE

Overall, 543 IDPs were recorded arriving in Homs during April, a 65% increase in the number recorded in March (330) (Figure 10). Meanwhile, 514 IDPs experienced secondary displacement out of ISMI-covered communities (Figure 12). As has been the case in previous months, displacement within ISMI-covered areas of Homs remained limited in comparison to other governorates; arrivals to Homs constituted just 1% of both the total number of IDP arrivals and departures across ISMI-covered locations in April³.

Figure 10: Homs sub-districts receiving the largest IDP arrivals (# IDPs)

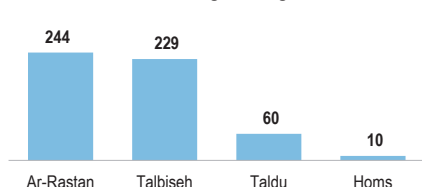
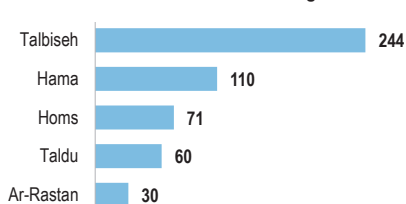


Figure 11: Most common sub-districts of origin of IDP arrivals (# IDPs)



NUMBERS AT A GLANCE

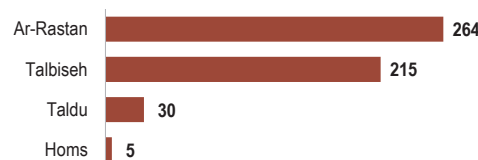
543 IDP ARRIVALS³ **514** IDP DEPARTURES³

73% of recorded IDP departures remained within Homs.

28% of recorded arrivals were from Hama governorate.

1% % of both recorded IDP arrivals and departures³ were to communities in Homs.

Figure 12: Homs sub-districts with the highest IDP departures (# IDPs)



Newly arrived IDPs most commonly travelled to **Ar-Rastan (244)** and **Talbiseh (229)** sub-districts (Figure 10), and largely originated from within Homs governorate itself (79%). Meanwhile, an additional **110 IDPs** were recorded arriving from **Hama** sub-district in neighbouring Hama governorate (Figure 11).

Similarly, departing IDPs most commonly left from **Ar-Rastan (264)** and **Talbiseh (215)** sub-districts (Figure 11). The vast majority of departures remained within the governorate (442), most commonly travelling to Homs sub-district (279), while smaller numbers left for areas in Hama governorate (30).

DEIR-EZ-ZOR GOVERNORATE

Fewer IDPs were recorded arriving to ISMI-covered communities in Deir-ez-Zor this month (1,890), representing a change from the increasing trend in numbers of arrivals observed during February and March 2017. The majority of arrivals (64%) continue to originate from conflict affected **Ar-Raqqa governorate**⁵ (1,121) (Figure 14). However, reflecting the increasing conflict in parts of Deir-ez-Zor, a larger proportion of arrivals (35%) were displaced from within the governorate itself during April, particularly from **Deir-ez-Zor (219)** and **Kisreh (199)** sub-districts. The **most common shelter types** for newly arrived IDPs were **hosted accommodation (990)** and **rented/owned housing (795)**.

Figure 13: Five Deir-ez-Zor sub-districts receiving the largest IDP arrivals (# IDPs)

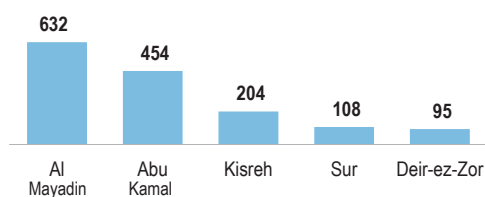
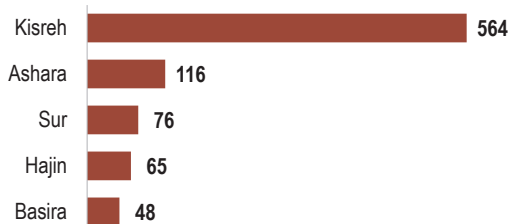


Figure 15: Five Deir-ez-Zor sub-districts with the highest IDP departures (# IDPs)



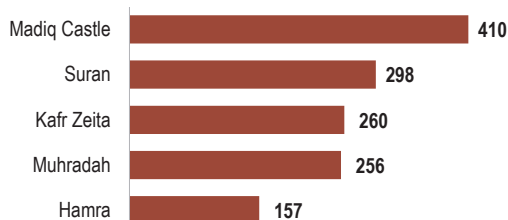
HAMA GOVERNORATE

A total of 1,946 IDPs were recorded arriving to ISMI-covered communities in Hama governorate during April, an increase of almost 500 new arrivals compared to March. Overall, IDPs most commonly arrived in **As-Saan (375)**, **Suran (349)** and **Madiq Castle (325)** sub-districts (Figure 17), and largely originated from within Hama governorate itself (1,475) (Figure 18). Additionally, 355 IDPs were recorded arriving from neighbouring Idleb, most commonly from **Dana (180)** and **Khan Shaykun (100)** sub-districts.

The **most common shelter types** for newly arrived IDPs were **rented/owned housing (873)** and **hosted accommodation (586)**.

Simultaneously, 1,560 IDPs were recorded leaving ISMI-covered communities in April, most commonly travelling to **Idleb governorate (1,312)**, particularly to **Dana sub-district (557)**, or to other communities within Hama governorate (202). As was the case last month, IDPs most commonly left communities due to the escalation of conflict.

Figure 16: Five Hama sub-districts with the highest IDP departures (# IDPs)



⁵ OCHA, Syria Crisis: Ar-Raqqa Situation Report No. 4, as of 1 May 2017

NUMBERS AT A GLANCE

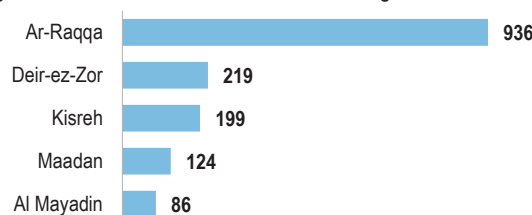
1,890 IDP ARRIVALS³ **928** IDP DEPARTURES³

64% of recorded IDP arrivals in Deir-ez-Zor were from Ar-Raqqa governorate.

62% of recorded IDP departures from Deir-ez-Zor were to Ein Issa sub-district in Ar-Raqqa governorate.

2% of both recorded IDP arrivals and departures³ were to/from communities in Deir-ez-Zor.

Figure 14: Five most common sub-districts of origin of IDP arrivals (# IDPs)



Meanwhile, a total of 928 IDPs experienced secondary displacement from ISMI-covered communities in Deir-ez-Zor during April, a 50% increase in comparison to March (605). IDPs most commonly left from **Kisreh sub-district (564)**, almost all of which (560) travelled towards **Ein Issa sub-district** in Ar-Raqqa governorate (Figure 15). Departing IDPs most commonly reported leaving due to a loss of income, as well as safety and security concerns and a loss of assets.

NUMBERS AT A GLANCE

1,946 IDP ARRIVALS³ **1,560** IDP DEPARTURES³

36% of recorded IDP departures in Hama were to Dana sub-district.

27% of recorded IDP arrivals in Hama originated from Hama sub-district.

2% % of all recorded IDP arrivals³ were from communities in Hama.

Figure 17: Five Hama sub-districts receiving the largest IDP arrivals (# IDPs)

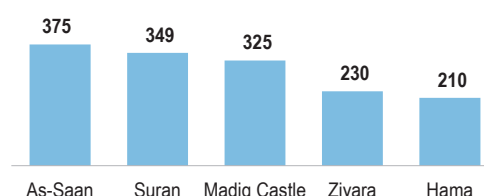
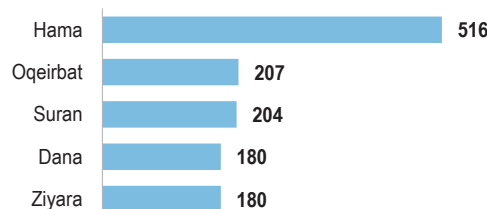


Figure 18: Five most common sub-districts of origin of IDP arrivals (# IDPs)



AR-RAQQA GOVERNORATE

Conflict across Ar-Raqqa governorate continued to affect populations throughout April 2017⁵, resulting in increased numbers of recorded displacements in comparison to March. In total, 34,547 IDPs were recorded arriving to ISMI-covered communities in Ar-Raqqa governorate, more than twice the number of arrivals recorded last month. Simultaneously, 18,067 IDPs faced secondary displacement this month, almost 4,000 fewer IDPs compared to March.

NUMBERS AT A GLANCE

34,547 IDP ARRIVALS³

18,067 IDP DEPARTURES³

91% of recorded IDP arrivals in Ar-Raqqa had been displaced from within the governorate.

50% of recorded IDP departures in Ar-Raqqa governorate were from Ar-Raqqa city.

40% of all recorded IDP arrivals³ originated from communities in Ar-Raqqa sub-district.

Figure 20: Five Ar-Raqqa sub-districts with the highest IDP departures (# IDPs)

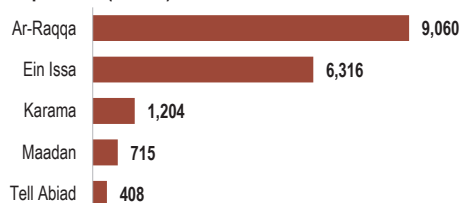



Figure 21: Five most common sub-districts of origin of IDP arrivals (# IDPs)



Map 3: Major displacements in Ar-Raqqa governorate

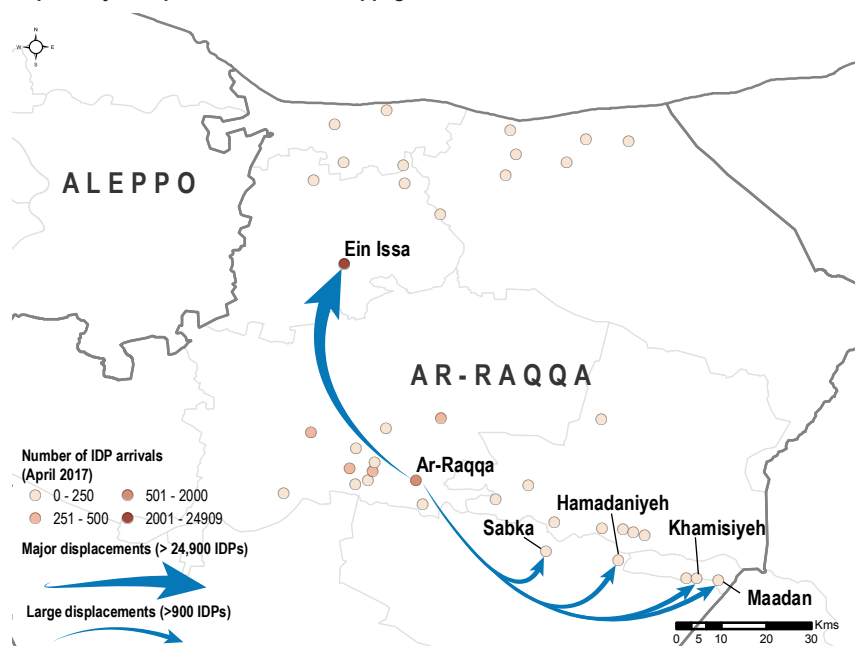



Figure 19: Ar-Raqqa sub-districts receiving the largest IDP arrivals (# IDPs)



Displacement in Ar-Raqqa remained localised in April, with 91% of recorded arrivals (31,266 IDPs) originating from within the governorate itself, almost all of which travelled from **Ar-Raqqa sub-district northwards to Ein Issa sub-district (26,772)**. In addition, **2,940 IDPs** were recorded arriving from neighbouring Aleppo governorate, most commonly from **Maskana sub-district into Ar-Raqqa sub-district (2,553)**. The most common shelter types for newly arrived IDPs were individual tents (25,074), camps (4,367) and hosted accommodation (3,606).

Meanwhile, a total of **18,067 IDPs departed** from ISMI-covered communities during April, most commonly from **Ar-Raqqa (9,060)** and **Ein Issa (6,316)** sub-districts (Figure 20). IDPs leaving from **Ar-Raqqa** largely travelled towards **Jurneyyeh (1,800)**, **Ein Issa (1,290)** and **Ras al Ain (1,020)** sub-districts, while IDPs departing from **Ein Issa** most commonly travelled towards **Menbij (3,021)** and **A'zaz (2,964)** sub-districts. Departing IDPs most commonly left due to the escalation of conflict.

About ISMI & This Factsheet

The IDP Situation Monitoring Initiative (ISMI) is an initiative of the Camp Coordination and Camp Management (CCCM) Cluster, which incorporates data collected by cluster members, REACH and Syria Relief Network (SRN).

Following a baseline assessment conducted between 23 October and 21 November 2016, weekly data collection cycles have been initiated to provide regular updates on IDP movements. Based on 1,183 communities in the governorates of Aleppo, Ar-Raqqa, Deir-ez-Zor, Hama, Homs and Idlib during the baseline, this factsheet presents a summary of reported inward and outward movements of IDPs in the month of April 2017. **From 3 to 30 April 2017, such displacements were reported in 536 communities out of all ISMI-covered communities.**

Displacement was identified through an extensive key informant (KI) network, either through alert initiated by KIs or follow-up by enumerators. A range of two to three KIs were interviewed in each community, while information collected is triangulated with CCCM member data and humanitarian updates. This approach allows for regular updates on IDP movements at a community level across areas assessed. As coverage is not across all potentially affected areas, there are displacements that are not reported on here.

An initiative of



Feedback: CCCM Cluster Northern Syria

Email: syria.cross.border.info@ccmcluster.org

Info: <http://www.globalccmcluster.org>, <https://www.humanitarianresponse.info>

Implemented by

