

Introduction

This multi-sector needs assessment is part of a monthly data collection exercise which aims to gather information about needs and the humanitarian situation inside Syria. The factsheets present information collected in November 2016, referring to the situation in October 2016.

These factsheets present information at the community level* for four sub-districts in Quneitra governorate. Selected key indicators for the following sectors are included in the factsheets: displacement, shelter, NFIs, health, food security, WASH and education. The factsheets do not cover the entire range of indicators gathered in the questionnaire.

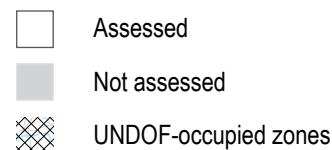
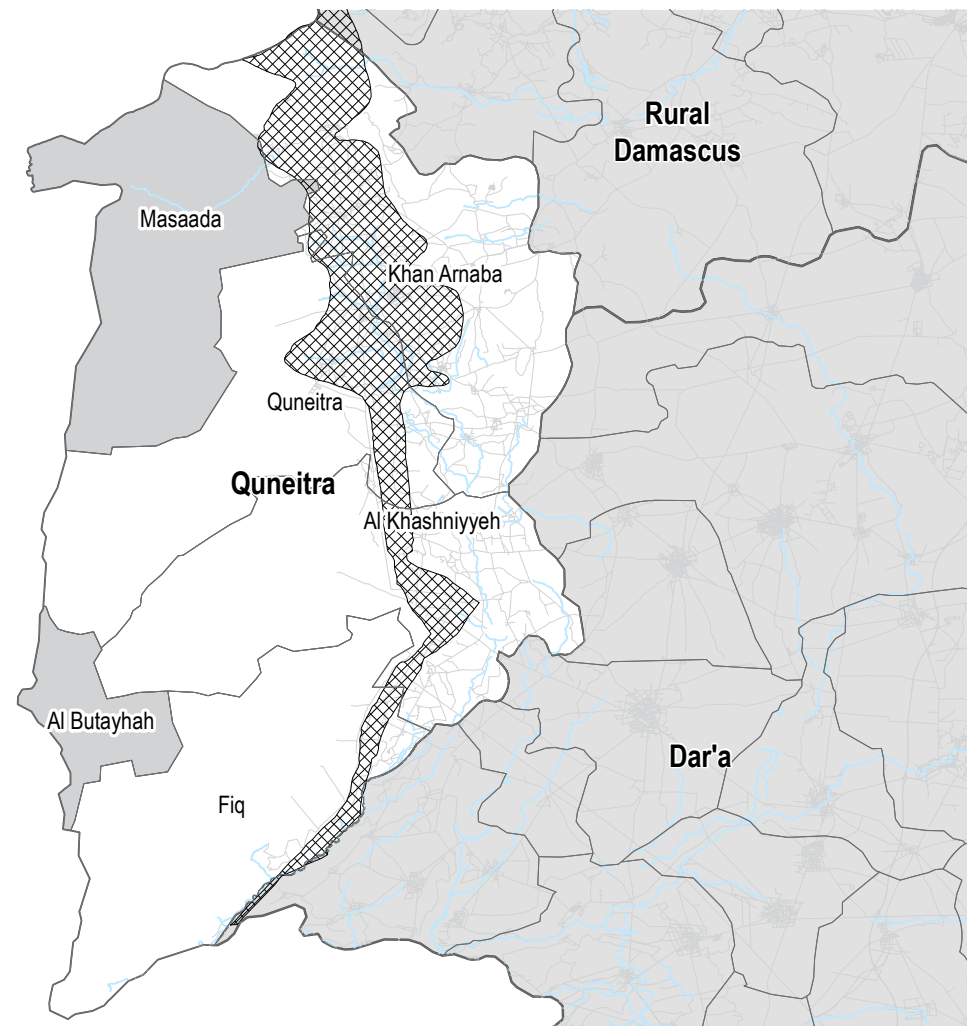
For full visualisation of all indicators collected, please see the SIMAWG Needs Identification Dynamic Reporting Tool, available here: <http://www.reach-info.org/syr/simawg/>

Methodology and limitations

These findings are based on data collected both directly and remotely (in Jordan, Lebanon, Kurdistan Region of Iraq and Turkey) from Key Informants residing in communities throughout Syria.

Information was collected from Key Informants in 28 communities in 4 sub-districts of Quneitra governorate. For each question asked, confidence levels are assigned based on the Key Informant's area of expertise and knowledge of the sector-specific situation.

For a full description of the methodology, please see the Terms of Reference, available on the [REACH Resource Centre](#).



PDF: click on sub-district name to jump to factsheet

Al Khashniyyeh (1/3), Quneitra Governorate

November 2016

Shelter

Most common shelter

- Independent apartment or house
- Shared apartment or house
- Unfinished apartment or house
- Tent
- Private space not for shelter
- Cave/natural shelter
- Collective public space not for shelter

- No IDPs
- No information

Min - Max: rent paid per room (where known)

Asbah

NDP IDPs

 15000 - 20000 SYP

Esheh

NDP IDPs

 No info

Eastern Basa - Ein Qadi

NDP IDPs

 No info

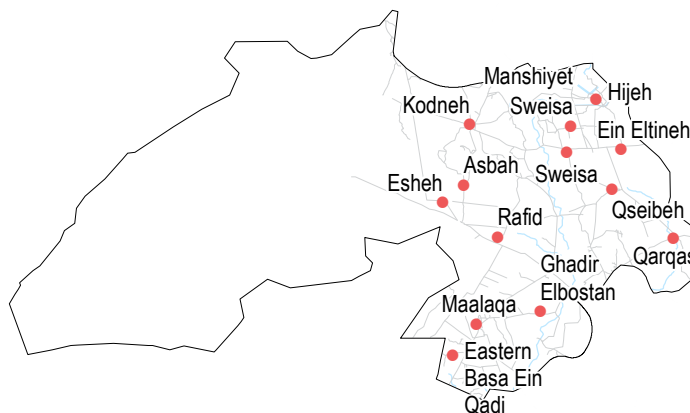
Ein Eltineh

NDP IDPs

 No info

• 13/13 communities assessed (9 communities are shown on the next two factsheets):

- Asbah
- Eastern Basa - Ein Qadi
- Ein Eltineh
- Esheh



Livelihoods

Most common strategies used to cope with lack of income / resources

Asbah

- Borrowing from family/friends
- Reducing meal size

Esheh

- Skipping meals
- Reducing meal size

Eastern Basa - Ein Qadi

- Borrowing from family/friends
- High risk/illegal work
- Looking for food in garbage

Ein Eltineh

- Children sent to work/beg
- Borrowing from family/friends
- Selling household assets

Displacement

Asbah

76-100%
 Yes Yes

Eastern Basa - Ein Qadi

76-100%
 Yes Yes

Ein Eltineh

76-100%
 Yes Yes

Esheh

76-100%
 No No info

% of pre-conflict population remaining

IDPs already living in village

IDPs arrived in last month

No information

NFIs

Asbah

B 2600 SYP
D 190 SYP
F 90000 SYP

Eastern Basa - Ein Qadi

B 5300 SYP
D 320 SYP
F 70000 SYP

Ein Eltineh

B 6000 SYP
D 350 SYP
F 55000 SYP

Esheh

B NA
D NA
F NA

Most common electricity source

Main network

Generator

No source available

No information

Fuel Prices

B Butane (cannister)

D Diesel (litre)

F Firewood (tonne)

NA: not available for purchase

Health

Most common health problems

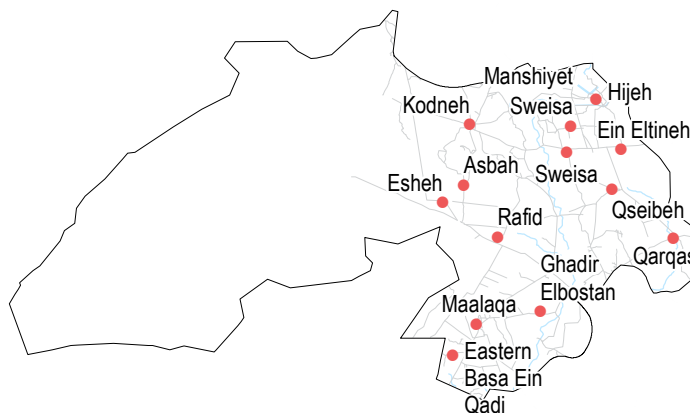
Ein Eltineh
 Chronic disease with no access to medicine
 Acute respiratory infections
 Severe diseases affecting those aged less than 5

Esheh
 Diarrhea
 Chronic disease with no access to medicine

Asbah
 Pregnancy related diseases
 Maternal health issues
 Fever

Eastern Basa - Ein Qadi
 Pregnancy related diseases
 Acute respiratory infections
 Severe diseases affecting those aged less than 5

- 13/13 communities assessed (9 communities are shown on the next two factsheets):
 Asbah
 Eastern Basa - Ein Qadi
 Ein Eltineh
 Esheh



WASH

Most common water source
Status of source
 Water is safe to drink
 Water tastes/smells bad
 People sick after drinking
 No information
Change in available water since last month
 More water
 No change
 Less water
 No information
Most common method of garbage disposal
 Disposed at designated site

Asbah
 Network
 Disposed at designated site

Eastern Basa - Ein Qadi
 Closed well
 Public free collection

Ein Eltineh
 Network
 Public free collection

Esheh
 Network
 Public free collection

Food Security

Asbah

Bread: 50 SYP
 Rice: 500 SYP
 Lentils: 400 SYP
 Cooking oil: 700 SYP
 Sugar: 400 SYP

Ein Eltineh

Bread: 125 SYP
 Rice: 550 SYP
 Lentils: 250 SYP
 Cooking oil: 900 SYP
 Sugar: 450 SYP

Eastern Basa - Ein Qadi

Bread: no info
 Rice: 800 SYP
 Lentils: 500 SYP
 Cooking oil: 750 SYP
 Sugar: 400 SYP

Esheh

Bread: 35 SYP
 Rice: 500 SYP
 Lentils: 375 SYP
 Cooking oil: 700 SYP
 Sugar: 600 SYP

Main challenges to obtaining food

- No challenges
- Some foods unavailable
- Local production decreased
- Lack of access to market
- Some foods expensive
- Lack of resources to buy food available in markets
- Lack of access to fuel
- Cooking fuel not available
- No information

Bread public: 1 pack
 Rice, lentils, sugar: 1 kg
 Cooking oil: 1 litre

Education

Asbah
 Most children accessed education

Eastern Basa - Ein Qadi
 Most children accessed education

Ein Eltineh
 Most children accessed education

Esheh
 Most children accessed education

Status of primary schools in village

- Functioning
- Not functioning
- Not available
- No information
- Barriers to accessing education services

Shelter

Most common shelter

- Independent apartment or house
- Shared apartment or house
- Unfinished apartment or house
- Tent
- Private space not for shelter
- Cave/natural shelter
- Collective public space not for shelter

- No IDPs
- No information

Min - Max: rent paid per room (where known)

Ghadir Elbostan

NDP IDPs

 10000 - 12000 SYP

Hijeh

NDP IDPs

 No info

Kodneh

NDP IDPs

 3000 - 3500 SYP

Maalaqa

NDP IDPs

 No info

- 13/13 communities assessed (4 communities are shown on the previous factsheet, 5 communities are shown on the next factsheet):
- Ghadir Elbostan
- Hijeh
- Kodneh
- Maalaqa

Livelihoods

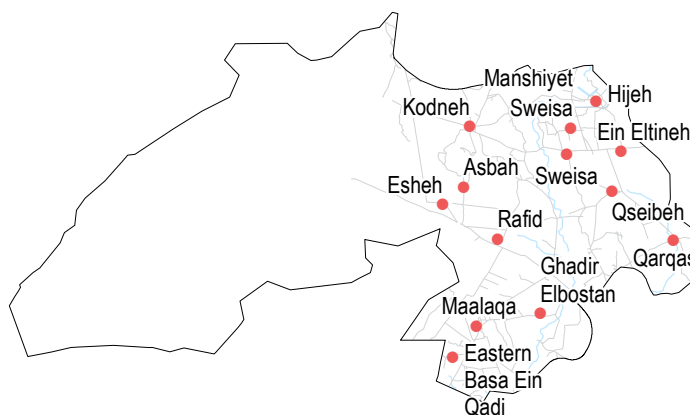
Most common strategies used to cope with lack of income / resources

Ghadir Elbostan
 Borrowing from family/friends

Maalaqa
 Borrowing from family/friends
 Selling household assets

Hijeh
 Borrowing from family/friends
 Skipping meals
 Reducing meal size

Kodneh
 Borrowing from family/friends
 Selling household assets
 Skipping meals



Displacement

Ghadir Elbostan

51-75%
 Yes No

Hijeh

76-100%
 No No info

Kodneh

51-75%
 Yes No

Maalaqa

76-100%
 Yes No

% of pre-conflict population remaining

IDPs already living in village

IDPs arrived in last month

No information

NFIs

Ghadir Elbostan

B 4500 SYP
D 450 SYP
F 50000 SYP

Hijeh

B 5700 SYP
D 375 SYP
F 40000 SYP

Kodneh

B 2800 SYP
D 180 SYP
F 60000 SYP

Maalaqa

B 7000 SYP
D 350 SYP
F 60000 SYP

Most common electricity source

- Main network
- Generator
- No source available
- No information

Fuel Prices

- B** Butane (cannister)
- D** Diesel (litre)
- F** Firewood (tonne)

NA: not available for purchase

Health

Most common health problems

Kodneh

Communicable diseases
Chronic disease with no access to medicine
Fever

Maalaqa

Diarrhea
Communicable diseases
Symptoms of psychological trauma

Ghadir Elbostan

Communicable diseases

Hijeh

Diarrhea
Communicable diseases
Injuries

- 13/13 communities assessed (4 communities are shown on the previous factsheet, 5 communities are shown on the next factsheet):
Ghadir Elbostan
Hijeh
Kodneh
Maalaqa

WASH

Most common water source

Status of source

- Water is safe to drink
- Water tastes/smells bad
- People sick after drinking
- No information

Change in available water since last month

- More water
- No change
- Less water
- No information

Most common method of garbage disposal

Ghadir Elbostan

Network
 Public free collection

Hijeh

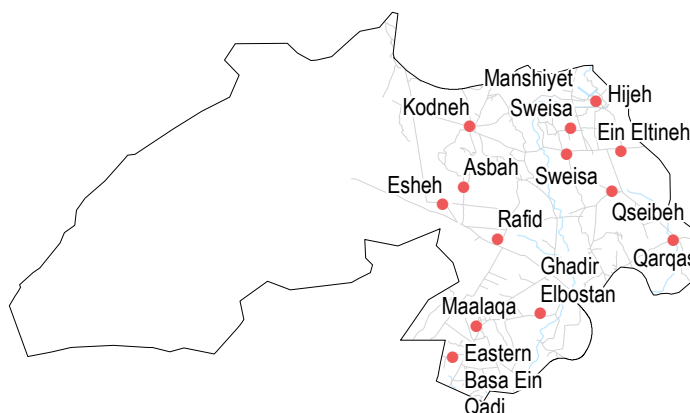
Water trucking
 Public free collection

Kodneh

Network
 Public free collection

Maalaqa

Water trucking
 Buried / burned



Food Security

Ghadir Elbostan Kodneh

Bread: 100 SYP	Bread: 50 SYP
Rice: 700 SYP	Rice: 700 SYP
Lentils: 250 SYP	Lentils: 350 SYP
Cooking oil: 600 SYP	Cooking oil: 600 SYP
Sugar: 450 SYP	Sugar: 400 SYP

Hijeh

Bread: no info	Bread: no info
Rice: 450 SYP	Rice: 750 SYP
Lentils: 400 SYP	Lentils: 350 SYP
Cooking oil: 700 SYP	Cooking oil: 700 SYP
Sugar: 425 SYP	Sugar: 400 SYP

Maalaqa

Bread: no info	Bread: no info
Rice: 750 SYP	Rice: 750 SYP
Lentils: 350 SYP	Lentils: 350 SYP
Cooking oil: 700 SYP	Cooking oil: 700 SYP
Sugar: 400 SYP	Sugar: 400 SYP

Main challenges to obtaining food

- No challenges
- Some foods unavailable
- Local production decreased
- Lack of access to market
- Some foods expensive
- Lack of resources to buy food available in markets
- Lack of access to fuel
- Cooking fuel not available

No information

Bread public: 1 pack
Rice, lentils, sugar: 1 kg
Cooking oil: 1 litre

Education

Ghadir Elbostan

Most children accessed education

Hijeh

Most children accessed education

Kodneh

Most children accessed education

Maalaqa

No spaces available

Status of primary schools in village

- Functioning
- Not functioning
- Not available
- No information
- Barriers to accessing education services

Al Khashniyyeh (3/3), Quneitra Governorate

November 2016

Shelter

Most common shelter

- Independent apartment or house
- Shared apartment or house
- Unfinished apartment or house
- Tent
- Private space not for shelter
- Cave/natural shelter
- Collective public space not for shelter

- No IDPs
- No information

Min - Max: rent paid per room (where known)

Manshiyet Sweisa

NDP IDPs
No info

Rafid

NDP IDPs
No info

Qarqas

NDP IDPs
10000 - 15000 SYP

Sweisa

NDP IDPs
No info

Qseibeh

NDP IDPs
2000 - 4000 SYP

• 13/13 communities assessed (8 communities are shown on the previous two factsheets):

- Manshiyet Sweisa
- Qarqas
- Qseibeh
- Rafid
- Sweisa

Displacement

Manshiyet Sweisa

76-100%
 No No info

Qarqas

76-100%
 Yes Yes

Qseibeh

51-75%
 Yes Yes

Rafid

76-100%
 Yes Yes

% of pre-conflict population remaining

IDPs already living in village

IDPs arrived in last month

No information

Sweisa

51-75%
 No No info

Livelihoods

Most common strategies used to cope with lack of income / resources

Manshiyet Sweisa

- Borrowing from family/friends
- Skipping meals
- Reducing meal size

Qarqas

- Taking loans/buying on credit
- Borrowing from family/friends

Qseibeh

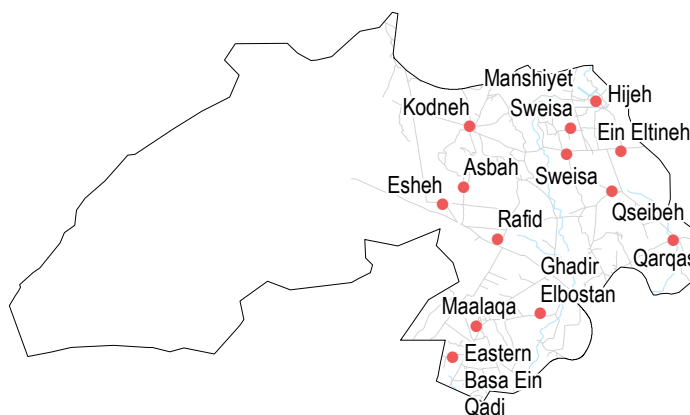
- Borrowing from family/friends
- High risk/illegal work
- Selling household assets

Rafid

- Borrowing from family/friends
- Skipping meals
- Reducing meal size

Sweisa

- Skipping meals
- Reducing meal size



NFIs

Manshiyet Sweisa

B NA
D NA
F NA

Qarqas

B 6200 SYP
D 350 SYP
F 55000 SYP

Qseibeh

B 6000 SYP
D 325 SYP
F 53000 SYP

Rafid

B NA
D NA
F NA

Sweisa

B NA
D NA
F NA

Most common electricity source

Main network

Generator

No source available

No information

Fuel Prices

B Butane (cannister)

D Diesel (litre)

F Firewood (tonne)

NA: not available for purchase

Health

Most common health problems

Qseibeh

Disabilities
Chronic disease with no access to medicine
Acute respiratory infections

Rafid

Disabilities
Chronic disease with no access to medicine
Pregnancy related diseases

Manshiyet Sweisa

Chronic disease with no access to medicine
Pregnancy related diseases
Acute respiratory infections

Qarqas

Diarrhea
Communicable diseases
Acute respiratory infections

Sweisa

Diarrhea
Maternal health issues
Fever

- 13/13 communities assessed (8 communities are shown on the previous two factsheets):
Manshiyet Sweisa
Qarqas
Qseibeh
Rafid
Sweisa

Food Security

Sweisa

Bread: no info
Rice: 750 SYP
Lentils: 350 SYP
Cooking oil: 1060 SYP
Sugar: 525 SYP

Manshiyet Sweisa

Bread: 60 SYP
Rice: 750 SYP
Lentils: 310 SYP
Cooking oil: 675 SYP
Sugar: 550 SYP

Qseibeh

Bread: no info
Rice: 475 SYP
Lentils: 275 SYP
Cooking oil: 950 SYP
Sugar: 475 SYP

Qarqas

Bread: no info
Rice: 700 SYP
Lentils: 500 SYP
Cooking oil: 900 SYP
Sugar: 450 SYP

Rafid

Bread: no info
Rice: no info
Lentils: no info
Cooking oil: no info
Sugar: no info

Main challenges to obtaining food

- No challenges
- Some foods unavailable
- Local production decreased
- Lack of access to market
- Some foods expensive
- Lack of resources to buy food available in markets
- Lack of access to fuel
- Cooking fuel not available
- No information

Bread public: 1 pack
Rice, lentils, sugar: 1 kg
Cooking oil: 1 litre

WASH

Most common water source

Status of source

- Water is safe to drink
- Water tastes/smells bad
- People sick after drinking
- No information

Change in available water since last month

- More water
- No change
- Less water
- No information

Most common method of garbage disposal

Manshiyet Sweisa

Closed well
 Private paid collection

Qarqas

Water trucking
 Public free collection

Qseibeh

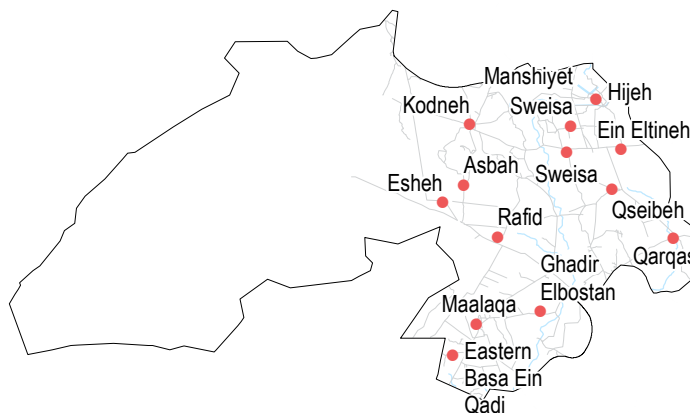
Water trucking
 Public free collection

Rafid

Open well
 Public free collection

Sweisa

Network
 Private paid collection



Education

Manshiyet Sweisa

Most children accessed education

Qarqas

Most children accessed education

Qseibeh

Most children accessed education

Rafid

Most children accessed education

Status of primary schools in village

- Functioning
- Not functioning
- Not available
- No information

Barriers to accessing education services

Sweisa

Most children accessed education

Fiq, Quneitra Governorate

November 2016

Shelter

Most common shelter

- Independent apartment or house
- Shared apartment or house
- Unfinished apartment or house
- Tent
- Private space not for shelter
- Cave/natural shelter
- Collective public space not for shelter

- No IDPs
- No information

Min - Max: rent paid per room (where known)

Razaniyet Saida

- NDP
- IDPs
- No info

Sayda

- NDP
- IDPs
- No info

• 2/2 communities assessed:
Razaniyet Saida
Sayda



Livelihoods

Most common strategies used to cope with lack of income / resources

Razaniyet Saida

- Children sent to work/beg
- Taking loans/buying on credit
- Borrowing from family/friends

Sayda

- Children sent to work/beg
- Selling household assets
- Spending days without eating

Displacement

Razaniyet Saida

- 26-50%
- Yes
- No

Sayda

- 26-50%
- No
- No info

% of pre-conflict population remaining

IDPs already living in village

IDPs arrived in last month

No information

NFIs

Razaniyet Saida

- B** 5200 SYP
- D** 325 SYP
- F** NA

Sayda

- B** 7500 SYP
- D** 400 SYP
- F** NA

Most common electricity source

Main network

Generator

No source available

No information

Fuel Prices

B Butane (cannister)

D Diesel (litre)

F Firewood (tonne)

NA: not available for purchase

Fiq, Quneitra Governorate

November 2016

Health

Most common health problems

Razaniyet Saida



Chronic disease with no access to medicine
Pregnancy related diseases
Acute respiratory infections

Sayda



Diarrhea
Injuries
Malnutrition

- 2/2 communities assessed:
Razaniyet Saida
Sayda



WASH

Most common water source

Status of source

- Water is safe to drink
- Water tastes/smells bad
- People sick after drinking
- No information

Change in available water since last month

- More water
- No change
- Less water
- No information

Most common method of garbage disposal

Razaniyet Saida

Water trucking

Buried / burned

Sayda

Network

Buried / burned

Food Security

Razaniyet Saida



Bread: no info
Rice: 600 SYP
Lentils: 420 SYP
Cooking oil: 850 SYP
Sugar: 425 SYP

Sayda



Bread: 200 SYP
Rice: 650 SYP
Lentils: 450 SYP
Cooking oil: 300 SYP
Sugar: 150 SYP

Main challenges to obtaining food

- No challenges
- Some foods unavailable
- Local production decreased
- Lack of access to market
- Some foods expensive
- Lack of resources to buy food available in markets
- Lack of access to fuel
- Cooking fuel not available
- No information

Bread public: 1 pack
Rice, lentils, sugar: 1 kg
Cooking oil: 1 litre

Education

Razaniyet Saida

Most children accessed education

Sayda

Most children accessed education

Status of primary schools in village

- Functioning
- Not functioning
- Not available
- No information
- Barriers to accessing education services

Shelter

Most common shelter

- Independent apartment or house
- Shared apartment or house
- Unfinished apartment or house
- Tent
- Private space not for shelter
- Cave/natural shelter
- Collective public space not for shelter

- No IDPs
- No information

Min - Max: rent paid per room (where known)

Ayoba

NDP IDPs

 No info

Kalidiyeh

NDP IDPs

 3500 - 5000 SYP

Hadar

NDP IDPs

 4500 - 5000 SYP

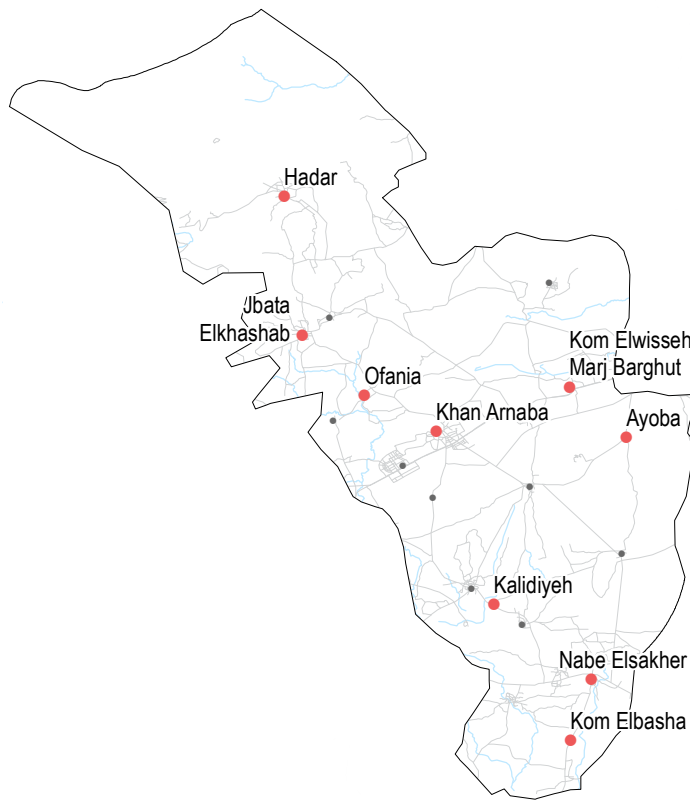
Jbata Elkhashab

NDP IDPs

 10000 - 15000 SYP

• 9/17 communities assessed (5 communities are shown on the next factsheet):

- Ayoba
- Hadar
- Jbata Elkhashab
- Kalidiyeh



Displacement

Ayoba

51-75%
 Yes No

Hadar

76-100%
 Yes No

Jbata Elkhashab

51-75%
 Yes Yes

Kalidiyeh

51-75%
 Yes Yes

% of pre-conflict population remaining

IDPs already living in village

IDPs arrived in last month

No information

Livelihoods

Most common strategies used to cope with lack of income / resources

Ayoba

- Borrowing from family/friends
- Skipping meals
- Reducing meal size

Hadar

- Children sent to work/beg
- Borrowing from family/friends

Jbata Elkhashab

- Selling household assets
- Reducing meal size
- Spending days without eating

Kalidiyeh

- Borrowing from family/friends
- Reducing meal size

NFIs

Ayoba

B 5800 SYP
D 350 SYP
F 50000 SYP

Hadar

B 6200 SYP
D 350 SYP
F 55000 SYP

Jbata Elkhashab

B 6200 SYP
D 360 SYP
F 55000 SYP

Kalidiyeh

B 5800 SYP
D 350 SYP
F 50000 SYP

Most common electricity source

Main network

Generator

No source available

No information

Fuel Prices

B Butane (cannister)

D Diesel (litre)

F Firewood (tonne)

NA: not available for purchase

Health

Most common health problems

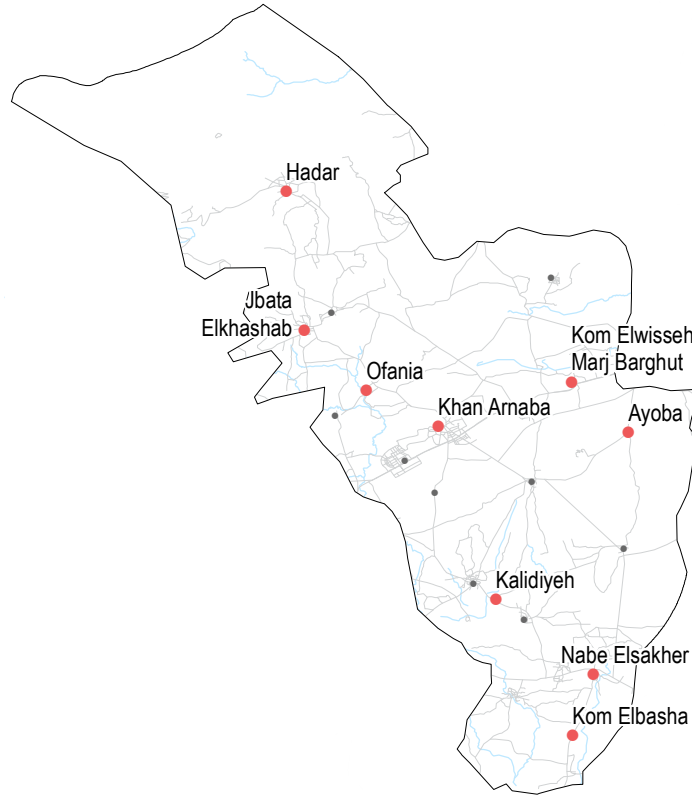
Jbata Elkhashab
 Skin disease
 Communicable diseases
 Acute respiratory infections

Kalidiyeh
 Chronic disease with no access to medicine
 Pregnancy related diseases
 Severe diseases affecting those aged less than 5

Ayoba
 Chronic disease with no access to medicine
 Injuries
 Severe diseases affecting those aged less than 5

Hadar
 Chronic disease with no access to medicine
 Acute respiratory infections
 Severe diseases affecting those aged less than 5

• 9/17 communities assessed (5 communities are shown on the next factsheet):
 Ayoba
 Hadar
 Jbata Elkhashab
 Kalidiyeh



WASH

Most common water source
 Status of source
 Water is safe to drink
 Water tastes/smells bad
 People sick after drinking
 No information
 Change in available water since last month
 More water
 No change
 Less water
 No information
Most common method of garbage disposal
 Closed well
 Public free collection

Ayoba
 Closed well
 Public free collection

Hadar
 Water trucking
 Public free collection

Jbata Elkhashab
 Protected spring
 Buried / burned

Kalidiyeh
 Closed well
 Public free collection

Food Security

Ayoba

Bread: no info
 Rice: 650 SYP
 Lentils: 400 SYP
 Cooking oil: 800 SYP
 Sugar: 400 SYP

Hadar

Bread: 125 SYP
 Rice: 600 SYP
 Lentils: 250 SYP
 Cooking oil: 900 SYP
 Sugar: 450 SYP

Jbata Elkhashab

Bread: no info
 Rice: 700 SYP
 Lentils: 500 SYP
 Cooking oil: 950 SYP
 Sugar: 475 SYP

Kalidiyeh

Bread: no info
 Rice: 650 SYP
 Lentils: 400 SYP
 Cooking oil: 750 SYP
 Sugar: 400 SYP

Main challenges to obtaining food
 No challenges
 Some foods unavailable
 Local production decreased
 Lack of access to market
 Some foods expensive
 Lack of resources to buy food available in markets
 Lack of access to fuel
 Cooking fuel not available
 No information
 Bread public: 1 pack
 Rice, lentils, sugar: 1 kg
 Cooking oil: 1 litre

Education

Ayoba
 Most children accessed education

Hadar
 Most children accessed education

Jbata Elkhashab
 Lack of teaching staff
 Parents do not approve of curriculum

Kalidiyeh
 Most children accessed education

Status of primary schools in village
 Functioning
 Not functioning
 Not available
 No information
 Barriers to accessing education services

Khan Arnaba (2/2), Quneitra Governorate

November 2016

Shelter

Most common shelter

- Independent apartment or house
- Shared apartment or house
- Unfinished apartment or house
- Tent
- Private space not for shelter
- Cave/natural shelter
- Collective public space not for shelter

- No IDPs
 - No information
- Min - Max: rent paid per room (where known)

Khan Arnaba

NDP IDPs
No info

Kom Elbasha

NDP IDPs
2500 - 3500 SYP

Kom Elwisseh - Marj Barghut

NDP IDPs
No info

Nabe Elsakher

NDP IDPs
No info

Ofanía

NDP IDPs
No info

Livelihoods

Most common strategies used to cope with lack of income / resources

Khan Arnaba
Borrowing from family/friends
High risk/illegal work

Kom Elbasha
Skipping meals
Reducing meal size

Kom Elwisseh - Marj Barghut
Children sent to work/beg
Taking loans/buying on credit
Selling household assets

Nabe Elsakher
Borrowing from family/friends

Ofanía
Borrowing from family/friends
Selling household assets
Skipping meals

- 9/17 communities assessed (4 communities are shown on the previous factsheet):
Khan Arnaba
Kom Elbasha
Kom Elwisseh - Marj Barghut
Nabe Elsakher
Ofanía



Displacement

Khan Arnaba

76-100%
 Yes Yes

Kom Elbasha

51-75%
 Yes Yes

Kom Elwisseh - Marj Barghut

51-75%
 No No info

Nabe Elsakher

51-75%
 No No info

- % of pre-conflict population remaining
- IDPs already living in village
- IDPs arrived in last month
- No information

Ofanía

51-75%
 Yes No

NFIs

Khan Arnaba

B 5200 SYP
D 330 SYP
F 70000 SYP

Kom Elbasha

B NA
D NA
F NA

Kom Elwisseh - Marj Barghut

B NA
D NA
F NA

Nabe Elsakher

B NA
D NA
F NA

Ofanía

B 6000 SYP
D 330 SYP
F 55000 SYP

- Most common electricity source
- Main network
 - Generator
 - No source available
 - No information

- Fuel Prices
- B** Butane (cannister)
 - D** Diesel (litre)
 - F** Firewood (tonne)
- NA: not available for purchase

Health

Most common health problems

Kom Elwisseh - Marj Barghut

Chronic disease with no access to medicine
 Maternal health issues
 Injuries

Nabe Elsakher

Disabilities
 Chronic disease with no access to medicine
 Severe diseases affecting those aged less than 5

Ofanía

Diarrhea
 Chronic disease with no access to medicine
 Severe diseases affecting those aged less than 5

Khan Arnaba

Acute respiratory infections
 Fever
 Severe diseases affecting those aged less than 5

Kom Elbasha

Pregnancy related diseases
 Fever
 Severe diseases affecting those aged less than 5

- 9/17 communities assessed (4 communities are shown on the previous factsheet):
 Khan Arnaba
 Kom Elbasha
 Kom Elwisseh - Marj Barghut
 Nabe Elsakher
 Ofania

Food Security

Ofanía

Bread: no info
 Rice: 750 SYP
 Lentils: 330 SYP
 Cooking oil: 825 SYP
 Sugar: 410 SYP

Khan Arnaba

Bread: no info
 Rice: 750 SYP
 Lentils: 500 SYP
 Cooking oil: 750 SYP
 Sugar: 400 SYP

Kom Elwisseh - Marj Barghut

Bread: no info
 Rice: no info
 Lentils: no info
 Cooking oil: no info
 Sugar: no info

Kom Elbasha

Bread: 77 SYP
 Rice: 700 SYP
 Lentils: 400 SYP
 Cooking oil: 800 SYP
 Sugar: 750 SYP

Nabe Elsakher

Bread: no info
 Rice: no info
 Lentils: no info
 Cooking oil: no info
 Sugar: no info

Main challenges to obtaining food

- No challenges
- Some foods unavailable
- Local production decreased
- Lack of access to market
- Some foods expensive
- Lack of resources to buy food available in markets
- Lack of access to fuel
- Cooking fuel not available
- No information

Bread public: 1 pack
 Rice, lentils, sugar: 1 kg
 Cooking oil: 1 litre

WASH

Most common water source

Status of source

- Water is safe to drink
- Water tastes/smells bad
- People sick after drinking
- No information

Change in available water since last month

- More water
- No change
- Less water
- No information

Most common method of garbage disposal

Khan Arnaba

Closed well
 Public free collection

Kom Elbasha

Network
 Buried / burned

Kom Elwisseh - Marj Barghut

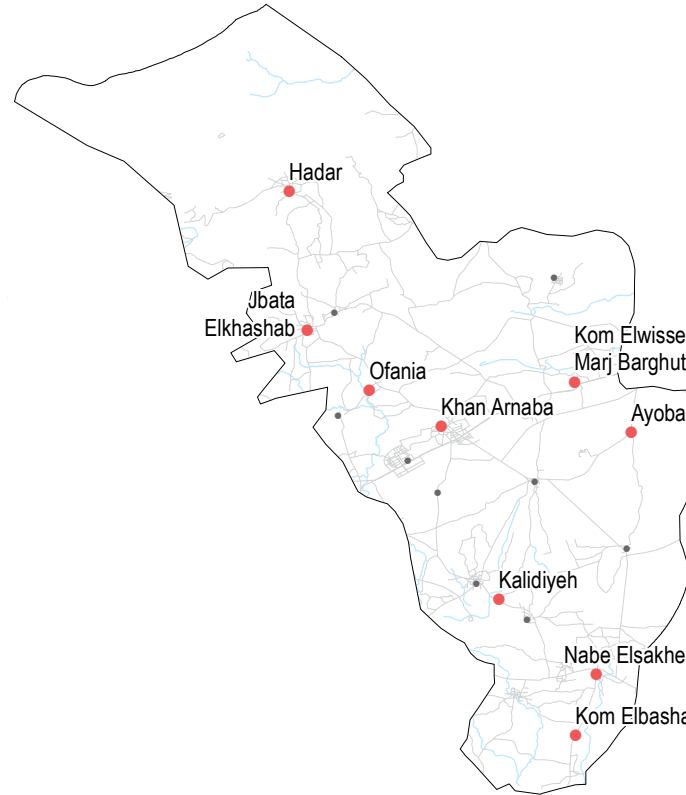
Water trucking
 Buried / burned

Nabe Elsakher

Closed well
 Disposed at designated site

Ofanía

Water trucking
 Buried / burned



Education

Khan Arnaba

Most children accessed education

Kom Elbasha

Lack of school supplies
 Services are not accessible

Kom Elwisseh - Marj Barghut

Lack of school supplies
 Services are not accessible
 Unsafe route to services

Nabe Elsakher

Most children accessed education

Status of primary schools in village

- Functioning
- Not functioning
- Not available
- No information
- Barriers to accessing education services

Ofanía

Most children accessed education

Quneitra, Quneitra Governorate

November 2016

Shelter

Most common shelter

- Independent apartment or house
- Shared apartment or house
- Unfinished apartment or house
- Tent
- Private space not for shelter
- Cave/natural shelter
- Collective public space not for shelter

- No IDPs
- No information

Min - Max: rent paid per room (where known)

Bir Ajam

NDP IDPs
6000 - 7500 SYP

Rweheineh

NDP IDPs
4000 - 6000 SYP

Breiqa

NDP IDPs
10000 - 15000 SYP

Quneitra

NDP IDPs
No info

• 4/7 communities assessed:

- Bir Ajam
- Breiqa
- Quneitra
- Rweheineh

Livelihoods

Most common strategies used to cope with lack of income / resources

Bir Ajam

- Borrowing from family/friends
- Selling household assets
- Reducing meal size

Breiqa

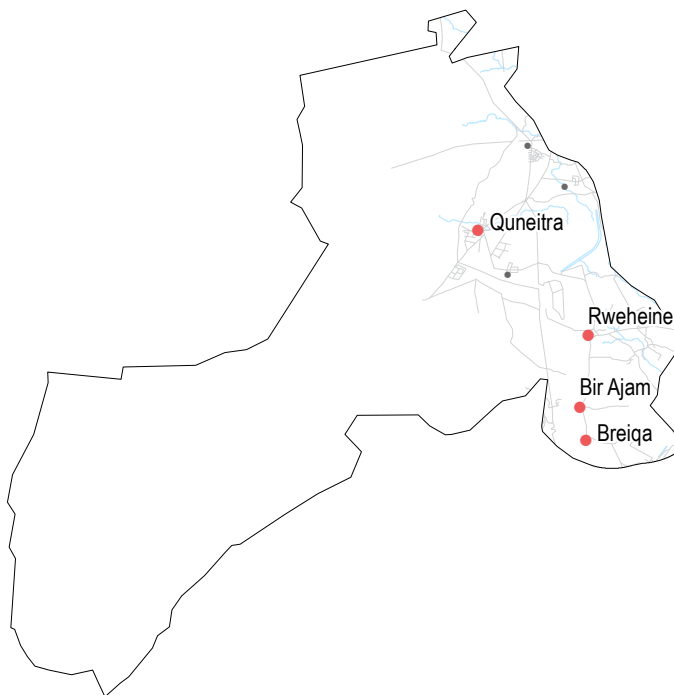
- Borrowing from family/friends
- Selling household assets
- Skipping meals

Quneitra

- Children sent to work/beg
- Taking loans/buying on credit
- Borrowing from family/friends

Rweheineh

- Borrowing from family/friends
- High risk/illegal work
- Selling household assets



Displacement

Bir Ajam

76-100%
Yes No

Breiqa

26-50%
Yes Yes

Quneitra

51-75%
Yes Yes

Rweheineh

51-75%
Yes Yes

% of pre-conflict population remaining

IDPs already living in village

IDPs arrived in last month

No information

NFIs

Bir Ajam

B 2800 SYP
D 270 SYP
F 56000 SYP

Breiqa

B 2700 SYP
D 250 SYP
F 40000 SYP

Quneitra

B 5200 SYP
D 320 SYP
F 60000 SYP

Rweheineh

B 5300 SYP
D 275 SYP
F 50000 SYP

Most common electricity source

Main network

Generator

No source available

No information

Fuel Prices

B Butane (cannister)

D Diesel (litre)

F Firewood (tonne)

NA: not available for purchase

Quneitra, Quneitra Governorate

November 2016

Health

Most common health problems

Quneitra

Disabilities
Severe diseases affecting those aged less than 5
Symptoms of psychological trauma

Rweheineh

Disabilities
Communicable diseases
Acute respiratory infections

Bir Ajam

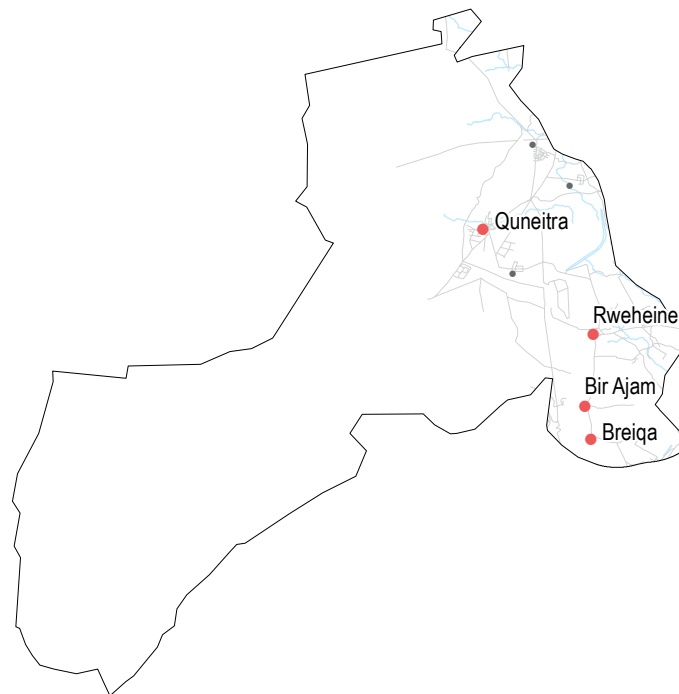
Diarrhea
Chronic disease with no access to medicine
Severe diseases affecting those aged less than 5

Breiqa

Disabilities
Communicable diseases
Chronic disease with no access to medicine

• 4/7 communities assessed:

- Bir Ajam
- Breiqa
- Quneitra
- Rweheineh



WASH

Most common water source

Status of source

- Water is safe to drink
- Water tastes/smells bad
- People sick after drinking
- No information

Change in available water since last month

- More water
- No change
- Less water
- No information

Most common method of garbage disposal

Bir Ajam

Network
 Public free collection

Breiqa

Network
 Public free collection

Quneitra

Water trucking
 Private paid collection

Rweheineh

Water trucking
 Public free collection

Food Security

Bir Ajam

Bread: 50 SYP
 Rice: 650 SYP
 Lentils: 290 SYP
 Cooking oil: 775 SYP
 Sugar: 400 SYP

Breiqa

Bread: 100 SYP
 Rice: 400 SYP
 Lentils: 400 SYP
 Cooking oil: 700 SYP
 Sugar: 400 SYP

Quneitra

Bread: no info
 Rice: 800 SYP
 Lentils: 325 SYP
 Cooking oil: 1100 SYP
 Sugar: 500 SYP

Rweheineh

Bread: no info
 Rice: 425 SYP
 Lentils: 275 SYP
 Cooking oil: 800 SYP
 Sugar: 425 SYP

Main challenges to obtaining food

- No challenges
 - Some foods unavailable
 - Local production decreased
 - Lack of access to market
 - Some foods expensive
 - Lack of resources to buy food available in markets
 - Lack of access to fuel
 - Cooking fuel not available
 - No information
- Bread public: 1 pack
Rice, lentils, sugar: 1 kg
Cooking oil: 1 litre

Education

Bir Ajam

Most children accessed education

Breiqa

Most children accessed education

Quneitra

Most children accessed education

Rweheineh

Most children accessed education

Status of primary schools in village

- Functioning
- Not functioning
- Not available
- No information
- Barriers to accessing education services