

## OVERALL FINDINGS: 31 August -15 September<sup>1</sup>

- 302 out of 1,183 ISMI-covered communities in Aleppo, Ar-Raqqa, Deir-ez-Zor, Hama, Homs and Idleb governorates experienced inward or outward movement of IDPs:
  - 23,192 IDP arrivals
  - 14,105 IDP departures
- The evolving situation in eastern Hama governorate led to the displacement of 3,189 IDPs from Rahjan (2,372) and Oqeirbat (817) communities to Idleb governorate.
- Aleppo governorate saw the second largest number of arrivals (6,283), with more than half arriving to Al Bab, Menbij and Jarablus sub-districts.
- A total of 2,291 IDPs arrived to Ein Issa community, most commonly originating from Ar-Raqqa sub-district.

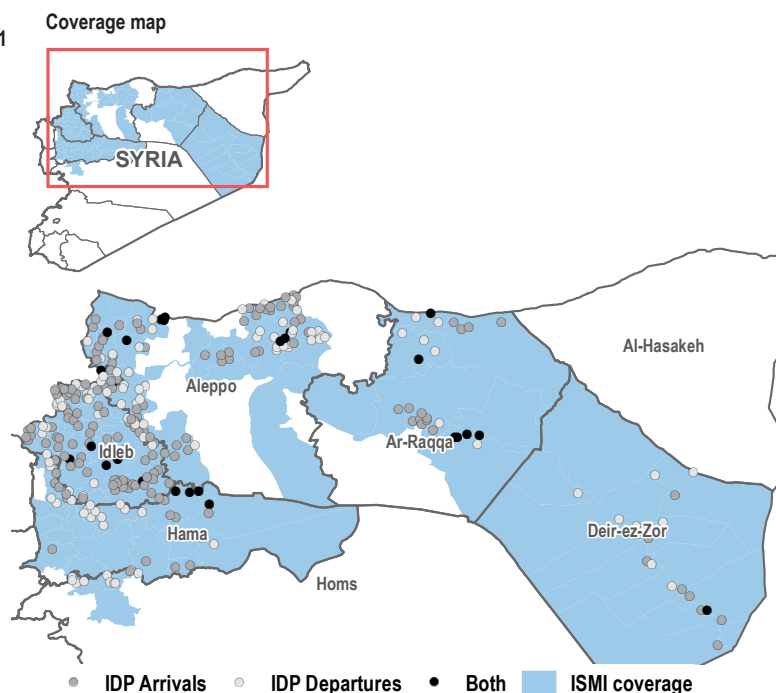


Table 1: Recorded IDP arrivals to ISMI-covered communities, by governorate, 31 August - 15 September 2017

GOVERNORATE		IDP ARRIVALS				Change from last two weeks	16-30 August Reported arrivals (# IDPs)
		Reported arrivals (# IDPs)	Communities with largest IDP arrivals (# IDPs)		Most common origins <sup>2</sup> of IDP arrivals (# IDPs)		
GOVERNORATE	Idleb	10,023	Maaret Elekhwan (1,120)	Atma Camp (798)	Rahjan (2,372) Daret Azza (2,098)	↑	5,175
	Aleppo	6,283	Al Bab (866)	Rasm Elakhdar (510)	Ein Issa (946) Abu Kamal (912)	↓	9,934
	Ar-Raqqa	4,981	Ein Issa (2,291)	Karama (780)	Ar-Raqqa (1,874) Sabka (408)	↓	8,703
	Hama	1,003	Janat Elsavehneh (119)	Bayud (100)	Oqeirbat (320) Jeb Abyad - Byud (218)	↓	1,090
	Deir-ez-Zor	882	Kishkiyeh (185)	Gharanij (162)	Muhasan (143) Al Mayadin (138)	↑	559
	Homs	20	Wazeiyeh (20)	NA	Qneirat (20) NA	↑	7

Table 2: Recorded IDP departures from ISMI-covered communities, by governorate, 31 August - 15 September 2017

GOVERNORATE		IDP DEPARTURES				Change from last two weeks	16-30 August Reported departures (# IDPs)
		Reported departures (# IDPs)	Communities with largest IDP departures (# IDPs)		Most common destinations <sup>3</sup> of IDP departures (# IDPs)		
GOVERNORATE	Idleb	4,167	Dana (912)	Marata (624)	Aleppo (360) Madiq Castle (339)	↓	5,396
	Aleppo	4,090	Menbij (624)	Shamarin (360)	Maskana - Onaiza (396) Al-Thawrah (330)	↓	6,439
	Ar-Raqqa	3,572	Ein Issa (1,083)	Ar-Raqqa (600)	Ein Issa (514) Menbij (342)	↓	5,806
	Hama	1,371	Kafr Nabutha (186)	Dakileh (160)	Atma (201) Qah (199)	↑	269
	Deir-ez-Zor	702	Shmeitiyeh (156)	Sbeikhan and Dahleh (each 78)	Mabruka (120) Sarmada (90)	↑	257
	Homs	203	Ar-Rastan (35)	Tal Dahab and Taldou (each 30)	Hama (99) Tir Maallah (35)	↑	181

<sup>1</sup> Due to the Eid holiday, the data collection cycle for this factsheet includes the 31 August.

<sup>2</sup> Location of origin refers to the most recent location from which IDPs have departed.

<sup>3</sup> The ISMI bi-weekly displacement summary tracks only displacements which occur inside Syria.

## IDLEB GOVERNORATE

### Recorded IDP arrivals

- 10,023 IDPs
- % of arrivals from other governorates: 70%

### Most common shelter of newly arrived IDPs

- Rented/owned housing (2,595 IDPs)
- Collective centres (2,143 IDPs)

### Recorded IDP departures

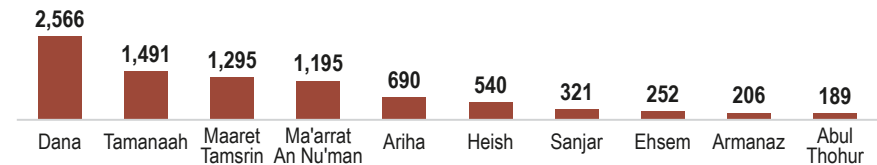
- 4,167 IDPs
- % of departures to other governorates: 63%

### Most common reasons for IDPs leaving Idleb communities

- Reduced conflict in area of origin
- Family reunification elsewhere

A total of **10,023 IDPs** were recorded arriving to ISMI-covered communities in **Idleb governorate** between 31 August and 15 September. Meanwhile, **4,167 IDPs** left communities in Idleb governorate, the majority of whom intended to travel to other governorates.

Figure 1: Idleb sub-districts receiving the largest IDP arrivals (# IDPs)



Map 2: Major displacement to and across Idleb governorate

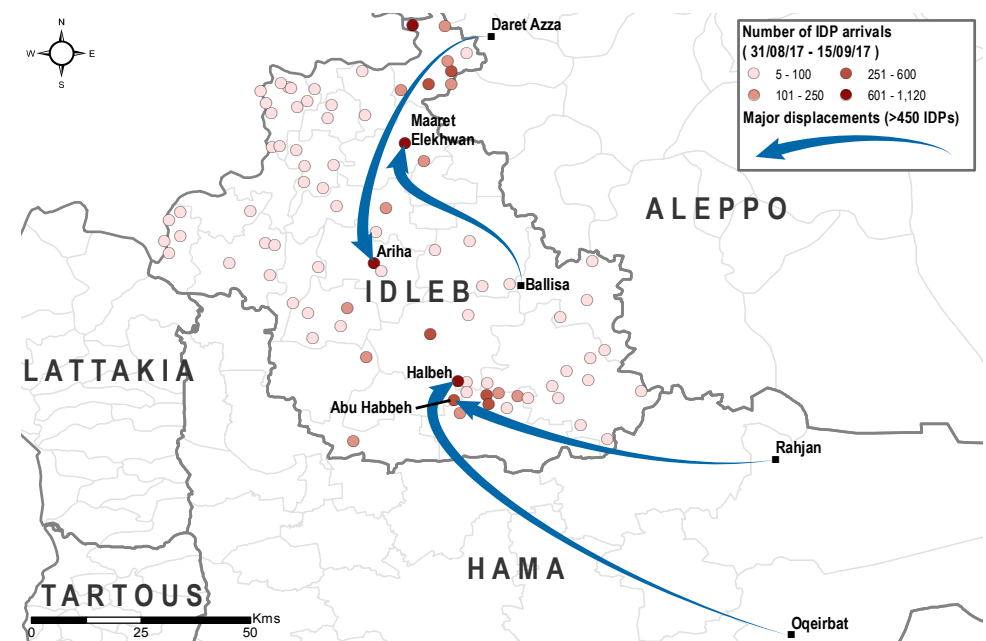


Figure 2: Five most common sub-districts of origin of arrivals (# IDPs)

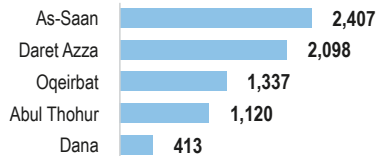
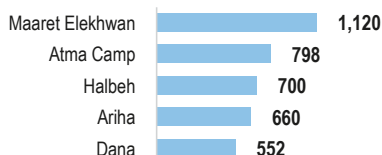


Figure 3: Five ISMI-covered communities receiving largest IDP arrivals (# IDPs)



## AR-RAQQA GOVERNORATE

Between 31 August and 15 September, **4,981 IDPs** arrived to ISMI-covered communities in **Ar-Raqqa governorate**, most commonly to **Ein Issa (2,291)** community (Figure 6). Meanwhile, **3,572 IDPs** were recorded departing ISMI-covered communities in Ar-Raqqa governorate.

Figure 4: Ar-Raqqa sub-districts receiving IDP arrivals (# IDPs)

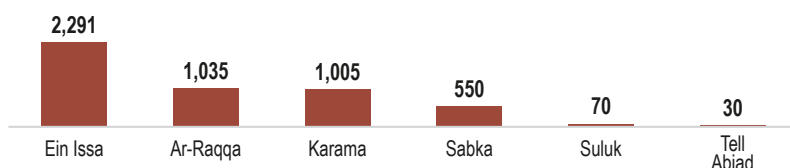


Figure 5: Five most common sub-districts of origin of arrivals (# IDPs)

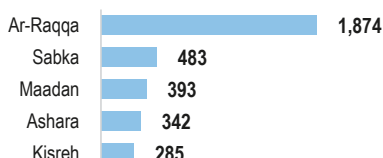
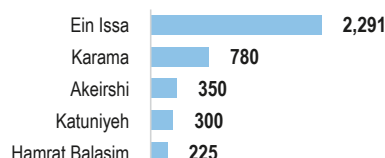


Figure 6: Five ISMI-covered communities receiving largest IDP arrivals (# IDPs)



### Recorded IDP arrivals

- 4,981 IDPs
- % of arrivals from other governorates: 18%

### Most common shelter of newly arrived IDPs

- Camps (2,891 IDPs)
- Hosted (1,330)

### Recorded IDP departures

- 3,572 IDPs
- % of departures to other governorates: 19%

### Most common reason for IDPs leaving Ar-Raqqa communities

- Improved safety and security in area of origin

### Recorded IDP arrivals

- 6,283 IDPs

### % of arrivals from other governorates

- 65%

### Most common shelter of newly arrived IDPs

- Rented/owned housing (2,310 IDPs)
- Individual tents (1,201 IDPs)

### Recorded IDP departures

- 4,090 IDPs

### % of departures to other governorates

- 10%

### Most common reasons for IDPs leaving Aleppo communities

- Reduced conflict in area of origin
- Improved safety and security in area of origin

Figure 8: Five most common sub-districts of origin of arrivals (# IDPs)

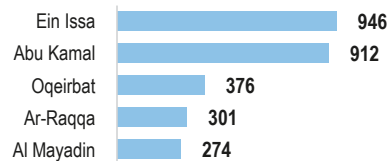
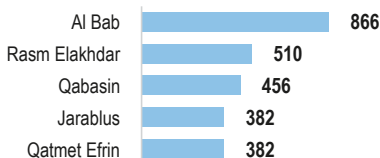


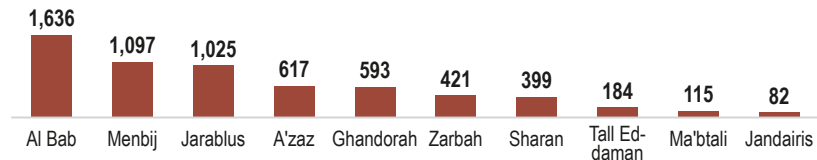
Figure 9: Five ISMI-covered communities receiving largest IDP arrivals (# IDPs)



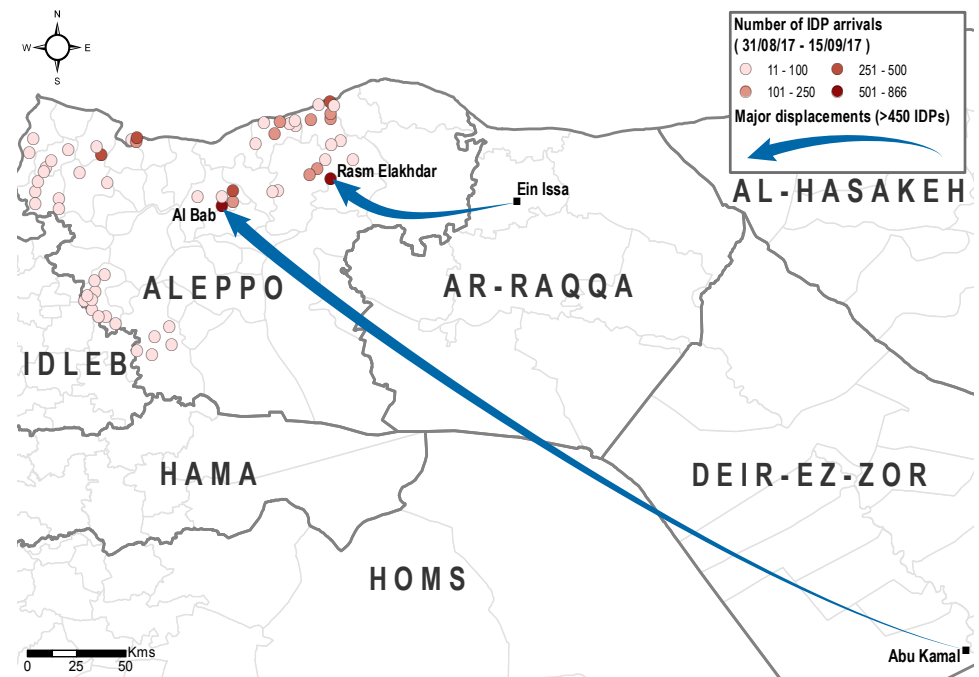
## ALEPPO GOVERNORATE

ISMI-covered communities in Aleppo governorate witnessed the arrival of 6,283 IDPs between 31 August and 15 September, with two thirds travelling from other governorates. Meanwhile, 4,090 IDPs left ISMI-covered communities in Aleppo.

Figure 7: Aleppo sub-districts receiving the largest IDP arrivals (# IDPs)



Map 3: Major displacement to Aleppo governorate



## DEIR-EZ-ZOR GOVERNORATE

A total of 882 IDPs were recorded arriving to ISMI-covered communities in Deir-ez-Zor governorate between 31 August and 15 September, all travelling from other areas within Deir-ez-Zor (Figure 11). During the same period, a total of 702 IDPs left communities in Deir-ez-Zor, predominantly to other governorates.

Figure 10: Deir-ez-Zor sub-districts receiving IDP arrivals (# IDPs)

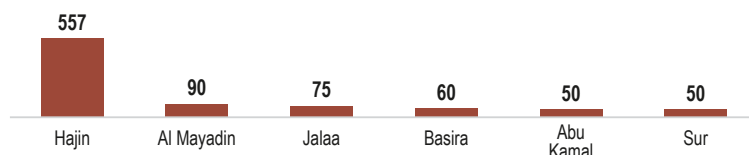


Figure 11: Five most common sub-districts of origin of arrivals (# IDPs)

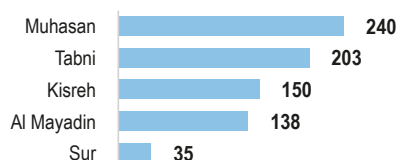
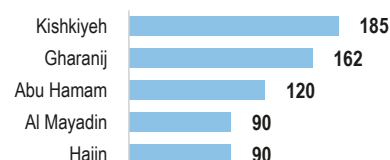


Figure 12: Five ISMI-covered communities receiving largest IDP arrivals (# IDPs)



### Recorded IDP arrivals

- 882 IDPs

### % of arrivals from other governorates

- 0%

### Most common shelter of newly arrived IDPs

- Hosted (692 IDPs)
- Rented/owned housing (140 IDPs)

### Recorded IDP departures

- 702 IDPs

### % of departures to other governorates

- 82%

### Most common reasons for IDPs leaving Deir-ez-Zor communities

- Safety and security situation in the community compared to elsewhere
- Escalation of conflict

## HAMA GOVERNORATE

**Recorded IDP arrivals**

- 1,003 IDPs

**% of arrivals from other governorates**

- 0%

**Most common shelter of newly arrived IDPs**

- Hosted (337 IDPs)
- Rented/owned housing (278 IDPs)

**Recorded IDP departures**

- 1,371 IDPs

**% of departures to other governorates**

- 69%

**Most common reasons for IDPs leaving Hama communities**

- Escalation of conflict
- Loss of income

A total of **1,003 IDPs arrived to ISMI-covered communities in Hama** between 31 August and 15 September. Meanwhile, a total of **1,371 IDP departures from ISMI-covered areas in Hama** were recorded, the majority of whom intended to travel outside the governorate.

Figure 13: Hama sub-districts receiving IDP arrivals (# IDPs)

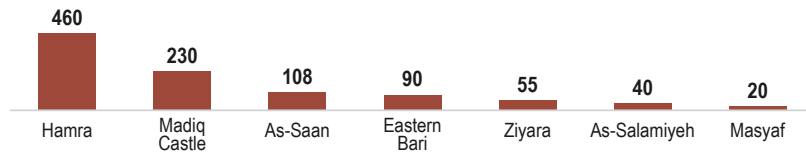


Figure 14: Five most common sub-districts of origin of arrivals (# IDPs)

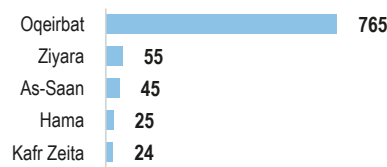
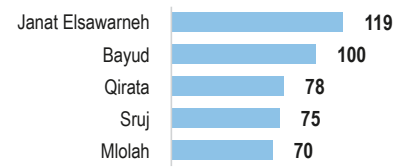


Figure 15: Five ISMI-covered communities receiving largest IDP arrivals (# IDPs)



## HOMS GOVERNORATE

Between 31 August and 15 September, **20 IDP arrivals were recorded in ISMI-covered Homs communities**. Simultaneously, a total of **203 IDPs were recorded leaving communities in Homs**, half of whom intended to travel elsewhere within the governorate.

Figure 16: Homs sub-districts receiving IDP arrivals (# IDPs)

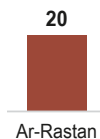


Figure 17: Sub-districts of origin of arrivals (# IDPs)



Figure 18: ISMI-covered communities receiving IDP arrivals (# IDPs)



**Recorded IDP arrivals**

- 20 IDPs

**% of arrivals from other governorates**

- 0%

**Most common shelter of newly arrived IDPs**

- Hosted (20 IDPs)

**Recorded IDP departures**

- 203 IDPs

**% of departures to other governorates**

- 49%

**Most common reasons for IDPs leaving Homs communities**

- Improved safety and security in area of origin
- Loss of income

## About ISMI & This Factsheet

The **IDP Situation Monitoring Initiative (ISMI)** is an initiative of the Camp Coordination and Camp Management (CCCM) Cluster, implemented by REACH and supported by Syria Relief Network (SRN) and other cluster members.

Following a baseline assessment conducted between 23 October and 21 November 2016, weekly/bi-weekly data collection cycles have been initiated to provide regular updates on IDP movements. Based on 1,183 communities in the governorates of Aleppo, Ar-Raqqa, Deir-ez-Zor, Hama, Homs and Idlib during the baseline, this factsheet presents a summary of reported inward and outward movements of IDPs in the month of September 2017. **From 31 August to 15 September 2017, such displacements were reported in 302 communities out of all ISMI-covered communities.**

Displacement was identified through an extensive key informant (KI) network, either through alerts initiated by KIs or follow-up by enumerators. A range of 2-3 KIs were interviewed in each community, while collected information was further triangulated through other sources, including CCCM member data and humanitarian updates. This approach allows for regular updates on IDP movements at a community level across ISMI coverage areas. However, movement updates are limited to areas covered by ISMI and there are, therefore, displacements that are not reported here.

**An initiative of**



**Feedback:** CCCM Cluster  
Northern Syria

**Email:** [syria.cross.border.info@cccmcluster.org](mailto:syria.cross.border.info@cccmcluster.org)

**Info:** <http://www.globalccmcluster.org>,  
<https://www.humanitarianresponse.info>

**Implemented by**

