



Nyal Port Monitoring

Panyijiar County, Unity State, South Sudan

South Sudan Displacement Crisis
June 2020

CONTEXT AND METHODOLOGY

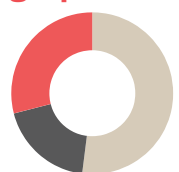
Nyal town is located in Northern Panyijiar County, Unity State, along the banks of the Sudd, one of the largest swamps in the world. Nyal is a key location for people travelling to and from Central and Southern Unity and nearby islands. Since the start of the crisis, Internally Displaced Persons (IDPs) from Unity and Jonglei States, perceiving Nyal as a safe location with ample resources, have been arriving in Nyal.

Since 01 November 2016, REACH has monitored the ports of Gap, Nyal and Katieth in Nyal town on a daily basis to determine the demographics, key push and pull factors, transportation routes and vulnerabilities of the newly arrived and departing population, and provide evidence for more effective humanitarian planning.

To ensure wide coverage of Nyal's three ports, the REACH team attempts to interview all arrivals and departures at the household level between 7:30 am and 6:30 pm (weekdays). This factsheet is based on data from 737 departures (153 HHs), 882 arrivals (238 HHs), and 20 transits (5 HHs), collected over 22 days from 2 - 30 June 2020. Data presented here is not representative, rather **indicative** of movement trends for the assessed population.¹

DEPARTURES FROM NYAL

Demographics



Children 52%
Women 19%
Men 29%

76% of departing households were partial households³

Vulnerabilities

48% of departing households reported that at least one member of the household was **breastfeeding**.

18% of departing households reported that at least one **elderly** member within the household.

8% of departing households reported that at least one member of the household was **pregnant**

Push factors[‡]

Reported reasons for leaving Nyal:

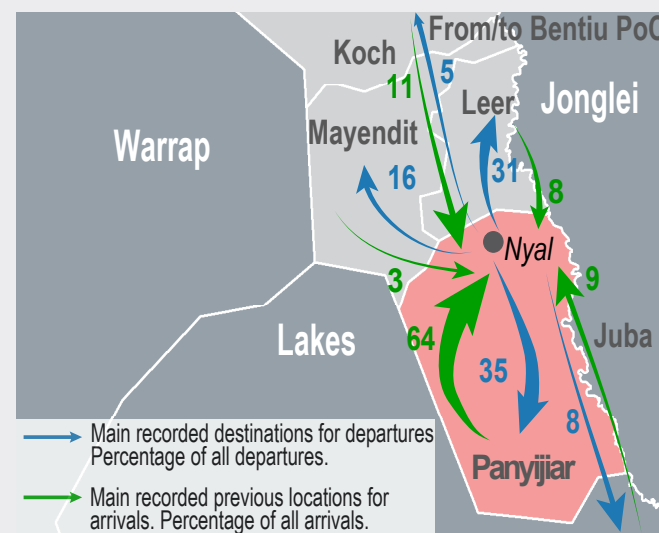
Distance from family/home	55%	
Lack of markets/goods	16%	
Lack of work opportunities	10%	
Lack of food	9%	
Other	9%	

Pull factors[‡]

Reported reasons for travelling to desired location from Nyal:

Proximity to family/home	54%	
Presence of markets/goods	16%	
Presence of work opportunities	9%	
Perceived availability of food ²	9%	
Business	7%	
Other	5%	

MAIN DESTINATIONS



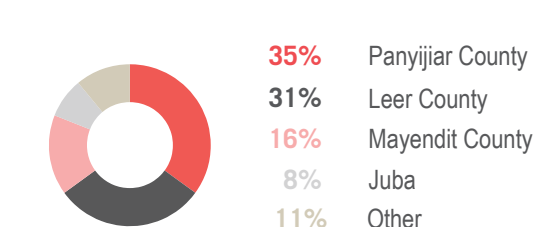
Reasons for leaving Nyal

Primary reported push factors for leaving Nyal, March to June 2020:

	Mar 20	Apr 20	May 20	Jun 20
Distance from family/home	69%	76%	64%	55%
Lack of markets/goods	5%	2%	7%	16%
Lack of work opportunities	11%	13%	13%	10%

Destination county location

Reported county to which departing households were going:



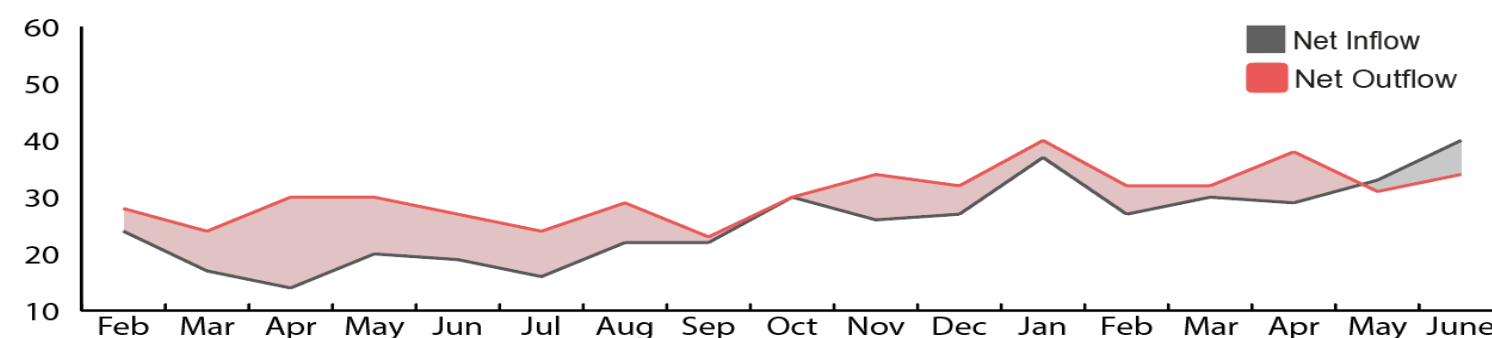
Intended duration of stay at destination

Reported length of time that respondents intended to stay at destination:

Less than 1 month	12%	
1 to 3 months	41%	
4 to 6 months	8%	
More than 6 months or permanently	37%	
Do not know or choose not to answer	2%	

GENERAL MOVEMENT TRENDS¹

Average daily number of individuals departing (red) and arriving (grey); February 2019 to June 2020.



ARRIVALS TO NYAL

Demographics



Children 40%
Women 26%
Men 34%

84% of arriving households were partial households³

Vulnerabilities

35% of arriving households reported that at least one member of the household was **breastfeeding**.

19% of departing households reported that at least one **elderly** member within the household.

18% of departing households reported that at least one member of the household was **pregnant**

Pull factors

Reported reasons for choosing to come to Nyal:

Presence of markets/goods	37%
Proximity to family/home	17%
Perceived availability of food ²	12%
Perceived availability of health services	12%
Business	8%
Lower perceived risk of COVID-19 ⁴	5%
Other	9%

Intended duration of stay in Nyal

Reported length of time that respondents intended to stay in Nyal:

Less than 1 month	40%	
1 to 3 months	14%	
4 to 6 months	11%	
More than 6 months or permanently	32%	
Do not know or choose not to answer	3%	

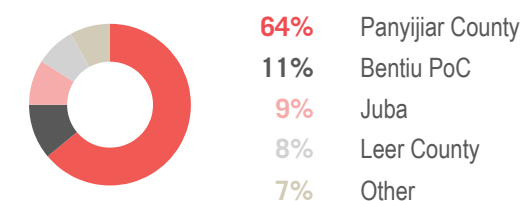
Reasons for coming to Nyal

Primary reported pull factors for coming to Nyal, March to June 2020:

	Mar 20	Apr 20	May 20	Jun 20
Presence of markets/goods	14%	16%	24%	37%
Proximity to family/home	31%	28%	20%	17%
Perceived availability of food ²	25%	16%	13%	12%

Previous county location[‡]

Reported county from which arriving households were coming:



Push factors

Reported reasons for leaving previous location:

Lack of markets/goods	27%	
Lack of food	20%	
Distance from family/home	18%	
Lack of health services	12%	
Lack of land for cultivation	8%	
Fleeing COVID-19 ⁴	6%	
Other	9%	

Notes:

‡. Percentages rounded to the nearest integer; responses may not add up to 100%.

1. Indicative trends; REACH does not record all arrivals and departures.

2. Composite indicator that combines: availability of local foods and planting crops.

3. Partial households are those where not all members of the self-identified family unit were reportedly travelling.

4. New COVID-19 indicators added in April 2020, following first cases in South Sudan.