



# IDP Camp Profile - Tazade

Sulaymaniyah, Iraq  
August 2016

Management agency: Government and YAO Organization  
Manager/Focal point: Afrasiao mahmoud Saleh  
Phone number: 7701390545  
Email: n/a  
Registration actor: Government and YAO Organization

## Summary

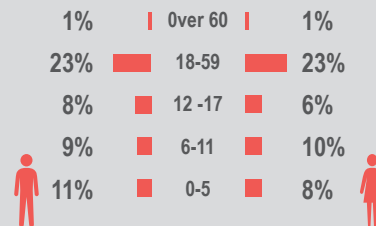
This profile provides an overview of conditions in Tazade camp. Primary data was collected through household surveys on 21-08-16. Households were randomly sampled to a 95% confidence and 10% margin of error, based on population figures provided by CCCM. In some cases, additional information from camp managers has been used to support findings. Round V of data collection was in April 2016.

## Camp Overview

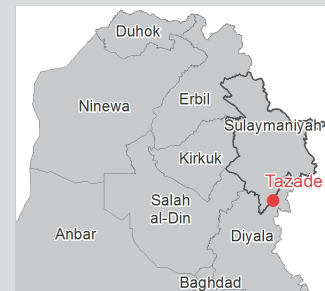
# of individuals: 2138  
# of households: 407  
Date opened: 01-08-15  
Occupied number: 500  
Ongoing extension: No  
Planned capacity: 1000  
Camp area: 140,896

## Demographics

52% male / 48% female

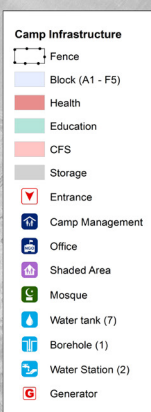


## Location Map



## IDP Camp Map - Tazade

Lat. 34° 42' 20.175" N Long. 45° 26' 55.56" E



## Sectoral Minimum Standards

		Target	Previous Round	Current Round	Achievement
Education	% of children aged 6-11 attending formal school	100%	80%	80%	●
	% of children aged 12-17 attending formal school	100%	65%	82%	●
Food	% of households accessed Family Food Parcel or equivalent in the past month	100%	98%	96%	●
Health	Health services are available on-site or within walking distance	Yes	Yes	Yes	●
CCCM	Average open area per household	min. 30m <sup>2</sup>	213m <sup>2</sup>	286m <sup>2</sup>	●
Protection	% of IDPs registered on an individual basis (MODM/DDM)	100%	99%	96%	●
	% of households accessed shelter assistance since arrival at the camp	100%	90%	82%	●
	Average covered area per person	min. 3.5m <sup>2</sup>	3.7m <sup>2</sup>	3.7m <sup>2</sup>	●
WASH	Average number of individuals per shelter	max.5	4	4	●
	# of persons per latrine	max. 20	4	3	●
	# of persons per shower	max. 20	4	3	●
	Frequency of solid waste disposal at least weekly	min. weekly	Yes	Yes	●

\*GPS tracking of camp infrastructure was not possible this round due to restrictions from authorities. Area calculations subsequently could not be determined.

Targets based on minimum standards agreed with the CCCM Cluster, Iraq. Findings based on household-level data, enumerator field observations, and camp management documentation

● Minimum standard reached, ● More than 50% minimum standard reached, ● Less than 50% of minimum standard reached or not at all





# IDP Camp Profile - Tazade

Sulaymaniyah, Iraq

August 2016

Management agency: Government and YAO Organization  
 Manager/Focal point: Afrasiao mahmoud Saleh  
 Phone number: 7701390545  
 Email: n/a  
 Registration actor: Government and YAO Organization

## Shelter

### Top three observed shelter types\*

Caravan	100%	
n/a	n/a	
n/a	n/a	

\*Households were asked to select all shelter typologies within household.

### Winterisation and NFI items

58%	reported a second fly sheet
81%	reported access to a heater
93%	reported at least one blanket per person
73%	reported at least one mattress per person
1.8	average number of carpets
65%	reported shelter provides warmth in winter

### Hazards

31%	reported exposed electrical cables at site
-----	--

### Shelter Improvement

13%	reported making own improvements to their shelter
-----	---

## Community Organisation

### IDP committees

93%	reported awareness of IDP committee(s)
-----	--

### Complaints mechanism

100%	reported awareness of complaints mechanism
------	--

## Protection

### Family Separation

0%	reported hosting unaccompanied or separated minors
1%	reported that other family members intended to join them

### Vulnerable groups

Pregnant / lactating women	12%	
Chronically ill individual(s)	5%	
Disabled individual(s)	1%	
Female headed households	6%	

### Intentions

0%	planned to move to a different location in next 3 months
----	--

### Restrictions

0%	reported entry or exit restrictions during daylight hours
----	---

## Food Security and Coping Strategies

### Reported access to food assistance

96%	accessed food assistance in past month
51%	received Public Distribution System (PDS) in past month

### Top three food consumption coping strategies

Cheaper	43%	
Less meals	17%	
Smaller meals	17%	

### Top three reported livelihood coping strategies

Spent savings	29%	
Charitable Donations	25%	
Sold Assistance	16%	

## WASH

### Latrines and showers

0%	reported public or communal latrines
n/a	public/communal latrines lockable from the inside
n/a	public/communal latrines with functioning lighting

### Top three reported methods of waste removal

Collected	100%	
n/a	n/a	
n/a	n/a	

### Reported drinking water sources

0%	connection inside the home to collective water storage
93%	connection inside the home to private water storage
0%	communal water tap outside the shelter

### Access to water

2%	reported 24 consecutive hours without access to water in the past month
----	---

## Household Income

10%	reported as being economically inactive
-----	---

### Top three income sources\*:

Government Pension	18%	
Agricultural labour	12%	
Public sector	12%	

\*Households were asked to select all income sources within household.

