

## General Overview

**Communities assessed:** 210  
**Total IDP arrivals:<sup>1</sup>** 10,202  
**Total IDP departures:<sup>2</sup>** 27,691  
**Total SR\* arrivals:** 5,471

### Top 5 shelter types of new IDP arrivals:

(1) Managed camp 2,467 IDPs  
 (2) Solid/finished house 2,449 IDPs  
 (3) Unfinished/damaged building 1,438 IDPs  
 (4) Individual tent 1,294 IDPs  
 (5) Informal settlement 969 IDPs

\*SR: Spontaneous Returns (to Community of Origin) refers to IDPs or refugees who return to the community that they originated from, but not necessarily to their place of habitual residence and do not enjoy the complete rights they had prior to displacement. SRs intend to remain in the community for an undetermined period.

<sup>1</sup> Because ISMI assesses total arrivals to and departures from communities across a bi-weekly period, some figures may be repeated displacements

### Top 5 ISMI-Covered Arrivals:

Departure community (governorate):	Total IDPs:	Destination community (governorate):
(1) Ayn Al Bayda (Aleppo)	616 IDPs	Zoghra Camp (Aleppo)
(2) Atma (Idleb)	342 IDPs	Murak (Hama)
(3) Khan Shaykun (Idleb)	285 IDPs	AtmeH (Idleb)
(4) Khan Shaykun (Idleb)	257 IDPs	Deir Hassan - Darhashan (Idleb)
(5) Abu Habbeh (Idleb)	222 IDPs	Big Khwein (Idleb)

### Latest Developments:

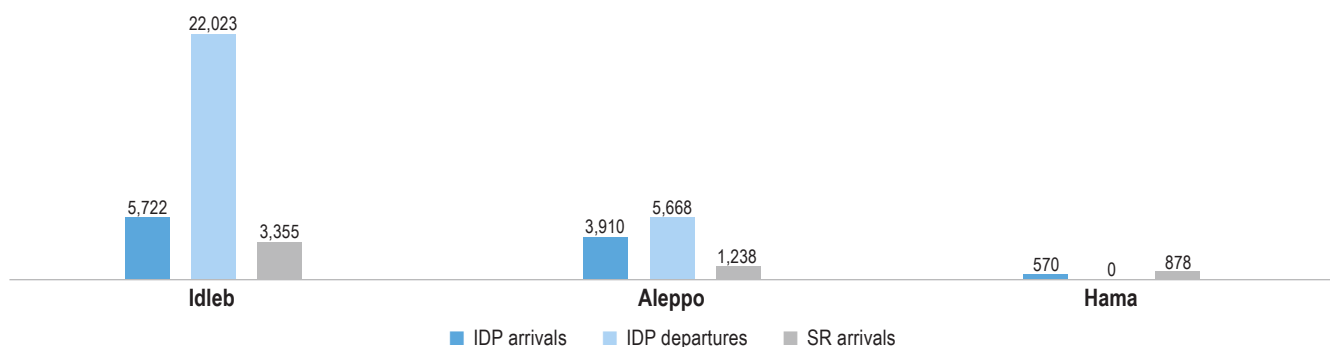
- Continued inter-Armed Opposition Group (AOG) violence and instability in Idleb governorate and surrounding areas - especially in southern Idleb and parts of northern Hama - led to continued displacement within north-west Syria in the first half of July. In total, 5,772 IDP arrivals were reported to assessed communities in Idleb governorate, most commonly to Dana (1,859) and Ma'arrat An Nu'man (605) sub-districts.
- The number of IDP departures from assessed communities in Idleb governorate increased from 7,538 to 22,023 compared to the previous coverage period.<sup>4</sup> The majority of IDP departures (51%) were reported from Tefnaz sub-district.
- Meanwhile, the total number of SRs to assessed communities in Idleb governorate increased by 40% to 3,355. More than three quarters of these returned to Heish (2,732) sub-district, all of whom reportedly returned to former homes.
- In parallel, Aleppo governorate witnessed an increase in the number of IDP departures (5,668) since the second half of June,<sup>4</sup> most commonly from A'zaz (1,459) and Jarablus (1,089) sub-districts. KIs reported that IDPs intended to go to Jarablus (953) and Ar-Raqqa (343) sub-districts.

<sup>2</sup> IDP departure figures reflect aggregated departures of both IDP and resident (pre-conflict) populations.

<sup>3</sup> CCCM, ISMI Bi-weekly Displacement Summary, 16-30 June 2018.

## Overall Movements

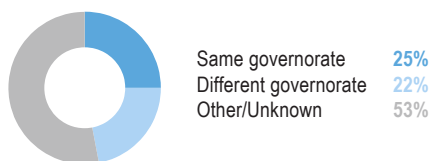
### Total IDP arrivals, IDP departures and SR arrivals by governorate:



### Last place of departure of IDP arrivals:



### Intended destinations of IDP departures:



### Last place of departure of SR arrivals:



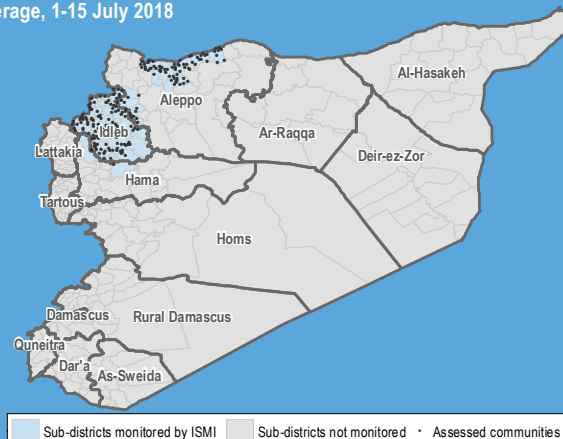
## About ISMI & This Factsheet

The IDP Situation Monitoring Initiative (ISMI) is an initiative of the Camp Coordination and Camp Management (CCCM) Cluster, implemented by REACH and supported by cluster members.

Following a baseline assessment conducted at the end of 2016, weekly/bi-weekly data collection cycles were initiated. This factsheet presents an overview of reported inward and outward movements of IDPs from 1 to 15 July 2018. Such displacements were reported in 210 communities in sub-districts monitored by ISMI. The coverage map in this section shows the sub-districts that were monitored for the most recent round of data collection, as well as the communities reporting movements. ISMI monitoring coverage varies over time depending on access. Displacements are identified through an extensive key informant (KI) network, either from alerts initiated by KIs or from follow-up by enumerators. At least two KIs are interviewed in each assessed community, and collected information is further triangulated through other sources, including CCCM member data and humanitarian updates. This approach allows for regular updates on IDP movements at the community level across sub-districts monitored by ISMI in northwest Syria.

The data used for this product was collected, triangulated and verified based on submissions from ISMI's network and select CCCM cluster members following the ISMI methodology. Due to differences in methodology and coverage, figures presented in this output may differ from official CCCM Cluster or UNHCR data. All data is for humanitarian use only.


### Coverage, 1-15 July 2018



### Idleb

Communities assessed: 120  
Total IDP arrivals: 5,722  
Total IDP departures: 22,023  
Total SR arrivals: 3,355

Vulnerable groups among IDP arrivals:<sup>4</sup>



Top 3 shelter types of IDP arrivals:

- (1) Solid/finished house 1,746 IDPs
- (2) Managed camp 1,578 IDPs
- (3) Unfinished/damaged building 805 IDPs

### IDP Arrivals

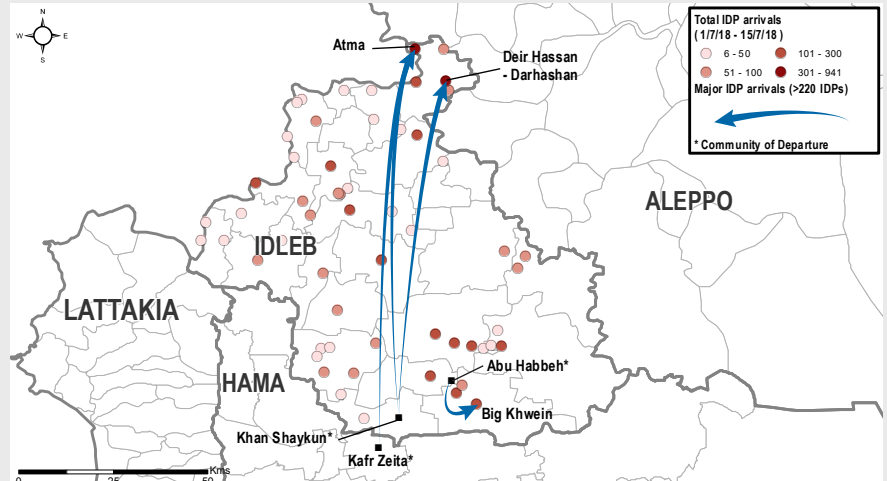
Sub-districts with most arrivals (# IDPs):

Dana	1,859
Ma'arrat An Nu'man	605
Tamanaah	462
Armanaz	445
Maaret Tamsrin	302

Last sub-district of departure of arrivals (# IDPs):

Khan Shaykun	771
Kafr Zeita	617
Madiq Castle	605
Idleb	474
Ma'arrat An Nu'man	464

Major IDP arrivals to communities in Idleb governorate

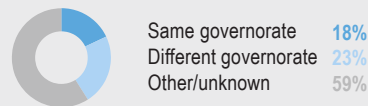


### IDP Departures

Sub-districts with most departures (# IDPs):

Teftnaz	11,379
Heish	2,053
Maaret Tamsrin	1,762
Saraqab	1,180
Ehsem	719

Intended destinations of departures:



### SR Arrivals

Sub-districts with most SR arrivals:

Heish	2,732
Tamanaah	600
Abul Thohur	23

SRs returning to former homes:<sup>5</sup>

Heish	2,732
Tamanaah	600
Abul Thohur	23

### Aleppo<sup>6</sup>

Communities assessed: 89  
Total IDP arrivals: 3,910  
Total IDP departures: 5,668  
Total SR arrivals: 1,238

Top 3 shelter types of IDP arrivals:

- (1) Individual tent 1,084 IDPs
- (2) Managed camp 889 IDPs
- (3) Solid/finished house 702 IDPs

Vulnerable groups among IDP arrivals:<sup>4</sup>



### IDP Arrivals

Sub-districts with most arrivals (# IDPs):

Jarablus	1,131
Ghandorah	828
Al Bab	507
Atareb	485
A'zaz	326

Last sub-district of departure of arrivals (# IDPs):

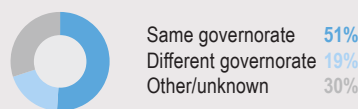
Jarablus	885
Al Bab	713
Ghandorah	193
Ar-Ra'ee	137
Damascus	86

### IDP Departures

Sub-districts with most departures (# IDPs):

A'zaz	1,459
Jarablus	1,089
Al Bab	901
Ghandorah	718
Atareb	576

Intended destinations of departures:



### SR Arrivals

Sub-districts with most SR arrivals:

A'zaz	513
Zarbah	285
Ghandorah	252
Jarablus	171
Ar-Ra'ee	17

SRs returning to former homes:<sup>5</sup>

A'zaz	507
Zarbah	256
Ghandorah	239
Jarablus	108
Ar-Ra'ee	17

### Hama<sup>7</sup>

Communities assessed: 1  
Total IDP arrivals: 570  
Total IDP departures: None reported  
Total SR arrivals: 878

### IDP Arrivals

Sub-districts with most arrivals (# IDPs):

Suran	570
-------	-----

Last sub-district of departure of arrivals (# IDPs):

Dana	513
------	-----

### SR Arrivals

Sub-districts with most SR arrivals:

Suran	878
-------	-----

SRs returning to former homes:<sup>5</sup>

Suran	342
-------	-----

<sup>4</sup>Vulnerable groups: † Female-headed households/Women travelling alone ‡ Child-headed households/children travelling alone \*X Orphans † Elderly-headed households/Elderly travelling alone ‡ Disabled-headed households/Individuals with disabilities travelling alone.

<sup>5</sup>Returns to former homes does not imply a planned, voluntary, safe, and sustainable way, such that the person returning can enjoy the full spectrum of rights and privileges afforded to them prior to their displacement.

<sup>6</sup>Figures for Aleppo governorate reflect assessed communities in Aghtrin, Al Bab, Ar-Ra'ee, Atareb, A'zaz, Daret Azza, Ghandorah, Jarablus, Mare', Suran and Zarbah and are, thus, not indicative of the whole governorate.

<sup>7</sup>Figures for Hama governorate reflect assessed communities in Madiq Castle, Suran and Ziyara sub-districts and are thus, not indicative of the whole governorate.