

General Overview

Communities assessed: 287
Total IDP arrivals:¹ 21,434
Total IDP departures: 17,216
Total SR* arrivals: 3,922

Top 5 shelter types of new IDP arrivals:

(1) Solid/finished house	6,972 IDPs
(2) Managed camp	3,863 IDPs
(3) Individual tent	2,878 IDPs
(4) Collective centre	2,083 IDPs
(5) Solid/finished apartment	2,036 IDPs

*SR: Spontaneous Returns (to Community of Origin) refers to IDPs or refugees who return to the community that they originated from, but not necessarily to their place of habitual residence and do not enjoy the complete rights they had prior to displacement. SRs intend to remain in the community for an undetermined period.

¹ Because ISMI assesses total arrivals to and departures from communities across a bi-weekly period, some figures may be repeated displacements

Top 5 ISMI-Covered Arrivals:

Departure community (governorate):	Total IDPs:	Destination community (governorate):
(1) Murak (Hama)	1,864 IDPs	Atmech (Idleb)
(2) Murak (Hama)	1,129 IDPs	Ariha (Idleb)
(3) Murak (Hama)	821 IDPs	Bab El Hawa (Idleb)
(4) Dar'a (Dar'a)	701 IDPs	Idleb (Idleb)
(5) Quneitra sub-district (Quneitra) ²	684 IDPs	Maaret Elekhwān Reception Centre (Idleb)

Latest Developments:

- Cross-line displacements continued in north-west Syria, most commonly to Idleb governorate.³ **Assessed communities in Idleb governorate witnessed 13,766 IDP arrivals**, more than twice that of the previous reporting period.⁴ **Dana (3,688) and Maaret Tamsrin (2,513)** sub-districts reported the highest number of arrivals, with Dana sub-district also having the highest number of IDP departures (2,115), many likely being onward movements of IDPs following reconciliation agreements reached in July between Government of Syria and armed opposition groups in Dar'a and Quneitra governorates.⁵ Notably, **5,243 IDPs arrived from Suran sub-district** in Hama governorate, which was a transit point for IDPs coming from southern Syria.
- In parallel, IDP arrivals to Aleppo governorate increased by 41% compared to the first half of July, more than half to **Ghandorah (2,006) and Jarablus (1,471) sub-districts**, many of which were internal sub-district movements or IDP arrivals from Idleb governorate, possibly indicating relative stability in the area. The highest number of arrivals to Ghandorah sub-district came from **Idleb (656) and Ghandorah (513) sub-districts**.

² Community-level last place of departure information was not reported for these movements.

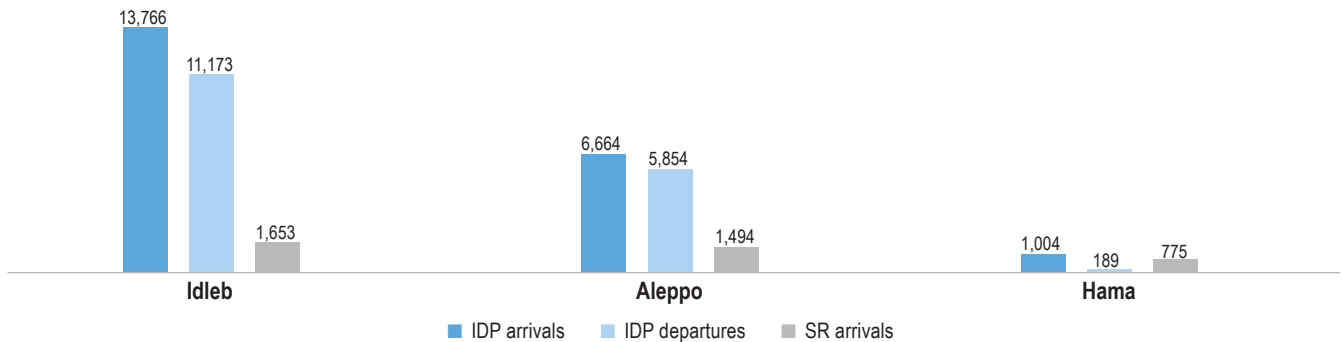
³ UNHCR, [Syria: Flash Update on Recent Events](#), 26 July.

⁴ CCCM, ISMI Bi-weekly Displacement Summary, [1-15 July](#).

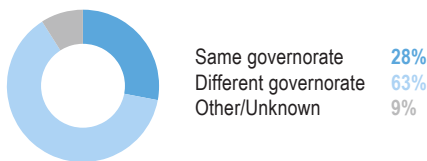
⁵ OCHA, [Southern Syria Operational Response Plan](#), 29 July; CNN, [Syrian government reaches reconciliation deal with rebels in Nawa](#), 19 July; Al Jazeera, [Syrian](#).

Overall Movements

Total IDP arrivals, IDP departures and SR arrivals by governorate:



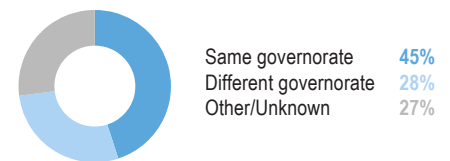
Last place of departure of IDP arrivals:



Intended destinations of IDP departures:



Last place of departure of SR arrivals:



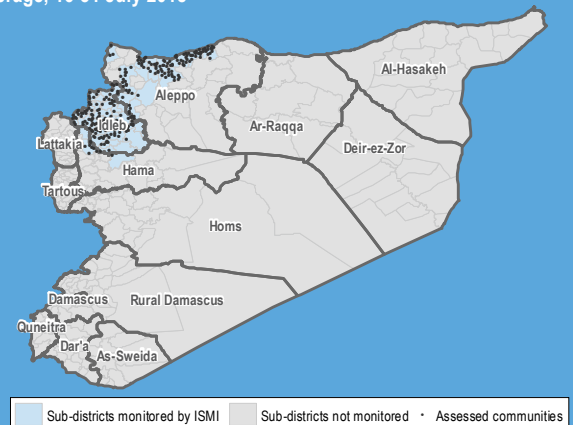
About ISMI & This Factsheet

The IDP Situation Monitoring Initiative (ISMI) is an initiative of the Camp Coordination and Camp Management (CCCM) Cluster, implemented by REACH and supported by cluster members.

Following a baseline assessment conducted at the end of 2016, weekly/bi-weekly data collection cycles were initiated. This factsheet presents an overview of reported inward and outward movements of IDPs from 16 to 31 July 2018. Such displacements were reported in 287 communities in sub-districts monitored by ISMI. The coverage map in this section shows the sub-districts that were monitored for the most recent round of data collection, as well as the communities reporting movements. ISMI monitoring coverage varies over time depending on access. Displacements are identified through an extensive key informant (KI) network, either from alerts initiated by KIs or from follow-up by enumerators. At least two KIs are interviewed in each assessed community, and collected information is further triangulated through other sources, including CCCM member data and humanitarian updates. This approach allows for regular updates on IDP movements at the community level across sub-districts monitored by ISMI in northwest Syria.

The data used for this product was collected, triangulated and verified based on submissions from ISMI's network and select CCCM cluster members following the ISMI methodology. Due to differences in methodology and coverage, figures presented in this output may differ from official CCCM Cluster or UNHCR data. All data is for humanitarian use only.

Coverage, 16-31 July 2018



Idleb

Communities assessed:	143
Total IDP arrivals:	13,766
Total IDP departures:	11,173
Total SR arrivals:	1,653

Top 3 shelter types of IDP arrivals:

(1) Solid/finished house	4,760 IDPs
(2) Managed camp	3,194 IDPs
(3) Collective centre	2,057 IDPs

Vulnerable groups among IDP arrivals:⁶

Female-headed households/Women travelling alone	✖
Child-headed households/children travelling alone	✖
Orphans	✖
Elderly-headed households/Elderly travelling alone	✖
Disabled-headed households/Individuals with disabilities travelling alone	♿

IDP Arrivals

Sub-districts with most arrivals (# IDPs):

Dana	3,688
Maaret Tamsrin	2,513
Ariha	1,785
Idleb	1,465
Ehsem	789

IDP Departures⁷

Sub-districts with most departures (# IDPs):

Dana	2,115
Maaret Tamsrin	1,584
Ma'arrat An Nu'man	1,295
Mhambal	1,233
Kafr Nobol	1,095

SR Arrivals

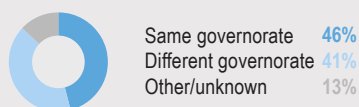
Sub-districts with most SR arrivals:

Ma'arrat An Nu'man	1,198
Jisr-Ash-Shugur	228
Badama	182
Abul Thohur	28
Sanjar	17

Last sub-district of departure of arrivals (# IDPs):

Suran	5,128
Quneitra	1,253
Dar'a	974
Madiq Castle	903
Idleb	468

Intended destinations of departures:



SRs returning to former homes:⁸

Ma'arrat An Nu'man	1,054
Jisr-Ash-Shugur	228
Badama	182
Abul Thohur	28
Sanjar	17

Aleppo⁹

Communities assessed:	137
Total IDP arrivals:	6,664
Total IDP departures:	5,854
Total SR arrivals:	1,494

Top 3 shelter types of IDP arrivals:

(1) Individual tent	2,444 IDPs
(2) Solid/finished house	1,992 IDPs
(3) Managed camp	668 IDPs

Vulnerable groups among IDP arrivals:⁶

Female-headed households/Women travelling alone	✖
Child-headed households/children travelling alone	✖
Orphans	✖
Elderly-headed households/Elderly travelling alone	✖
Disabled-headed households/Individuals with disabilities travelling alone	♿

IDP Arrivals

Sub-districts with most arrivals (# IDPs):

Ghandorah	2,006
Jarablus	1,471
Al Bab	765
Afrin	592
A'zaz	405

IDP Departures⁷

Sub-districts with most departures (# IDPs):

Al Bab	1,716
Ghandorah	1,053
A'zaz	952
Jarablus	786
Atareb	439

SR Arrivals

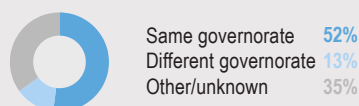
Sub-districts with most SR arrivals:

Zarbah	655
Jarablus	280
A'zaz	177
Al Bab	148
Ghandorah	119

Last sub-district of departure of arrivals (# IDPs):

Al Bab	1,235
Idleb	1,068
Ghandorah	615
Jarablus	398
A'zaz	275

Intended destinations of departures:



SRs returning to former homes:⁸

Zarbah	627
Jarablus	250
Al Bab	131
A'zaz	114
Ghandorah	102

Hama¹⁰

Communities assessed:	7
Total IDP arrivals:	1,004
Total IDP departures:	189
Total SR arrivals:	775

Top 3 shelter types of IDP arrivals:

(1) Unfinished/damaged building	686 IDPs
(2) Solid/finished house	219 IDPs
(3) Non-residential/public building	60 IDPs

Vulnerable groups among IDP arrivals:⁶

Female-headed households/Women travelling alone	✖
Child-headed households/children travelling alone	✖
Orphans	✖
Elderly-headed households/Elderly travelling alone	✖
Disabled-headed households/Individuals with disabilities travelling alone	♿

IDP Arrivals

Sub-districts with most arrivals (# IDPs):

Suran	570
Madiq Castle	434

IDP Departures⁷

Sub-districts with most departures (# IDPs):

Suran	103
Madiq Castle	86

SR Arrivals

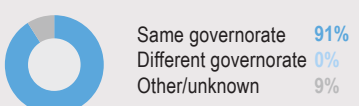
Sub-districts with most SR arrivals:

Suran	570
Madiq Castle	205

Last sub-district of departure of arrivals (# IDPs):

Dana	570
Suran	86
Idleb	23

Intended destinations of departures:



SRs returning to former homes:⁸

Suran	342
Madiq Castle	193

⁶ Vulnerable groups: ♀ Female-headed households/Women travelling alone ♂ Child-headed households/children travelling alone ✖ Orphans ♂ Elderly-headed households/Elderly travelling alone ♿ Disabled-headed households/Individuals with disabilities travelling alone.

⁷ IDP departure figures reflect aggregated departures of both IDP and resident (pre-conflict) populations.

⁸ Returns to former homes does not imply a planned, voluntary, safe, and sustainable way, such that the person returning can enjoy the full spectrum of rights and privileges afforded to them prior to their displacement.

⁹ Figures for Aleppo governorate reflect assessed communities in Afrin, Aghtrin, Al Bab, Ar-Ra'ee, Atareb, A'zaz, Daret Azza, Ghandorah, Jarablus, Jebel Saman, Mare', Raju, Suran and Zarbah sub-districts and are, thus, not indicative of the whole governorate.

¹⁰ Figures for Hama governorate reflect assessed communities in Kafr Zeita, Madiq Castle, Suran and Ziyara sub-districts and are, thus, not indicative of the whole governorate.