

OVERALL FINDINGS: 1-15 October

- 506 out of 1,428 ISMI-covered communities in Aleppo, Al-Hasakeh, Ar-Raqqa, Deir-ez-Zor, Hama, Homs and Idleb governorates experienced inward or outward movement of IDPs:
 - 151,158 IDP arrivals
 - 212,401 IDP departures¹
- The escalation of conflict against the so-called Islamic State of Iraq and the Levant (ISIL) led to the departure of 148,402 IDPs from ISMI-covered communities in Deir-ez-Zor governorate, most commonly Al Mayadin (98,610)².
- In parallel, Al-Hasakeh governorate witnessed the arrival of 68,042 IDPs, over half of whom to Alsad Camp (36,503) in Areesheh sub-district.

Coverage map

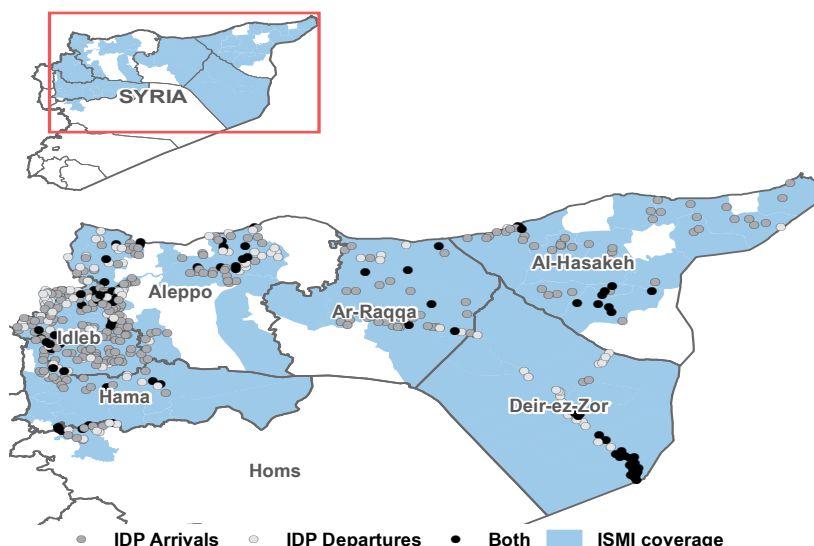


Table 1: Recorded IDP arrivals to ISMI-covered communities, by governorate, 1 - 15 October 2017

| GOVERNORATE | IDP ARRIVALS | | | | | Change from last two weeks | 16-30 September Reported arrivals (# IDPs) |
|-------------|----------------------------|--|-------------------------------|--|------------------------------|----------------------------|---|
| | Reported arrivals (# IDPs) | Communities with largest IDP arrivals (# IDPs) | | Most common last place of departure of IDP arrivals (# IDPs) | | | |
| Al-Hasakeh | 68,042 | Alsad Camp (36,503) | Tamabet Elrafee (3,990) | Al Mayadin (4,744) | Hawayej Thyab Jazira (2,053) | NA ³ | NA |
| Deir-ez-Zor | 33,602 | Abu Kamal (6,270) | Thiban (5,700) | Al Mayadin (25,927) | Lower Baqras (5,816) | ↑ | 2,692 |
| Ar-Raqqa | 28,719 | Ein Issa (18,867) | Kisret Elsheikh Jomaa (1,140) | Ar-Raqqa (14,287) | Al Mayadin (3,820) | ↑ | 4,066 |
| Idleb | 15,297 | Heish (735) | Northern Msheirfeh (701) | Um Elkhalayel (1,791) | Jisr-Ash-Shugur (1,403) | ↓ | 16,725 |
| Aleppo | 4,332 | Menbij (485) | Al Bab (450) | Ein Issa (907) | Qetet Elbuleil (261) | ↓ | 7,229 |
| Hama | 988 | Tiba Elemam (154) | Murak and Suran (each 80) | Hama (280) | Atma (92) | ↓ | 1,651 |
| Homs | 178 | Deir Fool (86) | Ez Eldin (46) | Zafaraniya (68) | Qneirat (46) | ↑ | 150 |

Table 2: Recorded IDP departures from ISMI-covered communities, by governorate, 1 - 15 October 2017

| GOVERNORATE | IDP DEPARTURES | | | | | Change from last two weeks | 16-30 September Reported departures (# IDPs) |
|-------------|------------------------------|--|-----------------------|--|------------------------------------|----------------------------|---|
| | Reported departures (# IDPs) | Communities with largest IDP departures (# IDPs) | | Most common destinations ⁴ of IDP departures (# IDPs) | | | |
| Deir-ez-Zor | 148,402 | Al Mayadin (98,610) | Lower Baqras (16,245) | Karama (17,100) | Thiban and Abu Kamal (each 11,400) | ↑ | 816 |
| Ar-Raqqa | 38,253 | Ar-Raqqa (30,210) | Ein Issa (6,464) | Idleb (2,280) | Azaz (1,710) | ↑ | 1,715 |
| Idleb | 12,980 | Big Khwein (5,119) | Um Elkhalayel (3,164) | Atma (2,337) | Qah (718) | ↑ | 4,314 |
| Al-Hasakeh | 6,467 | Alsad Camp (2,953) | Abu Fas (1,357) | Damascus (74) | Menbij (68) | NA ³ | NA |
| Aleppo | 3,640 | Menbij (1,152) | Tal Bajer (239) | Aleppo (302) | Dayr Hafir (290) | ↓ | 3,887 |
| Hama | 2,151 | Madiq Castle (1,443) | Samra (194) | Ma'arrat An Nu'man (200) | Hama (177) | ↑ | 1,613 |
| Homs | 508 | Burj Qaei (143) | Zafaraniya (68) | Homs (91) | Deir Fool (68) | ↑ | 169 |

¹As of this ISMI bi-weekly summary, IDP departure figures reflect aggregated departures of both IDP and host community populations.

²UNOCHA, *Syria Crisis: Northeast Syria, Situation Report No. 17 (1-20 October 2017)*.


³This ISMI bi-weekly displacement summary covers the governorate of Al-Hasakeh for the first time.

⁴The ISMI bi-weekly displacement summary tracks only displacements which occur inside Syria.

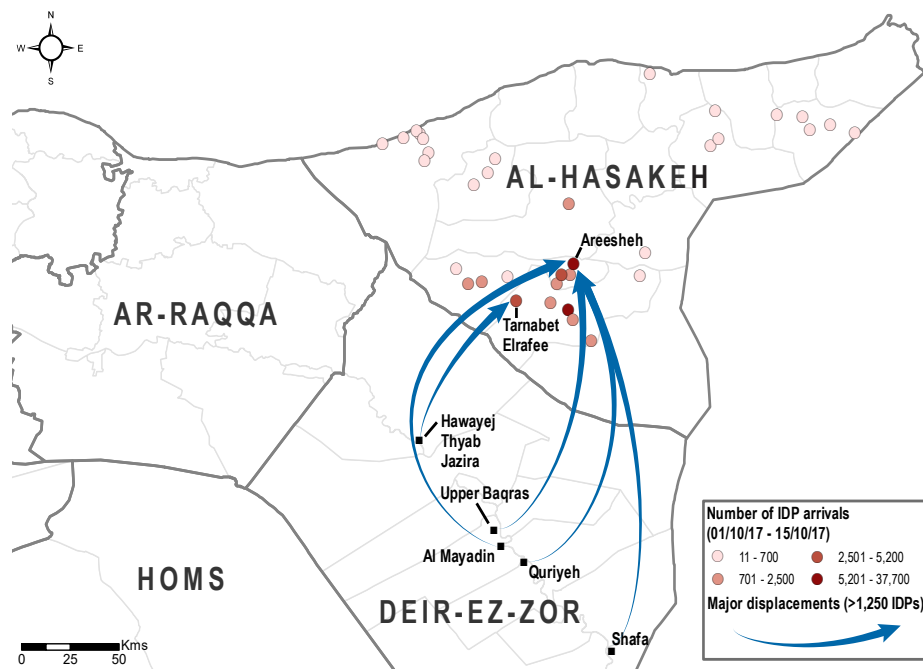
AL-HASAKEH GOVERNORATE

A total of **68,042** IDP arrivals were recorded to ISMI-covered communities in Al-Hasakeh governorate between 1 and 15 October, with over half arriving in **Alsad Camp (36,503)** in Areesheh sub-district (Figure 3). Meanwhile, **6,467** IDPs left ISMI-covered Al-Hasakeh communities, two thirds of whom **departing from Alsad Camp (2,953)** and **Abu Fas (1,357)** community.

Figure 1: Al-Hasakeh sub-districts receiving IDP arrivals (# IDPs)



Map 2: Major displacement to and across Al-Hasakeh governorate



Recorded IDP arrivals

- 68,042 IDPs

% of arrivals from other governorates

- 43%

Most common shelter of new IDP arrivals

- Informal settlement (34,860 IDPs)
- Solid/finished house (27,889 IDPs)

Most common tenancy of new IDP arrivals

- Hosted without rent (17,103 IDPs)
- Renting (3,617 IDPs)

Recorded IDP departures

- 6,467 IDPs

% of departures to other governorates

- 2%

Figure 2: Five most common last sub-districts of departure of IDP arrivals (# IDPs)

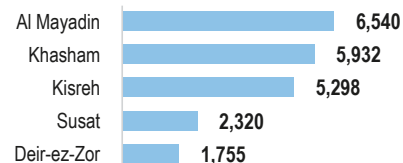
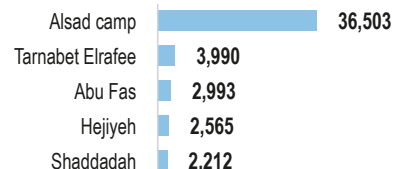


Figure 3: Five ISMI-covered communities receiving largest IDP arrivals (# IDPs)



DEIR-EZ-ZOR GOVERNORATE

Between 1 and 15 October, **33,602** IDPs arrived to ISMI-covered communities in Deir-ez-Zor governorate, all of whom arrived from elsewhere within the governorate (Figure 5). Meanwhile, **148,402** IDPs were recorded departing ISMI-covered communities in Deir-ez-Zor governorate, most commonly from **Al Mayadin (123,206)** sub-district, of whom 92,910 were newly-displaced host community populations.

Figure 4: Deir-ez-Zor sub-districts receiving IDP arrivals (# IDPs)

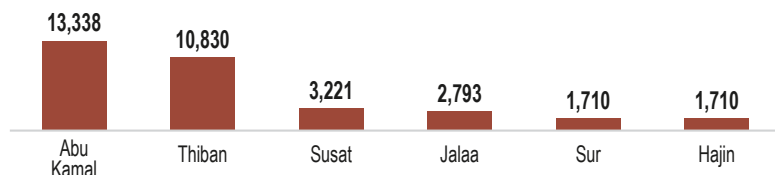


Figure 5: Most common last sub-districts of departure of IDP arrivals (# IDPs)

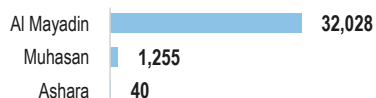
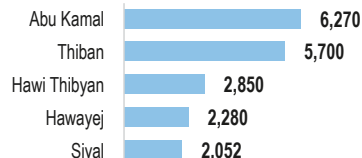


Figure 6: Five ISMI-covered communities receiving largest IDP arrivals (# IDPs)



Recorded IDP arrivals

- 33,602 IDPs

% of arrivals from other governorates

- 0%

Most common shelter of new IDP arrivals

- Solid/finished house (29,810 IDPs)
- Unfinished/damaged buildings (998 IDPs)

Most common tenancy of new IDP arrivals

- Hosted without rent (28,451 IDPs)
- Renting (4,484 IDPs)

Recorded IDP departures

- 148,402 IDPs

% of departures to other governorates

- 18%

AR-RAQQA GOVERNORATE

In the first half of October, **28,719 IDPs arrived to ISMI-covered communities in Ar-Raqqa governorate**, with almost two thirds arriving to **Ein Issa (18,867)** (Figure 9). During the same period, **38,253 IDPs were recorded departing** ISMI-covered communities in Ar-Raqqa governorate, predominantly from **Ar-Raqqa (30,210)** and **Ein Issa (6,464)**.

Recorded IDP arrivals

- 28,719 IDPs
- % of arrivals from other governorates: 35%

Most common shelter of new IDP arrivals

- Solid/finished house (3,944 IDPs)
- Individual Tents (3,685 IDPs)

Most common tenancy of new IDP arrivals

- Hosted without rent (21,360 IDPs)
- Renting (2,160 IDPs)

Recorded IDP departures

- 38,253 IDPs
- % of departures to other governorates: 13%

Figure 7: Ar-Raqqa sub-districts receiving IDP arrivals (# IDPs)

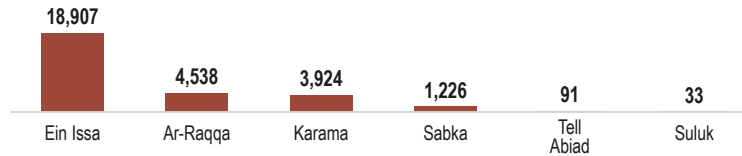


Figure 8: Five most common last sub-districts of departure of IDP arrivals (# IDPs)

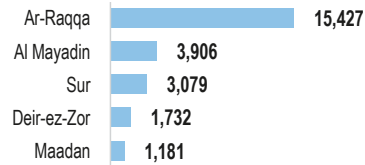
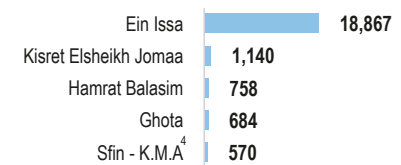


Figure 9: Five ISMI-covered communities receiving largest IDP arrivals (# IDPs)



IDLEB GOVERNORATE

Between 1 and 15 October, **ISMI-covered communities in Idleb governorate witnessed the arrival of 15,297 IDPs**, most commonly to **Ma'arrat An Nu'man (2,600)**, **Sanjar (2,447)** and **Tamanaah (2,024)** sub-districts (Figure 10). Meanwhile, **12,980 IDPs left** ISMI-covered communities in Idleb, almost two thirds of whom from **Big Khwein (5,119)** and **Um Elkhalayel (3,164)** communities.

Recorded IDP arrivals

- 15,297 IDPs
- % of arrivals from other governorates: 31%

Most common shelter of new IDP arrivals

- Solid/finished house (6,593 IDPs)
- Unfinished/damaged buildings (2,935 IDPs)

Most common tenancy of new IDP arrivals

- Renting (5,563 IDPs)
- Hosted without rent (5,465 IDPs)

Recorded IDP departures

- 12,980 IDPs
- % of departures to other governorates: 19%

Figure 10: Idleb sub-districts receiving the largest IDP arrivals (# IDPs)

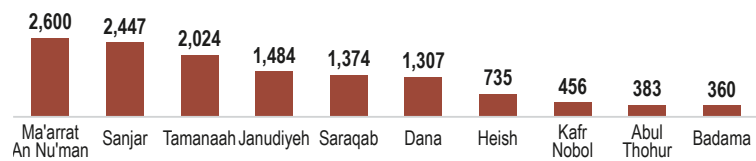


Figure 11: Five most common last sub-districts of departure of IDP arrivals (# IDPs)

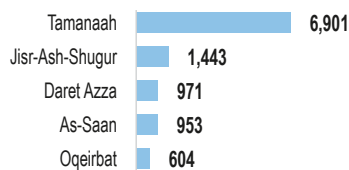
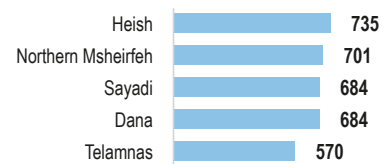


Figure 12: Five ISMI-covered communities receiving largest IDP arrivals (# IDPs)



ALEPPO GOVERNORATE

ISMI-covered communities in Aleppo governorate witnessed the arrival of 4,332 IDPs between 1 and 15 October, most commonly to **Menbij (992)**, **A'zaz (884)** and **Al Bab (871)** sub-districts (Figure 13). Meanwhile, **3,640 IDPs left** ISMI-covered communities in Aleppo, predominantly intending to travel elsewhere within the governorate.

Recorded IDP arrivals

- 4,332 IDPs
- % of arrivals from other governorates: 69%

Most common shelter of new IDP arrivals

- Solid/finished house (1,315 IDPs)
- Solid/finished apartment (646 IDPs)

Most common tenancy of new IDP arrivals

- Hosted without rent (1,547 IDPs)
- Renting (1,180 IDPs)

Recorded IDP departures

- 3,640 IDPs
- % of departures to other governorates: 12%

Figure 13: Aleppo sub-districts receiving the largest IDP arrivals (# IDPs)

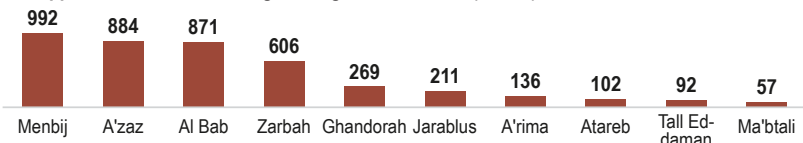


Figure 14: Five most common last sub-districts of departure of IDP arrivals (# IDPs)

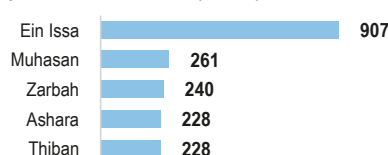



Figure 15: Five ISMI-covered communities receiving largest IDP arrivals (# IDPs)



⁴ Sfin - Kisret Mohammed Agha

HAMA GOVERNORATE

In the first half of October, **988 IDP arrivals** were recorded in ISMI-covered Hama communities, one third of whom to Suran (388) sub-district (Figure 16). Simultaneously, a total of **2,151 IDPs** were recorded leaving ISMI-covered communities in Hama, almost half of whom intending to travel to Idlib governorate.

Figure 16: Hama sub-districts receiving the largest IDP arrivals (# IDPs)

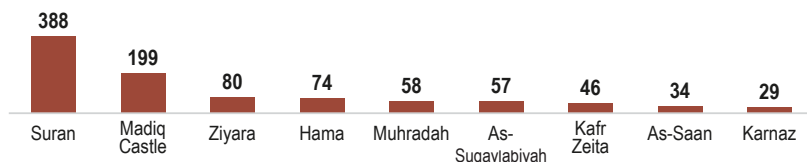


Figure 17: Five most common last sub-districts of departure of IDP arrivals (# IDPs)

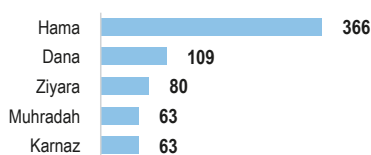
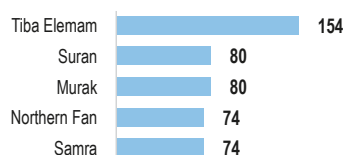


Figure 18: Five ISMI-covered communities receiving largest IDP arrivals (# IDPs)



Recorded IDP arrivals

- 988 IDPs

% of arrivals from other governorates

- 22%

Most common shelter of new IDP arrivals

- Solid/finished house (479 IDPs)
- Unfinished/damaged buildings (229 IDPs)

Most common tenancy of new IDP arrivals

- Hosted without rent (466 IDPs)
- Renting (197 IDPs)

Recorded IDP departures

- 2,151 IDPs

% of departures to other governorates

- 46%

HOMS GOVERNORATE

A total of **178 IDP arrivals** were recorded in ISMI-covered communities in Homs between 1 and 15 October. Meanwhile, **508 IDP departures** were recorded from ISMI-covered areas in Homs.

Figure 19: Homs sub-districts receiving IDP arrivals (# IDPs)

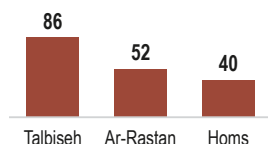
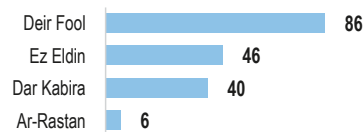


Figure 20: Last sub-districts of departure of IDP arrivals (# IDPs)



Figure 21: ISMI-covered communities receiving IDP arrivals (# IDPs)



Recorded IDP arrivals

- 178 IDPs

% of arrivals from other governorates

- 0%

Most common shelter of new IDP arrivals

- Collective centres (48 IDPs)
- Solid/finished apartment (40 IDPs)

Most common tenancy of new IDP arrivals

- Hosted without rent (116 IDPs)
- Renting (30 IDPs)

Recorded IDP departures

- 508 IDPs

% of departures to other governorates

- 10%

About ISMI & This Factsheet

The **IDP Situation Monitoring Initiative (ISMI)** is an initiative of the Camp Coordination and Camp Management (CCCM) Cluster, implemented by REACH and supported by Syria Relief Network (SRN) and other cluster members.

Following a baseline assessment conducted between 23 October and 21 November 2016, weekly/bi-weekly data collection cycles have been initiated to provide regular updates on IDP movements. Based on 1,428 communities in the governorates of Aleppo, Al-Hasakeh, Ar-Raqqa, Deir-ez-Zor, Hama, Homs and Idlib, this factsheet presents a summary of reported inward and outward movements of IDPs in the month of October 2017. **From 1 to 15 October 2017, such displacements were reported in 506 communities out of all ISMI-covered communities.**

Displacement was identified through an extensive key informant (KI) network, either through alerts initiated by KIs or follow-up by enumerators. A range of 2-3 KIs were interviewed in each community, while collected information was further triangulated through other sources, including CCCM member data and humanitarian updates. This approach allows for regular updates on IDP movements at a community level across ISMI coverage areas. However, movement updates are limited to areas covered by ISMI and there are, therefore, displacements that are not reported here.

An initiative of



Feedback: CCCM Cluster
Northern Syria

Email: syria.cross.border.info@cccmcluster.org

Info: <http://www.globalccmcluster.org>,
<https://www.humanitarianresponse.info>

Implemented by

REACH Informing more effective humanitarian action

شبكة إغاثة سوريا
Syria Relief Network