

## OVERALL FINDINGS: 15-21 May

- 141 out of 1,183 ISMI-covered communities in Aleppo, Ar-Raqqa, Deir-ez-Zor, Hama, Homs and Idleb governorates experienced inward or outward movement of IDPs:
  - 22,113 IDP arrivals
  - 17,382 IDP departures
- Following a local truce agreement last week, evacuations continued from besieged suburbs of Damascus to Idleb governorate; a total of 4,125 IDPs from Damascus arrived to communities across the governorate.
- In total, 7,866 IDP arrivals were reported in Ar-Raqqa governorate, many parts of which have been affected by ongoing conflict; most arrivals were reported in Ein Issa (5,147) sub-district.

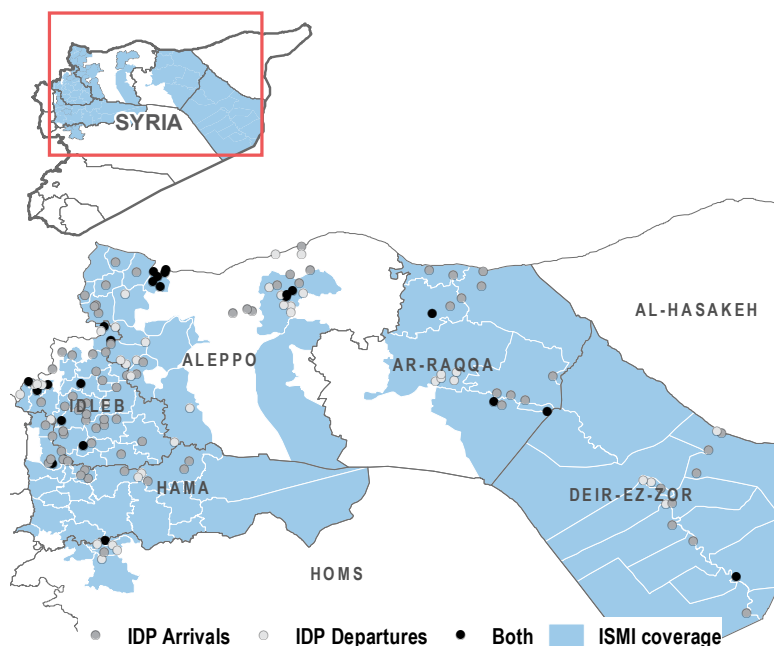


Table 1: Recorded IDP arrivals to ISMI-covered communities, by governorate 15-21 May 2017

GOVERNORATE	IDP ARRIVALS						Last week	Week before
	Reported arrivals (#IDPs)	Communities with largest IDP arrivals (# IDPs)		Most common origins <sup>1</sup> of IDP arrivals (# IDPs)		Change to last week	Reported arrivals (# IDPs)	Reported arrivals (# IDPs)
Idleb	8,871	Jisr-Ash-Shugur (2,500)	Ariha (1,440)	Damascus (4,125)	Kabani and Aleppo city (1,000 each)	↑	3,241	2,070
Ar-Raqqa	7,866	Ein Issa (5,130)	Karama (1,200)	Ar-Raqqa (4,975)	Al-Khafsa (1,140)	↓	22,902	4,194
Aleppo	4,366	Salama (900)	Bazagha (798)	Al-Thawrah (524)	Tall Refaat (405)	↓	9,411	3,987
Hama	577	Kafr Nabutha (162)	Qbeibat Abu Elhuda (63)	Damascus (212)	Suran (71)	↑	503	747
Deir-ez-Zor	388	Al Mayadin (90)	Hajin (60)	Maadan (140)	Al Mayadin (101)	↓	452	590
Homs	45	Ar-Rastan (28)	Talbiseh (17)	Homs (28)	Talbiseh (17)	↓	77	86

Table 2: Recorded IDP departures from ISMI-covered communities, by governorate, 15-21 May 2017

GOVERNORATE	IDP DEPARTURES						Last week	Week before
	Reported departures (# IDPs)	Communities with largest IDP departures (# IDPs)		Most common destinations <sup>2</sup> of IDP departures (# IDPs)		Change to last week	Reported departures (# IDPs)	Reported departures (# IDPs)
Ar-Raqqa	9,391	Ein Issa (4,845)	Ar-Raqqa (3,000)	Menbij (2,850)	Ein Issa (2,160)	↑	6,479	19,963
Aleppo	3,834	A'zaz (1,050)	Menbij (408)	Al Bab (324)	Mare (232)	↑	2,843	3,822
Idleb	3,779	Qah (720)	Janudiyeh (660)	Jisr-Ash-Shugur (2,015)	Murak (360)	↑	3,023	345
Homs	128	Ar-Rastan (35)	Tir Maalah (30)	Ar-Rastan (60)	Talbiseh (27)	↓	162	29
Hama	126	Qasr Abu Samra (66)	Qasr Elmakhram (30)	Hama (66)	Samra (30)	↓	180	342
Deir-ez-Zor	125	Saalu (48)	Mrat (30)	Jdid Ekeidat (48)	Hajin (30)	↓	139	5

<sup>1</sup> Location of origin refers to the most recent location from which IDPs have departed.

<sup>2</sup> The ISMI weekly displacement summary tracks only displacements which occur inside Syria.

## AR-RAQQA GOVERNORATE

**Recorded IDP arrivals**

- 7,866 IDPs

**% of arrivals from other governorates**

- 15%

**Most common shelter of newly arrived IDPs**

- Camps (5,130 IDPs)
- Individual tents (2,022 IDPs)

**Recorded IDP departures**

- 9,391 IDPs

**% of departures to other governorates**

- 45%

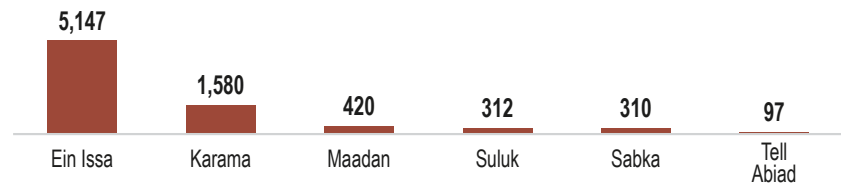
**Most common reasons for IDPs leaving Ar-Raqqa communities**

- Escalation of conflict
- Current location is intended as transit only

A total of 7,866 IDPs arrived in ISMI-covered communities in Ar-Raqqa governorate this week, mostly from within the governorate. This included the continued displacement of IDPs northwards out of Ar-Raqqa sub-district due to increased conflict, with 3,819 IDPs from Ar-Raqqa sub-district arriving in Ein Issa community. There was also a movement of 1,140 IDPs from Al-Khafsa in Aleppo governorate into the community of Ein Issa (Map 1).

Meanwhile, a total of 9,391 IDPs were recorded departing ISMI-covered communities this week, most commonly leaving from Ein Issa (4,845) sub-district and departing to communities in Aleppo. Ar-Raqqa sub-district also reported the departure of 3,364 IDPs, all to destinations within the governorate, of which 3,000 departed from Ar-Raqqa city.

Figure 1: Ar-Raqqa sub-districts receiving the largest IDP arrivals (# IDPs)



Map 1: Major displacement in Aleppo and Ar-Raqqa governorates

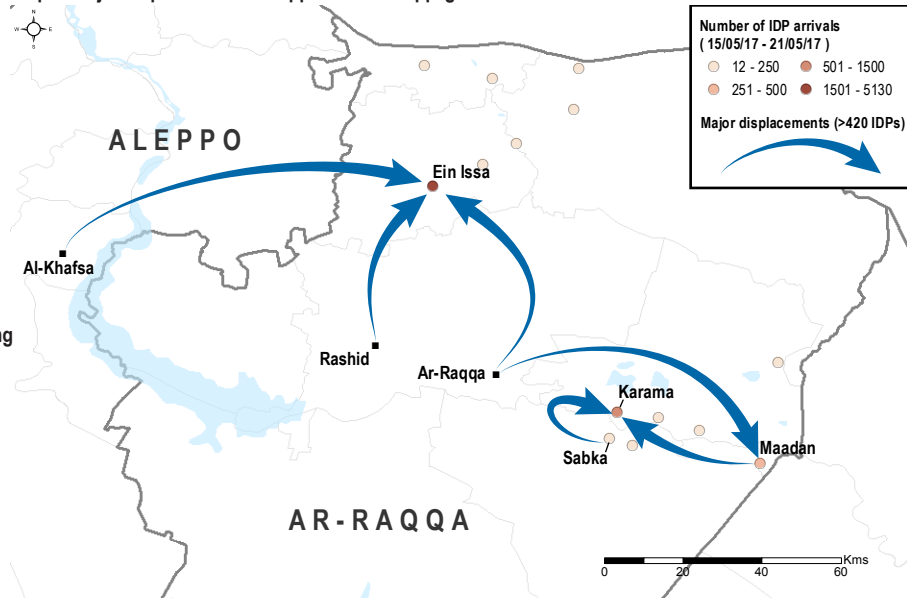


Figure 2: Most common sub-districts of origin of arrivals<sup>1</sup> (# IDPs)

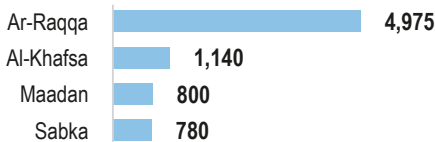
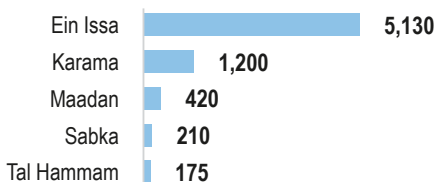


Figure 3: Five ISMI-covered communities receiving largest IDP arrivals (# IDPs)



## ALEPPO GOVERNORATE

Over the past week, a total of 4,366 IDPs arrived to ISMI-covered areas in Aleppo governorate. Over half of reported arrivals were to A'zaz (2,372) sub-district (Figure 4), most commonly coming from Al-Thawrah (524) sub-district in neighbouring conflict-affected Ar-Raqqa governorate and Tall Refaat (465) and Menbij (415) sub-districts in Aleppo governorate (Figure 6).

Meanwhile, a total of 3,834 IDPs were reported as departing ISMI-covered communities. A'zaz (1,941) and Menbij (1,308) sub-districts saw the greatest number of departures, mostly to destinations within the governorate.

Figure 4: Aleppo sub-districts receiving the largest IDP arrivals (# IDPs)

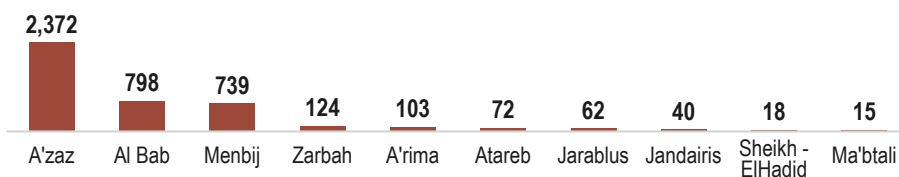


Figure 5: Five ISMI-covered communities receiving largest IDP arrivals (# IDPs)

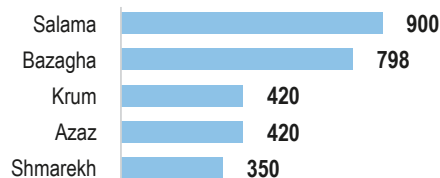
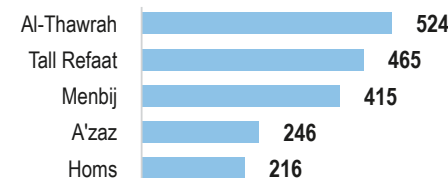


Figure 6: Five most common sub-districts of origin of arrivals<sup>2</sup> (# IDPs)



### Recorded IDP arrivals

- 4,366 IDPs
- % of arrivals from other governorates**
- 46%

### Most common shelter of newly arrived IDPs

- Camps (1,197 IDPs)
- Hosted (596 IDPs)

### Recorded IDP departures

- 3,834 IDPs
- % of departures to other governorates**
- 5%

### Most common reasons for IDPs leaving Aleppo communities

- Reduced conflict in area of origin

<sup>1</sup> Location of origin refers to the most recent location from which IDPs have departed.

### IDLEB GOVERNORATE

**Recorded IDP arrivals**

- 8,871 IDPs

**% of arrivals from other governorates**

- 97%

**Most common shelter of newly arrived IDPs**

- Rented/owned housing (3,374 IDPs)
- Rented owned (2,636 IDPs)

**Recorded IDP departures**

- 3,799 IDPs

**% of departures to other governorates**

- 33%

**Most common reasons for IDPs leaving Idleb communities**

- Improved safety and security in area of origin

Figure 7: Idleb sub-districts receiving the largest IDP arrivals (# IDPs)

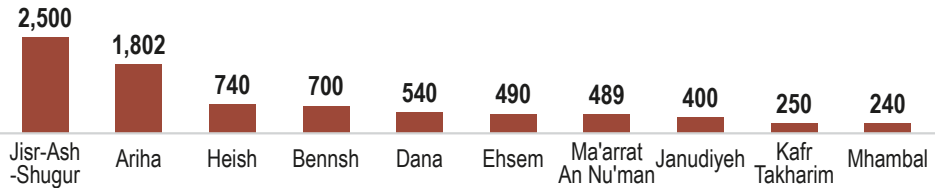


Figure 8: Six ISMI-covered communities receiving largest IDP arrivals (# IDPs)

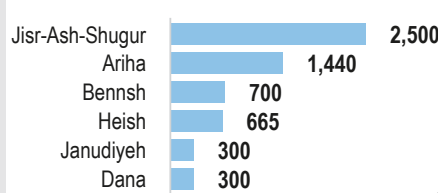
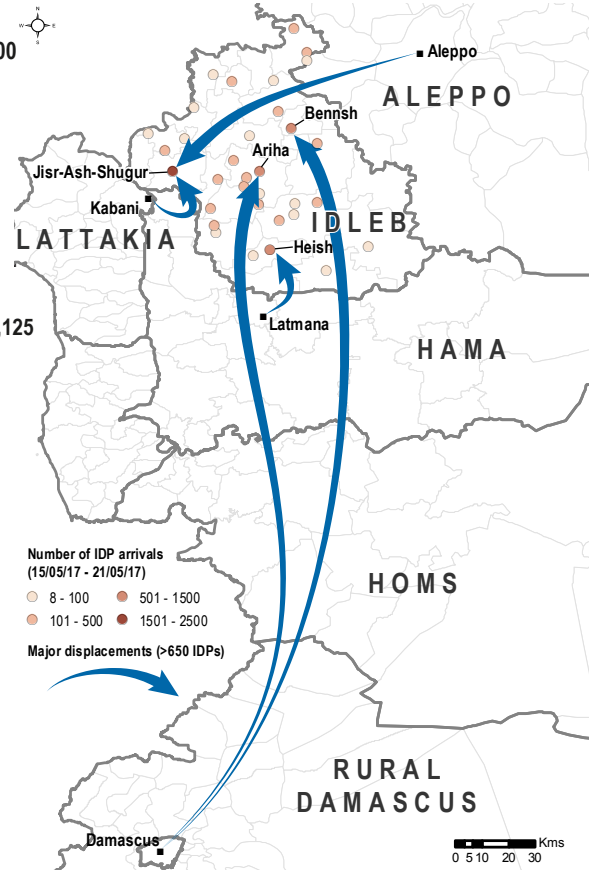
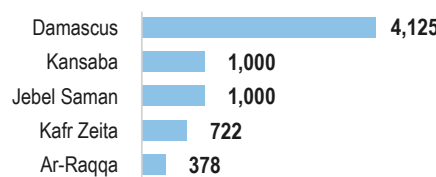


Figure 9: Five most common sub-districts origin of arrivals' (# IDPs)



Overall, 8,871 IDPs arrived in ISMI-covered communities in Idleb governorate over the past week, with most arriving in the communities of **Jisr-Ash-Shugur (2,500)**, **Ariha (1,440)**, **Bennsh (700)** and **Heish (665)** (Figure 8). Many of the arrivals to these four communities came from recently evacuated neighbourhoods of Damascus city, including all 700 IDPs arriving in Bennsh. **Jisr-Ash-Shugur sub-district** also saw the arrival of IDPs from the **Al-Sakhour (1,000)** neighbourhood of Aleppo city, and **Kabani (1,000)** community in Latakia governorate. In addition Heish also saw 665 IDP arrivals from **Latmana community** in Hama governorate (Map 2).

Simultaneously, 3,799 IDPs departed ISMI-covered communities this week, with most leaving for destinations within the governorate, but a few intending to travel to **Aleppo** and **Hama** governorates. **Janudiyeh (1,850)** sub-district saw the largest number of departures, with all IDPs intending to travel to **Jisr-Ash-Shugur sub-district**.

### DEIR-EZ-ZOR GOVERNORATE

**Recorded IDP arrivals**

- 388 IDPs

**% of arrivals from other governorates**

- 46%

**Most common shelter of newly arrived IDPs**

- Rented/owned housing (218 IDPs)
- Hosted (165 IDPs)

**Recorded IDP departures**

- 125 IDPs

**% of departures to other governorates**

- 14%

**Most common reasons for IDPs leaving Deir-ez-Zor communities**

- Loss of income
- Escalation of conflict

A total of 388 IDP arrivals were recorded in ISMI-covered communities in Deir-ez-Zor in the past week, with **Al Mayadin (90)** and **Sur (80)** sub-districts receiving the highest numbers of arrivals. Nearly half of arrivals in the governorate travelled from **Ar-Raqqa governorate (180)**, amid ongoing conflict, most commonly from **Maadan (140)** and **Ar-Raqqa (40)** sub-districts (Figure 12). Meanwhile, 125 IDPs left ISMI-covered communities, mostly to sub-districts within the governorate, with loss of income and escalation of conflict reported as the main reasons for their departure.

Figure 10: Deir-ez-Zor sub-districts receiving the largest IDP arrivals (# IDPs)

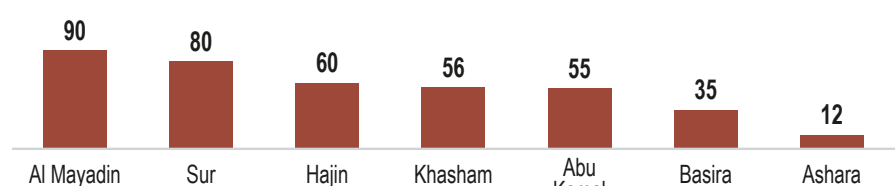


Figure 11: Five ISMI-covered communities receiving largest IDP arrivals (# IDPs)

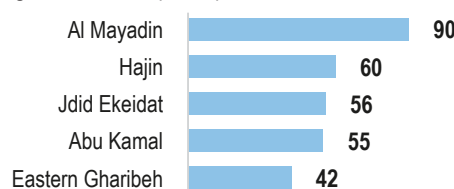
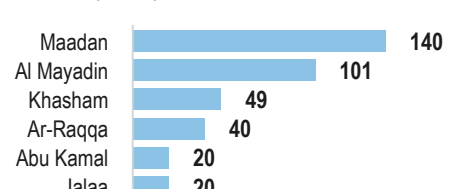


Figure 12: Six most common sub-districts of origin of arrivals<sup>2</sup> (# IDPs)



<sup>1</sup> Location of origin refers to the most recent location from which IDPs have departed.

## HAMA GOVERNORATE

In total, 577 IDPs arrived in ISMI-covered communities in Hama over the past week, with just over 50% coming from outside the governorate. **Madiq Castle (297)** sub-district, and specifically the communities of **Kafr Nabutha (162)** and **Madiq Castle (35)** received the highest number of IDP arrivals, many coming as part of the evacuation from **Damascus (212)**. Other IDPs came from **Idleb (36)**, **Dana (28)** and **Ma'rрат An Nu'man (25)** sub-districts in Idleb governorate. Movement within Hama was mostly from sub-districts in the south, to sub-districts in the north.

In addition, 126 IDPs departed ISMI-covered Hama communities, mostly from **Suran (66)** sub-district as well as **Ziyara (20)** and **Madiq Castle (10)** sub-districts.

Figure 13: Hama sub-districts receiving the largest IDP arrivals (# IDPs)

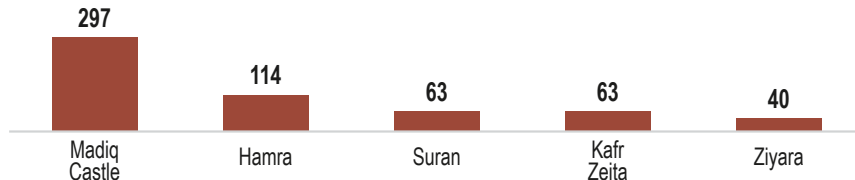


Figure 14: Six ISMI-covered communities receiving largest IDP arrivals (# IDPs)

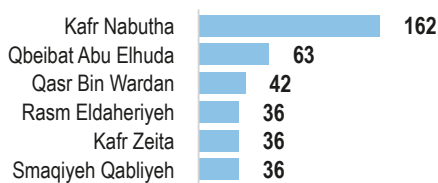
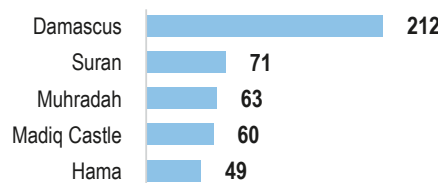


Figure 15: Five most common sub-districts of origin of arrivals<sup>1</sup> (# IDPs)



## HOMS GOVERNORATE

Overall, 128 IDPs left ISMI-covered communities in Homs governorate over the past week, 95% to other communities within the governorate, stating their intended destinations as **Talbiseh, Ar-Rastan, and Homs sub-districts**. The remaining 5% of departures stated their intent to leave the country.

Additionally, 45 IDPs arrived in ISMI-covered communities in Homs governorate in the past week, all of whom originated within the governorate, most commonly travelling to the communities of **Ar-Rastan (28)** and **Talbiseh (17)**.

Figure 16: Homs sub-districts receiving the largest IDP arrivals (# IDPs)

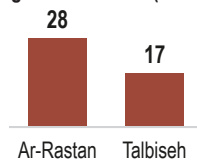


Figure 17: Five ISMI-covered communities receiving largest IDP arrivals (# IDPs)



Figure 18: Five most common sub-districts of origin of arrivals<sup>3</sup> (# IDPs)



<sup>1</sup> Location of origin refers to the most recent location from which IDPs have departed.

### Recorded IDP arrivals

- 577 IDPs

### % of arrivals from other governorates

- 52%

### Most common shelter of newly arrived IDPs

- Hosted (331 IDPs)
- Rented/owned housing (152 IDPs)

### Recorded IDP departures

- 126 IDPs

### % of departures to other governorates

- 24%

### Most common reasons for IDPs leaving Hama communities

- Loss of income
- Improved safety and security in area of origin

### Recorded IDP arrivals

- 45 IDPs

### % of arrivals from other governorates

- 0%

### Most common shelter of newly arrived IDPs

- Rented owned (35 IDPs)
- Rented/owned housing (14 IDPs)

### Recorded IDP departures

- 128 IDPs

### % of departures to other governorates

- 5%

### Most common reasons for IDPs leaving Homs communities

- Improved safety and security in area of origin
- Reduced conflict in area of origin

## About ISMI & This Factsheet

The **IDP Situation Monitoring Initiative (ISMI)** is an initiative of the Camp Coordination and Camp Management (CCCM) Cluster, implemented by REACH and supported by Syria Relief Network (SRN) and other cluster members.

Following a baseline assessment conducted between 23 October and 21 November 2016, weekly data collection cycles have been initiated to provide regular updates on IDP movements. Based on 1,183 communities in the governorates of Aleppo, Ar-Raqqa, Deir-ez-Zor, Hama, Homs and Idleb during the baseline, this factsheet presents a summary of reported inward and outward movements of IDPs in the month of January 2016. **From 15-21 May 2017, such displacements were reported in 141 communities out of all ISMI-covered communities.**

Displacement was identified through an extensive key informant (KI) network, either through alert initiated by KIs or follow-up by enumerators. A range of 2-3 KIs were interviewed in each community, while collected information was further triangulated through other sources, including CCCM member data and humanitarian updates. This approach allows for regular updates on IDP movements at a community level across ISMI coverage areas. However, movement updates are limited to areas covered by ISMI and there are, therefore, displacements that are not reported here.

### An initiative of



Feedback: CCCM Cluster  
Northern Syria

Email: [syria.cross.border.info@ccmcluster.org](mailto:syria.cross.border.info@ccmcluster.org)

Info: <http://www.globalccmcluster.org>,  
<https://www.humanitarianresponse.info>

### Implemented by

