

Introduction

This multi-sectoral needs assessment is part of a monthly data collection exercise which aims to gather information about needs and the humanitarian situation inside Syria. The factsheets present information collected in February 2018, referring to the situation in January 2018.

These factsheets present information at the community level for 10 sub-districts in Al Hasakeh governorate. In Quamishli City, neighbourhood-level data was collected and information is presented at this level*. Selected key indicators for the following sectors are included in the factsheets: displacement, shelter, non-food items (NFIs), health, food security, water sanitation and hygiene (WASH) and education. The factsheets do not cover the entire range of indicators gathered in the questionnaire.

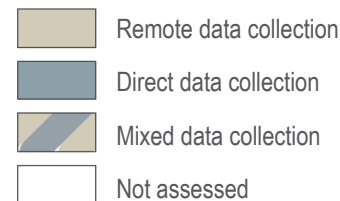
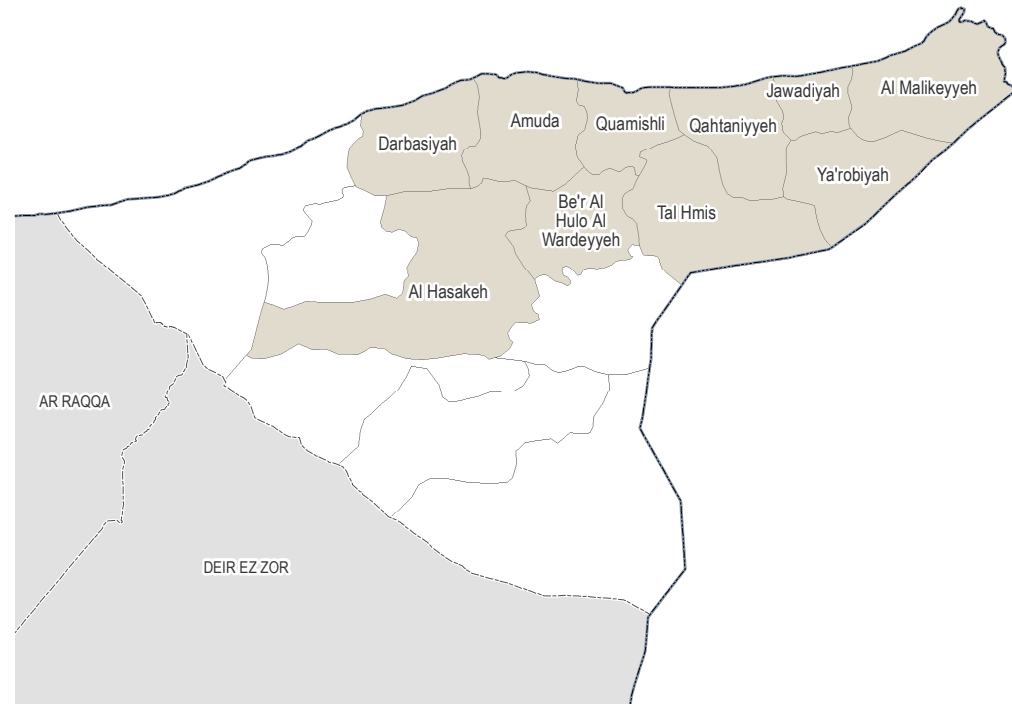
For full visualisation of all indicators collected, please see the SIMAWG Needs Identification Dynamic Reporting Tool, available here: <http://www.reach-info.org/syr/simawg/>.

Methodology and limitations

These findings are based on data collected remotely (in the Kurdistan Region of Iraq) from Key Informants residing in the communities assessed.

Information was collected from Key Informants in 78 communities in 10 sub-districts of Al Hasakeh governorate. For each question asked, confidence levels were assigned based on the Key Informant's area of expertise and knowledge of the sector-specific situation.

For a full description of the methodology, please see the Terms of Reference, available on the [REACH Resource Centre](#).



PDF: click on a sub-district name to directly access the relevant factsheet

Displacement

- % of pre-conflict population remaining
- % of population that are female
- % of female-headed households
- IDPs living in village
- New IDP arrivals
- Returnees

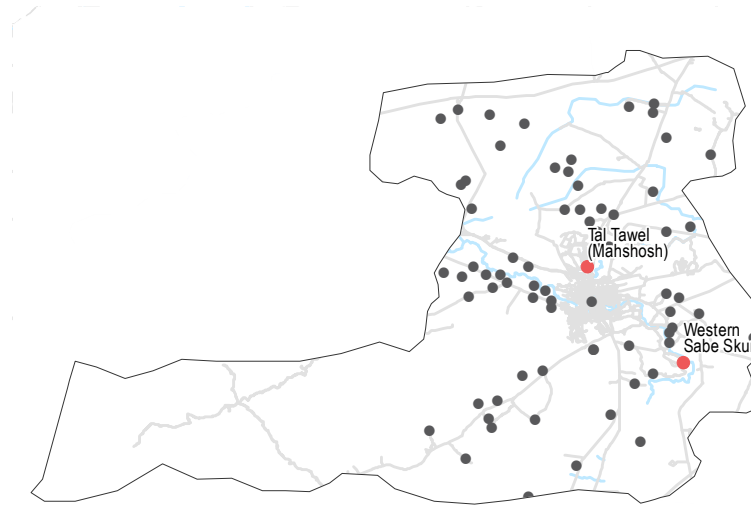
Tal Tawel (Mahshosh)

- 51-75% 26-50% 1-25%
- Yes No info No

Western Sabe Skur

- 76-100% 51-75% None
- Yes No info No

• 2/52 communities assessed : Tal Tawel (Mahshosh), Western Sabe Skur



NFIs

Lightbulb Tal Tawel (Mahshosh)

- B** NA NA
- C** NA NA
- D** 45 SYP NA
- F** NA NA

Lightbulb Western Sabe Skur

- B** 2100 SYP NA
- C** NA NA
- D** 45 SYP NA
- F** NA NA

- Most common electricity source
- Main network
 - Generator
 - No source
 - Solar alternative
 - Batteries
 - No information
- Fuel Prices (SYP)*
- B** Butane (cannister)
 - C** Coal (1kg)
 - D** Diesel (1 litre)
 - F** Firewood (1 tonne)
- NFI Prices (SYP)*
- Cement (50kg)
 - Floor mat (3*4m)
 - Plastic tarpaulin (1m²)
 - Tent (5 persons)
- NA: not available for purchase

Shelter

- Most common shelter
- Independent apartment or house
 - Shared apartment or house
 - Unfinished apartment or house
 - Tent
 - Private space not for shelter
 - Cave/natural shelter
 - Collective public space not for shelter
 - No IDPs
 - No information
- Min - Max: rent paid per room (where known)

Tal Tawel (Mahshosh)

NDPs IDPs

No info

Western Sabe Skur

NDPs IDPs

No info

Livelihoods

Most common sources of income

Most common strategies used to cope with lack of income / resources

Tal Tawel (Mahshosh)

Stable employment
 Support from family/friends
 Remittances

No info

Western Sabe Skur

Farm owning
 Support from family/friends
 Remittances

Reducing meal size

Fire Tal Tawel (Mahshosh)

No lack of fuel

Fire Western Sabe Skur

Burning furniture not in use
 Burning productive assets

Most common strategies used to cope with a lack of fuel

WASH

- Most common water source**
- Status of water source
- Water is safe to drink
 - Water tastes/smells bad
 - People sick after drinking
 - No information
- Sufficiency of available water to meet household needs
- Sufficient
 - Insufficient
 - No information
- Most common method of garbage disposal

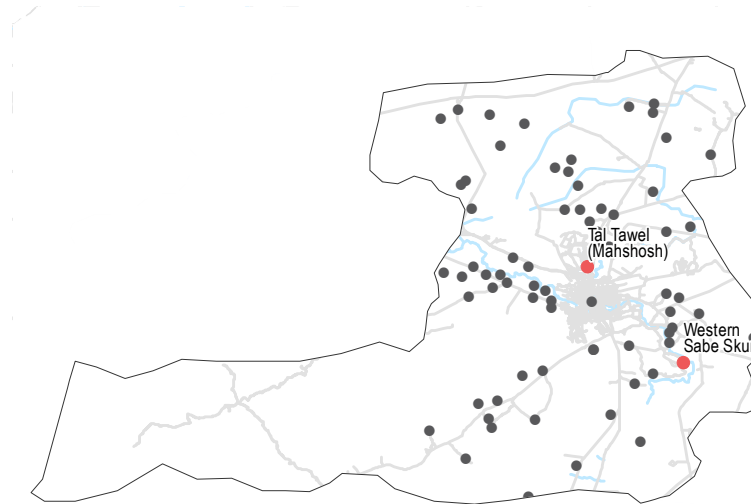
Tal Tawel (Mahshosh)

- Network
- Private paid collection

Western Sabe Skur

- Water trucking
- Buried / burned

• 2/52 communities assessed : Tal Tawel (Mahshosh), Western Sabe Skur



Food Security

Tal Tawel (Mahshosh)

- Private bakeries
- Bread: no info
- Rice: 500 SYP
- Lentils: 250 SYP
- Sugar: 300 SYP
- Cooking oil: 600 SYP
- No difficulties reported
- 1 to 10

Western Sabe Skur

- Homemade
- Bread: no info
- Rice: 250 SYP
- Lentils: 400 SYP
- Sugar: 280 SYP
- Cooking oil: 450 SYP
- No difficulties reported
- Private bakeries unavailable

Main challenges to obtaining food

- No challenges
- Some foods unavailable
- Local production decreased
- Lack of access to markets
- Some foods expensive
- Lack of resources to buy food
- Lack of access to fuel
- Cooking fuel unavailable
- No information

Bread (public): 1 pack
 Rice: 1kg
 Lentils: 1kg
 Sugar: 1kg
 Cooking oil: 1 litre

Access to bread

- Most common source of bread
- Most common barriers to accessing bread
- Number of days, per month, where bread from private bakeries was unavailable

Education

- Status of primary schools in village
- Functioning
 - Not functioning
 - Not available
 - No information
- Barriers to accessing education services

Tal Tawel (Mahshosh)

Most children accessed education

Western Sabe Skur

Most children accessed education

Health

Most common health problems

Chronic diseases
 Acute respiratory infections
 Severe diseases affecting those aged less than 5

Most common barriers to accessing healthcare

No facilities in the area
 Old age
 Disability/Injuries/Illness

Tal Tawel (Mahshosh)

Western Sabe Skur

Pregnancy related diseases
 Maternal health issues
 Severe diseases affecting those aged less than 5

No facilities in the area
 Lack of transportation
 Services are too expensive

Al Hasakeh City, Al Hasakeh Governorate

January 2018

Displacement

- % of pre-conflict population remaining
- % of population that are female
- % of female-headed households
- IDPs living in village
- New IDP arrivals
- Returnees

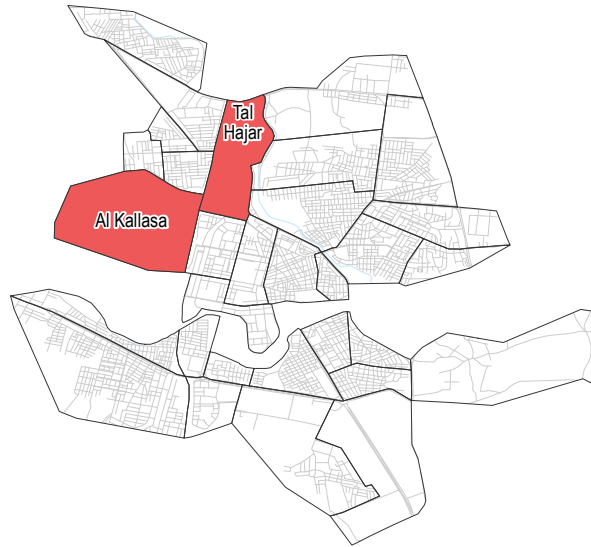
Al Kallasa

- 51-75% 26-50% 1-25%
- Yes No Yes

Tal Hajar

- 51-75% 51-75% 1-25%
- Yes No info No

• 2/31 neighbourhoods assessed : Al Kallasa, Tal Hajar



NFIs

Al Kallasa

- B** 2200 SYP 1800 SYP
- C** 400 SYP 6500 SYP
- D** 70 SYP 500 SYP
- F** NA NA

Tal Hajar

- B** 2300 SYP NA
- C** NA NA
- D** NA NA
- F** NA NA

Most common electricity source

- Main network
- Generator
- No source
- Solar alternative
- Batteries
- No information

Fuel Prices (SYP)*

- B** Butane (cannister)
- C** Coal (1kg)
- D** Diesel (1 litre)
- F** Firewood (1 tonne)

NFI Prices (SYP)*

- Cement (50kg)
- Floor mat (3*4m)
- Plastic tarpaulin (1m²)
- Tent (5 persons)

NA: not available for purchase

Most common strategies used to cope with a lack of fuel

Shelter

- Independent apartment or house
 - Shared apartment or house
 - Unfinished apartment or house
 - Tent
 - Private space not for shelter
 - Cave/natural shelter
 - Collective public space not for shelter
 - No IDPs
 - No information
- Min - Max: rent paid per room (where known)

Al Kallasa

- NDPs
- IDPs
- 5000 - 8000 SYP

Tal Hajar

- NDPs
- IDPs
- 3000 - 5000 SYP

Livelihoods

Most common sources of income

Most common strategies used to cope with lack of income / resources

Al Kallasa

- Stable employment
- Daily employment
- Remittances

- Adults begging
- Children sent to work/beg
- Borrowing from family/friends

Tal Hajar

- Stable employment
- Business/trade
- Remittances

No info

Al Kallasa

No lack of fuel

Tal Hajar

No lack of fuel

Al Hasakeh City, Al Hasakeh Governorate

January 2018

WASH

- Most common water source
- Status of water source
- Water is safe to drink
 - Water tastes/smells bad
 - People sick after drinking
 - No information
- Sufficiency of available water to meet household needs
- Sufficient
 - Insufficient
 - No information
- Most common method of garbage disposal

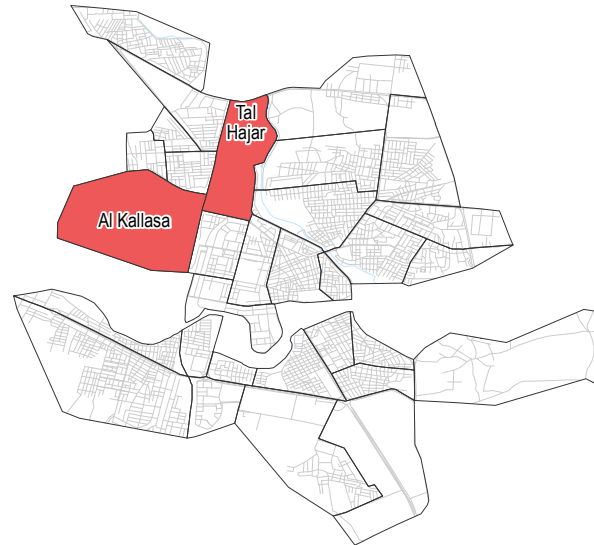
Al Kallasa

- Network
- Private paid collection

Tal Hajar

- Network
- Public free collection

• 2/31 neighbourhoods assessed : Al Kallasa, Tal Hajar



Food Security

Al Kallasa

- Shops
- Bread: no info
- Rice: 500 SYP
- Lentils: 400 SYP
- Sugar: 350 SYP
- Cooking oil: 450 SYP
- No difficulties reported
- 1 to 10

Tal Hajar

- Public bakeries
- Bread: 100 SYP
- Rice: 400 SYP
- Lentils: 250 SYP
- Sugar: 400 SYP
- Cooking oil: 500 SYP
- No difficulties reported
- 0

Main challenges to obtaining food

- No challenges
- Some foods unavailable
- Local production decreased
- Lack of access to markets
- Some foods expensive
- Lack of resources to buy food
- Lack of access to fuel
- Cooking fuel unavailable
- No information

Bread (public): 1 pack
Rice: 1kg
Lentils: 1kg
Sugar: 1kg
Cooking oil: 1 litre

Access to bread

- Most common source of bread
- Most common barriers to accessing bread
- Number of days, per month, where bread from private bakeries was unavailable

Education

- Status of primary schools in village
- Functioning
 - Not functioning
 - Not available
 - No information
- Barriers to accessing education services

Al Kallasa

Most children accessed education

Tal Hajar

Most children accessed education

Health

Most common health problems

Most common barriers to accessing healthcare

Al Kallasa

- Chronic diseases
- Fever
- Severe diseases affecting those aged less than 5

Services are too expensive

Tal Hajar

- Pregnancy related diseases
- Acute respiratory infections
- Severe diseases affecting those aged less than 5

No difficulties reported

Al Malikeyyeh 1/5, Al Hasakeh Governorate

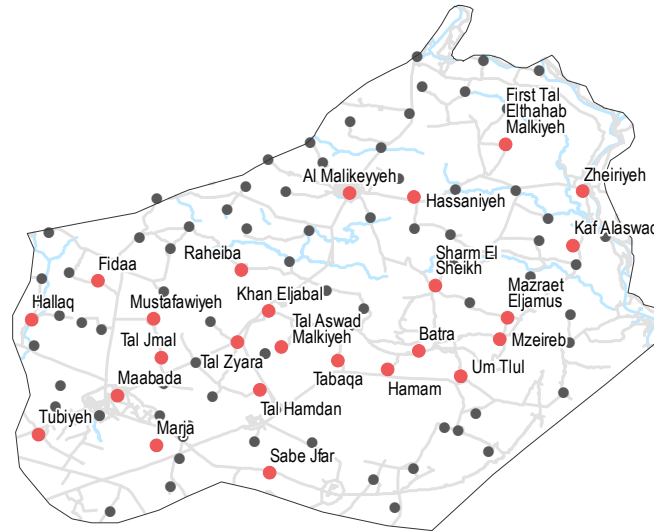
January 2018

Displacement

- % of pre-conflict population remaining
- % of population that are female
- % of female-headed households
- IDPs living in village
- New IDP arrivals
- Returnees

Sub-district	% of pre-conflict population remaining	% of population that are female	% of female-headed households	IDPs living in village	New IDP arrivals	Returnees
Al Malikeyyeh	51-75%	1-25%	1-25%	Yes	No	No
Batra	76-100%	51-75%	1-25%	Yes	No info	No
Fidaa	76-100%	51-75%	1-25%	Yes	No info	No
First Tal Elthahab Malkiyeh	51-75%	51-75%	1-25%	Yes	No info	No
Hallaq	51-75%	26-50%	1-25%	Yes	No info	Yes

• 25/98 communities assessed (20 communities are shown on the next four factsheets): Al Malikeyyeh, Batra, Fidaa, First Tal Elthahab Malkiyeh, Hallaq



NFIs

Sub-district	Most common electricity source	Fuel Prices (SYP)*	NFI Prices (SYP)*
Al Malikeyyeh	B 2200 SYP	B 2500 SYP	B NA
First Tal Elthahab Malkiyeh	C 750 SYP	C 500 SYP	C NA
Batra	D 42 SYP	D NA	D NA
Hallaq	F NA	F NA	F NA
Fidaa	F NA	F NA	F NA

- Main network
- Generator
- No source
- Solar alternative
- Batteries
- No information
- Fuel Prices (SYP)***
- B** Butane (cannister)
- C** Coal (1kg)
- D** Diesel (1 litre)
- F** Firewood (1 tonne)
- NFI Prices (SYP)***
- Cement (50kg)
- Floor mat (3*4m)
- Plastic tarpaulin (1m²)
- Tent (5 persons)
- NA: not available for purchase

Shelter

- Independent apartment or house
- Shared apartment or house
- Unfinished apartment or house
- Tent
- Private space not for shelter
- Cave/natural shelter
- Collective public space not for shelter
- No IDPs
- No information
- Min - Max: rent paid per room (where known)

Sub-district	Most common shelter	Min - Max: rent paid per room (where known)
Al Malikeyyeh	Green house icon	9000 - 10000 SYP
Batra	Green house icon	No info
Fidaa	Green house icon	No info
First Tal Elthahab Malkiyeh	X icon	No info
Hallaq	X icon	No info

Livelihoods

- Most common sources of income
- Most common strategies used to cope with lack of income / resources

Sub-district	Most common sources of income	Most common strategies used to cope with lack of income / resources
Al Malikeyyeh	Stable employment Business/trade Remittances	Skipping meals Reducing meal size
Batra	Stable employment Business/trade Remittances	No info
Fidaa	Sale of household assets Business/trade Remittances	Children sent to work/beg Borrowing from family/friends Skipping meals
First Tal Elthahab Malkiyeh	Stable employment Farm owning	No info
Hallaq	Stable employment Farm owning Remittances	Borrowing from family/friends

Sub-district	Most common strategies used to cope with a lack of fuel
Al Malikeyyeh	No lack of fuel
Batra	No lack of fuel
Fidaa	Burning productive assets
First Tal Elthahab Malkiyeh	Burning productive assets Burning waste
Hallaq	No lack of fuel

Al Malikeyyeh 1/5, Al Hasakeh Governorate

January 2018

WASH

- Most common water source**
- Water is safe to drink
 - Water tastes/smells bad
 - People sick after drinking
 - No information
- Sufficiency of available water to meet household needs**
- Sufficient
 - Insufficient
 - No information
- Most common method of garbage disposal**
- Disposed at designated site

Al Malikeyyeh

- Network
- Private paid collection

Batra

- Network
- Disposed at designated site

Fidaa

- Closed well
- Disposed at designated site

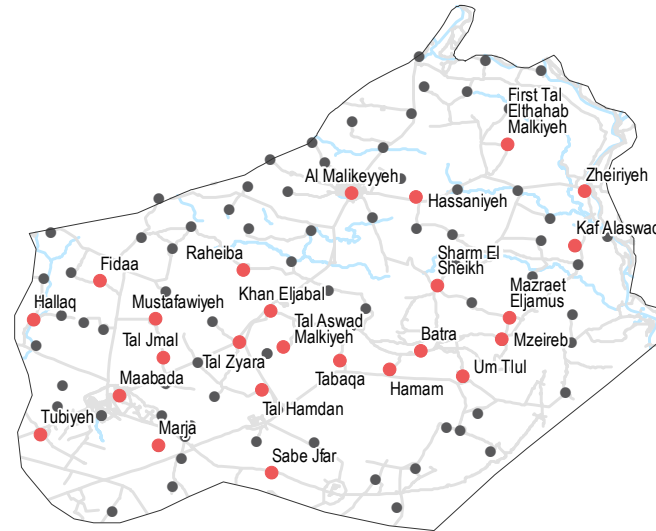
First Tal Elthahab Malkiyeh

- Network
- Disposed at designated site

Hallaq

- Closed well
- Disposed at designated site

• 25/98 communities assessed (20 communities are shown on the next four factsheets): Al Malikeyyeh, Batra, Fidaa, First Tal Elthahab Malkiyeh, Hallaq



Food Security

Al Malikeyyeh

- Bread: 105 SYP
- Rice: 450 SYP
- Lentils: 300 SYP
- Sugar: 300 SYP
- Cooking oil: 450 SYP
- Public bakeries
- No difficulties reported

Batra

- Bread: no info
- Rice: 500 SYP
- Lentils: 450 SYP
- Sugar: 350 SYP
- Cooking oil: 550 SYP
- Private bakeries
- No difficulties reported

Fidaa

- Bread: no info
- Rice: no info
- Lentils: no info
- Sugar: no info
- Cooking oil: no info
- Shops
- High price of flour
- Flour not always available
- Insufficient electricity/fuel
- Private bakeries unavailable

First Tal Elthahab Malkiyeh

- Bread: no info
- Rice: 500 SYP
- Lentils: no info
- Sugar: no info
- Cooking oil: no info
- Shops
- No difficulties reported
- Private bakeries unavailable

Hallaq

- Bread: no info
- Rice: 575 SYP
- Lentils: 325 SYP
- Sugar: 325 SYP
- Cooking oil: 500 SYP
- Shops
- No difficulties reported
- Private bakeries unavailable

Main challenges to obtaining food

- No challenges
- Some foods unavailable
- Local production decreased
- Lack of access to markets
- Some foods expensive
- Lack of resources to buy food
- Lack of access to fuel
- Cooking fuel unavailable
- No information

Bread (public): 1 pack
Rice: 1kg
Lentils: 1kg
Sugar: 1kg
Cooking oil: 1 litre

Access to bread
Most common source of bread

Most common barriers to accessing bread
Number of days, per month, where bread from private bakeries was unavailable

Education

- Status of primary schools in village**
- Functioning
 - Not functioning
 - Not available
 - No information
- Barriers to accessing education services**

Fidaa

Most children accessed education

First Tal Elthahab Malkiyeh

Most children accessed education

Hallaq

Most children accessed education

Al Malikeyyeh

Parents do not approve of curriculum
Curriculum not available in appropriate language

Batra

Most children accessed education

Health

Most common health problems

Most common barriers to accessing healthcare

Al Malikeyyeh

Chronic diseases
Acute respiratory infections
Symptoms of psychological trauma

Services are too expensive

Batra

Chronic diseases
Pregnancy related diseases
Severe diseases affecting those aged less than 5

No facilities in the area
Security concerns around travel
High cost of transportation

Fidaa

Diarrhoea
Chronic diseases
Acute respiratory infections

No facilities in the area
High cost of transportation
Old age

First Tal Elthahab Malkiyeh

Pregnancy related diseases
Acute respiratory infections
Fever

No facilities in the area

Hallaq

Communicable diseases
Chronic diseases
Acute respiratory infections

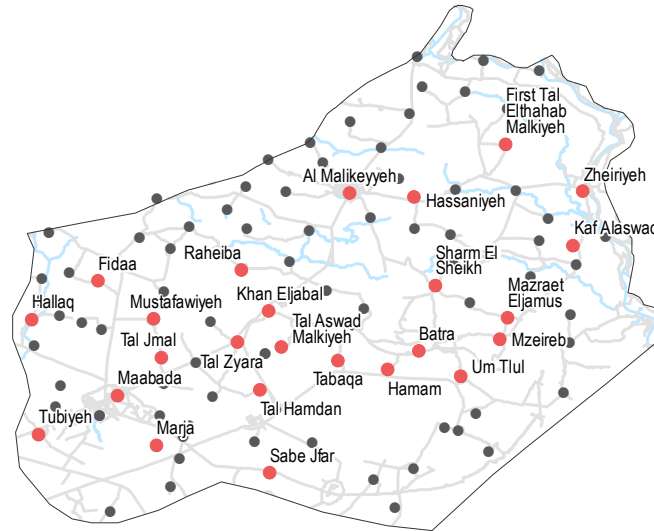
No facilities in the area
High cost of transportation
Services are too expensive

Displacement

- % of pre-conflict population remaining
- % of population that are female
- % of female-headed households
- IDPs living in village
- New IDP arrivals
- Returnees

Sub-district	% of pre-conflict population remaining	% of population that are female	% of female-headed households	IDPs living in village	New IDP arrivals	Returnees
Hamam	51-75%	51-75%	1-25%	Yes	No	No
Hassaniyeh	51-75%	26-50%	1-25%	Yes	No info	No
Kaf Alaswad	51-75%	51-75%	None	Yes	No info	No
Khan Eljabal	76-100%	51-75%	26-50%	Yes	No	Yes
Maabada	51-75%	26-50%	51-75%	Yes	No	No

•25/98 communities assessed (5 communities are shown on the previous factsheet, 15 communities are shown on the next three factsheets): Hamam, Hassaniyeh, Kaf Alaswad, Khan Eljabal, Maabada



NFIs

Sub-district	B	C	D	F
Hamam	NA	NA	NA	NA
Khan Eljabal	2200 SYP	2000 SYP	40 SYP	NA
Hassaniyeh	NA	NA	NA	NA
Maabada	2200 SYP	1900 SYP	500 SYP	60 SYP

- Most common electricity source
- Main network
 - Generator
 - No source
 - Solar alternative
 - Batteries
 - No information
- Fuel Prices (SYP)*
- B** Butane (cannister)
 - C** Coal (1kg)
 - D** Diesel (1 litre)
 - F** Firewood (1 tonne)
- NFI Prices (SYP)*
- Cement (50kg)
 - Floor mat (3*4m)
 - Plastic tarpaulin (1m²)
 - Tent (5 persons)
- NA: not available for purchase

Shelter

- Most common shelter
- Independent apartment or house
 - Shared apartment or house
 - Unfinished apartment or house
 - Tent
 - Private space not for shelter
 - Cave/natural shelter
 - Collective public space not for shelter
 - No IDPs
 - No information
- Min - Max: rent paid per room (where known)

Sub-district	NDPs	IDPs	Min - Max: rent paid per room (where known)
Hamam			No info
Khan Eljabal			5000 - 6000 SYP
Hassaniyeh			No info
Maabada			6000 - 6500 SYP
Kaf Alaswad			No info

Livelihoods

- Most common sources of income
- Most common strategies used to cope with lack of income / resources

Sub-district	Most common sources of income	Most common strategies used to cope with lack of income / resources
Hamam	Stable employment Business/trade Support from family/friends	Borrowing from family/friends
Hassaniyeh	Stable employment Farm owning Remittances	Borrowing from family/friends
Kaf Alaswad	Stable employment Daily employment Farm owning	Borrowing from family/friends Reducing meal size
Khan Eljabal	Stable employment Daily employment	Children sent to work/beg Borrowing from family/friends
Maabada	Stable employment Farm owning Business/trade	Children sent to work/beg Borrowing from family/friends

Kaf Alaswad

B	C	D	F
2200 SYP	NA	NA	NA

Sub-district	Most common strategies used to cope with a lack of fuel
Hamam	Burning productive assets
Hassaniyeh	No lack of fuel
Khan Eljabal	No lack of fuel
Kaf Alaswad	No lack of fuel
Maabada	No lack of fuel

Al Malikeyyeh 2/5, Al Hasakeh Governorate

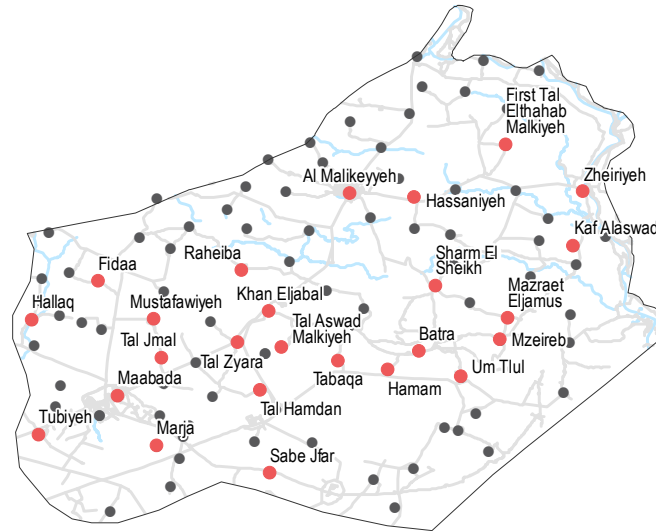
January 2018

WASH

- Most common water source
- Status of water source
 - Water is safe to drink
 - Water tastes/smells bad
 - People sick after drinking
 - No information
- Sufficiency of available water to meet household needs
 - Sufficient
 - Insufficient
 - No information
- Most common method of garbage disposal

- Hamam**
 - Network
 - Disposed at designated site
- Hassaniyeh**
 - Closed well
 - Disposed at designated site
- Kaf Alaswad**
 - Closed well
 - Disposed at designated site
- Khan Eljabal**
 - Network
 - Private paid collection
- Maabada**
 - Network
 - Public free collection

•25/98 communities assessed (5 communities are shown on the previous factsheet, 15 communities are shown on the next three factsheets): Hamam, Hassaniyeh, Kaf Alaswad, Khan Eljabal, Maabada



Food Security

Hamam

- Bread: no info
- Rice: 500 SYP
- Lentils: no info
- Sugar: 300 SYP
- Cooking oil: 500 SYP

- Shops
- Flour too expensive
- Private bakeries unavailable

Hassaniyeh

- Bread: no info
- Rice: no info
- Lentils: no info
- Sugar: no info
- Cooking oil: no info

- Bread is not available in the village
- No difficulties reported
- Private bakeries unavailable

Kaf Alaswad

- Bread: no info
- Rice: 500 SYP
- Lentils: 450 SYP
- Sugar: 400 SYP
- Cooking oil: 500 SYP

- Shops
- No difficulties reported
- Private bakeries unavailable

Khan Eljabal

- Bread: no info
- Rice: 500 SYP
- Lentils: 400 SYP
- Sugar: 500 SYP
- Cooking oil: 500 SYP

- Private bakeries
- Wheat not always available
- Flour not always available
- Insufficient electricity/fuel
- 1 to 10

Maabada

- Bread: 100 SYP
- Rice: 350 SYP
- Lentils: 350 SYP
- Sugar: 300 SYP
- Cooking oil: 500 SYP

- Public bakeries
- No difficulties reported
- 0

Main challenges to obtaining food

- No challenges
- Some foods unavailable
- Local production decreased
- Lack of access to markets
- Some foods expensive
- Lack of resources to buy food
- Lack of access to fuel
- Cooking fuel unavailable
- No information

Bread (public): 1 pack
Rice: 1kg
Lentils: 1kg
Sugar: 1kg
Cooking oil: 1 litre

Access to bread
Most common source of bread

Most common barriers to accessing bread
Number of days, per month, where bread from private bakeries was unavailable

Education

- Status of primary schools in village
 - Functioning
 - Not functioning
 - Not available
 - No information
- Barriers to accessing education services

- Kaf Alaswad**
Most children accessed education
- Khan Eljabal**
Most children accessed education
- Maabada**
Unsafe route to services

- Hamam**
Services are too far
Unsafe route to services
Curriculum not available in appropriate language
- Hassaniyeh**
Most children accessed education

Health

- Most common health problems
- Most common barriers to accessing healthcare

Community	Most common health problems	Most common barriers to accessing healthcare
Hamam	Chronic diseases Fever Severe diseases affecting those aged less than 5	No facilities in the area High cost of transportation Old age
Hassaniyeh	Diarrhoea Chronic diseases Severe diseases affecting those aged less than 5	No facilities in the area
Kaf Alaswad	Diarrhoea Acute respiratory infections Malnutrition	Security concerns around travel High cost of transportation Security concerns around entering facilities
Khan Eljabal	Chronic diseases Pregnancy related diseases Fever	Security concerns around travel High cost of transportation Services are too expensive
Maabada	Chronic diseases	Family not permitting travel

Al Malikeyyeh 3/5, Al Hasakeh Governorate

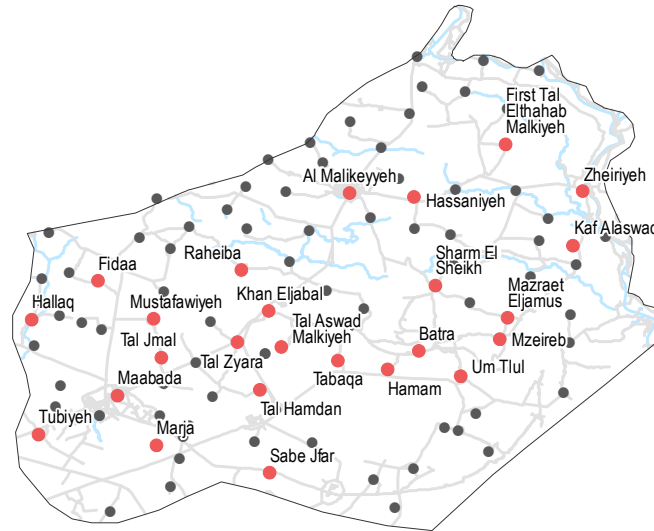
January 2018

Displacement

- % of pre-conflict population remaining
- % of population that are female
- % of female-headed households
- IDPs living in village
- New IDP arrivals
- Returnees

Community	% of pre-conflict population remaining	% of population that are female	% of female-headed households	IDPs living in village	New IDP arrivals	Returnees
Marja	51-75%	26-50%	1-25%	Yes	No info	No
Mazraet Eljamus	51-75%	51-75%	1-25%	Yes	No	No
Mustafawiyyeh	76-100%	51-75%	1-25%	Yes	No info	No
Mzeireb	26-50%	1-25%	1-25%	Yes	No	No
Raheiba	26-50%	26-50%	1-25%	Yes	No info	No

• 25/98 communities assessed (10 communities are shown on the previous two factsheets, 10 communities are shown on the next two factsheets): Marja, Mazraet Eljamus, Mustafawiyyeh, Mzeireb, Raheiba



Shelter

- Independent apartment or house
- Shared apartment or house
- Unfinished apartment or house
- Tent
- Private space not for shelter
- Cave/natural shelter
- Collective public space not for shelter
- No IDPs
- No information
- Min - Max: rent paid per room (where known)

Community	NDPs	IDPs
Marja		
Mzeireb		
Mazraet Eljamus		
Raheiba		
Mustafawiyyeh		

Livelihoods

- Most common sources of income
- Most common strategies used to cope with lack of income / resources

Community	Most common sources of income	Most common strategies used to cope with lack of income / resources
Marja	Stable employment Farm owning Remittances	No info
Mazraet Eljamus	Stable employment Daily employment Farm owning	Borrowing from family/friends Reducing meal size
Mustafawiyyeh	Stable employment Farm owning Remittances	Borrowing from family/friends Selling household assets
Mzeireb	Stable employment Daily employment Farm owning	Borrowing from family/friends Reducing meal size
Raheiba	Stable employment Farm owning Remittances	Selling household assets

NFIs

Community	B	C	D	F
Marja	B 2300 SYP	C NA	D 50 SYP	F NA
Mzeireb	B 2300 SYP	C NA	D NA	F NA
Mazraet Eljamus	B 2200 SYP	C NA	D NA	F NA
Raheiba	B 2100 SYP	C NA	D 40 SYP	F NA
Mustafawiyyeh	B NA	C NA	D NA	F NA

- Most common electricity source
- Main network
- Generator
- No source
- Solar alternative
- Batteries
- No information
- Fuel Prices (SYP)*
- B** Butane (cannister)
- C** Coal (1kg)
- D** Diesel (1 litre)
- F** Firewood (1 tonne)
- NFI Prices (SYP)*
- Cement (50kg)
- Floor mat (3*4m)
- Plastic tarpaulin (1m²)
- Tent (5 persons)
- NA: not available for purchase

Community	Most common strategies used to cope with a lack of fuel
Marja	No lack of fuel
Mazraet Eljamus	No lack of fuel
Mzeireb	No lack of fuel
Mustafawiyyeh	No lack of fuel
Raheiba	Burning furniture in use Burning productive assets Burning waste

Al Malikeyyeh 3/5, Al Hasakeh Governorate

January 2018

WASH

- Most common water source
- Status of water source
 - Water is safe to drink
 - Water tastes/smells bad
 - People sick after drinking
 - No information
- Sufficiency of available water to meet household needs
 - Sufficient
 - Insufficient
 - No information
- Most common method of garbage disposal

Marja

- Closed well
- Public free collection

Mazraet Eljamus

- Closed well
- Private paid collection

Mustafawiyyeh

- Network
- Disposed at designated site

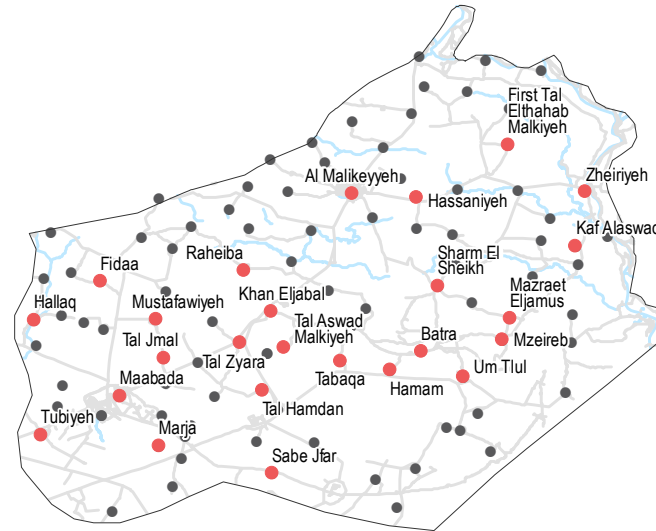
Mzeireb

- Closed well
- Buried / burned

Raheiba

- Network
- Disposed at designated site

• 25/98 communities assessed (10 communities are shown on the previous two factsheets, 10 communities are shown on the next two factsheets): Marja, Mazraet Eljamus, Mustafawiyyeh, Mzeireb, Raheiba



Education

- Status of primary schools in village
 - Functioning
 - Not functioning
 - Not available
 - No information
- Barriers to accessing education services

Mustafawiyyeh

Most children accessed education

Mzeireb

Most children accessed education

Marja

Most children accessed education

Mazraet Eljamus

Most children accessed education

Health

Most common health problems

Most common barriers to accessing healthcare

Marja

Chronic diseases
Pregnancy related diseases
Severe diseases affecting those aged less than 5

No facilities in the area
High cost of transportation

Mazraet Eljamus

Diarrhoea
Maternal health issues
Severe diseases affecting those aged less than 5

No facilities in the area
High cost of transportation

Mustafawiyyeh

Chronic diseases
Maternal health issues
Acute respiratory infections

No facilities in the area
High cost of transportation
Services are too expensive

Mzeireb

Diarrhoea
Pregnancy related diseases
Severe diseases affecting those aged less than 5

No facilities in the area

Raheiba

Chronic diseases
Acute respiratory infections
Symptoms of psychological trauma

No facilities in the area
High cost of transportation
Services are too expensive

Food Security

Marja

- Bread: no info
- Rice: 450 SYP
- Lentils: 350 SYP
- Sugar: 350 SYP
- Cooking oil: 600 SYP
- Shops
- No difficulties reported
- Private bakeries unavailable

Mazraet Eljamus

- Bread: no info
- Rice: 400 SYP
- Lentils: 300 SYP
- Sugar: 350 SYP
- Cooking oil: 500 SYP
- Shops
- No difficulties reported
- Private bakeries unavailable

Mustafawiyyeh

- Bread: no info
- Rice: 650 SYP
- Lentils: 350 SYP
- Sugar: 550 SYP
- Cooking oil: 560 SYP
- Shops
- Insufficient electricity/fuel
- Flour not always available
- Private bakeries unavailable

Mzeireb

- Bread: no info
- Rice: 550 SYP
- Lentils: 600 SYP
- Sugar: 450 SYP
- Cooking oil: 550 SYP
- Shops
- No difficulties reported
- Private bakeries unavailable

Raheiba

- Bread: no info
- Rice: 400 SYP
- Lentils: 300 SYP
- Sugar: 450 SYP
- Cooking oil: 550 SYP
- Shops
- No difficulties reported
- Private bakeries unavailable

Main challenges to obtaining food

- No challenges
- Some foods unavailable
- Local production decreased
- Lack of access to markets
- Some foods expensive
- Lack of resources to buy food
- Lack of access to fuel
- Cooking fuel unavailable
- No information

Bread (public): 1 pack
Rice: 1kg
Lentils: 1kg
Sugar: 1kg
Cooking oil: 1 litre

Access to bread

- Most common source of bread
- Most common barriers to accessing bread
- Number of days, per month, where bread from private bakeries was unavailable

Al Malikeyyeh 4/5, Al Hasakeh Governorate

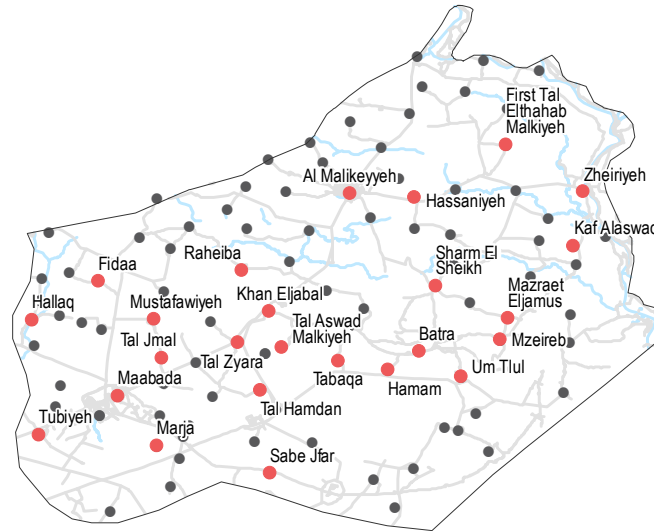
January 2018

Displacement

- % of pre-conflict population remaining
- % of population that are female
- % of female-headed households
- IDPs living in village
- New IDP arrivals
- Returnees

Community	% of pre-conflict population remaining	% of population that are female	% of female-headed households	IDPs living in village	New IDP arrivals	Returnees
Sabe Jfar	76-100%	26-50%	1-25%	Yes	No info	No
Sharm El Sheikh	51-75%	26-50%	1-25%	Yes	No info	Yes
Tabaqa	51-75%	51-75%	1-25%	Yes	No info	No
Tal Aswad Malkiyeh	51-75%	1-25%	1-25%	Yes	No info	No
Tal Hamdan	51-75%	26-50%	1-25%	Yes	No info	No

•25/98 communities assessed (15 communities are shown on the previous three factsheets, 5 communities are shown on the next factsheet): Sabe Jfar, Sharm El Sheikh, Tabaqa, Tal Aswad Malkiyeh, Tal Hamdan



Shelter

- Independent apartment or house
- Shared apartment or house
- Unfinished apartment or house
- Tent
- Private space not for shelter
- Cave/natural shelter
- Collective public space not for shelter
- No IDPs
- No information
- Min - Max: rent paid per room (where known)

Community	NDPs	IDPs
Sabe Jfar		
Tal Aswad Malkiyeh		
Sharm El Sheikh		
Tal Hamdan		
Tabaqa		

Livelihoods

- Most common sources of income
- Most common strategies used to cope with lack of income / resources

Community	Most common sources of income	Most common strategies used to cope with lack of income / resources
Sabe Jfar	Stable employment Remittances	No info
Sharm El Sheikh	Daily employment Farm owning Remittances	No info
Tabaqa	Daily employment Business/trade Remittances	Children sent to work/beg Borrowing from family/friends
Tal Aswad Malkiyeh	Daily employment Business/trade Support from family/friends	Borrowing from family/friends Selling household assets Reducing meal size
Tal Hamdan	Stable employment Farm owning Business/trade	No info

NFIs

Community	Electricity source	Fuel Prices (SYP)*	NFI Prices (SYP)*
Sabe Jfar	B 2200 SYP C NA D 60 SYP F 10000 SYP	B 2500 SYP C 6000 SYP D 1000 SYP F NA	B NA C NA D NA F 45000 SYP
Tal Aswad Malkiyeh	B 2300 SYP C NA D 50 SYP F NA	B NA C NA D NA F NA	B NA C NA D NA F NA
Sharm El Sheikh	B NA C NA D NA F NA	B NA C NA D NA F NA	B NA C NA D NA F NA
Tal Hamdan	B 2300 SYP C NA D NA F NA	B NA C NA D NA F NA	B NA C NA D NA F NA
Tabaqa	B NA C NA D NA F NA	B NA C NA D NA F NA	B NA C NA D NA F NA

- Most common electricity source
- Main network
- Generator
- No source
- Solar alternative
- Batteries
- No information
- Fuel Prices (SYP)*
- B** Butane (cannister)
- C** Coal (1kg)
- D** Diesel (1 litre)
- F** Firewood (1 tonne)
- NFI Prices (SYP)*
- Cement (50kg)
- Floor mat (3*4m)
- Plastic tarpaulin (1m²)
- Tent (5 persons)
- NA: not available for purchase

Community	Most common strategies used to cope with a lack of fuel
Sabe Jfar	No lack of fuel
Sharm El Sheikh	Burning furniture in use Burning productive assets
Tabaqa	Burning productive assets
Tal Aswad Malkiyeh	No lack of fuel
Tal Hamdan	Burning furniture in use

Al Malikeyyeh 4/5, Al Hasakeh Governorate

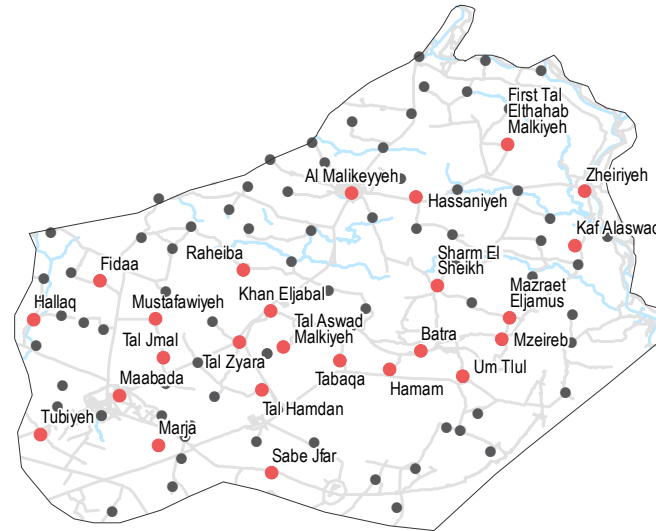
January 2018

WASH

- Most common water source
- Status of water source
 - Water is safe to drink
 - Water tastes/smells bad
 - People sick after drinking
 - No information
- Sufficiency of available water to meet household needs
 - Sufficient
 - Insufficient
 - No information
- Most common method of garbage disposal

- Sabe Jfar**
 - Network
 - Disposed at designated site
- Sharm El Sheikh**
 - Closed well
 - Public free collection
- Tabaqa**
 - Closed well
 - Buried / burned
- Tal Aswad Malkiyeh**
 - Network
 - Left in street / public area
- Tal Hamdan**
 - Network
 - Disposed at designated site

•25/98 communities assessed (15 communities are shown on the previous three factsheets, 5 communities are shown on the next factsheet): Sabe Jfar, Sharm El Sheikh, Tabaqa, Tal Aswad Malkiyeh, Tal Hamdan



Food Security

Sabe Jfar

- Bread: no info
- Rice: 500 SYP
- Lentils: 400 SYP
- Sugar: 500 SYP
- Cooking oil: 500 SYP
- Shops
- No difficulties reported
- Private bakeries unavailable

Sharm El Sheikh

- Bread: no info
- Rice: 450 SYP
- Lentils: 500 SYP
- Sugar: 400 SYP
- Cooking oil: 450 SYP
- Shops
- No difficulties reported
- Private bakeries unavailable

Tabaqa

- Bread: no info
- Rice: 550 SYP
- Lentils: 250 SYP
- Sugar: 400 SYP
- Cooking oil: 300 SYP
- Homemade
- Wheat not always available
- Yeast not always available
- High price of electricity/fuel
- 21 or more

Tal Aswad Malkiyeh

- Bread: no info
- Rice: 300 SYP
- Lentils: 200 SYP
- Sugar: 350 SYP
- Cooking oil: 200 SYP
- Shops
- Flour too expensive
- 0

Tal Hamdan

- Bread: no info
- Rice: 300 SYP
- Lentils: 300 SYP
- Sugar: 300 SYP
- Cooking oil: 400 SYP
- Shops
- No difficulties reported
- Private bakeries unavailable

Main challenges to obtaining food

- No challenges
- Some foods unavailable
- Local production decreased
- Lack of access to markets
- Some foods expensive
- Lack of resources to buy food
- Lack of access to fuel
- Cooking fuel unavailable
- No information

Bread (public): 1 pack
Rice: 1kg
Lentils: 1kg
Sugar: 1kg
Cooking oil: 1 litre

Access to bread
Most common source of bread

Most common barriers to accessing bread

Number of days, per month, where bread from private bakeries was unavailable

Education

- Status of primary schools in village
 - Functioning
 - Not functioning
 - Not available
 - No information
- Barriers to accessing education services

- Tabaqa**
Most children accessed education
- Tal Aswad Malkiyeh**
Most children accessed education
- Tal Hamdan**
Most children accessed education

Sabe Jfar
Most children accessed education

Sharm El Sheikh
Lack of teaching staff
No spaces available
Parents do not approve of curriculum

Health

- Most common health problems
- Most common barriers to accessing healthcare

Sabe Jfar

- Chronic diseases
- Maternal health issues
- Acute respiratory infections
- No facilities in the area
- High cost of transportation
- Services are too expensive

Sharm El Sheikh

- Chronic diseases
- Acute respiratory infections
- Symptoms of psychological trauma
- No facilities in the area
- Security concerns around travel
- High cost of transportation

Tabaqa

- Chronic diseases
- Severe diseases affecting those aged less than 5
- Symptoms of psychological trauma
- High cost of transportation

Tal Aswad Malkiyeh

- Disabilities
- Chronic diseases
- Severe diseases affecting those aged less than 5
- No facilities in the area
- High cost of transportation
- Services are too expensive

Tal Hamdan

- Diarrhoea
- Maternal health issues
- Acute respiratory infections
- No facilities in the area
- Services are too expensive

Al Malikeyyeh 5/5, Al Hasakeh Governorate

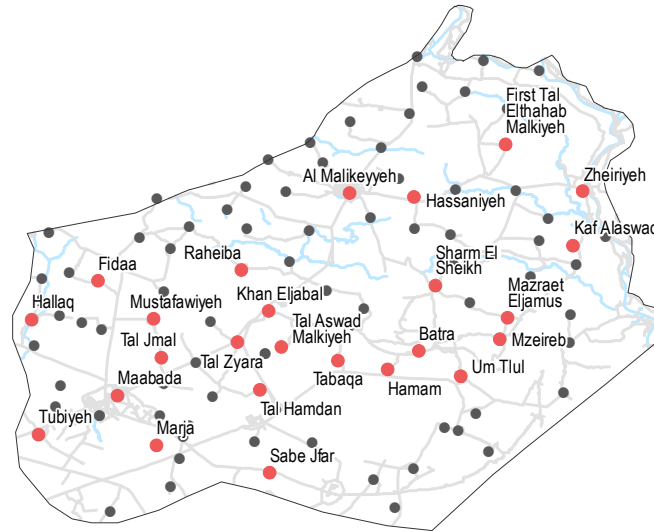
January 2018

Displacement

- % of pre-conflict population remaining
- % of population that are female
- % of female-headed households
- IDPs living in village
- New IDP arrivals
- Returnees

Sub-district	% of pre-conflict population remaining	% of population that are female	% of female-headed households	IDPs living in village	New IDP arrivals	Returnees
Tal Jmal	51-75%	51-75%	1-25%	Yes	No info	No
Tal Zyara	51-75%	51-75%	26-50%	Yes	No	Yes
Tubiyeh	51-75%	76-100%	1-25%	Yes	No info	Yes
Um Tlul	76-100%	51-75%	1-25%	Yes	No info	No
Zheiriyeh	76-100%	51-75%	1-25%	Yes	No info	No

• 25/98 communities assessed (20 communities are shown on the previous four factsheets): Tal Jmal, Tal Zyara, Tubiyeh, Um Tlul, Zheiriyeh



NFIs

Sub-district	Lightbulb (Main network)	Generator	No source	Solar alternative	Batteries	No information
Tal Jmal	B NA	C NA	D NA	F NA		
Um Tlul	B 2700 SYP	C NA	D 90 SYP	F NA		
Tal Zyara	B 2200 SYP	C NA	D 40 SYP	F NA		
Zheiriyeh	B NA	C NA	D NA	F NA		
Tubiyeh	B 2400 SYP	C NA	D NA	F NA		

- Most common electricity source
- Main network
 - Generator
 - No source
 - Solar alternative
 - Batteries
 - No information
- Fuel Prices (SYP)*
- B** Butane (cannister)
 - C** Coal (1kg)
 - D** Diesel (1 litre)
 - F** Firewood (1 tonne)
- NFI Prices (SYP)*
- Cement (50kg)
 - Floor mat (3*4m)
 - Plastic tarpaulin (1m²)
 - Tent (5 persons)
- NA: not available for purchase

Shelter

- Most common shelter
- Independent apartment or house
 - Shared apartment or house
 - Unfinished apartment or house
 - Tent
 - Private space not for shelter
 - Cave/natural shelter
 - Collective public space not for shelter
 - No IDPs
 - No information
- Min - Max: rent paid per room (where known)

Sub-district	NDPs	IDPs
Tal Jmal		
Um Tlul		
Tal Zyara		
Zheiriyeh		
Tubiyeh		

Livelihoods

- Most common sources of income
- Most common strategies used to cope with lack of income / resources

Sub-district	Most common sources of income	Most common strategies used to cope with lack of income / resources
Tal Jmal	Farm owning Business/trade Remittances	Children sent to work/beg Borrowing from family/friends
Tal Zyara	Stable employment Business/trade Remittances	No info
Tubiyeh	Stable employment Farm owning Support from family/friends	Borrowing from family/friends Skipping meals
Um Tlul	Daily employment Farm owning Business/trade	No info
Zheiriyeh	Stable employment Farm owning Business/trade	No info

Sub-district	Most common strategies used to cope with a lack of fuel
Tal Jmal	Burning productive assets
Tal Zyara	Burning furniture not in use Burning furniture in use
Um Tlul	No lack of fuel
Tubiyeh	Burning clothes
Zheiriyeh	No lack of fuel

Al Malikeyyeh 5/5, Al Hasakeh Governorate

January 2018

WASH

- Most common water source**
- Water is safe to drink
 - Water tastes/smells bad
 - People sick after drinking
 - No information
- Sufficiency of available water to meet household needs**
- Sufficient
 - Insufficient
 - No information
- Most common method of garbage disposal**
- Disposed at designated site
 - Buried / burned

Tal Jmal

- Network
- Disposed at designated site

Tal Zyara

- Network
- Private paid collection

Tubiyeh

- Network
- Disposed at designated site

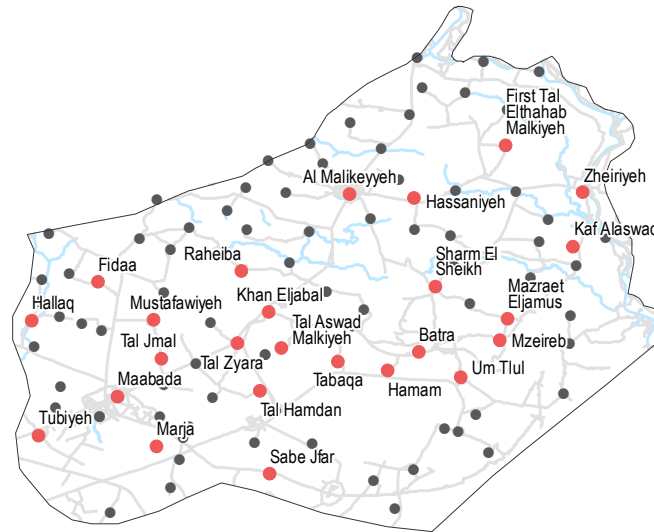
Um Tlul

- Closed well
- Buried / burned

Zheiriyyeh

- Network
- Private paid collection

• 25/98 communities assessed (20 communities are shown on the previous four factsheets): Tal Jmal, Tal Zyara, Tubiyeh, Um Tlul, Zheiriyyeh



Education

- Status of primary schools in village**
- Functioning
 - Not functioning
 - Not available
 - No information
- Barriers to accessing education services**
- Most children accessed education

Tubiyeh

Most children accessed education

Um Tlul

Most children accessed education

Zheiriyyeh

Most children accessed education

Tal Jmal

Most children accessed education

Tal Zyara

Most children accessed education

Health



Most common health problems



Most common barriers to accessing healthcare

Tal Jmal

Chronic diseases
Symptoms of psychological trauma

No facilities in the area
High cost of transportation

Tal Zyara

Chronic diseases

No facilities in the area
Lack of transportation
Services are too expensive

Tubiyeh

Disabilities
Chronic diseases
Polio

No facilities in the area
High cost of transportation
Disability/Injuries/Illness

Um Tlul

Pregnancy related diseases
Acute respiratory infections
Severe diseases affecting those aged less than 5

No facilities in the area
Security concerns around travel
Services are too expensive

Zheiriyyeh

Diarrhoea
Chronic diseases
Severe diseases affecting those aged less than 5

No facilities in the area
High cost of transportation
Services are too expensive

Food Security

Tal Jmal

- Bread: no info
- Rice: 500 SYP
- Lentils: no info
- Sugar: 375 SYP
- Cooking oil: 560 SYP



Shops

Yeast not always available
Flour not always available
High price of yeast

11 to 20

Tal Zyara

- Bread: no info
- Rice: 500 SYP
- Lentils: 500 SYP
- Sugar: 400 SYP
- Cooking oil: 500 SYP



Private bakeries

No difficulties reported

0

Tubiyeh

- Bread: no info
- Rice: 550 SYP
- Lentils: 350 SYP
- Sugar: 325 SYP
- Cooking oil: 600 SYP



Private bakeries

High price of flour
Flour not always available
High price of wheat

1 to 10

Um Tlul

- Bread: no info
- Rice: 500 SYP
- Lentils: 250 SYP
- Sugar: 500 SYP
- Cooking oil: 650 SYP



Shops

No difficulties reported

Private bakeries unavailable

Zheiriyyeh

- Bread: no info
- Rice: 500 SYP
- Lentils: 450 SYP
- Sugar: 275 SYP
- Cooking oil: no info



Shops

No difficulties reported

Private bakeries unavailable

Main challenges to obtaining food

- No challenges
- Some foods unavailable
- Local production decreased
- Lack of access to markets
- Some foods expensive
- Lack of resources to buy food
- Lack of access to fuel
- Cooking fuel unavailable
- No information

Bread (public): 1 pack
Rice: 1kg
Lentils: 1 kg
Sugar: 1kg
Cooking oil: 1 litre

Access to bread

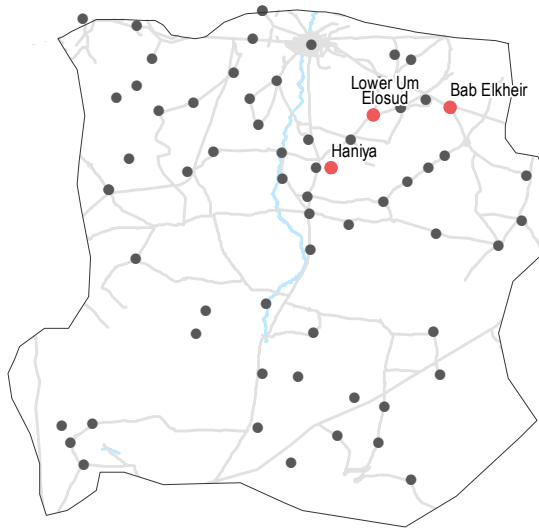
- Most common source of bread
- Most common barriers to accessing bread
- Number of days, per month, where bread from private bakeries was unavailable

Displacement

- % of pre-conflict population remaining
- % of population that are female
- % of female-headed households
- IDPs living in village
- New IDP arrivals
- Returnees

Bab Elkheir		
76-100%	51-75%	1-25%
Yes	No info	No
Haniya		
76-100%	1-25%	1-25%
Yes	No info	No
Lower Um Elosud		
76-100%	26-50%	None
Yes	No info	No

• 3/60 communities assessed : Bab Elkheir, Haniya, Lower Um Elosud



Shelter

- Independent apartment or house
- Shared apartment or house
- Unfinished apartment or house
- Tent
- Private space not for shelter
- Cave/natural shelter
- Collective public space not for shelter
- No IDPs
- No information
- Min - Max: rent paid per room (where known)

Bab Elkheir	
NDPs	IDPs
No info	
Haniya	
NDPs	IDPs
No info	
Lower Um Elosud	
NDPs	IDPs
No info	

Livelihoods

- Most common sources of income
- Most common strategies used to cope with lack of income / resources

Bab Elkheir	Stable employment Farm owning Remittances	Taking loans/buying on credit Reducing meal size
Haniya	Stable employment Farm owning Remittances	Children sent to work/beg Reducing meal size
Lower Um Elosud	Daily employment Farm owning Business/trade	Borrowing from family/friends

NFIs

Bab Elkheir

B 2200 SYP	NA
C 800 SYP	6500 SYP
D 60 SYP	900 SYP
F NA	NA

Haniya

B NA	NA
C NA	NA
D NA	NA
F NA	NA

Lower Um Elosud

B NA	NA
C NA	NA
D NA	NA
F NA	NA

Bab Elkheir

Burning furniture in use
 Burning productive assets
 Burning plastics

Haniya

Burning furniture not in use
 Burning productive assets

Lower Um Elosud

No lack of fuel

Most common electricity source

- Main network
- Generator
- No source
- Solar alternative
- Batteries
- No information

Fuel Prices (SYP)*

- B** Butane (cannister)
- C** Coal (1kg)
- D** Diesel (1 litre)
- F** Firewood (1 tonne)

NFI Prices (SYP)*

- Cement (50kg)
- Floor mat (3*4m)
- Plastic tarpaulin (1m²)
- Tent (5 persons)

NA: not available for purchase

Most common strategies used to cope with a lack of fuel

WASH

- Most common water source**
- Status of water source**
- Water is safe to drink
 - Water tastes/smells bad
 - People sick after drinking
 - No information
- Sufficiency of available water to meet household needs**
- Sufficient
 - Insufficient
 - No information
- Most common method of garbage disposal**

- Bab Elkheir**
- Closed well
 - Buried / burned
- Haniya**
- Network
 - Private paid collection
- Lower Um Elosud**
- Closed well
 - Disposed at designated site

• 3/60 communities assessed : Bab Elkheir, Haniya, Lower Um Elosud



Education

- Status of primary schools in village**
- Functioning
 - Not functioning
 - Not available
 - No information
- Barriers to accessing education services**

Lower Um Elosud
 Most children accessed education

Bab Elkheir
 Lack of teaching staff
 Parents do not approve of curriculum
 Curriculum not available in appropriate language

Haniya
 Most children accessed education

Health

- Most common health problems**
- Most common barriers to accessing healthcare**

Bab Elkheir

Diarrhoea
 Chronic diseases
 Pregnancy related diseases

No facilities in the area
 High cost of transportation
 Old age

Haniya

Diarrhoea
 Maternal health issues
 Acute respiratory infections

No difficulties reported

Lower Um Elosud

Acute respiratory infections
 Severe diseases affecting those aged less than 5

No facilities in the area
 High cost of transportation
 Services are too expensive

Food Security

Bab Elkheir

Bread: no info
 Rice: 550 SYP
 Lentils: 250 SYP
 Sugar: 375 SYP
 Cooking oil: 600 SYP

- Shops
- No difficulties reported
- Private bakeries unavailable

Haniya

Bread: no info
 Rice: 450 SYP
 Lentils: 250 SYP
 Sugar: no info
 Cooking oil: 350 SYP

- Bread is not available in the village
- Flour too expensive
- Private bakeries unavailable

Lower Um Elosud

Bread: no info
 Rice: no info
 Lentils: no info
 Sugar: no info
 Cooking oil: no info

- Bread is not available in the village
- Insufficient electricity/fuel
- Flour not always available
- Private bakeries unavailable

Main challenges to obtaining food

- No challenges
- Some foods unavailable
- Local production decreased
- Lack of access to markets
- Some foods expensive
- Lack of resources to buy food
- Lack of access to fuel
- Cooking fuel unavailable
- No information

Bread (public): 1 pack
 Rice: 1kg
 Lentils: 1kg
 Sugar: 1kg
 Cooking oil: 1 litre

- Access to bread**
- Most common source of bread
 - Most common barriers to accessing bread
 - Number of days, per month, where bread from private bakeries was unavailable

Be'r Al Hulo Al Wardeyyeh, Al Hasakeh Governorate

January 2018

Displacement

- % of pre-conflict population remaining
- % of population that are female
- % of female-headed households
- IDPs living in village
- New IDP arrivals
- Returnees

Tal Brak

- 76-100% 1-25% 1-25%
- Yes No info No

• 1/40 community assessed : Tal Brak



NFIs

Tal Brak

- B** 3500 SYP 2000 SYP
- C** NA 5000 SYP
- D** 80 SYP NA
- F** NA NA

Most common electricity source

- Main network
- Generator
- No source
- Solar alternative
- Batteries
- No information

Fuel Prices (SYP)*

- B** Butane (cannister)
- C** Coal (1kg)
- D** Diesel (1 litre)
- F** Firewood (1 tonne)

NFI Prices (SYP)*

- Cement (50kg)
- Floor mat (3*4m)
- Plastic tarpaulin (1m²)
- Tent (5 persons)

NA: not available for purchase

Shelter

- Most common shelter
 - Independent apartment or house
 - Shared apartment or house
 - Unfinished apartment or house
 - Tent
 - Private space not for shelter
 - Cave/natural shelter
 - Collective public space not for shelter
 - No IDPs
 - No information
- Min - Max: rent paid per room (where known)

Tal Brak

- NDPs IDPs
- 4000 - 6000 SYP

Livelihoods

Most common sources of income

- Tal Brak
- Stable employment
 - Farm owning
 - Business/trade

Most common strategies used to cope with lack of income / resources

- High risk/illegal work
- Skipping meals
- Reducing meal size

Tal Brak

No lack of fuel

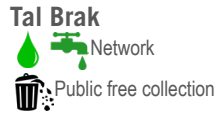
Most common strategies used to cope with a lack of fuel

Be'r Al Hulo Al Wardeyyeh, Al Hasakeh Governorate

January 2018

WASH

- Most common water source
- Status of water source
 - Water is safe to drink
 - Water tastes/smells bad
 - People sick after drinking
 - No information
- Sufficiency of available water to meet household needs
 - Sufficient
 - Insufficient
 - No information
- Most common method of garbage disposal



• 1/40 community assessed : Tal Brak



Food Security

Tal Brak

- Bread: 80 SYP
- Rice: 850 SYP
- Lentils: 400 SYP
- Sugar: 750 SYP
- Cooking oil: 800 SYP

- Public bakeries
- No difficulties reported
- 0

Main challenges to obtaining food

- No challenges
- Some foods unavailable
- Local production decreased
- Lack of access to markets
- Some foods expensive
- Lack of resources to buy food
- Lack of access to fuel
- Cooking fuel unavailable
- No information

- Bread (public): 1 pack
- Rice: 1kg
- Lentils: 1 kg
- Sugar: 1kg
- Cooking oil: 1 litre

Access to bread

- Most common source of bread
- Most common barriers to accessing bread
- Number of days, per month, where bread from private bakeries was unavailable

Education

- Status of primary schools in village
 - Functioning
 - Not functioning
 - Not available
 - No information
- Barriers to accessing education services

Tal Brak
Most children accessed education

Health

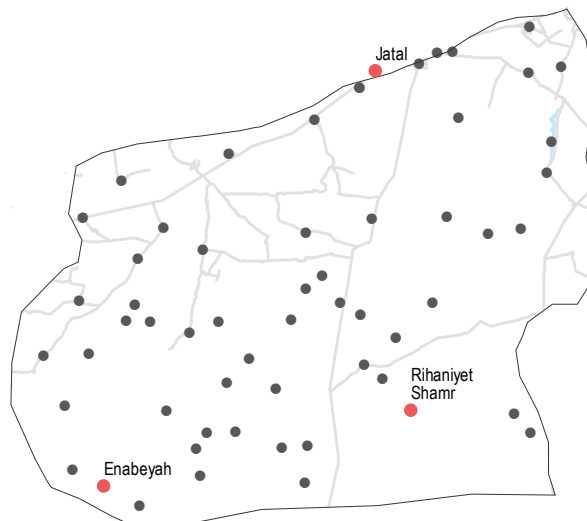
- Most common health problems
 - Severe diseases affecting those aged less than 5
- Most common barriers to accessing healthcare
 - High cost of transportation
 - Services are too expensive

Displacement

- % of pre-conflict population remaining
- % of population that are female
- % of female-headed households
- IDPs living in village
- New IDP arrivals
- Returnees

Enabeyah		
51-75%	1-25%	1-25%
Yes	No info	No
Jatal		
51-75%	26-50%	None
Yes	No	No
Rihaniyet Shamr		
51-75%	26-50%	None
Yes	No	No

• 3/56 communities assessed : Enabeyah, Jatal, Rihaniyet Shamr



Shelter

- Independent apartment or house
- Shared apartment or house
- Unfinished apartment or house
- Tent
- Private space not for shelter
- Cave/natural shelter
- Collective public space not for shelter
- No IDPs
- No information
- Min - Max: rent paid per room (where known)

Enabeyah	
NDPs	IDPs
No info	
Jatal	
NDPs	IDPs
7000 - 12000 SYP	
Rihaniyet Shamr	
NDPs	IDPs
No info	

Livelihoods

Most common sources of income

Most common strategies used to cope with lack of income / resources

Community	Most common sources of income	Most common strategies used to cope with lack of income / resources
Enabeyah	Stable employment Farm owning Business/trade	Borrowing from family/friends
Jatal	Stable employment Farm owning Remittances	Borrowing from family/friends High risk/illegal work Selling household assets
Rihaniyet Shamr	Farm owning	No info

NFIs

Enabeyah

B 2900 SYP	NA
C NA	NA
D NA	NA
F NA	NA

Jatal

B 2200 SYP	1900 SYP
C NA	6000 SYP
D 42 SYP	900 SYP
F NA	5000 SYP

Rihaniyet Shamr

B 2500 SYP	NA
C NA	NA
D NA	NA
F NA	NA

Enabeyah

No lack of fuel

Jatal

Burning furniture not in use
 Burning productive assets
 Burning plastics

Rihaniyet Shamr

Burning productive assets

Most common electricity source

- Main network
- Generator
- No source
- Solar alternative
- Batteries
- No information

Fuel Prices (SYP)*

- B** Butane (cannister)
- C** Coal (1kg)
- D** Diesel (1 litre)
- F** Firewood (1 tonne)

NFI Prices (SYP)*

- Cement (50kg)
- Floor mat (3*4m)
- Plastic tarpaulin (1m²)
- Tent (5 persons)
- NA: not available for purchase

Most common strategies used to cope with a lack of fuel

WASH

- Most common water source**
- Status of water source**
- Water is safe to drink
 - Water tastes/smells bad
 - People sick after drinking
 - No information
- Sufficiency of available water to meet household needs**
- Sufficient
 - Insufficient
 - No information
- Most common method of garbage disposal**

Enabeyah

- Network
- Public free collection

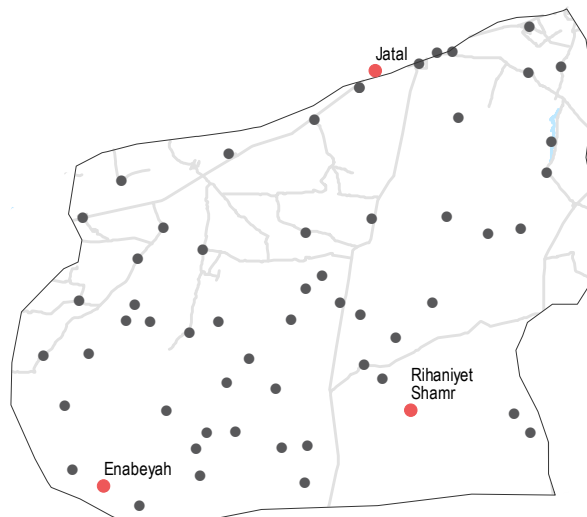
Jatal

- Closed well
- Public free collection

Rihaniyet Shamr

- Water trucking
- Disposed at designated site

• 3/56 communities assessed : Enabeyah, Jatal, Rihaniyet Shamr



Education

- Status of primary schools in village**
- Functioning
 - Not functioning
 - Not available
 - No information
- Barriers to accessing education services**

- Rihaniyet Shamr**
- Services are too far

Enabeyah

Most children accessed education

Jatal

Most children accessed education

Health

- Most common health problems**

- Most common barriers to accessing healthcare**

Enabeyah

- Disabilities
- Chronic diseases
- Severe diseases affecting those aged less than 5

- No facilities in the area
- High cost of transportation
- Services are too expensive

Jatal

- Communicable diseases
- Chronic diseases
- Acute respiratory infections

- No facilities in the area
- High cost of transportation
- Services are too expensive

Rihaniyet Shamr

- Chronic diseases
- Pregnancy related diseases
- Severe diseases affecting those aged less than 5

- No facilities in the area
- High cost of transportation
- Lack of transportation

Food Security

Enabeyah

- Bread: no info
- Rice: 600 SYP
- Lentils: 350 SYP
- Sugar: 450 SYP
- Cooking oil: 900 SYP
- Private bakeries
- Insufficient electricity/fuel
- Flour not always available
- High price of electricity/fuel
- 1 to 10

Jatal

- Bread: no info
- Rice: 500 SYP
- Lentils: 300 SYP
- Sugar: 300 SYP
- Cooking oil: 500 SYP
- Homemade
- Insufficient electricity/fuel
- Private bakeries unavailable

Rihaniyet Shamr

- Bread: no info
- Rice: 450 SYP
- Lentils: 400 SYP
- Sugar: 400 SYP
- Cooking oil: 500 SYP
- Homemade
- No difficulties reported
- Private bakeries unavailable

Main challenges to obtaining food

- No challenges
- Some foods unavailable
- Local production decreased
- Lack of access to markets
- Some foods expensive
- Lack of resources to buy food
- Lack of access to fuel
- Cooking fuel unavailable
- No information

Bread (public): 1 pack
 Rice: 1kg
 Lentils: 1kg
 Sugar: 1kg
 Cooking oil: 1 litre

Access to bread

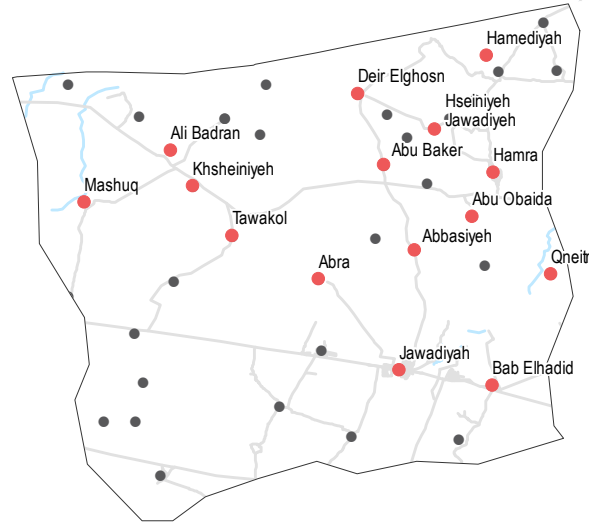
- Most common source of bread
- Most common barriers to accessing bread
- Number of days, per month, where bread from private bakeries was unavailable

Displacement

- % of pre-conflict population remaining
- % of population that are female
- % of female-headed households
- IDPs living in village
- New IDP arrivals
- Returnees

Community	% of pre-conflict population remaining	% of population that are female	% of female-headed households	IDPs living in village	New IDP arrivals	Returnees
Abbasiyeh	51-75%	26-50%	1-25%	Yes	No info	No
Abra	51-75%	26-50%	26-50%	Yes	No info	No
Abu Baker	76-100%	26-50%	1-25%	Yes	No info	No
Abu Obaida	26-50%	26-50%	1-25%	Yes	No	No

• 16/38 communities assessed (12 communities are shown on the next three factsheets): Abbasiyeh, Abra, Abu Baker, Abu Obaida



Shelter

- Independent apartment or house
- Shared apartment or house
- Unfinished apartment or house
- Tent
- Private space not for shelter
- Cave/natural shelter
- Collective public space not for shelter
- No IDPs
- No information
- Min - Max: rent paid per room (where known)

Community	NDPs	IDPs
Abbasiyeh		
Abra		
Abu Baker		
Abu Obaida		

Livelihoods

Most common sources of income

Most common strategies used to cope with lack of income / resources

Community	Most common sources of income	Most common strategies used to cope with lack of income / resources
Abbasiyeh	Stable employment Farm owning Remittances	Borrowing from family/friends
Abra	Stable employment Business/trade Support from family/friends	Adults begging Borrowing from family/friends Skipping meals
Abu Baker	Stable employment Farm owning Remittances	No info
Abu Obaida	Daily employment Farm owning Business/trade	Skipping meals Reducing meal size

NFIs

Community	B	C	D	F
Abbasiyeh	B 2100 SYP	C 875 SYP	D 40 SYP	F NA
Abra	B 2200 SYP	C NA	D NA	F NA
Abu Baker	B NA	C NA	D NA	F NA

Abbasiyeh
No lack of fuel

Abra
No lack of fuel

Abu Baker
No lack of fuel

Abu Obaida

B	C	D	F
B 2000 SYP	C NA	D NA	F NA

- Most common electricity source
- Main network
 - Generator
 - No source
 - Solar alternative
 - Batteries
 - No information
- Fuel Prices (SYP)*
- B** Butane (cannister)
 - C** Coal (1kg)
 - D** Diesel (1 litre)
 - F** Firewood (1 tonne)
- NFI Prices (SYP)*
- Cement (50kg)
 - Floor mat (3*4m)
 - Plastic tarpaulin (1m²)
 - Tent (5 persons)
- NA: not available for purchase

Most common strategies used to cope with a lack of fuel

Abu Obaida
Burning productive assets
Burning clothes
Burning plastics

WASH

- Most common water source**
- Water is safe to drink
 - Water tastes/smells bad
 - People sick after drinking
 - No information
- Sufficiency of available water to meet household needs**
- Sufficient
 - Insufficient
 - No information
- Most common method of garbage disposal**
- Private paid collection
 - Public free collection

Abbasiyeh

- Closed well
- Private paid collection

Abra

- Network
- Private paid collection

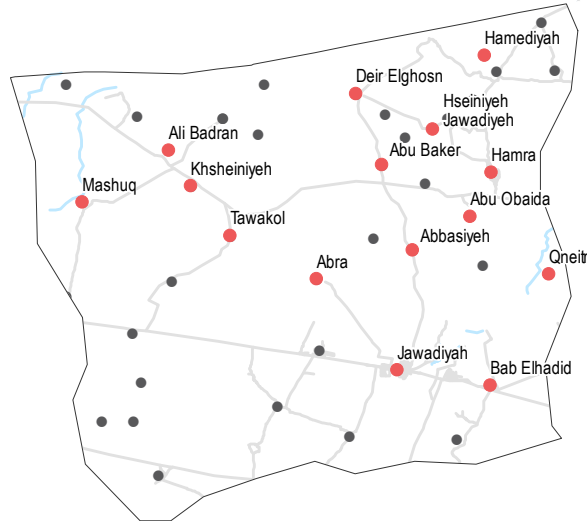
Abu Baker

- Closed well
- Private paid collection

Abu Obaida

- Network
- Public free collection

• 16/38 communities assessed (12 communities are shown on the next three factsheets): Abbasiyeh, Abra, Abu Baker, Abu Obaida



Food Security

Abbasiyeh

- Bread: no info
- Rice: 600 SYP
- Lentils: 400 SYP
- Sugar: 400 SYP
- Cooking oil: 600 SYP
- Shops
- High price of flour
- Flour not always available

Abra

- Bread: no info
- Rice: 350 SYP
- Lentils: 400 SYP
- Sugar: 300 SYP
- Cooking oil: 550 SYP
- Private bakeries
- Electricity/fuel too expensive

Abu Baker

- Bread: no info
- Rice: no info
- Lentils: no info
- Sugar: no info
- Cooking oil: no info
- Bread is not available in the village
- No difficulties reported
- Private bakeries unavailable

Abu Obaida

- Bread: no info
- Rice: 600 SYP
- Lentils: 400 SYP
- Sugar: 350 SYP
- Cooking oil: 300 SYP
- Shops
- High price of flour
- Flour not always available
- Insufficient electricity/fuel
- Private bakeries unavailable

Main challenges to obtaining food

- No challenges
- Some foods unavailable
- Local production decreased
- Lack of access to markets
- Some foods expensive
- Lack of resources to buy food
- Lack of access to fuel
- Cooking fuel unavailable
- No information

Bread (public): 1 pack
 Rice: 1kg
 Lentils: 1kg
 Sugar: 1kg
 Cooking oil: 1 litre

Access to bread
 Most common source of bread

Most common barriers to accessing bread
 Number of days, per month, where bread from private bakeries was unavailable

Education

- Status of primary schools in village**
- Functioning
 - Not functioning
 - Not available
 - No information
- Barriers to accessing education services**

Abu Baker

Most children accessed education

Abu Obaida

Services not accessible

Abbasiyeh

Most children accessed education

Abra

Most children accessed education

Health

Most common health problems

- Disabilities
- Chronic diseases
- Maternal health issues

Most common barriers to accessing healthcare

- No facilities in the area
- High cost of transportation
- Services are too expensive

Abbasiyeh

- Disabilities
- Chronic diseases

- No facilities in the area
- High cost of transportation

Abra

- Chronic diseases
- Pregnancy related diseases
- Severe diseases affecting those aged less than 5

- No facilities in the area
- High cost of transportation
- Services are too expensive

Abu Baker

Abu Obaida

- Disabilities
- Chronic diseases
- Pregnancy related diseases

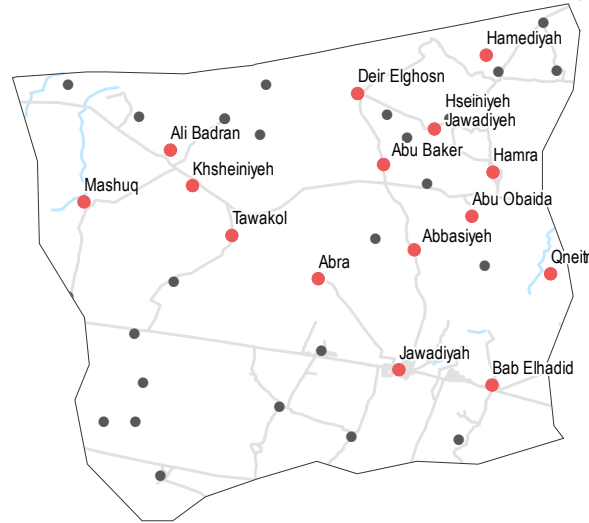
- No facilities in the area
- Lack of transportation
- Services are too expensive

Displacement

- % of pre-conflict population remaining
- % of population that are female
- % of female-headed households
- IDPs living in village
- New IDP arrivals
- Returnees

Community	% of pre-conflict population remaining	% of population that are female	% of female-headed households	IDPs living in village	New IDP arrivals	Returnees
Ali Badran	26-50%	26-50%	1-25%	Yes	No info	No
Bab Elhadid	51-75%	26-50%	1-25%	Yes	No info	No
Chasanyeh	26-50%	1-25%	1-25%	Yes	No info	No
Deir Elghosn	51-75%	51-75%	1-25%	Yes	No info	No

- 16/38 communities assessed (4 communities are shown on the previous factsheet, 8 communities are shown on the next two factsheets): Ali Badran, Bab Elhadid, Chasanyeh, Deir Elghosn



Shelter

- Independent apartment or house
- Shared apartment or house
- Unfinished apartment or house
- Tent
- Private space not for shelter
- Cave/natural shelter
- Collective public space not for shelter
- No IDPs
- No information
- Min - Max: rent paid per room (where known)

Community	NDPs	IDPs
Ali Badran		
Deir Elghosn		
Bab Elhadid		
Chasanyeh		

Livelihoods

Most common sources of income

Most common strategies used to cope with lack of income / resources

Community	Most common sources of income	Most common strategies used to cope with lack of income / resources
Ali Badran	Stable employment Farm owning Remittances	Children sent to work/beg
Bab Elhadid	Stable employment Business/trade Support from family/friends	Skipping meals
Chasanyeh	Stable employment Daily employment Sale of household assets	No info
Deir Elghosn	Stable employment Daily employment Farm owning	Taking loans/buying on credit Borrowing from family/friends Reducing meal size

NFIs

Community	Light	Heat	Water
Ali Badran			
Deir Elghosn			

Bab Elhadid

B 2200 SYP		NA
C NA		NA
D 40 SYP		NA
F NA		NA

Chasanyeh

B 2250 SYP		NA
C NA		NA
D 120 SYP		NA
F NA		NA

Ali Badran
No lack of fuel

Bab Elhadid
No lack of fuel

Chasanyeh
No lack of fuel

- Most common electricity source
- Main network
 - Generator
 - No source
 - Solar alternative
 - Batteries
 - No information

- Fuel Prices (SYP)*
- B** Butane (cannister)
 - C** Coal (1kg)
 - D** Diesel (1 litre)
 - F** Firewood (1 tonne)

- NFI Prices (SYP)*
- Cement (50kg)
 - Floor mat (3*4m)
 - Plastic tarpaulin (1m²)
 - Tent (5 persons)
- NA: not available for purchase

Most common strategies used to cope with a lack of fuel

Deir Elghosn
Burning productive assets

WASH

Most common water source

Status of water source

- Water is safe to drink
- Water tastes/smells bad
- People sick after drinking
- No information

Sufficiency of available water to meet household needs

- Sufficient
- Insufficient
- No information

Most common method of garbage disposal

Ali Badran

- Closed well
- Public free collection

Bab Elhadid

- Network
- Private paid collection

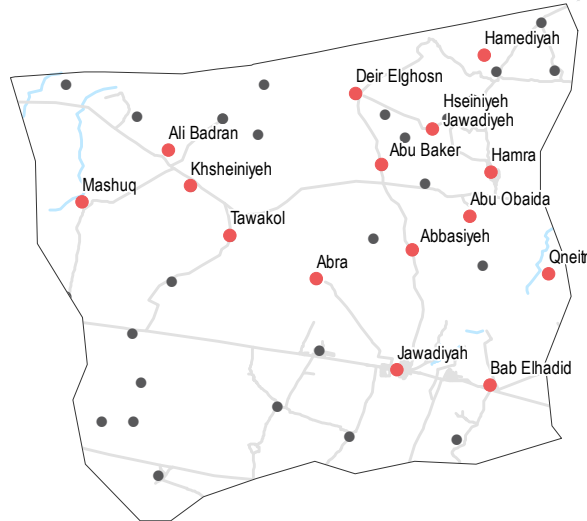
Chasanyeh

- Closed well
- Public free collection

Deir Elghosn

- Network
- Public free collection

• 16/38 communities assessed (4 communities are shown on the previous factsheet, 8 communities are shown on the next two factsheets): Ali Badran, Bab Elhadid, Chasanyeh, Deir Elghosn



Food Security

Ali Badran

- Bread: no info
- Rice: 500 SYP
- Lentils: 450 SYP
- Sugar: 500 SYP
- Cooking oil: 575 SYP

- Shops
- No difficulties reported
- Private bakeries unavailable

Bab Elhadid

- Bread: no info
- Rice: 550 SYP
- Lentils: 350 SYP
- Sugar: 360 SYP
- Cooking oil: 500 SYP

- Private bakeries
- No difficulties reported
- 0

Chasanyeh

- Bread: no info
- Rice: 560 SYP
- Lentils: 375 SYP
- Sugar: 400 SYP
- Cooking oil: 500 SYP

- Shops
- Flour not always available
- Private bakeries unavailable

Deir Elghosn

- Bread: 50 SYP
- Rice: 550 SYP
- Lentils: 400 SYP
- Sugar: 300 SYP
- Cooking oil: 900 SYP

- Public bakeries
- No difficulties reported
- Private bakeries unavailable

Main challenges to obtaining food

- No challenges
- Some foods unavailable
- Local production decreased
- Lack of access to markets
- Some foods expensive
- Lack of resources to buy food
- Lack of access to fuel
- Cooking fuel unavailable
- No information

Bread (public): 1 pack

Rice: 1kg

Lentils: 1kg

Sugar: 1kg

Cooking oil: 1 litre

Access to bread

- Most common source of bread
- Most common barriers to accessing bread
- Number of days, per month, where bread from private bakeries was unavailable

Education

Status of primary schools in village

- Functioning
- Not functioning
- Not available
- No information

Barriers to accessing education services

Ali Badran

Most children accessed education

Chasanyeh

Most children accessed education

Deir Elghosn

Most children accessed education

Bab Elhadid

Most children accessed education

Health

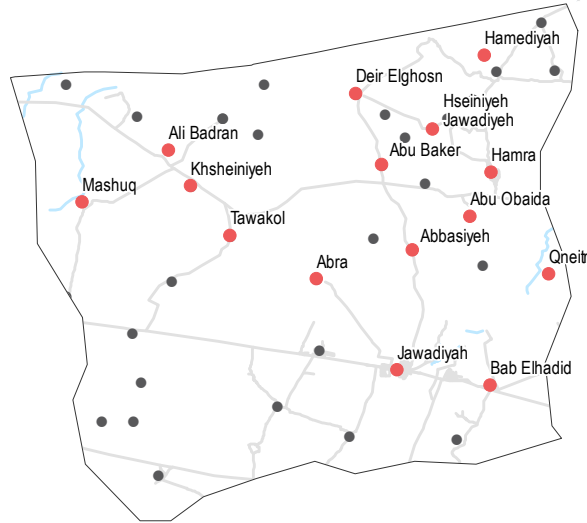
	Most common health problems	Most common barriers to accessing healthcare
Ali Badran	Diarrhoea Maternal health issues Acute respiratory infections	No facilities in the area High cost of transportation Services are too expensive
Bab Elhadid	Acute respiratory infections Severe diseases affecting those aged less than 5 Symptoms of psychological trauma	No facilities in the area High cost of transportation Services are too expensive
Chasanyeh	Diarrhoea Chronic diseases Maternal health issues	No facilities in the area Security concerns around travel High cost of transportation
Deir Elghosn	Diarrhoea Chronic diseases Fever	High cost of transportation Lack of transportation Old age

Displacement

- % of pre-conflict population remaining
- % of population that are female
- % of female-headed households
- IDPs living in village
- New IDP arrivals
- Returnees

Community	% of pre-conflict population remaining	% of population that are female	% of female-headed households	IDPs living in village	New IDP arrivals	Returnees
Hamediyah	76-100%	51-75%	1-25%	Yes	No info	No
Hamra	76-100%	76-100%	1-25%	Yes	No info	No
Hseiniyeh Jawadiyah	76-100%	1-25%	1-25%	Yes	No info	No
Jawadiyah	76-100%	26-50%	1-25%	Yes	No	No

- 16/38 communities assessed (8 communities are shown on the previous two factsheets, 4 communities are shown on the next factsheet):
 Hamediyah, Hamra, Hseiniyeh Jawadiyah, Jawadiyah



Shelter

- Independent apartment or house
- Shared apartment or house
- Unfinished apartment or house
- Tent
- Private space not for shelter
- Cave/natural shelter
- Collective public space not for shelter
- No IDPs
- No information
- Min - Max: rent paid per room (where known)

Community	Most common shelter	NDPs	IDPs
Hamediyah	Independent apartment or house	No info	No info
Hamra	Independent apartment or house	No info	No info
Hseiniyeh Jawadiyah	Independent apartment or house	No info	No info
Jawadiyah	Independent apartment or house	3000 - 10000 SYP	No info

Livelihoods

- Most common sources of income
- Most common strategies used to cope with lack of income / resources

Community	Most common sources of income	Most common strategies used to cope with lack of income / resources
Hamediyah	Stable employment Daily employment Farm owning	Reducing meal size
Hamra	Stable employment Remittances	No info
Hseiniyeh Jawadiyah	Stable employment Daily employment Support from family/friends	Borrowing from family/friends Skipping meals Reducing meal size
Jawadiyah	Stable employment Business/trade Remittances	Children sent to work/beg Borrowing from family/friends

NFIs

Community	B	C	D	F
Hamediyah	NA	NA	NA	NA
Jawadiyah	2500 SYP	500 SYP	40 SYP	NA

Community	B	C	D	F
Hamra	2200 SYP	NA	NA	NA

Community	B	C	D	F
Hseiniyeh Jawadiyah	NA	NA	NA	NA

Hamediyah
No lack of fuel

Hamra
No lack of fuel

Hseiniyeh Jawadiyah
Burning furniture in use
Burning productive assets

Jawadiyah
No lack of fuel

- Most common electricity source
 - Main network
 - Generator
 - No source
 - Solar alternative
 - Batteries
 - No information
- Fuel Prices (SYP)*
 - B** Butane (cannister)
 - C** Coal (1kg)
 - D** Diesel (1 litre)
 - F** Firewood (1 tonne)
- NFI Prices (SYP)*
 - Cement (50kg)
 - Floor mat (3*4m)
 - Plastic tarpaulin (1m²)
 - Tent (5 persons)
- NA: not available for purchase

Hamediyah
Most common strategies used to cope with a lack of fuel

WASH

Most common water source

Status of water source

- Water is safe to drink
- Water tastes/smells bad
- People sick after drinking
- No information

Sufficiency of available water to meet household needs

- Sufficient
- Insufficient
- No information

Most common method of garbage disposal

Hamediyah

- Network
- Disposed at designated site

Hamra

- Network
- Public free collection

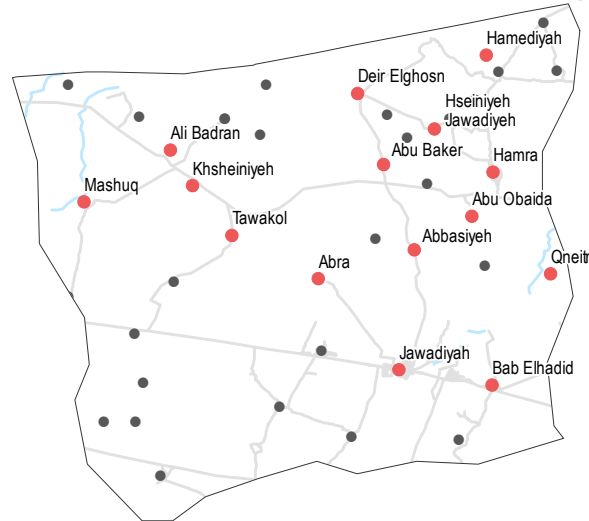
Hseiniyeh Jawadiyeh

- Closed well
- Private paid collection

Jawadiyah

- Network
- Public free collection

16/38 communities assessed (8 communities are shown on the previous two factsheets, 4 communities are shown on the next factsheet):
 Hamediyah, Hamra, Hseiniyeh Jawadiyeh, Jawadiyah



Food Security

Hamediyah

Bread: no info
 Rice: 500 SYP
 Lentils: 260 SYP
 Sugar: 375 SYP
 Cooking oil: 560 SYP

- Shops
- No difficulties reported
- Private bakeries unavailable

Hamra

Bread: no info
 Rice: 450 SYP
 Lentils: no info
 Sugar: 300 SYP
 Cooking oil: 600 SYP

- Private bakeries
- No difficulties reported
- Private bakeries unavailable

Hseiniyeh Jawadiyeh

Bread: no info
 Rice: no info
 Lentils: 0 SYP
 Sugar: no info
 Cooking oil: no info

- Shops
- Yeast not always available
- Flour not always available
- High price of electricity/fuel
- Private bakeries unavailable

Jawadiyah

Bread: no info
 Rice: 500 SYP
 Lentils: 400 SYP
 Sugar: 300 SYP
 Cooking oil: 500 SYP

- Private bakeries
- No difficulties reported
- 1 to 10

Main challenges to obtaining food

- No challenges
- Some foods unavailable
- Local production decreased
- Lack of access to markets
- Some foods expensive
- Lack of resources to buy food
- Lack of access to fuel
- Cooking fuel unavailable
- No information

Bread (public): 1 pack
 Rice: 1kg
 Lentils: 1kg
 Sugar: 1kg
 Cooking oil: 1 litre

Access to bread

- Most common source of bread
- Most common barriers to accessing bread
- Number of days, per month, where bread from private bakeries was unavailable

Education

Status of primary schools in village

- Functioning
- Not functioning
- Not available
- No information

Barriers to accessing education services

Hseiniyeh Jawadiyeh

- Unsafe route to services

Jawadiyah

- Most children accessed education

Hamediyah

- Most children accessed education

Hamra

- Most children accessed education

Health

Most common health problems

Most common barriers to accessing healthcare

Hamediyah

Pregnancy related diseases
 Severe diseases affecting those aged less than 5
 Symptoms of psychological trauma

No facilities in the area
 High cost of transportation
 Services are too expensive

Hamra

Disabilities
 Chronic diseases
 Symptoms of psychological trauma

Security concerns around travel
 High cost of transportation
 Services are too expensive

Hseiniyeh Jawadiyeh

Acute respiratory infections
 Severe diseases affecting those aged less than 5
 Symptoms of psychological trauma

No facilities in the area
 Lack of transportation
 Services are too expensive

Jawadiyah

Diarrhoea
 Acute respiratory infections

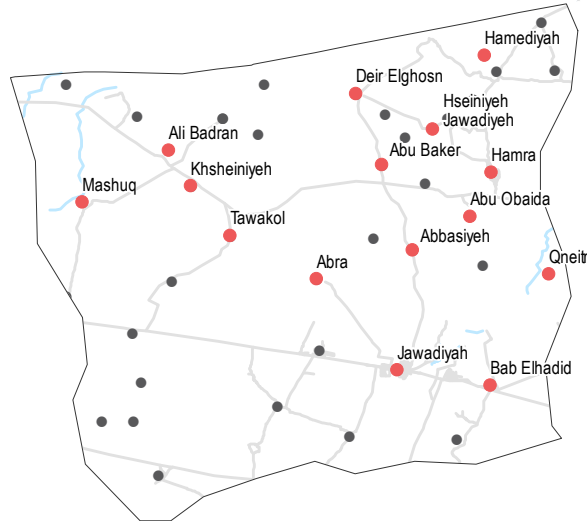
High cost of transportation
 Lack of transportation
 Services are too expensive

Displacement

- % of pre-conflict population remaining
- % of population that are female
- % of female-headed households
- IDPs living in village
- New IDP arrivals
- Returnees

Community	% of pre-conflict population remaining	% of population that are female	% of female-headed households	IDPs living in village	New IDP arrivals	Returnees
Khsheiniyeh	51-75%	1-25%	1-25%	Yes	No info	No
Mashuq	51-75%	26-50%	1-25%	Yes	No info	No
Qneitra	51-75%	51-75%	51-75%	Yes	No info	No
Tawakol	51-75%	26-50%	1-25%	Yes	No info	No

• 16/38 communities assessed (12 communities are shown on the previous three factsheets): Khsheiniyeh, Mashuq, Qneitra, Tawakol



Shelter

- Independent apartment or house
- Shared apartment or house
- Unfinished apartment or house
- Tent
- Private space not for shelter
- Cave/natural shelter
- Collective public space not for shelter
- No IDPs
- No information
- Min - Max: rent paid per room (where known)

Community	NDPs	IDPs
Khsheiniyeh		
Tawakol		
Mashuq		
Qneitra		

Livelihoods

- Most common sources of income
- Most common strategies used to cope with lack of income / resources

Community	Most common sources of income	Most common strategies used to cope with lack of income / resources
Khsheiniyeh	Stable employment Sale of household assets Farm owning	No info
Mashuq	Stable employment Business/trade Remittances	Skipping meals Reducing meal size
Qneitra	Stable employment Farm owning Business/trade	No info
Tawakol	Stable employment Support from family/friends Remittances	No info

NFIs

Community	B	C	D	F
Khsheiniyeh	B 2200 SYP	C NA	D 40 SYP	F NA
Mashuq	B 2200 SYP	C NA	D NA	F NA
Qneitra	B NA	C NA	D NA	F NA

Community	Most common electricity source	Fuel Prices (SYP)*	NFI Prices (SYP)*	Most common strategies used to cope with a lack of fuel
Khsheiniyeh	Main network	Butane (cannister)	Cement (50kg)	No lack of fuel
Mashuq	Generator	Coal (1kg)	Floor mat (3*4m)	No lack of fuel
Qneitra	No source	Diesel (1 litre)	Plastic tarpaulin (1m ²)	No lack of fuel

WASH

- Most common water source**
- Status of water source**
- Water is safe to drink
 - Water tastes/smells bad
 - People sick after drinking
 - No information
- Sufficiency of available water to meet household needs**
- Sufficient
 - Insufficient
 - No information
- Most common method of garbage disposal**

Khsheiniyeh

- Closed well
- Private paid collection

Mashuq

- Network
- Private paid collection

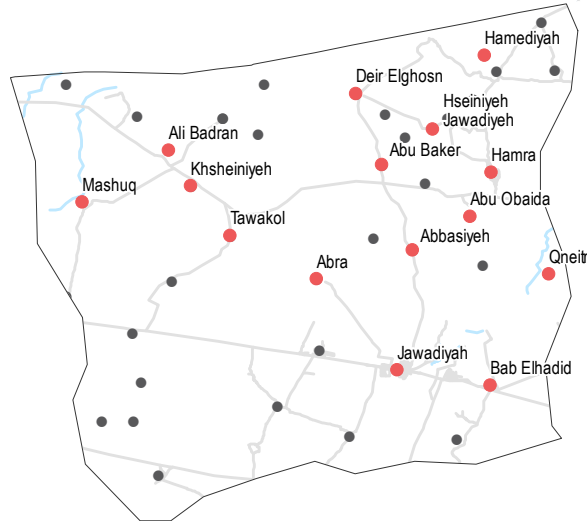
Qneitra

- Network
- Public free collection

Tawakol

- Network
- Private paid collection

• 16/38 communities assessed (12 communities are shown on the previous three factsheets): Khsheiniyeh, Mashuq, Qneitra, Tawakol



Education

- Status of primary schools in village**
- Functioning
 - Not functioning
 - Not available
 - No information
- Barriers to accessing education services**

Qneitra

Most children accessed education

Tawakol

Most children accessed education

Khsheiniyeh

Most children accessed education

Mashuq

Most children accessed education

Health

Most common health problems

Most common barriers to accessing healthcare

Khsheiniyeh

Diarrhoea
 Chronic diseases
 Maternal health issues

No facilities in the area
 Security concerns around entering facilities
 Services are too expensive

Mashuq

Diarrhoea
 Chronic diseases
 Fever

No facilities in the area
 High cost of transportation
 Services are too expensive

Qneitra

Chronic diseases
 Acute respiratory infections
 Fever

No difficulties reported

Tawakol

Chronic diseases
 Acute respiratory infections
 Severe diseases affecting those aged less than 5

No facilities in the area
 Old age
 Disability/Injuries/Illness

Food Security

Khsheiniyeh

- Bread: no info
- Rice: 600 SYP
- Lentils: 375 SYP
- Sugar: 450 SYP
- Cooking oil: 550 SYP
- Shops
- No difficulties reported
- Private bakeries unavailable

Mashuq

- Bread: no info
- Rice: 450 SYP
- Lentils: 450 SYP
- Sugar: 350 SYP
- Cooking oil: 750 SYP
- Private bakeries
- No difficulties reported
- 0

Qneitra

- Bread: no info
- Rice: no info
- Lentils: no info
- Sugar: no info
- Cooking oil: no info
- Private bakeries
- No difficulties reported
- 1 to 10

Tawakol

- Bread: no info
- Rice: 500 SYP
- Lentils: 250 SYP
- Sugar: 300 SYP
- Cooking oil: 600 SYP
- Private bakeries
- No difficulties reported
- 1 to 10

Main challenges to obtaining food

- No challenges
- Some foods unavailable
- Local production decreased
- Lack of access to markets
- Some foods expensive
- Lack of resources to buy food
- Lack of access to fuel
- Cooking fuel unavailable
- No information

Bread (public): 1 pack
 Rice: 1kg
 Lentils: 1kg
 Sugar: 1kg
 Cooking oil: 1 litre

Access to bread

- Most common source of bread
- Most common barriers to accessing bread
- Number of days, per month, where bread from private bakeries was unavailable

Qahtaniyyeh 1/2, Al Hasakeh Governorate

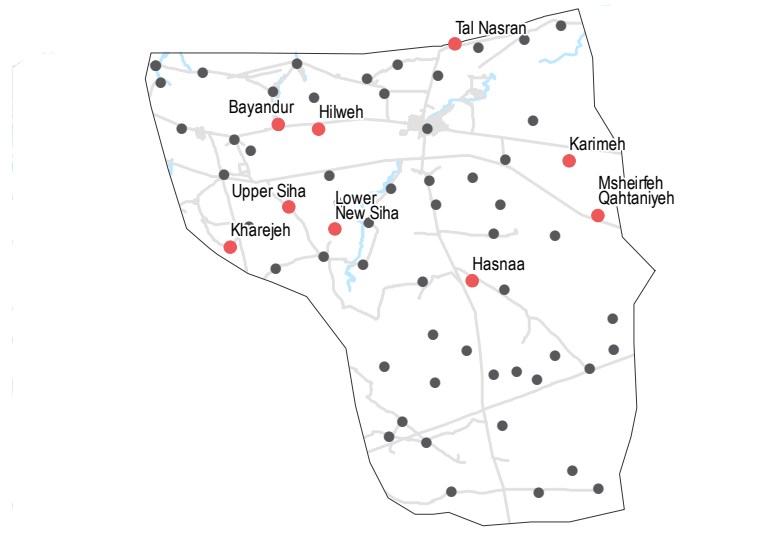
January 2018

Displacement

- % of pre-conflict population remaining
- % of population that are female
- % of female-headed households
- IDPs living in village
- New IDP arrivals
- Returnees

Community	% of pre-conflict population remaining	% of population that are female	% of female-headed households	IDPs living in village	New IDP arrivals	Returnees
Bayandur	26-50%	1-25%	1-25%	Yes	No info	Yes
Hasnaa	26-50%	26-50%	1-25%	Yes	No info	No
Hilweh	51-75%	51-75%	1-25%	Yes	No info	Yes
Karimeh	51-75%	26-50%	1-25%	Yes	No info	No
Kharejeh	51-75%	26-50%	1-25%	Yes	No	No

• 9/60 communities assessed (4 communities are shown on the next factsheet): Bayandur, Hasnaa, Hilweh, Karimeh, Kharejeh



NFIs

Community	B	C	D	F
Bayandur	B 2400 SYP	C NA	D NA	F NA
Hasnaa	B NA	C NA	D NA	F NA
Hilweh	B 2300 SYP	C NA	D NA	F NA
Karimeh	B 2225 SYP	C NA	D 75 SYP	F NA
Kharejeh	B NA	C NA	D NA	F NA

- Most common electricity source
- Main network
 - Generator
 - No source
 - Solar alternative
 - Batteries
 - No information
- Fuel Prices (SYP)*
- B** Butane (cannister)
 - C** Coal (1kg)
 - D** Diesel (1 litre)
 - F** Firewood (1 tonne)
- NFI Prices (SYP)*
- Cement (50kg)
 - Floor mat (3*4m)
 - Plastic tarpaulin (1m²)
 - Tent (5 persons)
- NA: not available for purchase

Shelter

- Most common shelter
- Independent apartment or house
 - Shared apartment or house
 - Unfinished apartment or house
 - Tent
 - Private space not for shelter
 - Cave/natural shelter
 - Collective public space not for shelter
 - No IDPs
 - No information
- Min - Max: rent paid per room (where known)

Community	NDPs	IDPs
Bayandur		
Hasnaa		
Hilweh		
Karimeh		
Kharejeh		

Livelihoods

Community	Most common sources of income	Most common strategies used to cope with lack of income / resources
Bayandur	Stable employment Farm owning Remittances	Taking loans/buying on credit Reducing meal size
Hasnaa	Stable employment Daily employment Farm owning	Taking loans/buying on credit Borrowing from family/friends
Hilweh	Stable employment Business/trade Remittances	No info
Karimeh	Stable employment Farm owning Remittances	No info
Kharejeh	Stable employment Business/trade Remittances	No info

Bayandur
Burning furniture not in use
Burning furniture in use
Burning productive assets

Hasnaa
No lack of fuel

Hilweh
No lack of fuel

Karimeh
No lack of fuel

Kharejeh
No lack of fuel

Most common strategies used to cope with a lack of fuel

Qahtaniyyeh 1/2, Al Hasakeh Governorate

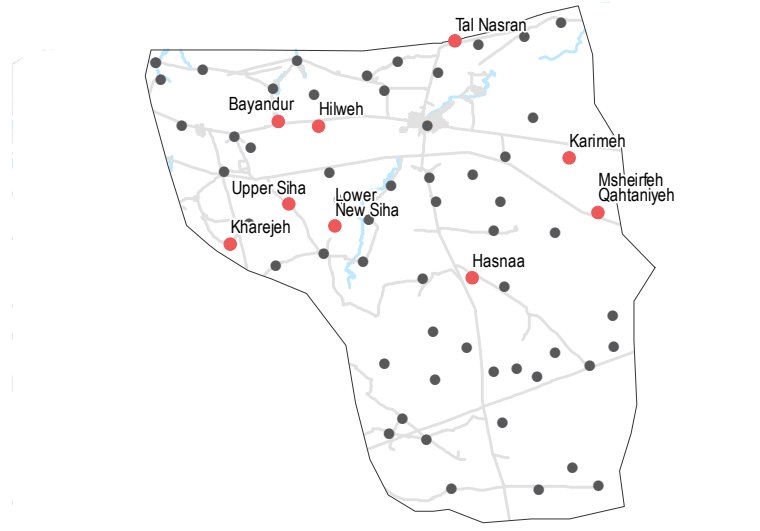
January 2018

WASH

- Most common water source**
- Water is safe to drink
 - Water tastes/smells bad
 - People sick after drinking
 - No information
- Sufficiency of available water to meet household needs**
- Sufficient
 - Insufficient
 - No information
- Most common method of garbage disposal**

- Bayandur**
- Network
 - Private paid collection
- Hasnaa**
- Closed well
 - Disposed at designated site
- Hilweh**
- Network
 - Public free collection
- Karimeh**
- Network
 - Public free collection
- Kharejeh**
- Network
 - Private paid collection

9/60 communities assessed (4 communities are shown on the next factsheet): Bayandur, Hasnaa, Hilweh, Karimeh, Kharejeh



Food Security

- Bayandur**
- Bread: no info
 - Rice: 750 SYP
 - Lentils: 500 SYP
 - Sugar: 325 SYP
 - Cooking oil: 450 SYP
- Private bakeries: No difficulties reported
- Hasnaa**
- Bread: no info
 - Rice: 600 SYP
 - Lentils: no info
 - Sugar: 400 SYP
 - Cooking oil: 500 SYP
- Private bakeries: No difficulties reported
- Hilweh**
- Bread: no info
 - Rice: 600 SYP
 - Lentils: 375 SYP
 - Sugar: 325 SYP
 - Cooking oil: 500 SYP
- Private bakeries: No difficulties reported
- Karimeh**
- Bread: no info
 - Rice: 500 SYP
 - Lentils: 350 SYP
 - Sugar: 375 SYP
 - Cooking oil: 700 SYP
- Private bakeries: Insufficient electricity/fuel, Yeast not always available
- Kharejeh**
- Bread: no info
 - Rice: no info
 - Lentils: no info
 - Sugar: no info
 - Cooking oil: no info
- Shops: No difficulties reported, Private bakeries unavailable
- Main challenges to obtaining food**
- No challenges
 - Some foods unavailable
 - Local production decreased
 - Lack of access to markets
 - Some foods expensive
 - Lack of resources to buy food
 - Lack of access to fuel
 - Cooking fuel unavailable
 - No information
- Bread (public): 1 pack
Rice: 1kg
Lentils: 1kg
Sugar: 1kg
Cooking oil: 1 litre
- Access to bread
- Most common source of bread
 - Most common barriers to accessing bread
 - Number of days, per month, where bread from private bakeries was unavailable

Education

- Status of primary schools in village**
- Functioning
 - Not functioning
 - Not available
 - No information
- Barriers to accessing education services**

- Hilweh**
- Most children accessed education
- Karimeh**
- Most children accessed education
- Bayandur**
- Most children accessed education
- Kharejeh**
- Services are too far

- Hasnaa**
- Lack of school supplies
 - Unsafe route to services
 - Parents do not approve of curriculum

Health

	Most common health problems	Most common barriers to accessing healthcare
Bayandur	Diarrhoea Chronic diseases Maternal health issues	No facilities in the area Security concerns around travel High cost of transportation
Hasnaa	Diarrhoea Chronic diseases Fever	No facilities in the area Security concerns around travel Services are too expensive
Hilweh	Chronic diseases Maternal health issues Acute respiratory infections	No facilities in the area Services are too expensive
Karimeh	Chronic diseases Pregnancy related diseases Severe diseases affecting those aged less than 5	No facilities in the area High cost of transportation
Kharejeh	Chronic diseases Acute respiratory infections Symptoms of psychological trauma	No facilities in the area Security concerns around travel High cost of transportation

Qahtaniyeh 2/2, Al Hasakeh Governorate

January 2018

Displacement

- % of pre-conflict population remaining
- % of population that are female
- % of female-headed households
- IDPs living in village
- New IDP arrivals
- Returnees

Lower New Siha

51-75% 26-50% 1-25%

Yes No info No

Msheirfeh Qahtaniyeh

51-75% 26-50% 1-25%

Yes No info No

Tal Nasran

26-50% 26-50% 1-25%

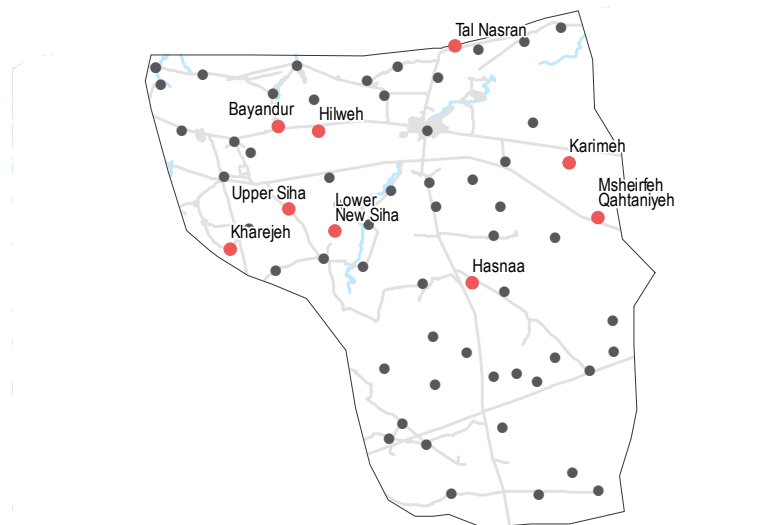
Yes No info No

Upper Siha

51-75% 26-50% 1-25%

Yes No info No

• 9/60 communities assessed (5 communities are shown on the previous factsheet): Lower New Siha, Msheirfeh Qahtaniyeh, Tal Nasran, Upper Siha



Shelter

- Independent apartment or house
- Shared apartment or house
- Unfinished apartment or house
- Tent
- Private space not for shelter
- Cave/natural shelter
- Collective public space not for shelter
- No IDPs
- No information
- Min - Max: rent paid per room (where known)

Lower New Siha

NDPs IDPs

No info

Upper Siha

NDPs IDPs

No info

Msheirfeh Qahtaniyeh

NDPs IDPs

No info

Tal Nasran

NDPs IDPs

No info

Livelihoods

Most common sources of income

Most common strategies used to cope with lack of income / resources

Lower New Siha

Stable employment
Daily employment
Remittances

Borrowing from family/friends

Msheirfeh Qahtaniyeh

Daily employment
Farm owning
Remittances

Borrowing from family/friends
Reducing meal size

Tal Nasran

Daily employment
Farm owning
Remittances

Borrowing from family/friends
Reducing meal size

Upper Siha

Stable employment
Daily employment
Remittances

Borrowing from family/friends

NFIs

Lower New Siha

B 2500 SYP NA
C NA NA
D NA NA
F NA NA

Upper Siha

B 2500 SYP NA
C NA NA
D NA NA
F NA NA

Msheirfeh Qahtaniyeh

B 2500 SYP NA
C NA NA
D NA NA
F NA NA

Tal Nasran

B NA NA
C NA NA
D NA NA
F NA NA

Most common electricity source

- Main network
- Generator
- No source
- Solar alternative
- Batteries
- No information

Fuel Prices (SYP)*

- B** Butane (cannister)
- C** Coal (1kg)
- D** Diesel (1 litre)
- F** Firewood (1 tonne)

NFI Prices (SYP)*

- Cement (50kg)
 - Floor mat (3*4m)
 - Plastic tarpaulin (1m²)
 - Tent (5 persons)
- NA: not available for purchase

Lower New Siha

No lack of fuel

Msheirfeh Qahtaniyeh

Burning furniture in use
Burning productive assets

Upper Siha

No lack of fuel

Tal Nasran

No lack of fuel

Most common strategies used to cope with a lack of fuel

Qahtaniyeh 2/2, Al Hasakeh Governorate

January 2018

WASH

Most common water source

Status of water source

- Water is safe to drink
- Water tastes/smells bad
- People sick after drinking
- No information

Sufficiency of available water to meet household needs

- Sufficient
- Insufficient
- No information

Most common method of garbage disposal

Lower New Siha

- Network
- Private paid collection

Msheirfeh Qahtaniyeh

- Network
- Private paid collection

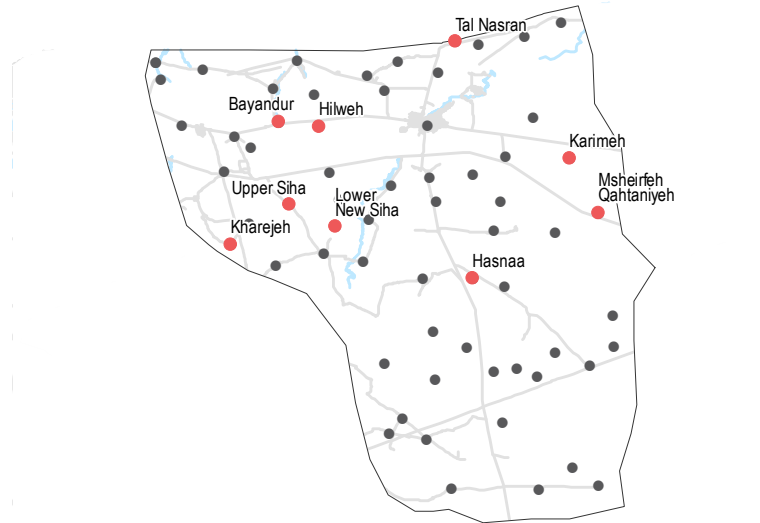
Tal Nasran

- Network
- Disposed at designated site

Upper Siha

- Network
- Public free collection

9/60 communities assessed (5 communities are shown on the previous factsheet): Lower New Siha, Msheirfeh Qahtaniyeh, Tal Nasran, Upper Siha



Food Security

Lower New Siha

- Bread: no info
- Rice: 500 SYP
- Lentils: 350 SYP
- Sugar: 300 SYP
- Cooking oil: 500 SYP
- Shops
- No difficulties reported
- Private bakeries unavailable

Msheirfeh Qahtaniyeh

- Bread: no info
- Rice: 550 SYP
- Lentils: no info
- Sugar: 300 SYP
- Cooking oil: 750 SYP
- Private bakeries
- High price of flour
- Flour not always available
- Insufficient electricity/fuel
- 11 to 20

Tal Nasran

- Bread: no info
- Rice: no info
- Lentils: no info
- Sugar: no info
- Cooking oil: no info
- Shops
- No difficulties reported
- Private bakeries unavailable

Upper Siha

- Bread: no info
- Rice: 500 SYP
- Lentils: 350 SYP
- Sugar: 350 SYP
- Cooking oil: 500 SYP
- Private bakeries
- No difficulties reported
- 0

Main challenges to obtaining food

- No challenges
- Some foods unavailable
- Local production decreased
- Lack of access to markets
- Some foods expensive
- Lack of resources to buy food
- Lack of access to fuel
- Cooking fuel unavailable
- No information

Bread (public): 1 pack
Rice: 1kg
Lentils: 1kg
Sugar: 1kg
Cooking oil: 1 litre

Access to bread

- Most common source of bread

- Most common barriers to accessing bread
- Number of days, per month, where bread from private bakeries was unavailable

Education

Status of primary schools in village

- Functioning
- Not functioning
- Not available
- No information

Barriers to accessing education services

Tal Nasran

Most children accessed education

Upper Siha

Most children accessed education

Lower New Siha

Most children accessed education

Msheirfeh Qahtaniyeh

Most children accessed education

Health

Most common health problems

Most common barriers to accessing healthcare

Lower New Siha

Chronic diseases
Acute respiratory infections
Symptoms of psychological trauma

No facilities in the area

Msheirfeh Qahtaniyeh

Chronic diseases
Maternal health issues
Acute respiratory infections

No facilities in the area
High cost of transportation
Security concerns around entering facilities

Tal Nasran

Diarrhoea
Chronic diseases
Acute respiratory infections

No facilities in the area
High cost of transportation

Upper Siha

Chronic diseases
Acute respiratory infections
Severe diseases affecting those aged less than 5

No facilities in the area
Services are too expensive

Quamishli City, Al Hasakeh Governorate

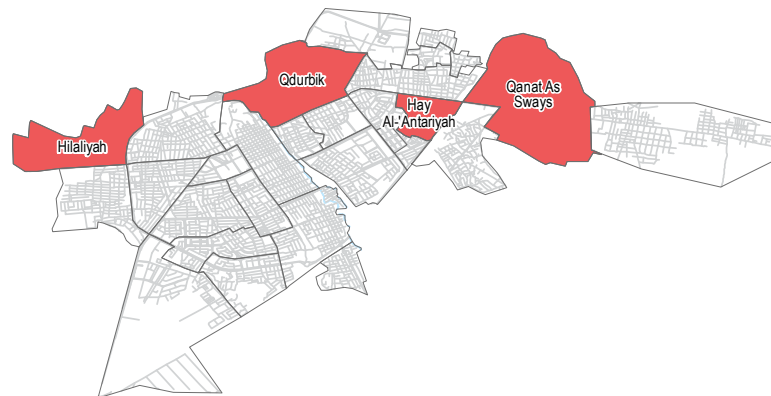
January 2018

Displacement

- % of pre-conflict population remaining
- % of population that are female
- % of female-headed households
- IDPs living in village
- New IDP arrivals
- Returnees

AI 'Antariyah		Hilaliyah		Qanat As Sways		Qdurbik	
51-75%	51-75%	51-75%	26-50%	76-100%	51-75%	76-100%	26-50%
Yes	No	Yes	No	Yes	No	Yes	No
No	No	1-25%	Yes	No	No	1-25%	No

4/25 neighbourhoods assessed : Al 'Antariyah, Hilaliyah, Qanat As Sways, Qdurbik



Shelter

- Independent apartment or house
- Shared apartment or house
- Unfinished apartment or house
- Tent
- Private space not for shelter
- Cave/natural shelter
- Collective public space not for shelter
- No IDPs
- No information
- Min - Max: rent paid per room (where known)

AI 'Antariyah		Qdurbik	
NDPs	IDPs	NDPs	IDPs
7500 - 7700 SYP		5000 - 8000 SYP	
Hilaliyah		Qanat As Sways	
NDPs	IDPs	NDPs	IDPs
2000 - 2500 SYP		10000 - 15000 SYP	

Livelihoods

Most common sources of income

Most common strategies used to cope with lack of income / resources

Neighbourhood	Most common sources of income	Most common strategies used to cope with lack of income / resources
AI 'Antariyah	Stable employment Allowances Remittances	Adults begging Children sent to work/beg Borrowing from family/friends
Hilaliyah	Stable employment Daily employment Remittances	No info
Qanat As Sways	Stable employment Farm owning Support from family/friends	No info
Qdurbik	Stable employment Farm owning Business/trade	No info

NFIs

AI 'Antariyah	Qdurbik	Hilaliyah	Qanat As Sways
B 2200 SYP	B 1100 SYP	B 2100 SYP	B 2000 SYP
C 1000 SYP	C 400 SYP	C 600 SYP	C 300 SYP
D 40 SYP	D 100 SYP	D 40 SYP	D 35 SYP
F 25000 SYP	F 35000 SYP	F NA	F NA

- Most common electricity source
- Main network
 - Generator
 - No source
 - Solar alternative
 - Batteries
 - No information
- Fuel Prices (SYP)*
- B** Butane (cannister)
 - C** Coal (1kg)
 - D** Diesel (1 litre)
 - F** Firewood (1 tonne)
- NFI Prices (SYP)*
- Cement (50kg)
 - Floor mat (3*4m)
 - Plastic tarpaulin (1m²)
 - Tent (5 persons)
- NA: not available for purchase

AI 'Antariyah	Hilaliyah	Qdurbik	Qanat As Sways
Burning furniture in use Burning productive assets	No lack of fuel	No lack of fuel	No lack of fuel

WASH

- Most common water source**
- Status of water source**
- Water is safe to drink
 - Water tastes/smells bad
 - People sick after drinking
 - No information
- Sufficiency of available water to meet household needs**
- Sufficient
 - Insufficient
 - No information
- Most common method of garbage disposal**

Al 'Antariyah

- Network
- Private paid collection

Hilaliyah

- Network
- Public free collection

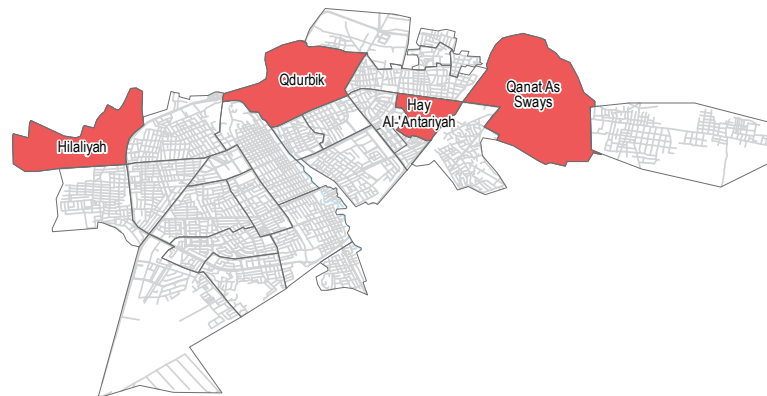
Qanat As Sways

- Network
- Private paid collection

Qdurbik

- Network
- Private paid collection

• 4/25 neighbourhoods assessed : Al 'Antariyah, Hilaliyah, Qanat As Sways, Qdurbik



Education

- Status of primary schools in village**
- Functioning
 - Not functioning
 - Not available
 - No information
- Barriers to accessing education services**

Qanat As Sways

Most children accessed education

Qdurbik

Most children accessed education

Al 'Antariyah

Most children accessed education

Hilaliyah

Most children accessed education

Health

Most common health problems

Most common barriers to accessing healthcare

Al 'Antariyah

Chronic diseases
 Pregnancy related diseases
 Severe diseases affecting those aged less than 5

Old age
 Disability/Injuries/Illness
 Services are too expensive

Hilaliyah

Diarrhoea
 Chronic diseases
 Acute respiratory infections

Lack of transportation
 Family not permitting travel
 Services are too expensive

Qanat As Sways

Diarrhoea
 Chronic diseases
 Maternal health issues

No facilities in the area

Qdurbik

Diarrhoea
 Acute respiratory infections
 Fever

No facilities in the area
 Old age
 Services are too expensive

Food Security

Al 'Antariyah

- Shops
- Bread: no info
- Rice: 575 SYP
- Lentils: 325 SYP
- Sugar: 325 SYP
- Cooking oil: 500 SYP
- High price of electricity/fuel
- Insufficient electricity/fuel
- 1 to 10

Hilaliyah

- Private bakeries
- Bread: no info
- Rice: 550 SYP
- Lentils: 300 SYP
- Sugar: 300 SYP
- Cooking oil: 500 SYP
- Insufficient electricity/fuel
- Flour not always available
- 1 to 10

Qanat As Sways

- Public bakeries
- Bread: 100 SYP
- Rice: 650 SYP
- Lentils: 525 SYP
- Sugar: 350 SYP
- Cooking oil: 650 SYP
- No difficulties reported
- 0

Qdurbik

- Public bakeries
- Bread: 100 SYP
- Rice: 450 SYP
- Lentils: 400 SYP
- Sugar: 450 SYP
- Cooking oil: 650 SYP
- No difficulties reported
- 0

Main challenges to obtaining food

- No challenges
- Some foods unavailable
- Local production decreased
- Lack of access to markets
- Some foods expensive
- Lack of resources to buy food
- Lack of access to fuel
- Cooking fuel unavailable
- No information

Bread (public): 1 pack
 Rice: 1kg
 Lentils: 1kg
 Sugar: 1kg
 Cooking oil: 1 litre

Access to bread

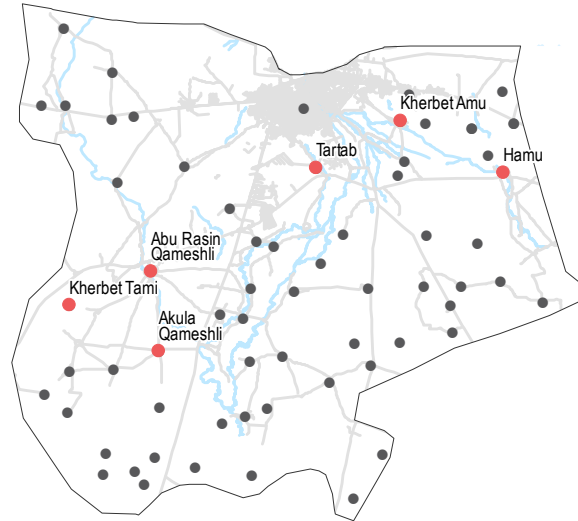
- Most common source of bread
- Most common barriers to accessing bread
- Number of days, per month, where bread from private bakeries was unavailable

Displacement

- % of pre-conflict population remaining
- % of population that are female
- % of female-headed households
- IDPs living in village
- New IDP arrivals
- Returnees

Abu Rasin Qameshli		
1-25%	1-25%	1-25%
Yes	No info	No
Akula Qameshli		
26-50%	1-25%	1-25%
Yes	No info	No
Hamu		
76-100%	26-50%	1-25%
Yes	No info	No

• 6/60 communities assessed (3 communities are shown on the next factsheet): Abu Rasin Qameshli, Akula Qameshli, Hamu



Shelter

- Independent apartment or house
- Shared apartment or house
- Unfinished apartment or house
- Tent
- Private space not for shelter
- Cave/natural shelter
- Collective public space not for shelter
- No IDPs
- No information
- Min - Max: rent paid per room (where known)

Abu Rasin Qameshli	
NDPs	IDPs
No info	
Akula Qameshli	
NDPs	IDPs
No info	
Hamu	
NDPs	IDPs
No info	

Livelihoods

- Most common sources of income
- Most common strategies used to cope with lack of income / resources

Community	Most common sources of income	Most common strategies used to cope with lack of income / resources
Abu Rasin Qameshli	Stable employment Farm owning Business/trade	Skipping meals Reducing meal size
Akula Qameshli	Stable employment Farm owning Remittances	Skipping meals Reducing meal size
Hamu	Stable employment High risk/illegal work	No info

NFIs

Abu Rasin Qameshli	
B 2000 SYP	NA
C NA	NA
D NA	NA
F NA	NA
Akula Qameshli	
B 2000 SYP	NA
C NA	NA
D NA	NA
F NA	NA
Hamu	
B 2500 SYP	NA
C NA	NA
D 150 SYP	NA
F NA	NA

- Most common electricity source
- Main network
- Generator
- No source
- Solar alternative
- Batteries
- No information
- Fuel Prices (SYP)*
- B** Butane (cannister)
- C** Coal (1kg)
- D** Diesel (1 litre)
- F** Firewood (1 tonne)
- NFI Prices (SYP)*
- Cement (50kg)
- Floor mat (3*4m)
- Plastic tarpaulin (1m²)
- Tent (5 persons)
- NA: not available for purchase

- Abu Rasin Qameshli**
No lack of fuel
- Akula Qameshli**
No lack of fuel
- Hamu**
No lack of fuel

WASH

- Most common water source**
- Status of water source**
- Water is safe to drink
 - Water tastes/smells bad
 - People sick after drinking
 - No information
- Sufficiency of available water to meet household needs**
- Sufficient
 - Insufficient
 - No information
- Most common method of garbage disposal**

Abu Rasin Qameshli

- Closed well
- Public free collection

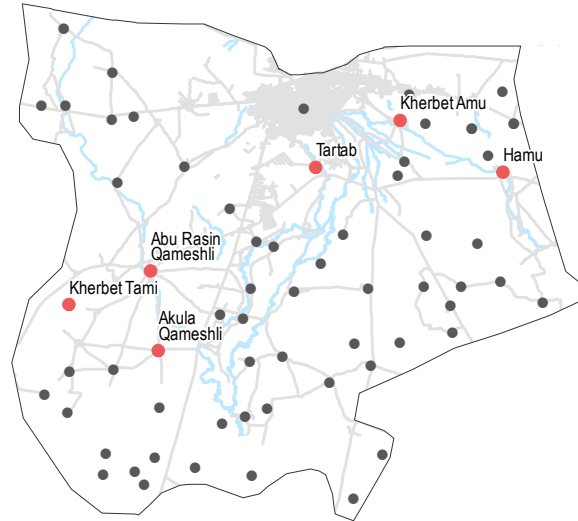
Akula Qameshli

- Closed well
- Public free collection

Hamu

- Open well
- Private paid collection

6/60 communities assessed (3 communities are shown on the next factsheet): Abu Rasin Qameshli, Akula Qameshli, Hamu



Education

- Status of primary schools in village**
- Functioning
 - Not functioning
 - Not available
 - No information
- Barriers to accessing education services**

Hamu

Most children accessed education

Abu Rasin Qameshli

Most children accessed education

Akula Qameshli

Services are too far
 Unsafe route to services
 Parents do not approve of curriculum

Health

Most common health problems

Diarrhoea
 Chronic diseases
 Fever

Most common barriers to accessing healthcare

High cost of transportation
 Services are too expensive

Abu Rasin Qameshli

Akula Qameshli

Hamu

Diarrhoea
 Malnutrition
 Severe diseases affecting those aged less than 5

Disabilities
 Maternal health issues
 Acute respiratory infections

No facilities in the area
 High cost of transportation
 Security concerns around entering facilities

No facilities in the area

Food Security

Abu Rasin Qameshli

- Bread: no info
- Rice: 500 SYP
- Lentils: 350 SYP
- Sugar: 300 SYP
- Cooking oil: 750 SYP
- Shops in nearby communities
- High price of flour
- Flour not always available
- Wheat not always available
- 11 to 20

Akula Qameshli

- Bread: no info
- Rice: 500 SYP
- Lentils: 350 SYP
- Sugar: 300 SYP
- Cooking oil: 750 SYP
- Private bakeries
- Yeast not always available
- Flour not always available
- Insufficient electricity/fuel
- 1 to 10

Hamu

- Bread: 50 SYP
- Rice: 500 SYP
- Lentils: 350 SYP
- Sugar: 400 SYP
- Cooking oil: 1000 SYP
- Public bakeries
- No difficulties reported
- 21 or more

Main challenges to obtaining food

- No challenges
- Some foods unavailable
- Local production decreased
- Lack of access to markets
- Some foods expensive
- Lack of resources to buy food
- Lack of access to fuel
- Cooking fuel unavailable
- No information

Bread (public): 1 pack
 Rice: 1kg
 Lentils: 1kg
 Sugar: 1kg
 Cooking oil: 1 litre

Access to bread

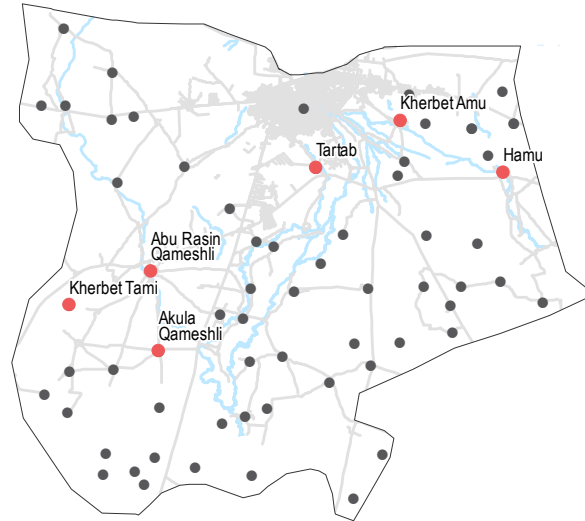
- Most common source of bread
- Most common barriers to accessing bread
- Number of days, per month, where bread from private bakeries was unavailable

Displacement

- % of pre-conflict population remaining
- % of population that are female
- % of female-headed households
- IDPs living in village
- New IDP arrivals
- Returnees

Kherbet Amu		
76-100%	26-50%	1-25%
Yes	No info	No
Kherbet Tami		
51-75%	26-50%	1-25%
Yes	No info	No
Tartab		
26-50%	1-25%	1-25%
Yes	No info	No

• 6/60 communities assessed (3 communities are shown on the previous factsheet): Kherbet Amu, Kherbet Tami, Tartab



Shelter

- Independent apartment or house
- Shared apartment or house
- Unfinished apartment or house
- Tent
- Private space not for shelter
- Cave/natural shelter
- Collective public space not for shelter
- No IDPs
- No information
- Min - Max: rent paid per room (where known)

Kherbet Amu	
NDPs	IDPs
No info	
Kherbet Tami	
NDPs	IDPs
No info	
Tartab	
NDPs	IDPs
No info	

Livelihoods

Most common sources of income

Most common strategies used to cope with lack of income / resources

Kherbet Amu

Stable employment
Daily employment
Farm owning

Borrowing from family/friends

Kherbet Tami

Farm owning
Business/trade
Remittances

Reducing meal size

Tartab

Stable employment
Business/trade

Borrowing from family/friends

NFIs

Kherbet Amu

B 2200 SYP	NA
C NA	NA
D 50 SYP	NA
F NA	NA

Kherbet Tami

B 2100 SYP	NA
C NA	NA
D 40 SYP	NA
F NA	NA

Tartab

B 2700 SYP	3500 SYP
C 500 SYP	NA
D 110 SYP	850 SYP
F 60000 SYP	NA

Kherbet Amu

No lack of fuel

Kherbet Tami

No lack of fuel

Tartab

No lack of fuel

Most common electricity source

- Main network
- Generator
- No source
- Solar alternative
- Batteries
- No information

Fuel Prices (SYP)*

- B** Butane (cannister)
- C** Coal (1kg)
- D** Diesel (1 litre)
- F** Firewood (1 tonne)

NFI Prices (SYP)*

- Cement (50kg)
- Floor mat (3*4m)
- Plastic tarpaulin (1m²)
- Tent (5 persons)

NA: not available for purchase

Most common strategies used to cope with a lack of fuel

WASH

- Most common water source**
- Water is safe to drink
 - Water tastes/smells bad
 - People sick after drinking
 - No information
- Sufficiency of available water to meet household needs**
- Sufficient
 - Insufficient
 - No information
- Most common method of garbage disposal**
- Public free collection
 - Left in street / public area
 - Private paid collection

Kherbet Amu

- Network
- Public free collection

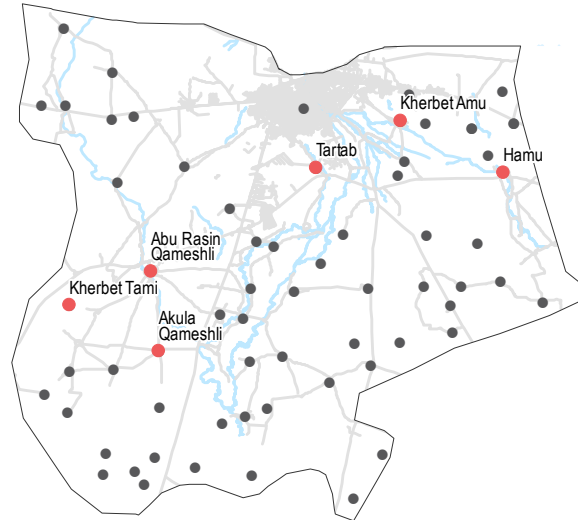
Kherbet Tami

- Closed well
- Left in street / public area

Tartab

- Network
- Private paid collection

• 6/60 communities assessed (3 communities are shown on the previous factsheet): Kherbet Amu, Kherbet Tami, Tartab



Education

- Status of primary schools in village**
- Functioning
 - Not functioning
 - Not available
 - No information
- Barriers to accessing education services**
- Services not accessible

Tartab

Most children accessed education

Kherbet Amu

Services not accessible

Kherbet Tami

Most children accessed education in nearby communities

Health

Most common health problems

Chronic diseases
 Pregnancy related diseases
 Acute respiratory infections

Most common barriers to accessing healthcare

No facilities in the area
 Old age

Kherbet Amu

Chronic diseases
 Acute respiratory infections
 Symptoms of psychological trauma

No facilities in the area
 Security concerns around travel
 High cost of transportation

Kherbet Tami

Tartab

Diarrhoea
 Chronic diseases
 Maternal health issues

No facilities in the area
 High cost of transportation
 Services are too expensive

Food Security

Kherbet Amu

- Shops
 - No difficulties reported
 - Private bakeries unavailable
- Bread: no info
 Rice: 400 SYP
 Lentils: 350 SYP
 Sugar: 350 SYP
 Cooking oil: 400 SYP

Kherbet Tami

- Homemade
 - No difficulties reported
 - Private bakeries unavailable
- Bread: no info
 Rice: 450 SYP
 Lentils: 350 SYP
 Sugar: 350 SYP
 Cooking oil: 400 SYP

Tartab

- Shops
 - No difficulties reported
 - Private bakeries unavailable
- Bread: no info
 Rice: 700 SYP
 Lentils: 550 SYP
 Sugar: 600 SYP
 Cooking oil: 550 SYP

Main challenges to obtaining food

- No challenges
- Some foods unavailable
- Local production decreased
- Lack of access to markets
- Some foods expensive
- Lack of resources to buy food
- Lack of access to fuel
- Cooking fuel unavailable
- No information

Bread (public): 1 pack
 Rice: 1kg
 Lentils: 1kg
 Sugar: 1kg
 Cooking oil: 1 litre

Access to bread

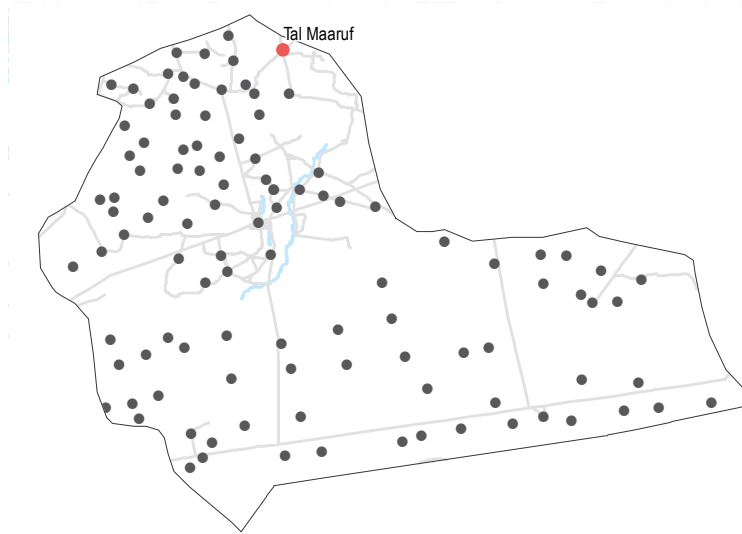
- Most common source of bread
- Most common barriers to accessing bread
- Number of days, per month, where bread from private bakeries was unavailable

Displacement

- % of pre-conflict population remaining
- % of population that are female
- % of female-headed households
- IDPs living in village
- New IDP arrivals
- Returnees

Tal Maaruf
 76-100% 26-50% 1-25%
 Yes No info Yes

• 1/98 community assessed : Tal Maaruf



NFIs

Tal Maaruf

B 2250 SYP 1950 SYP
C NA NA
D NA NA
F NA NA

- Most common electricity source
- Main network
 - Generator
 - No source
 - Solar alternative
 - Batteries
 - No information
- Fuel Prices (SYP)*
- B** Butane (cannister)
 - C** Coal (1kg)
 - D** Diesel (1 litre)
 - F** Firewood (1 tonne)
- NFI Prices (SYP)*
- Cement (50kg)
 - Floor mat (3*4m)
 - Plastic tarpaulin (1m²)
 - Tent (5 persons)
- NA: not available for purchase

Shelter

- Most common shelter
- Independent apartment or house
 - Shared apartment or house
 - Unfinished apartment or house
 - Tent
 - Private space not for shelter
 - Cave/natural shelter
 - Collective public space not for shelter
 - No IDPs
 - No information
- Min - Max: rent paid per room (where known)

Tal Maaruf
 NDPs IDPs

 1500 - 2000 SYP

Livelihoods

Most common sources of income

Tal Maaruf

Daily employment
 Farm owning
 Remittances

Most common strategies used to cope with lack of income / resources

Adults begging
 Children sent to work/beg
 Taking loans/buying on credit

Tal Maaruf
 Burning productive assets

Most common strategies used to cope with a lack of fuel

WASH

- Most common water source
- Status of water source
- Water is safe to drink
 - Water tastes/smells bad
 - People sick after drinking
 - No information
- Sufficiency of available water to meet household needs
- Sufficient
 - Insufficient
 - No information
- Most common method of garbage disposal
-

- Tal Maaruf**
- Network
 - Private paid collection

• 1/98 community assessed : Tal Maaruf



Food Security

Tal Maaruf

- Bread: 100 SYP
- Rice: 600 SYP
- Lentils: 200 SYP
- Sugar: 300 SYP
- Cooking oil: 275 SYP
- Private bakeries
- No difficulties reported
- 1 to 10

Main challenges to obtaining food

- No challenges
- Some foods unavailable
- Local production decreased
- Lack of access to markets
- Some foods expensive
- Lack of resources to buy food
- Lack of access to fuel
- Cooking fuel unavailable
- No information

Bread (public): 1 pack
 Rice: 1kg
 Lentils: 1 kg
 Sugar: 1kg
 Cooking oil: 1 litre

Access to bread

- Most common source of bread
- Most common barriers to accessing bread
- Number of days, per month, where bread from private bakeries was unavailable

Education

- Status of primary schools in village
- Functioning
 - Not functioning
 - Not available
 - No information
- Barriers to accessing education services

Tal Maaruf
 Most children accessed education

Health

- Tal Maaruf**
- Most common health problems
 Chronic diseases
 Maternal health issues
 Symptoms of psychological trauma
 - Most common barriers to accessing healthcare
 High cost of transportation
 Services are too expensive

Ya'robiyah 1/2, Al Hasakeh Governorate

January 2018

Displacement

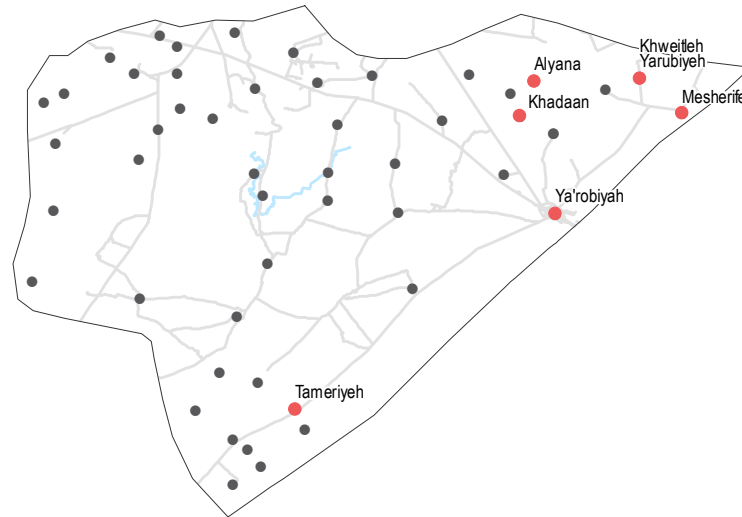
- % of pre-conflict population remaining
- % of population that are female
- % of female-headed households
- IDPs living in village
- New IDP arrivals
- Returnees

Alyana		
76-100%	51-75%	1-25%
Yes	No info	No

Khadaan		
76-100%	26-50%	1-25%
Yes	No info	No

Khweitleh Yarubiyeh		
76-100%	51-75%	1-25%
Yes	No info	No

• 6/46 communities assessed (3 communities are shown on the next factsheet): Alyana, Khadaan, Khweitleh Yarubiyeh



Shelter

- Independent apartment or house
- Shared apartment or house
- Unfinished apartment or house
- Tent
- Private space not for shelter
- Cave/natural shelter
- Collective public space not for shelter
- No IDPs
- No information
- Min - Max: rent paid per room (where known)

Alyana	
NDPs	IDPs
No info	No info

Khadaan	
NDPs	IDPs
No info	No info

Khweitleh Yarubiyeh	
NDPs	IDPs
No info	No info

Livelihoods

Most common sources of income

Most common strategies used to cope with lack of income / resources

Community	Most common sources of income	Most common strategies used to cope with lack of income / resources
Alyana	Farm owning Business/trade Remittances	Taking loans/buying on credit Skipping meals Reducing meal size
Khadaan	Stable employment Farm owning Support from family/friends	No info
Khweitleh Yarubiyeh	Stable employment Farm owning Business/trade	Children sent to work/beg Skipping meals Reducing meal size

NFIs

Alyana

B 2500 SYP	NA
C NA	NA
D 100 SYP	NA
F NA	NA

Khadaan

B 2500 SYP	NA
C NA	5500 SYP
D 45 SYP	NA
F NA	NA

Khweitleh Yarubiyeh

B 3000 SYP	NA
C NA	NA
D 80 SYP	NA
F NA	NA

Alyana
No lack of fuel

Khadaan
No lack of fuel

Khweitleh Yarubiyeh
Burning furniture in use

Most common electricity source

- Main network
- Generator
- No source
- Solar alternative
- Batteries
- No information

Fuel Prices (SYP)*

- B** Butane (cannister)
- C** Coal (1kg)
- D** Diesel (1 litre)
- F** Firewood (1 tonne)

NFI Prices (SYP)*

- Cement (50kg)
- Floor mat (3*4m)
- Plastic tarpaulin (1m²)
- Tent (5 persons)

NA: not available for purchase

Most common strategies used to cope with a lack of fuel

WASH

- Most common water source**
- Status of water source**
- Water is safe to drink
 - Water tastes/smells bad
 - People sick after drinking
 - No information
- Sufficiency of available water to meet household needs**
- Sufficient
 - Insufficient
 - No information
- Most common method of garbage disposal**

Alyana

- Network
- Private paid collection

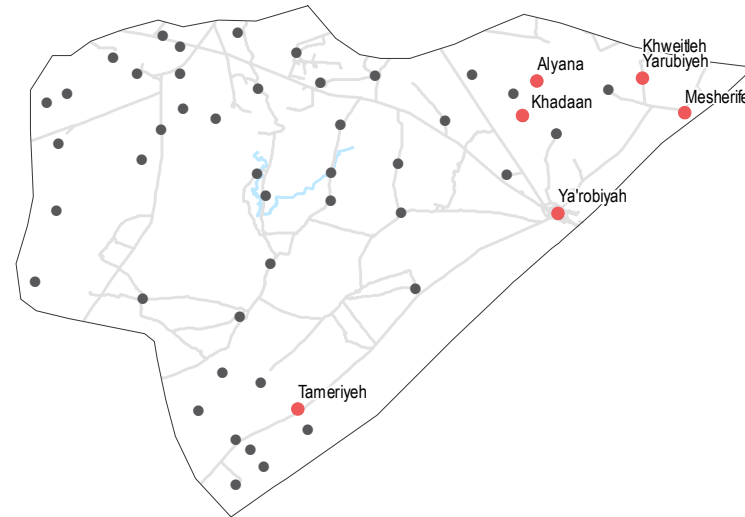
Khadaan

- Network
- Disposed at designated site

Khweitleh Yarubiyeh

- Closed well
- Buried / burned

6/46 communities assessed (3 communities are shown on the next factsheet): Alyana, Khadaan, Khweitleh Yarubiyeh



Food Security

Alyana

- Bread: no info
 - Rice: 400 SYP
 - Lentils: 225 SYP
 - Sugar: 450 SYP
 - Cooking oil: 550 SYP
- Shops
 - No difficulties reported
 - Private bakeries unavailable

Khadaan

- Bread: no info
 - Rice: 400 SYP
 - Lentils: 300 SYP
 - Sugar: 350 SYP
 - Cooking oil: 600 SYP
- Shops
 - No difficulties reported
 - Private bakeries unavailable

Khweitleh Yarubiyeh

- Bread: no info
 - Rice: 500 SYP
 - Lentils: 225 SYP
 - Sugar: 525 SYP
 - Cooking oil: 560 SYP
- Homemade
 - No difficulties reported
 - Private bakeries unavailable

Main challenges to obtaining food

- No challenges
- Some foods unavailable
- Local production decreased
- Lack of access to markets
- Some foods expensive
- Lack of resources to buy food
- Lack of access to fuel
- Cooking fuel unavailable
- No information

Bread (public): 1 pack
 Rice: 1kg
 Lentils: 1kg
 Sugar: 1kg
 Cooking oil: 1 litre

Access to bread

- Most common source of bread
- Most common barriers to accessing bread
- Number of days, per month, where bread from private bakeries was unavailable

Education

- Status of primary schools in village**
- Functioning
 - Not functioning
 - Not available
 - No information
- Barriers to accessing education services**

Khweitleh Yarubiyeh
 Most children accessed education

Alyana
 Most children accessed education

Khadaan
 Some facilities destroyed
 Services are too far

Health

Most common health problems

Alyana
 Pregnancy related diseases
 Acute respiratory infections
 Symptoms of psychological trauma

Most common barriers to accessing healthcare

Alyana
 No facilities in the area
 High cost of transportation
 Services are too expensive

Khadaan
 Chronic diseases
 Severe diseases affecting those aged less than 5

Khadaan
 No facilities in the area
 High cost of transportation
 Services are too expensive

Khweitleh Yarubiyeh
 Diarrhoea
 Pregnancy related diseases
 Malnutrition

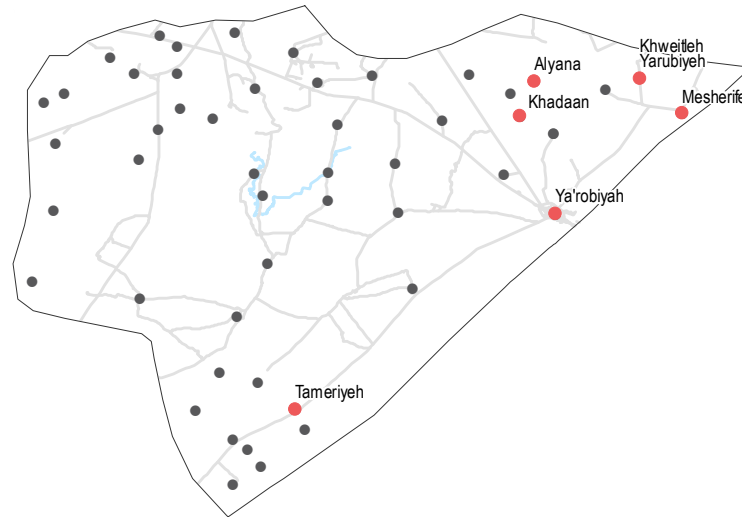
Khweitleh Yarubiyeh
 No facilities in the area
 High cost of transportation
 Services are too expensive

Displacement

- % of pre-conflict population remaining
- % of population that are female
- % of female-headed households
- IDPs living in village
- New IDP arrivals
- Returnees

Mesherifeh		
76-100%	26-50%	1-25%
Yes	No info	No
Tameriyeh		
51-75%	51-75%	1-25%
Yes	No	No
Ya'robiyah		
76-100%	26-50%	1-25%
Yes	No info	No

• 6/46 communities assessed (3 communities are shown on the previous factsheet): Mesherifeh, Tameriyeh, Ya'robiyah



Shelter

- Independent apartment or house
- Shared apartment or house
- Unfinished apartment or house
- Tent
- Private space not for shelter
- Cave/natural shelter
- Collective public space not for shelter
- No IDPs
- No information
- Min - Max: rent paid per room (where known)

Mesherifeh	
NDPs	IDPs
No info	
Tameriyeh	
NDPs	IDPs
No info	
Ya'robiyah	
NDPs	IDPs
1500 - 3000 SYP	

Livelihoods

- Most common sources of income
- Most common strategies used to cope with lack of income / resources

Community	Most common sources of income	Most common strategies used to cope with lack of income / resources
Mesherifeh	Stable employment Farm owning Business/trade	No info
Tameriyeh	Daily employment High risk/illegal work	Borrowing from family/friends High risk/illegal work Skipping meals
Ya'robiyah	Stable employment Business/trade Remittances	No info

NFIs

Mesherifeh

B 2300 SYP	NA
C NA	NA
D 100 SYP	NA
F NA	NA

Tameriyeh

B 2300 SYP	2000 SYP
C NA	5000 SYP
D 50 SYP	NA
F NA	NA

Ya'robiyah

B 2300 SYP	2200 SYP
C 700 SYP	5000 SYP
D 75 SYP	NA
F NA	NA

Mesherifeh

No lack of fuel

Tameriyeh

No lack of fuel

Ya'robiyah

No lack of fuel

Most common electricity source

- Main network
- Generator
- No source
- Solar alternative
- Batteries
- No information

Fuel Prices (SYP)*

- B** Butane (cannister)
- C** Coal (1kg)
- D** Diesel (1 litre)
- F** Firewood (1 tonne)

NFI Prices (SYP)*

- Cement (50kg)
- Floor mat (3*4m)
- Plastic tarpaulin (1m²)
- Tent (5 persons)

NA: not available for purchase

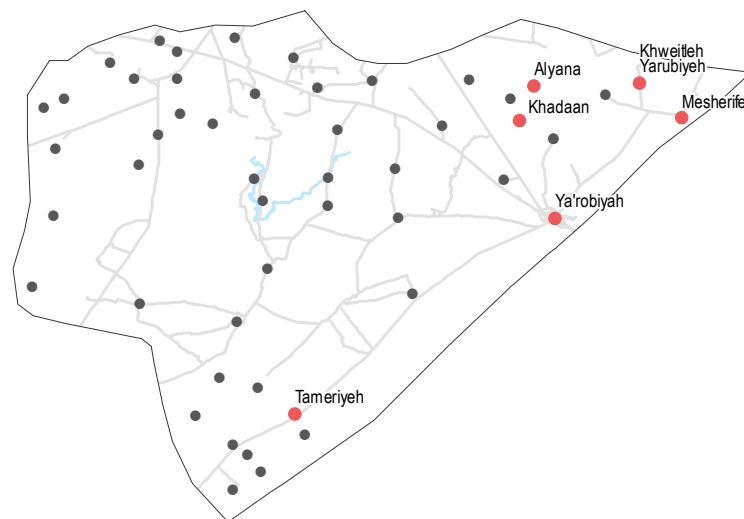
Most common strategies used to cope with a lack of fuel

WASH

- Most common water source**
- Status of water source**
- Water is safe to drink
 - Water tastes/smells bad
 - People sick after drinking
 - No information
- Sufficiency of available water to meet household needs**
- Sufficient
 - Insufficient
 - No information
- Most common method of garbage disposal**

- Mesherifeh**
- Network
 - Left in street / public area
- Tameriyeh**
- Closed well
 - Buried / burned
- Ya'robiyah**
- Network
 - Public free collection

• 6/46 communities assessed (3 communities are shown on the previous factsheet): Mesherifeh, Tameriyeh, Ya'robiyah



Food Security

Mesherifeh

- Bread: no info
 - Rice: 550 SYP
 - Lentils: no info
 - Sugar: 600 SYP
 - Cooking oil: 500 SYP
- Shops**
- No difficulties reported
 - Private bakeries unavailable

Tameriyeh

- Bread: no info
 - Rice: 525 SYP
 - Lentils: 500 SYP
 - Sugar: 300 SYP
 - Cooking oil: 500 SYP
- Homemade**
- No difficulties reported
 - Private bakeries unavailable

Ya'robiyah

- Bread: 100 SYP
 - Rice: 700 SYP
 - Lentils: 300 SYP
 - Sugar: 325 SYP
 - Cooking oil: 600 SYP
- Public bakeries**
- No difficulties reported
 - 0

Main challenges to obtaining food

- No challenges
- Some foods unavailable
- Local production decreased
- Lack of access to markets
- Some foods expensive
- Lack of resources to buy food
- Lack of access to fuel
- Cooking fuel unavailable
- No information

Bread (public): 1 pack
 Rice: 1kg
 Lentils: 1kg
 Sugar: 1kg
 Cooking oil: 1 litre

Access to bread

- Most common source of bread
- Most common barriers to accessing bread
- Number of days, per month, where bread from private bakeries was unavailable

Education

- Status of primary schools in village**
- Functioning
 - Not functioning
 - Not available
 - No information
- Barriers to accessing education services**

Ya'robiyah
 Most children accessed education

Mesherifeh
 Most children accessed education

Tameriyeh
 Most children accessed education

Health

Most common health problems

Most common barriers to accessing healthcare

Mesherifeh

Communicable diseases
 Chronic diseases
 Acute respiratory infections

No facilities in the area
 High cost of transportation
 Lack of transportation

Tameriyeh

Diarrhoea
 Fever

No facilities in the area
 Security concerns around travel
 Security concerns around entering facilities

Ya'robiyah

Diarrhoea
 Chronic diseases

No difficulties reported