

Introduction

This multi-sectoral needs assessment is part of a monthly data collection exercise which aims to gather information about needs and the humanitarian situation inside Syria. The factsheets present information collected in May 2018, referring to the situation in April 2018.

These factsheets present information at the community level for 17 sub-districts in Dar'a governorate. In Dar'a City, neighbourhood level data was collected and information is presented at this level*. Selected key indicators for the following sectors are included in the factsheets: displacement, shelter, non-food items (NFIs), health, food security, water sanitation and hygiene (WASH) and education. The factsheets do not cover the entire range of indicators gathered in the questionnaire.


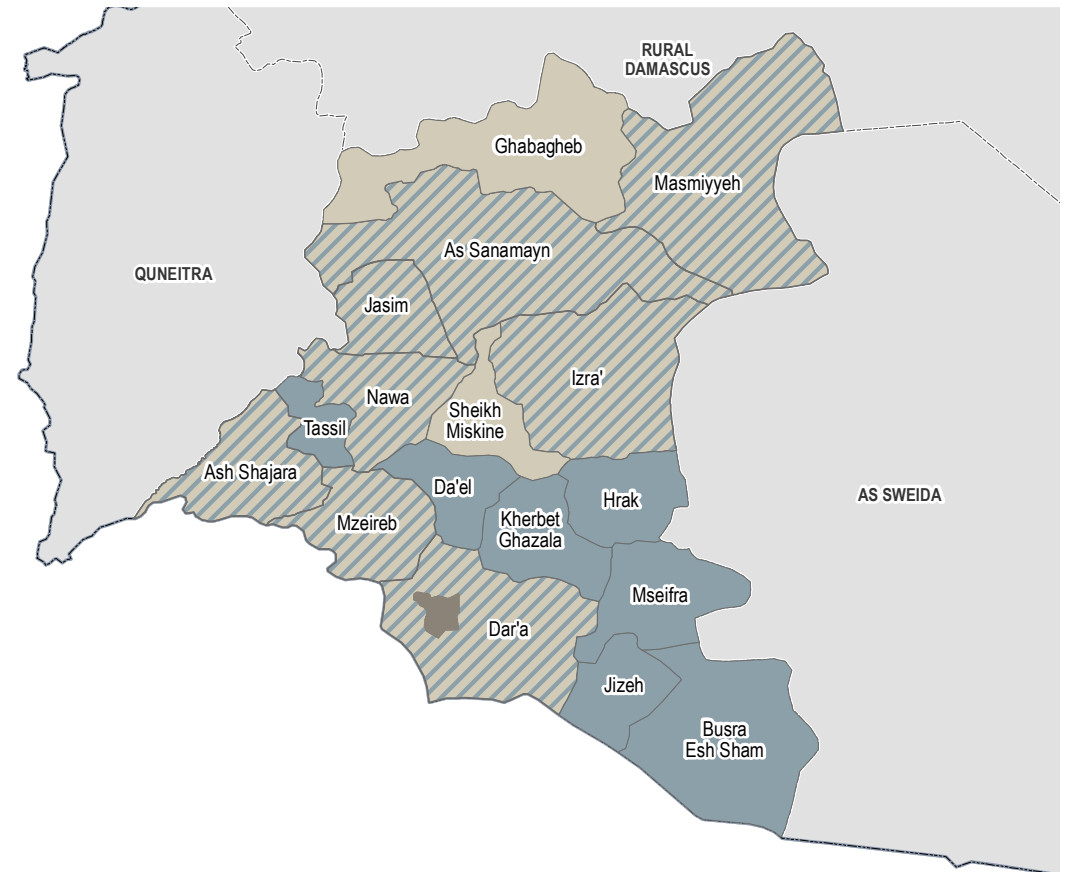
For full visualisation of all indicators collected, please see the SIMAWG Needs Identification Dynamic Reporting Tool, available here: <https://reach3.cern.ch/simawg/Default.aspx>.

Methodology and limitations

These findings are based on data collected both directly and remotely (in Jordan) from Key Informants (KIs) residing in the communities assessed.

Information was collected from KIs in 113 communities in 17 sub-districts of Dar'a governorate. For each question asked, confidence levels were assigned based on the KIs area of expertise and knowledge of the sector-specific situation.

For a full description of the methodology, please see the Terms of Reference, available on the [REACH Resource Centre](#).



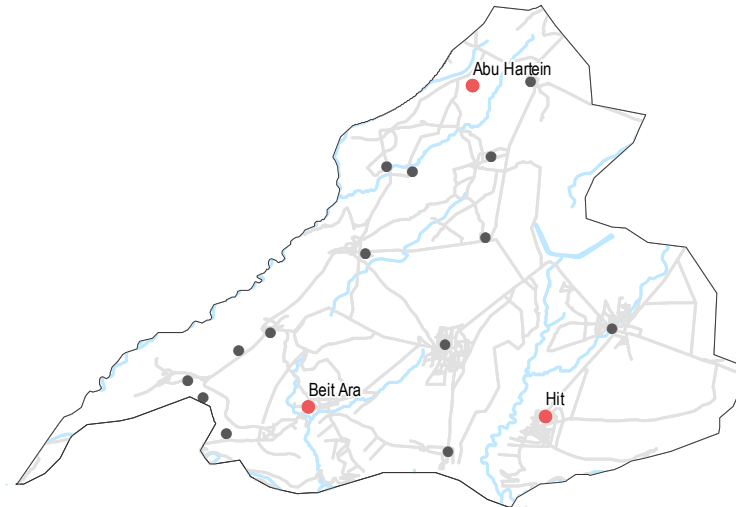
PDF: click on a sub-district name to directly access the relevant factsheet

Displacement

- % of pre-conflict population remaining
- % of population that are female
- % of female-headed households
- IDPs living in village
- New IDP arrivals
- Returnees

Abu Hartein		
1-25%	26-50%	None
Yes	No info	No
Beit Ara		
51-75%	51-75%	1-25%
Yes	No info	No
Hit		
51-75%	26-50%	1-25%
Yes	No info	No

• 3/17 communities assessed : Abu Hartein, Beit Ara, Hit



Shelter

- Independent apartment or house
- Shared apartment or house
- Unfinished apartment or house
- Tent
- Private space not for shelter
- Cave/natural shelter
- Collective public space not for shelter
- No IDPs
- No information
- Min - Max: rent paid per room (where known)

Abu Hartein	
NDPs	IDPs
No info	
Beit Ara	
NDPs	IDPs
No info	
Hit	
NDPs	IDPs
No info	

Livelihoods

Most common sources of income

Most common strategies used to cope with lack of income / resources

Abu Hartein

Daily employment
Farm owning

Borrowing from family/friends

Beit Ara

Daily employment
Farm owning

Children sent to work/beg
Borrowing from family/friends

Hit

Daily employment
Farm owning
Savings

Children sent to work/beg
Borrowing from family/friends

NFIs

Abu Hartein

B NA	NA
C NA	NA
D NA	NA
F NA	NA

Beit Ara

B 6500 SYP	NA
C NA	NA
D 425 SYP	NA
F NA	NA

Hit

B 6500 SYP	NA
C NA	NA
D 400 SYP	NA
F NA	NA

Abu Hartein

Cutting trees
Burning furniture not in use

Beit Ara

Cutting trees
Burning clothes
Burning plastics

Hit

Cutting trees
Burning clothes
Burning plastics

Most common electricity source

- Main network
- Generator
- No source
- Solar alternative
- Batteries
- No information

Fuel Prices (SYP)*

- B** Butane (cannister)
- C** Coal (1kg)
- D** Diesel (1 litre)
- F** Firewood (1 tonne)

NFI Prices (SYP)*

- Cement (50kg)
- Floor mat (3*4m)
- Plastic tarpaulin (1m²)
- Tent (5 persons)

NA: not available for purchase

Most common strategies used to cope with a lack of fuel

WASH

- Most common water source**
- Status of water source**
- Water is safe to drink
 - Water tastes/smells bad
 - People sick after drinking
 - No information
- Sufficiency of available water to meet household needs**
- Sufficient
 - Insufficient
 - No information
- Most common method of garbage disposal**

Abu Hartein

- Water trucking
- Disposed at designated site

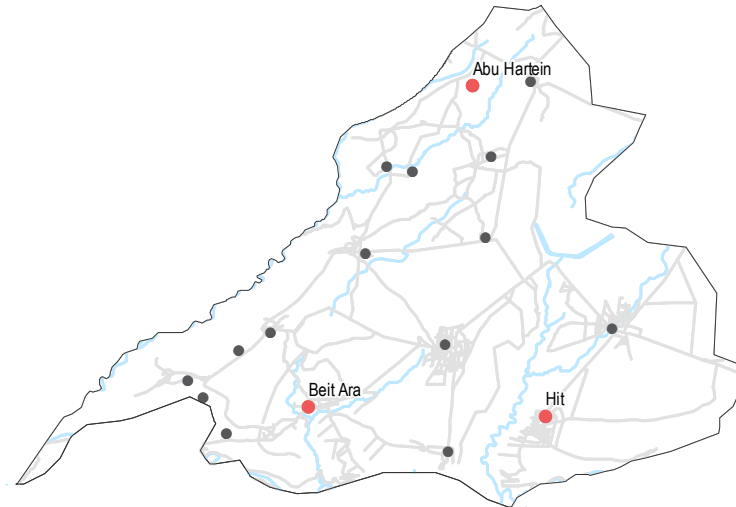
Beit Ara

- Network
- Buried / burned

Hit

- Protected spring
- Left in street / public area

• 3/17 communities assessed : Abu Hartein, Beit Ara, Hit



Education

- Status of primary schools in village**
- Functioning
 - Not functioning
 - Not available
 - No information
- Barriers to accessing education services**

Hit

- Some facilities destroyed
- Lack of teaching staff
- Unsafe route to services

Abu Hartein
 No spaces available

Beit Ara
 Lack of teaching staff
 Unsafe route to services
 Parents do not approve of curriculum

Health

- Most common health problems**
- Most common barriers to accessing healthcare**

Abu Hartein

- Disabilities
- Chronic diseases
- Severe diseases affecting those aged less than 5

Beit Ara

- Diarrhoea
- Chronic diseases
- Severe diseases affecting those aged less than 5
- No facilities in the area
- Security concerns around travel
- Lack of transportation

Hit

- Skin diseases
- Chronic diseases
- Acute respiratory infections
- No facilities in the area
- High cost of transportation
- Lack of transportation

Food Security

Abu Hartein

- Bread: no info
- Rice: no info
- Lentils: no info
- Sugar: no info
- Cooking oil: no info
- Bread is not available in the village
- No difficulties reported
- Private bakeries unavailable

Beit Ara

- Bread: no info
- Rice: 650 SYP
- Lentils: 400 SYP
- Sugar: 300 SYP
- Cooking oil: 850 SYP
- Homemade
- Yeast not always available
- Flour not always available
- Wheat not always available
- Private bakeries unavailable

Hit

- Bread: no info
- Rice: 650 SYP
- Lentils: 350 SYP
- Sugar: 350 SYP
- Cooking oil: 900 SYP
- Shops
- Yeast not always available
- Flour not always available
- Wheat not always available
- Private bakeries unavailable

Main challenges to obtaining food

- No challenges
- Some foods unavailable
- Local production decreased
- Some foods expensive
- Lack of resources to buy food
- Lack of access to fuel
- Cooking fuel unavailable
- No information

Bread (public): 1 pack
 Rice: 1kg
 Lentils: 1 kg
 Sugar: 1kg
 Cooking oil: 1 litre

Access to bread

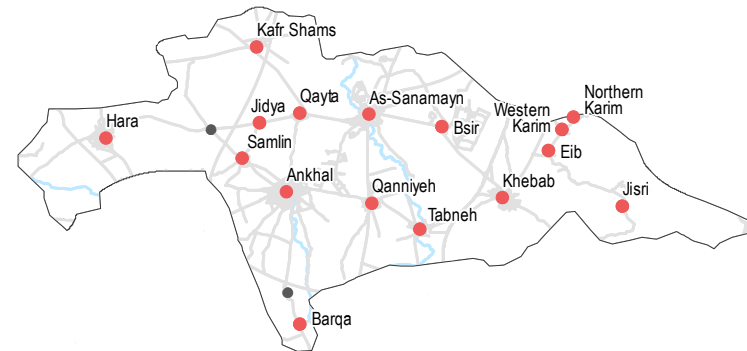
- Most common source of bread
- Most common barriers to accessing bread
- Number of days, per month, where bread from private bakeries was unavailable

Displacement

- % of pre-conflict population remaining
- % of population that are female
- % of female-headed households
- IDPs living in village
- New IDP arrivals
- Returnees

Community	% of pre-conflict population remaining	% of population that are female	% of female-headed households	IDPs living in village	New IDP arrivals	Returnees
Ankhal	51-75%	51-75%	1-25%	Yes	No	No
As Sanamayn	51-75%	51-75%	26-50%	Yes	No	No
Barqa	76-100%	51-75%	26-50%	Yes	No info	No
Bsir	76-100%	51-75%	26-50%	Yes	No info	No

• 16/17 communities assessed (12 communities are shown on the next three factsheets): Ankhal, As Sanamayn, Barqa, Bsir



NFIs

Community	Lightbulb (Electricity)	Lightbulb (Electricity)
Ankhal	B 6000 SYP, C 500 SYP, D 325 SYP, F 70000 SYP	Bsir: B 3000 SYP, C 450 SYP, D 275 SYP, F 45000 SYP
As Sanamayn	B 3000 SYP, C 450 SYP, D 275 SYP, F 50000 SYP	
Barqa	B 5500 SYP, C 450 SYP, D 325 SYP, F 50000 SYP	

- Most common electricity source
- Main network
 - Generator
 - No source
 - Solar alternative
 - Batteries
 - No information
- Fuel Prices (SYP)*
- B** Butane (cannister)
 - C** Coal (1kg)
 - D** Diesel (1 litre)
 - F** Firewood (1 tonne)
- NFI Prices (SYP)*
- Cement (50kg)
 - Floor mat (3*4m)
 - Plastic tarpaulin (1m²)
 - Tent (5 persons)
- NA: not available for purchase

Shelter

- Most common shelter
- Independent apartment or house
 - Shared apartment or house
 - Unfinished apartment or house
 - Tent
 - Private space not for shelter
 - Cave/natural shelter
 - Collective public space not for shelter
 - No IDPs
 - No information
- Min - Max: rent paid per room (where known)

Community	NDPs	IDPs
Ankhal	3000 - 3500 SYP	No info
As Sanamayn	5000 - 10000 SYP	No info
Barqa	No info	No info

Livelihoods

- Most common sources of income
- Most common strategies used to cope with lack of income / resources

Community	Most common sources of income	Most common strategies used to cope with lack of income / resources
Ankhal	Stable employment Daily employment Farm owning	Children sent to work/beg Borrowing from family/friends Skipping meals
As Sanamayn	Stable employment Daily employment Business/trade	Borrowing from family/friends Skipping meals Reducing meal size
Barqa	Daily employment Business/trade Support from family/friends	Borrowing from family/friends Skipping meals Reducing meal size
Bsir	Stable employment Farm owning Support from family/friends	Taking loans/buying on credit Skipping meals Reducing meal size

Barqa

B 5500 SYP	NA
C 450 SYP	4000 SYP
D 325 SYP	3500 SYP
F 50000 SYP	NA

Ankhal

Burning productive assets

As Sanamayn

No lack of fuel

Bsir

No lack of fuel

Barqa

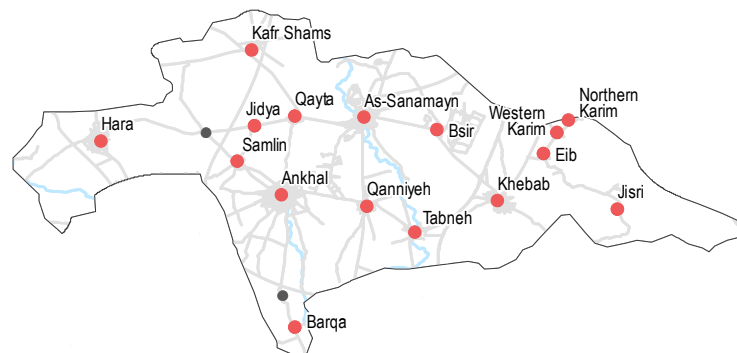
Cutting trees
 Burning furniture not in use
 Burning plastics

WASH

- Most common water source**
- Status of water source**
- Water is safe to drink
 - Water tastes/smells bad
 - People sick after drinking
 - No information
- Sufficiency of available water to meet household needs**
- Sufficient
 - Insufficient
 - No information
- Most common method of garbage disposal**

- Ankhal**
- Closed well
 - Public free collection
- As Sanamayn**
- Network
 - Public free collection
- Barqa**
- Closed well
 - Public free collection
- Bsir**
- Network
 - Public free collection

• 16/17 communities assessed (12 communities are shown on the next three factsheets): Ankhal, As Sanamayn, Barqa, Bsir



Food Security

Ankhal

- Private bakeries
- Bread: no info
- Rice: 650 SYP
- Lentils: 400 SYP
- Sugar: 275 SYP
- Cooking oil: 750 SYP
- No difficulties reported

As Sanamayn

- Public bakeries
- Bread: 50 SYP
- Rice: 550 SYP
- Lentils: 400 SYP
- Sugar: 265 SYP
- Cooking oil: 700 SYP
- No difficulties reported

Barqa

- Private bakeries
- Bread: no info
- Rice: 550 SYP
- Lentils: 400 SYP
- Sugar: 265 SYP
- Cooking oil: 700 SYP
- No difficulties reported

Bsir

- Public bakeries
- Bread: 50 SYP
- Rice: 550 SYP
- Lentils: 400 SYP
- Sugar: 250 SYP
- Cooking oil: 700 SYP
- No difficulties reported

Main challenges to obtaining food

- No challenges
- Some foods unavailable
- Local production decreased
- Lack of access to markets
- Some foods expensive
- Lack of resources to buy food
- Lack of access to fuel
- Cooking fuel unavailable
- No information

Bread (public): 1 pack
 Rice: 1kg
 Lentils: 1kg
 Sugar: 1kg
 Cooking oil: 1 litre

Access to bread

- Most common source of bread
- Most common barriers to accessing bread
- Number of days, per month, where bread from private bakeries was unavailable

Education

- Status of primary schools in village**
- Functioning
 - Not functioning
 - Not available
 - No information
- Barriers to accessing education services**

- Barqa**
- Most children accessed education
- Bsir**
- Most children accessed education

Ankhal

Most children accessed education

As Sanamayn

Most children accessed education

Health

- Most common health problems
- Most common barriers to accessing healthcare

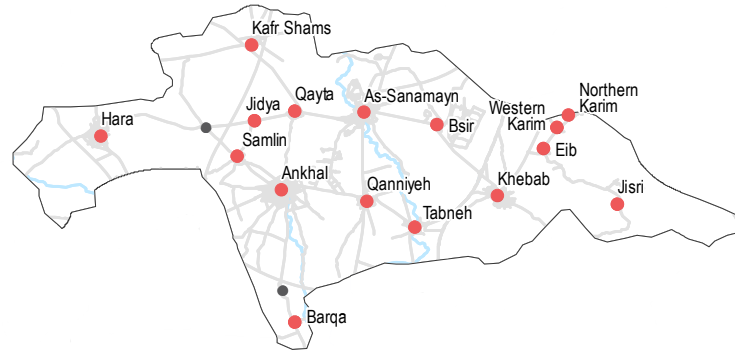
Community	Most common health problems	Most common barriers to accessing healthcare
Ankhal	Chronic diseases Pregnancy related diseases Severe diseases affecting those aged less than 5	No difficulties reported
As Sanamayn	Communicable diseases Chronic diseases Acute respiratory infections	No difficulties reported
Barqa	Communicable diseases Chronic diseases Acute respiratory infections	No facilities in the area Security concerns around travel High cost of transportation
Bsir	Communicable diseases Chronic diseases Acute respiratory infections	No difficulties reported

Displacement

- % of pre-conflict population remaining
- % of population that are female
- % of female-headed households
- IDPs living in village
- New IDP arrivals
- Returnees

Community	% of pre-conflict population remaining	% of population that are female	% of female-headed households	IDPs living in village	New IDP arrivals	Returnees
Eib	1-25%	None	No info	Yes	No info	No
Hara	76-100%	51-75%	1-25%	Yes	No	No
Jidya	26-50%	51-75%	1-25%	Yes	No info	Yes
Jisri	1-25%	51-75%	1-25%	Yes	No info	No

• 16/17 communities assessed (4 communities are shown on the previous factsheet, 8 communities are shown on the next two factsheets): Eib, Hara, Jidya, Jisri



NFIs

Community	Most common electricity source	Fuel Prices (SYP)*	NFI Prices (SYP)*
Eib	B 7000 SYP, C NA, D 325 SYP, F NA	B 6000 SYP, C 4000 SYP, D 3500 SYP, F NA	B 3500 SYP, C 500 SYP, D 225 SYP, F NA
Jisri	B 6000 SYP, C 500 SYP, D 325 SYP, F 70000 SYP	B NA, C 3800 SYP, D 400 SYP, F NA	B NA, C 3200 SYP, D 425 SYP, F NA

Hara

B 6000 SYP	NA
C 500 SYP	3800 SYP
D 325 SYP	400 SYP
F 70000 SYP	NA

Jidya

B 3500 SYP	NA
C 500 SYP	3200 SYP
D 225 SYP	425 SYP
F NA	NA

- Most common electricity source
- Main network
 - Generator
 - No source
 - Solar alternative
 - Batteries
 - No information
- Fuel Prices (SYP)*
- B** Butane (cannister)
 - C** Coal (1kg)
 - D** Diesel (1 litre)
 - F** Firewood (1 tonne)
- NFI Prices (SYP)*
- Cement (50kg)
 - Floor mat (3*4m)
 - Plastic tarpaulin (1m²)
 - Tent (5 persons)
- NA: not available for purchase

Shelter

- Most common shelter
- Independent apartment or house
 - Shared apartment or house
 - Unfinished apartment or house
 - Tent
 - Private space not for shelter
 - Cave/natural shelter
 - Collective public space not for shelter
 - No IDPs
 - No information
- Min - Max: rent paid per room (where known)

Community	Most common sources of income	Most common strategies used to cope with lack of income / resources
Eib	NDPs, IDPs, No info	High risk/illegal work, High risk/illegal work, Reducing meal size
Hara	NDPs, IDPs, 4500 - 5500 SYP	Stable employment, Daily employment, Business/trade, Borrowing from family/friends, Skipping meals
Jidya	NDPs, IDPs, No info	Stable employment, Daily employment, Business/trade, Borrowing from family/friends
Jisri	NDPs, IDPs, No info	Daily employment, Business/trade, Children sent to work/beg, Borrowing from family/friends

Livelihoods

Community	Most common sources of income	Most common strategies used to cope with lack of income / resources
Eib	NDPs, IDPs, No info	High risk/illegal work, High risk/illegal work, Reducing meal size
Hara	NDPs, IDPs, 4500 - 5500 SYP	Stable employment, Daily employment, Business/trade, Borrowing from family/friends, Skipping meals
Jidya	NDPs, IDPs, No info	Stable employment, Daily employment, Business/trade, Borrowing from family/friends
Jisri	NDPs, IDPs, No info	Daily employment, Business/trade, Children sent to work/beg, Borrowing from family/friends

Eib

- Cutting trees
- Burning furniture in use
- Burning plastics

Hara

- Burning productive assets

Jidya

- No lack of fuel

Jisri

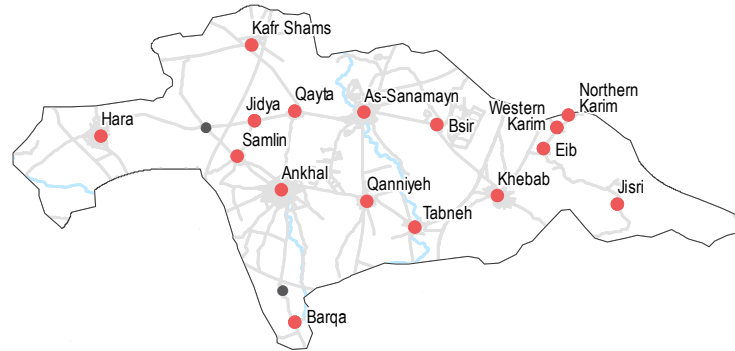
- Burning productive assets
- Burning waste

WASH

- Most common water source**
- Status of water source**
- Water is safe to drink
 - Water tastes/smells bad
 - People sick after drinking
 - No information
- Sufficiency of available water to meet household needs**
- Sufficient
 - Insufficient
 - No information
- Most common method of garbage disposal**

- Eib**
- Closed well
 - Left in street / public area
- Hara**
- Closed well
 - Public free collection
- Jidya**
- Closed well
 - Public free collection
- Jisri**
- Closed well
 - Buried / burned

• 16/17 communities assessed (4 communities are shown on the previous factsheet, 8 communities are shown on the next two factsheets): Eib, Hara, Jidya, Jisri



Education

- Status of primary schools in village**
- Functioning
 - Not functioning
 - Not available
 - No information
- Barriers to accessing education services**

- Jidya**
- Most children accessed education
- Jisri**
- Services not accessible

- Eib**
- Some facilities destroyed
 - Lack of teaching staff
 - Lack of school supplies

- Hara**
- Most children accessed education

Health

- Most common health problems**
- Most common barriers to accessing healthcare**

Community	Most common health problems	Most common barriers to accessing healthcare
Eib	Communicable diseases Chronic diseases Acute respiratory infections	No facilities in the area Security concerns around travel High cost of transportation
Hara	Chronic diseases Pregnancy related diseases Severe diseases affecting those aged less than 5	No difficulties reported
Jidya	Chronic diseases Pregnancy related diseases Severe diseases affecting those aged less than 5	No difficulties reported
Jisri	Chronic diseases Pregnancy related diseases Severe diseases affecting those aged less than 5	No facilities in the area

Food Security

- Eib**
- Bread: no info
 - Rice: 550 SYP
 - Lentils: 400 SYP
 - Sugar: 250 SYP
 - Cooking oil: 700 SYP
- Private bakeries
- High price of flour
 - Flour not always available
 - High price of yeast
- 1 to 10

- Hara**
- Bread: no info
 - Rice: 650 SYP
 - Lentils: 400 SYP
 - Sugar: 300 SYP
 - Cooking oil: 750 SYP
- Private bakeries
- No difficulties reported
- 0

- Jidya**
- Bread: 75 SYP
 - Rice: 650 SYP
 - Lentils: 400 SYP
 - Sugar: 275 SYP
 - Cooking oil: 750 SYP
- Shops
- No difficulties reported
- Private bakeries unavailable

- Jisri**
- Bread: no info
 - Rice: 600 SYP
 - Lentils: 400 SYP
 - Sugar: 300 SYP
 - Cooking oil: 700 SYP
- Shops
- No difficulties reported
- Private bakeries unavailable

Main challenges to obtaining food

- No challenges
- Some foods unavailable
- Local production decreased
- Lack of access to markets
- Some foods expensive
- Lack of resources to buy food
- Lack of access to fuel
- Cooking fuel unavailable
- No information

Bread (public): 1 pack
 Rice: 1kg
 Lentils: 1kg
 Sugar: 1kg
 Cooking oil: 1 litre

Access to bread

- Most common source of bread

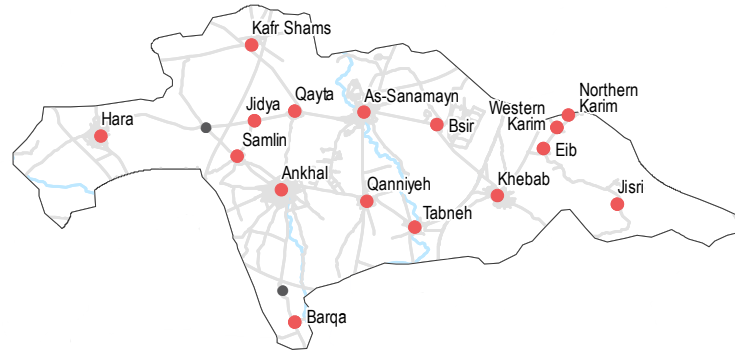
- Most common barriers to accessing bread
- Number of days, per month, where bread from private bakeries was unavailable

Displacement

- % of pre-conflict population remaining
- % of population that are female
- % of female-headed households
- IDPs living in village
- New IDP arrivals
- Returnees

Community	% of pre-conflict population remaining	% of population that are female	% of female-headed households	IDPs living in village	New IDP arrivals	Returnees
Kafr Shams	76-100%	51-75%	1-25%	Yes	No	No
Khebab	76-100%	51-75%	26-50%	Yes	No info	No
Northern Karim	51-75%	26-50%	1-25%	Yes	No info	No
Qanniyeh	26-50%	51-75%	1-25%	Yes	No info	No

• 16/17 communities assessed (8 communities are shown on the previous two factsheets, 4 communities are shown on the next factsheet): Kafr Shams, Khebab, Northern Karim, Qanniyeh



NFIs

Community	Most common electricity source	Fuel Prices (SYP)*	NFI Prices (SYP)*
Kafr Shams	<ul style="list-style-type: none"> B 6000 SYP C 500 SYP D 325 SYP F 70000 SYP 	<ul style="list-style-type: none"> NA 3800 SYP 400 SYP NA 	<ul style="list-style-type: none"> NA 4000 SYP 3500 SYP NA
Qanniyeh	<ul style="list-style-type: none"> B 3500 SYP C 500 SYP D 225 SYP F 75000 SYP 	<ul style="list-style-type: none"> 2200 SYP 3200 SYP 400 SYP NA 	<ul style="list-style-type: none"> NA 4000 SYP 3500 SYP NA
Khebab	<ul style="list-style-type: none"> B 3000 SYP C 450 SYP D 275 SYP F 55000 SYP 	<ul style="list-style-type: none"> NA 4000 SYP 3500 SYP NA 	<ul style="list-style-type: none"> NA 1700 SYP 700 SYP NA
Northern Karim	<ul style="list-style-type: none"> B 4700 SYP C NA D 290 SYP F NA 	<ul style="list-style-type: none"> NA 1700 SYP 700 SYP NA 	<ul style="list-style-type: none"> NA 1700 SYP 700 SYP NA

- Most common electricity source
- Main network
 - Generator
 - No source
 - Solar alternative
 - Batteries
 - No information
- Fuel Prices (SYP)*
- B** Butane (cannister)
 - C** Coal (1kg)
 - D** Diesel (1 litre)
 - F** Firewood (1 tonne)
- NFI Prices (SYP)*
- Cement (50kg)
 - Floor mat (3*4m)
 - Plastic tarpaulin (1m²)
 - Tent (5 persons)
- NA: not available for purchase

Shelter

- Independent apartment or house
 - Shared apartment or house
 - Unfinished apartment or house
 - Tent
 - Private space not for shelter
 - Cave/natural shelter
 - Collective public space not for shelter
 - No IDPs
 - No information
- Min - Max: rent paid per room (where known)

Community	Most common shelter	Min - Max: rent paid per room (where known)
Kafr Shams	<ul style="list-style-type: none"> NDPs IDPs 	No info
Khebab	<ul style="list-style-type: none"> NDPs IDPs 	5000 - 10000 SYP
Northern Karim	<ul style="list-style-type: none"> NDPs IDPs 	No info
Qanniyeh	<ul style="list-style-type: none"> NDPs IDPs 	3500 - 4000 SYP

Livelihoods

Community	Most common sources of income	Most common strategies used to cope with lack of income / resources
Kafr Shams	<ul style="list-style-type: none"> Stable employment Daily employment Business/trade 	<ul style="list-style-type: none"> Children sent to work/beg Borrowing from family/friends
Khebab	<ul style="list-style-type: none"> Stable employment Farm owning Support from family/friends 	<ul style="list-style-type: none"> Taking loans/buying on credit Skipping meals Reducing meal size
Northern Karim	<ul style="list-style-type: none"> Daily employment High risk/illegal work 	<ul style="list-style-type: none"> High risk/illegal work Selling household assets
Qanniyeh	<ul style="list-style-type: none"> Stable employment Daily employment Business/trade 	<ul style="list-style-type: none"> Borrowing from family/friends

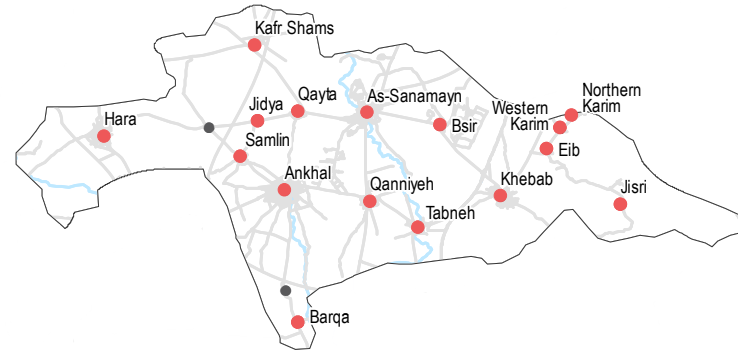
- Most common strategies used to cope with a lack of fuel
- Burning productive assets
 - No lack of fuel
 - No lack of fuel
 - No lack of fuel

WASH

- Most common water source**
- Status of water source**
- Water is safe to drink
 - Water tastes/smells bad
 - People sick after drinking
 - No information
- Sufficiency of available water to meet household needs**
- Sufficient
 - Insufficient
 - No information
- Most common method of garbage disposal**

- Kafr Shams**
- Closed well
 - Public free collection
- Khebab**
- Network
 - Public free collection
- Northern Karim**
- Closed well
 - Buried / burned
- Qanniyeh**
- Closed well
 - Public free collection

• 16/17 communities assessed (8 communities are shown on the previous two factsheets, 4 communities are shown on the next factsheet): Kafr Shams, Khebab, Northern Karim, Qanniyeh



Food Security

Kafr Shams

- Bread: no info
- Rice: 600 SYP
- Lentils: 400 SYP
- Sugar: 300 SYP
- Cooking oil: 750 SYP
- Private bakeries
- No difficulties reported

Khebab

- Bread: 50 SYP
- Rice: 550 SYP
- Lentils: 400 SYP
- Sugar: 265 SYP
- Cooking oil: 700 SYP
- Public bakeries
- No difficulties reported

Northern Karim

- Bread: 75 SYP
- Rice: 650 SYP
- Lentils: 375 SYP
- Sugar: 275 SYP
- Cooking oil: 700 SYP
- Distribution by others
- Flour too expensive
- Private bakeries unavailable

Qanniyeh

- Bread: 75 SYP
- Rice: 650 SYP
- Lentils: 400 SYP
- Sugar: 275 SYP
- Cooking oil: 750 SYP
- Public bakeries
- No difficulties reported
- Private bakeries unavailable

Main challenges to obtaining food

- No challenges
- Some foods unavailable
- Local production decreased
- Lack of access to markets
- Some foods expensive
- Lack of resources to buy food
- Lack of access to fuel
- Cooking fuel unavailable
- No information

Bread (public): 1 pack
 Rice: 1kg
 Lentils: 1kg
 Sugar: 1kg
 Cooking oil: 1 litre

Access to bread

- Most common source of bread
- Most common barriers to accessing bread
- Number of days, per month, where bread from private bakeries was unavailable

Education

- Status of primary schools in village**
- Functioning
 - Not functioning
 - Not available
 - No information
- Barriers to accessing education services**

- Northern Karim**
- Most children accessed education
- Qanniyeh**
- Most children accessed education

Kafr Shams

Most children accessed education

Khebab

Most children accessed education

Health

- Most common health problems
- Most common barriers to accessing healthcare

Kafr Shams

- Chronic diseases
- Pregnancy related diseases
- Severe diseases affecting those aged less than 5
- No difficulties reported

Khebab

- Communicable diseases
- Chronic diseases
- Acute respiratory infections
- No difficulties reported

Northern Karim

- Chronic diseases
- Pregnancy related diseases
- Acute respiratory infections
- High cost of transportation
- Lack of transportation
- Disability/Injuries/Illness

Qanniyeh

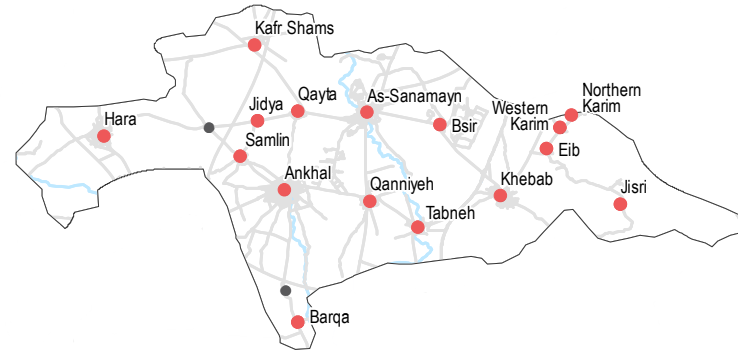
- Chronic diseases
- Pregnancy related diseases
- Severe diseases affecting those aged less than 5
- No difficulties reported

Displacement

- % of pre-conflict population remaining
- % of population that are female
- % of female-headed households
- IDPs living in village
- New IDP arrivals
- Returnees

Community	% of pre-conflict population remaining	% of population that are female	% of female-headed households	IDPs living in village	New IDP arrivals	Returnees
Qayta	51-75%	51-75%	1-25%	Yes	No	No
Samlin	26-50%	26-50%	1-25%	Yes	No info	No
Tabneh	76-100%	26-50%	1-25%	Yes	No info	No
Western Karim	51-75%	26-50%	1-25%	Yes	No	No

• 16/17 communities assessed (12 communities are shown on the previous three factsheets): Qayta, Samlin, Tabneh, Western Karim



NFIs

Community	Lightbulb (Main network)	Generator	No source	Solar alternative	Batteries	No information
Qayta	B 3500 SYP	2200 SYP	C 500 SYP	D 225 SYP	F 75000 SYP	NA
Western Karim	B 4000 SYP	NA	C NA	D 300 SYP	F NA	NA
Samlin	B 5000 SYP	NA	C 450 SYP	D 315 SYP	F 50000 SYP	NA

- Most common electricity source
- Main network
 - Generator
 - No source
 - Solar alternative
 - Batteries
 - No information
- Fuel Prices (SYP)*
- B** Butane (cannister)
 - C** Coal (1kg)
 - D** Diesel (1 litre)
 - F** Firewood (1 tonne)
- NFI Prices (SYP)*
- Cement (50kg)
 - Floor mat (3*4m)
 - Plastic tarpaulin (1m²)
 - Tent (5 persons)
- NA: not available for purchase

Shelter

- Most common shelter
- Independent apartment or house
 - Shared apartment or house
 - Unfinished apartment or house
 - Tent
 - Private space not for shelter
 - Cave/natural shelter
 - Collective public space not for shelter
 - No IDPs
 - No information
- Min - Max: rent paid per room (where known)

Community	NDPs	IDPs
Qayta	4000 - 6000 SYP	
Western Karim		No info
Samlin		
Tabneh		

Livelihoods

- Most common sources of income
- Most common strategies used to cope with lack of income / resources

Community	Most common sources of income	Most common strategies used to cope with lack of income / resources
Qayta	Stable employment Daily employment Business/trade	Borrowing from family/friends
Samlin	Daily employment Farm owning Support from family/friends	Borrowing from family/friends Skipping meals Reducing meal size
Tabneh	Stable employment Farm owning Support from family/friends	Taking loans/buying on credit Skipping meals Reducing meal size
Western Karim	Daily employment High risk/illegal work	Borrowing from family/friends Selling household assets

Community	Lightbulb (Main network)	Generator	No source	Solar alternative	Batteries	No information
Tabneh	B 3000 SYP	2000 SYP	C 450 SYP	D 275 SYP	F 50000 SYP	NA

Qayta
No lack of fuel

Samlin
Cutting trees
Burning furniture not in use
Burning plastics

Tabneh
No lack of fuel

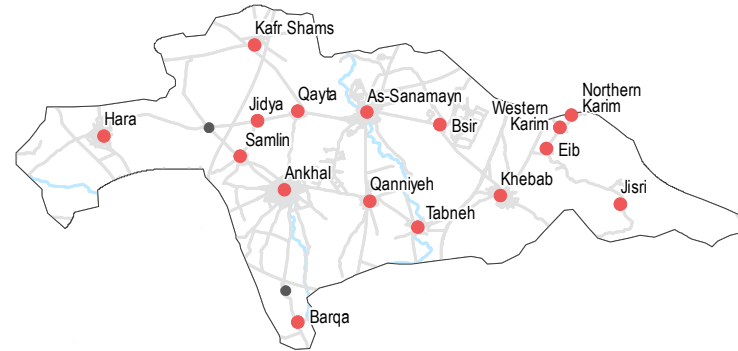
Western Karim
No lack of fuel

WASH

- Most common water source**
- Status of water source**
- Water is safe to drink
 - Water tastes/smells bad
 - People sick after drinking
 - No information
- Sufficiency of available water to meet household needs**
- Sufficient
 - Insufficient
 - No information
- Most common method of garbage disposal**

- Qayta**
- Closed well
 - Public free collection
- Samlin**
- Closed well
 - Public free collection
- Tabneh**
- Network
 - Public free collection
- Western Karim**
- Closed well
 - Buried / burned

• 16/17 communities assessed (12 communities are shown on the previous three factsheets): Qayta, Samlin, Tabneh, Western Karim



Food Security

Qayta

- Bread: 75 SYP
 - Rice: 650 SYP
 - Lentils: 400 SYP
 - Sugar: 275 SYP
 - Cooking oil: 750 SYP
- Shops
 - No difficulties reported
 - Private bakeries unavailable

Samlin

- Bread: no info
 - Rice: 550 SYP
 - Lentils: 400 SYP
 - Sugar: 250 SYP
 - Cooking oil: 450 SYP
- Private bakeries
 - No difficulties reported
 - 0

Tabneh

- Bread: 50 SYP
 - Rice: 550 SYP
 - Lentils: 400 SYP
 - Sugar: 250 SYP
 - Cooking oil: 700 SYP
- Public bakeries
 - No difficulties reported
 - 0

Western Karim

- Bread: 100 SYP
 - Rice: 650 SYP
 - Lentils: 350 SYP
 - Sugar: 275 SYP
 - Cooking oil: 650 SYP
- Distribution by others
 - High price of flour
 - Flour not always available
 - Private bakeries unavailable

Main challenges to obtaining food

- No challenges
- Some foods unavailable
- Local production decreased
- Lack of access to markets
- Some foods expensive
- Lack of resources to buy food
- Lack of access to fuel
- Cooking fuel unavailable
- No information

Bread (public): 1 pack
Rice: 1kg
Lentils: 1kg
Sugar: 1kg
Cooking oil: 1 litre

Access to bread

- Most common source of bread

- Most common barriers to accessing bread
- Number of days, per month, where bread from private bakeries was unavailable

Education

- Status of primary schools in village**
- Functioning
 - Not functioning
 - Not available
 - No information
- Barriers to accessing education services**

- Tabneh**
- Most children accessed education
- Western Karim**
- Most children accessed education

Qayta

Most children accessed education

Samlin

Most children accessed education

Health

- Most common health problems
- Most common barriers to accessing healthcare

Qayta

Chronic diseases
Pregnancy related diseases
Severe diseases affecting those aged less than 5

No difficulties reported

Samlin

Communicable diseases
Chronic diseases
Acute respiratory infections

No facilities in the area
Security concerns around travel
High cost of transportation

Tabneh

Communicable diseases
Chronic diseases
Acute respiratory infections

No difficulties reported

Western Karim

Chronic diseases
Pregnancy related diseases
Acute respiratory infections

High cost of transportation
Lack of transportation

Busra Esh Sham 1/2, Dar'a Governorate

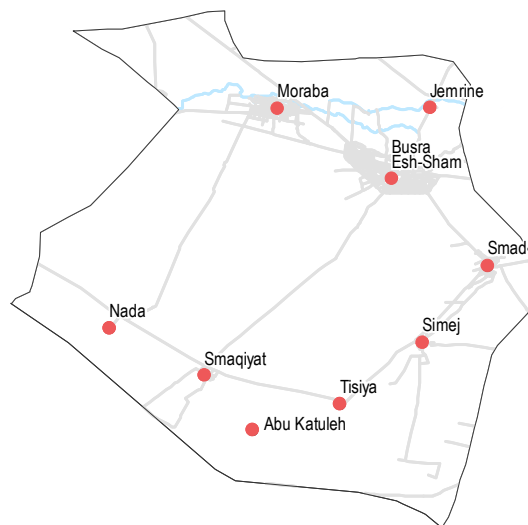
April 2018

Displacement

- % of pre-conflict population remaining
- % of population that are female
- % of female-headed households
- IDPs living in village
- New IDP arrivals
- Returnees

Community	% of pre-conflict population remaining	% of population that are female	% of female-headed households	IDPs living in village	New IDP arrivals	Returnees
Abu Katuleh	51-75%	51-75%	1-25%	Yes	No	No
Busra Esh-Sham	51-75%	51-75%	1-25%	Yes	Yes	Yes
Jemrine	51-75%	51-75%	1-25%	Yes	No	No
Moraba	51-75%	51-75%	1-25%	Yes	No	No
Nada	76-100%	51-75%	1-25%	Yes	No	No

• 9/9 communities assessed (4 communities are shown on the next factsheet): Abu Katuleh, Busra Esh-Sham, Jemrine, Moraba, Nada



Shelter

- Independent apartment or house
- Shared apartment or house
- Unfinished apartment or house
- Tent
- Private space not for shelter
- Cave/natural shelter
- Collective public space not for shelter
- No IDPs
- No information
- Min - Max: rent paid per room (where known)

Community	Most common shelter	NDPs	IDPs
Abu Katuleh	Independent apartment or house	No info	No info
Moraba	Independent apartment or house	3000 - 3500 SYP	No info
Busra Esh-Sham	Independent apartment or house	No info	No info
Nada	Independent apartment or house	No info	No info
Jemrine	Independent apartment or house	No info	No info

Livelihoods

Most common sources of income

Most common strategies used to cope with lack of income / resources

Community	Most common sources of income	Most common strategies used to cope with lack of income / resources
Abu Katuleh	Daily employment Business/trade Support from family/friends	Children sent to work/beg Borrowing from family/friends High risk/illegal work
Busra Esh-Sham	Stable employment Daily employment Remittances	Children sent to work/beg Borrowing from family/friends Skipping meals
Jemrine	Daily employment Business/trade	High risk/illegal work Selling household assets
Moraba	Stable employment Daily employment Business/trade	Children sent to work/beg Borrowing from family/friends Skipping meals
Nada	Daily employment Business/trade Support from family/friends	Children sent to work/beg Borrowing from family/friends High risk/illegal work

NFIs

Community	Lightbulb icon	Lightbulb icon
Abu Katuleh	B 5500 SYP C NA D 325 SYP F NA	NA NA NA NA
Moraba	B 5500 SYP C 500 SYP D 300 SYP F NA	2750 SYP 500 SYP 1500 SYP 75000 SYP
Busra Esh-Sham	B 5500 SYP C 500 SYP D 325 SYP F NA	2750 SYP 450 SYP 1500 SYP 75000 SYP
Nada	B 5500 SYP C NA D 350 SYP F NA	NA NA NA NA
Jemrine	B 5400 SYP C NA D 320 SYP F NA	NA 1500 SYP 800 SYP NA

- Most common electricity source
- Main network
 - Generator
 - No source
 - Solar alternative
 - Batteries
 - No information
- Fuel Prices (SYP)*
- B** Butane (cannister)
 - C** Coal (1kg)
 - D** Diesel (1 litre)
 - F** Firewood (1 tonne)
- NFI Prices (SYP)*
- Cement (50kg)
 - Floor mat (3*4m)
 - Plastic tarpaulin (1m²)
 - Tent (5 persons)
- NA: not available for purchase

Abu Katuleh
Cutting trees
Burning productive assets
Burning plastics

Busra Esh-Sham
Cutting trees

Jemrine
No lack of fuel

Moraba
Cutting trees
Burning furniture not in use

Nada
No lack of fuel

Busra Esh Sham 1/2, Dar'a Governorate

April 2018

WASH

Most common water source

Status of water source

- Water is safe to drink
- Water tastes/smells bad
- People sick after drinking
- No information

Sufficiency of available water to meet household needs

- Sufficient
- Insufficient
- No information

Most common method of garbage disposal

Abu Katuleh

Water trucking

Buried / burned

Busra Esh-Sham

Network

Public free collection

Jemrine

Closed well

Public free collection

Moraba

Network

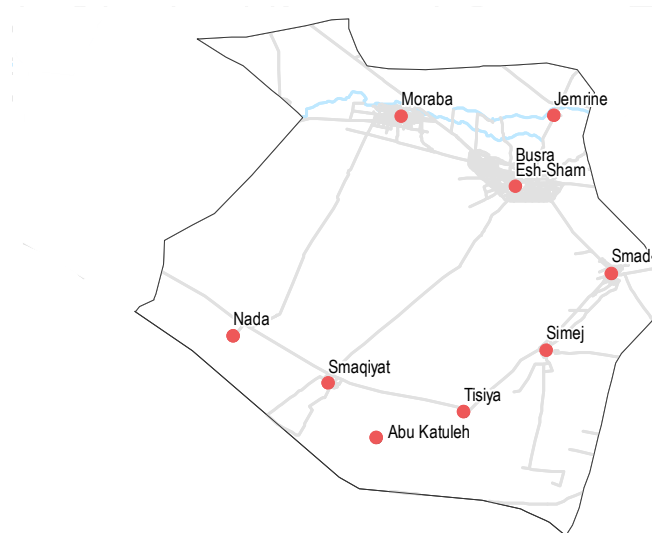
Public free collection

Nada

Water trucking

Buried / burned

9/9 communities assessed (4 communities are shown on the next factsheet): Abu Katuleh, Busra Esh-Sham, Jemrine, Moraba, Nada



Education

Status of primary schools in village

- Functioning
- Not functioning
- Not available
- No information

Barriers to accessing education services

Jemrine

Most children accessed education

Moraba

Most children accessed education

Abu Katuleh

Most children accessed education

Nada

Most children accessed education

Busra Esh-Sham

Most children accessed education

Health

Most common health problems

Most common barriers to accessing healthcare

Abu Katuleh

Communicable diseases
Chronic diseases
Acute respiratory infections

No facilities in the area
High cost of transportation
Lack of transportation

Busra Esh-Sham

Maternal health issues
Acute respiratory infections
Severe diseases affecting those aged less than 5

Old age
Disability/Injuries/Illness

Jemrine

Chronic diseases
Acute respiratory infections

No difficulties reported

Moraba

Injuries
Acute respiratory infections
Severe diseases affecting those aged less than 5

Old age
Disability/Injuries/Illness

Nada

Communicable diseases
Chronic diseases
Acute respiratory infections

No facilities in the area
High cost of transportation
Lack of transportation

Food Security

Abu Katuleh

Bread: no info
Rice: no info
Lentils: no info
Sugar: no info
Cooking oil: no info

Bread is not available in the village

No difficulties reported

Private bakeries unavailable

Busra Esh-Sham

Bread: 125 SYP
Rice: 500 SYP
Lentils: 200 SYP
Sugar: 270 SYP
Cooking oil: 600 SYP

Distribution by others

No difficulties reported

Private bakeries unavailable

Jemrine

Bread: 100 SYP
Rice: 650 SYP
Lentils: 375 SYP
Sugar: 275 SYP
Cooking oil: 700 SYP

Distribution by others

Flour too expensive

Private bakeries unavailable

Moraba

Bread: 125 SYP
Rice: 500 SYP
Lentils: 200 SYP
Sugar: 260 SYP
Cooking oil: 650 SYP

Distribution by others

No difficulties reported

0

Nada

Bread: 150 SYP
Rice: 550 SYP
Lentils: no info
Sugar: 300 SYP
Cooking oil: 750 SYP

Public bakeries

No difficulties reported

Private bakeries unavailable

Main challenges to obtaining food

- No challenges
- Some foods unavailable
- Local production decreased
- Lack of access to markets
- Some foods expensive
- Lack of resources to buy food
- Lack of access to fuel
- Cooking fuel unavailable
- No information

Bread (public): 1 pack
Rice: 1kg
Lentils: 1kg
Sugar: 1kg
Cooking oil: 1 litre

Access to bread

Most common source of bread

Most common barriers to accessing bread

Number of days, per month, where bread from private bakeries was unavailable

Busra Esh Sham 2/2, Dar'a Governorate

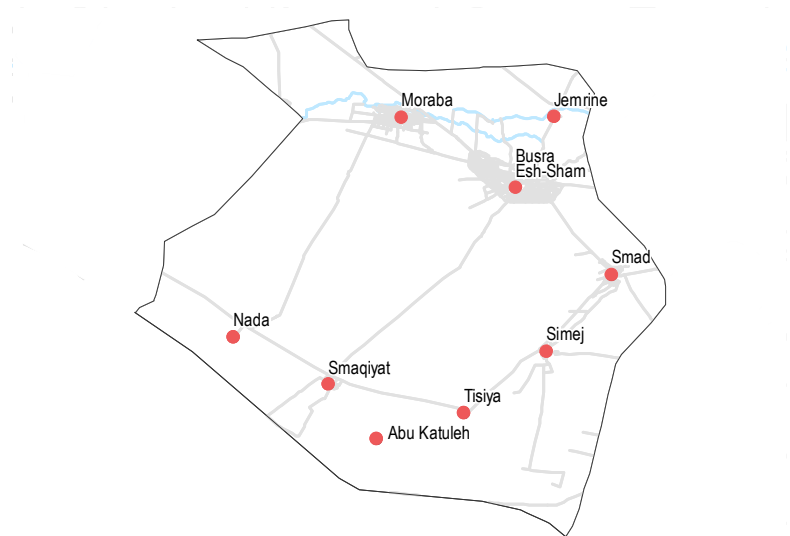
April 2018

Displacement

- % of pre-conflict population remaining
- % of population that are female
- % of female-headed households
- IDPs living in village
- New IDP arrivals
- Returnees

Community	% of pre-conflict population remaining	% of population that are female	% of female-headed households	IDPs living in village	New IDP arrivals	Returnees
Simej	76-100%	51-75%	1-25%	Yes	No	No
Smad	51-75%	51-75%	1-25%	Yes	Yes	Yes
Smaqiyat	76-100%	51-75%	1-25%	Yes	No	No
Tisiya	1-25%	51-75%	1-25%	Yes	No	No

• 9/9 communities assessed (5 communities are shown on the previous factsheet): Simej, Smad, Smaqiyat, Tisiya



Shelter

- Independent apartment or house
- Shared apartment or house
- Unfinished apartment or house
- Tent
- Private space not for shelter
- Cave/natural shelter
- Collective public space not for shelter
- No IDPs
- No information
- Min - Max: rent paid per room (where known)

Community	NDPs	IDPs
Simej		
Smad		
Smaqiyat		
Tisiya	No info	

Livelihoods

Most common sources of income

Most common strategies used to cope with lack of income / resources

Community	Most common sources of income	Most common strategies used to cope with lack of income / resources
Simej	Daily employment Business/trade Support from family/friends	Children sent to work/beg Borrowing from family/friends Selling household assets
Smad	Stable employment Daily employment Remittances	Borrowing from family/friends High risk/illegal work Skipping meals
Smaqiyat	High risk/illegal work Business/trade Support from family/friends	Children sent to work/beg Borrowing from family/friends High risk/illegal work
Tisiya	High risk/illegal work Business/trade Support from family/friends	Children sent to work/beg Borrowing from family/friends High risk/illegal work

NFIs

Community	B	C	D	F
Simej	B 5400 SYP	C NA	D 325 SYP	F NA
Smad	B 5600 SYP	C 500 SYP	D 325 SYP	F NA
Smaqiyat	B 5500 SYP	C NA	D 325 SYP	F NA
Tisiya	B 5500 SYP	C NA	D 350 SYP	F NA

- Most common electricity source
- Main network
 - Generator
 - No source
 - Solar alternative
 - Batteries
 - No information
- Fuel Prices (SYP)*
- B** Butane (cannister)
 - C** Coal (1kg)
 - D** Diesel (1 litre)
 - F** Firewood (1 tonne)
- NFI Prices (SYP)*
- Cement (50kg)
 - Floor mat (3*4m)
 - Plastic tarpaulin (1m²)
 - Tent (5 persons)
- NA: not available for purchase

Most common strategies used to cope with a lack of fuel

Simej
Cutting trees
Burning productive assets
Burning plastics

Smad
Cutting trees

Tisiya
No lack of fuel

Smaqiyat
Cutting trees
Burning productive assets
Burning plastics

WASH

Most common water source

Status of water source

- Water is safe to drink
- Water tastes/smells bad
- People sick after drinking
- No information

Sufficiency of available water to meet household needs

- Sufficient
- Insufficient
- No information

Most common method of garbage disposal

Simej

- Water trucking
- Buried / burned

Smad

- Closed well
- Public free collection

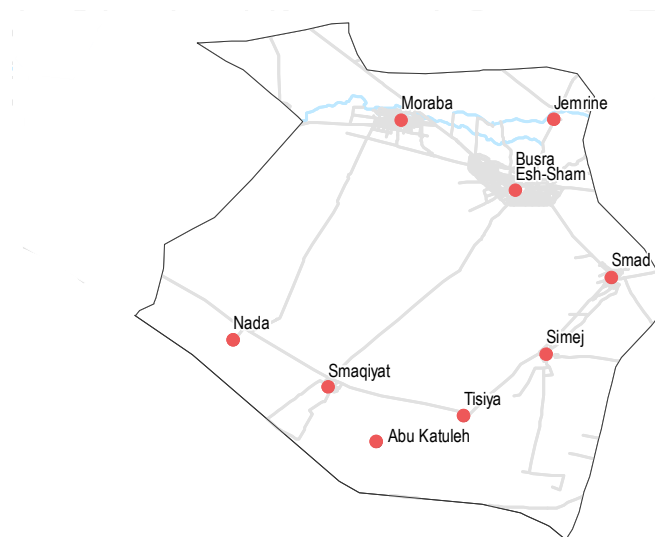
Smaqiyat

- Water trucking
- Buried / burned

Tisiya

- Water trucking
- Buried / burned

• 9/9 communities assessed (5 communities are shown on the previous factsheet): Simej, Smad, Smaqiyat, Tisiya



Food Security

Simej

Bread: 150 SYP
Rice: 600 SYP
Lentils: 350 SYP
Sugar: 300 SYP
Cooking oil: 750 SYP

- Bread is not available in the village
- No difficulties reported
- Private bakeries unavailable

Smad

Bread: no info
Rice: 500 SYP
Lentils: 200 SYP
Sugar: 270 SYP
Cooking oil: 650 SYP

- Distribution by others
- No difficulties reported
- Private bakeries unavailable

Smaqiyat

Bread: 150 SYP
Rice: 600 SYP
Lentils: 350 SYP
Sugar: 300 SYP
Cooking oil: 775 SYP

- Bread is not available in the village
- No difficulties reported
- Private bakeries unavailable

Tisiya

Bread: no info
Rice: no info
Lentils: no info
Sugar: no info
Cooking oil: no info

- Bread is not available in the village
- No difficulties reported
- Private bakeries unavailable

Main challenges to obtaining food

- No challenges
- Some foods unavailable
- Local production decreased
- Lack of access to markets
- Some foods expensive
- Lack of resources to buy food
- Lack of access to fuel
- Cooking fuel unavailable
- No information

Bread (public): 1 pack
Rice: 1kg
Lentils: 1kg
Sugar: 1kg
Cooking oil: 1 litre

Access to bread

- Most common source of bread

- Most common barriers to accessing bread
- Number of days, per month, where bread from private bakeries was unavailable

Education

Status of primary schools in village

- Functioning
- Not functioning
- Not available
- No information

Barriers to accessing education services

Smaqiyat

Most children accessed education

Tisiya

Lack of teaching staff

Simej

Most children accessed education

Smad

Most children accessed education

Health

Most common health problems

Most common barriers to accessing healthcare

Community	Most common health problems	Most common barriers to accessing healthcare
Simej	Communicable diseases Chronic diseases Acute respiratory infections	No facilities in the area High cost of transportation Lack of transportation
Smad	Chronic diseases Acute respiratory infections Severe diseases affecting those aged less than 5	High cost of transportation Old age Disability/Injuries/Illness
Smaqiyat	Communicable diseases Acute respiratory infections	No difficulties reported
Tisiya	Communicable diseases Chronic diseases Acute respiratory infections	No facilities in the area High cost of transportation Lack of transportation

Da'el, Dar'a Governorate

April 2018

Displacement

- % of pre-conflict population remaining
- % of population that are female
- % of female-headed households
- IDPs living in village
- New IDP arrivals
- Returnees

Abtaa		Da'el	
76-100%	51-75%	51-75%	26-50%
Yes	No	Yes	No
No	No	No	No

• 2/2 communities assessed : Abtaa, Da'el



Shelter

- Independent apartment or house
 - Shared apartment or house
 - Unfinished apartment or house
 - Tent
 - Private space not for shelter
 - Cave/natural shelter
 - Collective public space not for shelter
 - No IDPs
 - No information
- Min - Max: rent paid per room (where known)

Abtaa	
NDPs	IDPs
1500 - 2000 SYP	

Da'el	
NDPs	IDPs
2000 - 2500 SYP	

Livelihoods

Most common sources of income

Most common strategies used to cope with lack of income / resources

Abtaa

Stable employment
Daily employment
Business/trade

Children sent to work/beg

Da'el

Stable employment
Daily employment
Business/trade

Children sent to work/beg

NFIs

Abtaa

B 5400 SYP	2800 SYP
C 350 SYP	7500 SYP
D 300 SYP	1000 SYP
F 80000 SYP	65000 SYP

Da'el

B 5400 SYP	2800 SYP
C 350 SYP	8000 SYP
D 300 SYP	1200 SYP
F 80000 SYP	64000 SYP

Most common electricity source

- Main network
- Generator
- No source
- Solar alternative
- Batteries
- No information

Fuel Prices (SYP)*

- B** Butane (cannister)
- C** Coal (1kg)
- D** Diesel (1 litre)
- F** Firewood (1 tonne)

NFI Prices (SYP)*

- Cement (50kg)
- Floor mat (3*4m)
- Plastic tarpaulin (1m²)
- Tent (5 persons)

NA: not available for purchase

Abtaa
No lack of fuel

Da'el
No lack of fuel

Most common strategies used to cope with a lack of fuel

Da'el, Dar'a Governorate

April 2018

WASH

- Most common water source**
- Status of water source**
- Water is safe to drink
 - Water tastes/smells bad
 - People sick after drinking
 - No information
- Sufficiency of available water to meet household needs**
- Sufficient
 - Insufficient
 - No information
- Most common method of garbage disposal**

- Abtaa**
- Network
 - Private paid collection
- Da'el**
- Network
 - Private paid collection

• 2/2 communities assessed : Abtaa, Da'el



Food Security

Abtaa

- Private bakeries
- Bread: no info
- Rice: 500 SYP
- Lentils: 265 SYP
- Sugar: 250 SYP
- Cooking oil: 600 SYP
- No difficulties reported
- 0

Da'el

- Private bakeries
- Bread: no info
- Rice: 550 SYP
- Lentils: 280 SYP
- Sugar: 250 SYP
- Cooking oil: 600 SYP
- No difficulties reported
- 0

Main challenges to obtaining food

- No challenges
- Some foods unavailable
- Local production decreased
- Lack of access to markets
- Some foods expensive
- Lack of resources to buy food
- Lack of access to fuel
- Cooking fuel unavailable
- No information

Bread (public): 1 pack
 Rice: 1kg
 Lentils: 1kg
 Sugar: 1kg
 Cooking oil: 1 litre

Access to bread

- Most common source of bread
- Most common barriers to accessing bread
- Number of days, per month, where bread from private bakeries was unavailable

Education

- Status of primary schools in village**
- Functioning
 - Not functioning
 - Not available
 - No information
- Barriers to accessing education services**

Abtaa
 Most children accessed education

Da'el
 Most children accessed education

Health

- Most common health problems
- Most common barriers to accessing healthcare

Abtaa

- Disabilities
- Chronic diseases
- Severe diseases affecting those aged less than 5

No difficulties reported

Da'el

- Disabilities
- Chronic diseases
- Maternal health issues

No difficulties reported

Dar'a 1/2, Dar'a Governorate

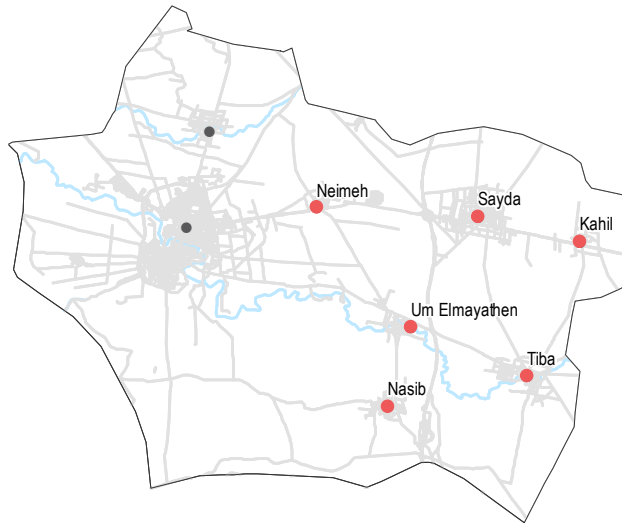
April 2018

Displacement

- % of pre-conflict population remaining
- % of population that are female
- % of female-headed households
- IDPs living in village
- New IDP arrivals
- Returnees

Kahil		
51-75%	51-75%	1-25%
Yes	No	No
Nasib		
76-100%	51-75%	1-25%
Yes	No	No
Neimeh		
26-50%	26-50%	1-25%
Yes	No	No

• 6/8 communities assessed (3 communities are shown on the next factsheet): Kahil, Nasib, Neimeh



Shelter

- Independent apartment or house
- Shared apartment or house
- Unfinished apartment or house
- Tent
- Private space not for shelter
- Cave/natural shelter
- Collective public space not for shelter
- No IDPs
- No information
- Min - Max: rent paid per room (where known)

Kahil	
NDPs	IDPs
10000 -	15000 SYP
Nasib	
NDPs	IDPs
10000 -	15000 SYP
Neimeh	
NDPs	IDPs
No info	

Livelihoods

Most common sources of income

Most common strategies used to cope with lack of income / resources

Kahil	Stable employment Farm owning Remittances	No info
Nasib	Stable employment Daily employment Business/trade	Children sent to work/beg Borrowing from family/friends
Neimeh	Stable employment Daily employment Remittances	Borrowing from family/friends

NFIs

Kahil

B 5400 SYP	2700 SYP
C 400 SYP	8300 SYP
D 290 SYP	500 SYP
F NA	NA

Nasib

B 5000 SYP	2500 SYP
C 450 SYP	12000 SYP
D 350 SYP	4000 SYP
F NA	NA

Neimeh

B 5300 SYP	NA
C 400 SYP	NA
D 300 SYP	NA
F NA	NA

Kahil

No lack of fuel

Nasib

No lack of fuel

Neimeh

No lack of fuel

Most common electricity source

- Main network
- Generator
- No source
- Solar alternative
- Batteries
- No information

Fuel Prices (SYP)*

- B** Butane (cannister)
- C** Coal (1kg)
- D** Diesel (1 litre)
- F** Firewood (1 tonne)

NFI Prices (SYP)*

- Cement (50kg)
- Floor mat (3*4m)
- Plastic tarpaulin (1m²)
- Tent (5 persons)

NA: not available for purchase

Most common strategies used to cope with a lack of fuel

Dar'a 1/2, Dar'a Governorate

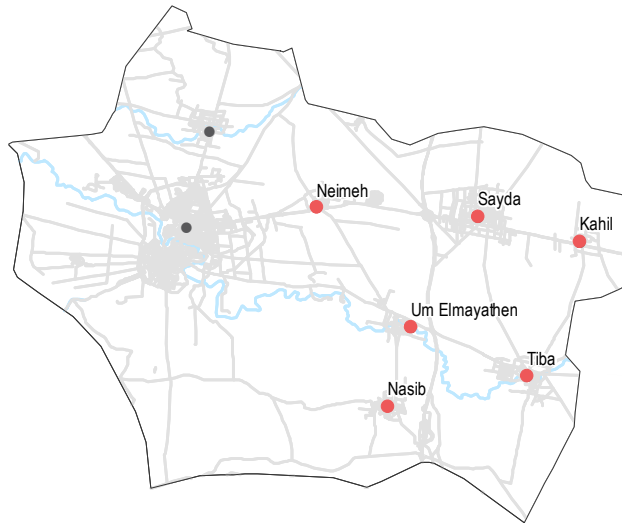
April 2018

WASH

- Most common water source**
- Status of water source**
- Water is safe to drink
 - Water tastes/smells bad
 - People sick after drinking
 - No information
- Sufficiency of available water to meet household needs**
- Sufficient
 - Insufficient
 - No information
- Most common method of garbage disposal**

- Kahil**
- Closed well
 - Public free collection
- Nasib**
- Network
 - Public free collection
- Neimeh**
- Closed well
 - Public free collection

6/8 communities assessed (3 communities are shown on the next factsheet): Kahil, Nasib, Neimeh



Food Security

Kahil

- Private bakeries
 - No difficulties reported
 - 0
- Bread: no info
Rice: 500 SYP
Lentils: 175 SYP
Sugar: 240 SYP
Cooking oil: 600 SYP

Nasib

- Shops
 - Yeast not always available
 - Flour not always available
 - Wheat not always available
 - 0
- Bread: 150 SYP
Rice: 600 SYP
Lentils: 250 SYP
Sugar: 250 SYP
Cooking oil: 800 SYP

Neimeh

- Private bakeries
 - No difficulties reported
 - 0
- Bread: no info
Rice: 500 SYP
Lentils: 200 SYP
Sugar: 250 SYP
Cooking oil: 600 SYP

Main challenges to obtaining food

- No challenges
- Some foods unavailable
- Local production decreased
- Lack of access to markets
- Some foods expensive
- Lack of resources to buy food
- Lack of access to fuel
- Cooking fuel unavailable
- No information

Bread (public): 1 pack
Rice: 1kg
Lentils: 1 kg
Sugar: 1kg
Cooking oil: 1 litre

Access to bread

- Most common source of bread
- Most common barriers to accessing bread
- Number of days, per month, where bread from private bakeries was unavailable

Education

- Status of primary schools in village**
- Functioning
 - Not functioning
 - Not available
 - No information
- Barriers to accessing education services**

Neimeh
Most children accessed education

Kahil
Most children accessed education

Nasib
Most children accessed education

Health

- Most common health problems
- Most common barriers to accessing healthcare

Community	Most common health problems	Most common barriers to accessing healthcare
Kahil	Diarrhoea Acute respiratory infections	No difficulties reported
Nasib	Diarrhoea Skin diseases Severe diseases affecting those aged less than 5	No difficulties reported
Neimeh	Disabilities Diarrhoea Acute respiratory infections	No difficulties reported

Dar'a 2/2, Dar'a Governorate

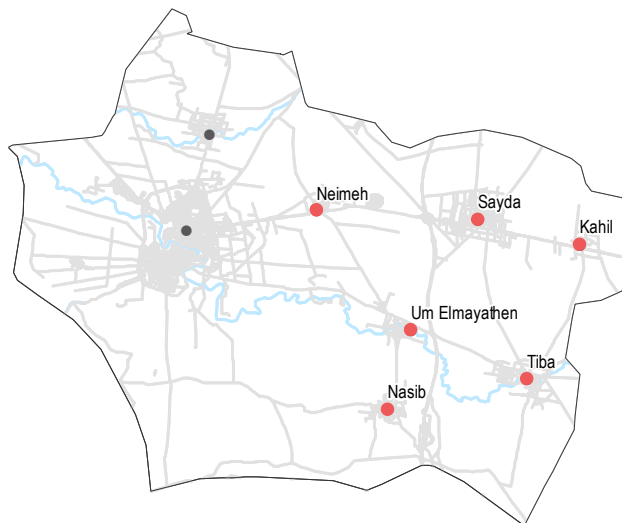
April 2018

Displacement

- % of pre-conflict population remaining
- % of population that are female
- % of female-headed households
- IDPs living in village
- New IDP arrivals
- Returnees

Sayda		
26-50%	26-50%	1-25%
Yes	No	No
Tiba		
51-75%	51-75%	1-25%
Yes	No	No
Um Elmayathen		
76-100%	51-75%	1-25%
Yes	No	No

• 6/8 communities assessed (3 communities are shown on the previous factsheet): Sayda, Tiba, Um Elmayathen



Shelter

- Independent apartment or house
- Shared apartment or house
- Unfinished apartment or house
- Tent
- Private space not for shelter
- Cave/natural shelter
- Collective public space not for shelter
- No IDPs
- No information
- Min - Max: rent paid per room (where known)

Sayda	
NDPs	IDPs
3500 - 4000 SYP	
Tiba	
NDPs	IDPs
10000 - 15000 SYP	
Um Elmayathen	
NDPs	IDPs
9000 - 10000 SYP	

Livelihoods

Most common sources of income

Most common strategies used to cope with lack of income / resources

Community	Most common sources of income	Most common strategies used to cope with lack of income / resources
Sayda	Stable employment Daily employment Business/trade	Children sent to work/beg
Tiba	Stable employment Daily employment Business/trade	Children sent to work/beg Borrowing from family/friends
Um Elmayathen	Daily employment Business/trade Remittances	Children sent to work/beg Borrowing from family/friends

NFIs

Sayda

B 5400 SYP	2650 SYP
C 350 SYP	8000 SYP
D 300 SYP	1250 SYP
F 80000 SYP	63000 SYP

Tiba

B 5000 SYP	2500 SYP
C 400 SYP	13000 SYP
D 350 SYP	NA
F NA	NA

Um Elmayathen

B 5000 SYP	2500 SYP
C 450 SYP	12000 SYP
D 350 SYP	NA
F NA	NA

Sayda

No lack of fuel

Tiba

No lack of fuel

Um Elmayathen

No lack of fuel

Most common electricity source

- Main network
- Generator
- No source
- Solar alternative
- Batteries
- No information

Fuel Prices (SYP)*

- B** Butane (cannister)
- C** Coal (1kg)
- D** Diesel (1 litre)
- F** Firewood (1 tonne)

NFI Prices (SYP)*

- Cement (50kg)
- Floor mat (3*4m)
- Plastic tarpaulin (1m²)
- Tent (5 persons)
- NA: not available for purchase

Most common strategies used to cope with a lack of fuel

Dar'a 2/2, Dar'a Governorate

April 2018

WASH

- Most common water source**
- Status of water source**
- Water is safe to drink
 - Water tastes/smells bad
 - People sick after drinking
 - No information
- Sufficiency of available water to meet household needs**
- Sufficient
 - Insufficient
 - No information
- Most common method of garbage disposal**

Sayda

- Network
- Private paid collection

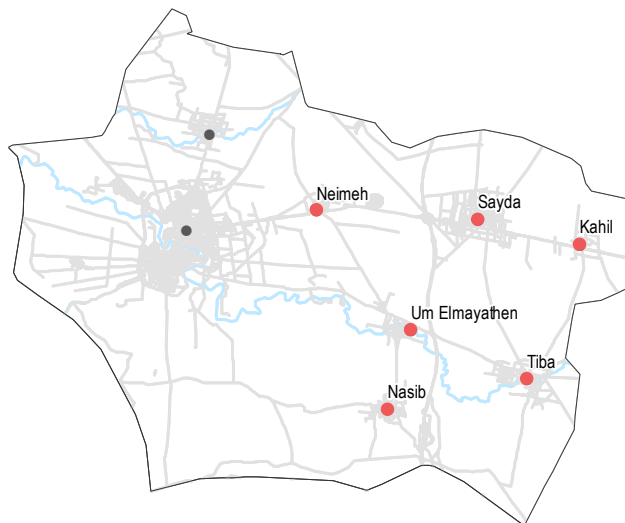
Tiba

- Network
- Public free collection

Um Elmayathen

- Network
- Public free collection

• 6/8 communities assessed (3 communities are shown on the previous factsheet): Sayda, Tiba, Um Elmayathen



Food Security

Sayda

- Private bakeries
- Bread: no info
- Rice: 500 SYP
- Lentils: 270 SYP
- Sugar: 250 SYP
- Cooking oil: 600 SYP
- No difficulties reported

Tiba

- Shops
- Bread: no info
- Rice: 600 SYP
- Lentils: 250 SYP
- Sugar: 250 SYP
- Cooking oil: 800 SYP
- Yeast not always available
- Flour not always available
- Wheat not always available

Um Elmayathen

- Shops
- Bread: 150 SYP
- Rice: 600 SYP
- Lentils: 300 SYP
- Sugar: 250 SYP
- Cooking oil: 800 SYP
- Yeast not always available
- Flour not always available
- Wheat not always available
- Private bakeries unavailable

Main challenges to obtaining food

- No challenges
- Some foods unavailable
- Local production decreased
- Lack of access to markets
- Some foods expensive
- Lack of resources to buy food
- Lack of access to fuel
- Cooking fuel unavailable
- No information

Bread (public): 1 pack
Rice: 1kg
Lentils: 1kg
Sugar: 1kg
Cooking oil: 1 litre

Access to bread

- Most common source of bread
- Most common barriers to accessing bread
- Number of days, per month, where bread from private bakeries was unavailable

Education

- Status of primary schools in village**
- Functioning
 - Not functioning
 - Not available
 - No information
- Barriers to accessing education services**

Um Elmayathen

Most children accessed education

Sayda

Most children accessed education

Tiba

Most children accessed education

Health

Most common health problems

Most common barriers to accessing healthcare

Sayda

Disabilities
Acute respiratory infections
Severe diseases affecting those aged less than 5

No difficulties reported

Tiba

Diarrhoea
Skin diseases
Severe diseases affecting those aged less than 5

No difficulties reported

Um Elmayathen

Diarrhoea
Skin diseases
Severe diseases affecting those aged less than 5

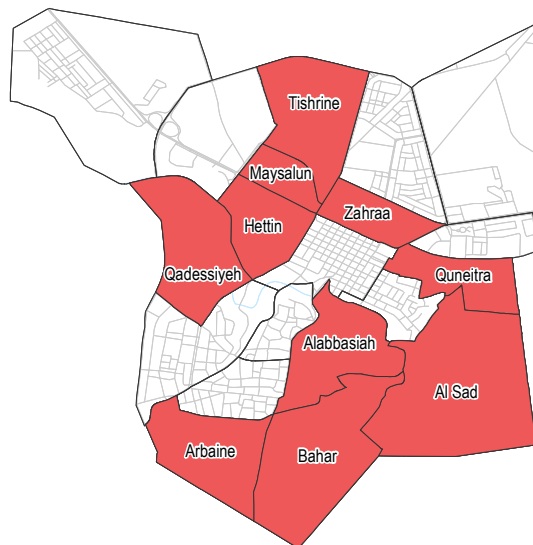
No difficulties reported

Displacement

- % of pre-conflict population remaining
- % of population that are female
- % of female-headed households
- IDPs living in village
- New IDP arrivals
- Returnees

Neighbourhood	% of pre-conflict population remaining	% of population that are female	% of female-headed households	IDPs living in village	New IDP arrivals	Returnees
Al Sad	1-25%	26-50%	1-25%	Yes	No	No
Alabbasiah	26-50%	26-50%	1-25%	Yes	No	No
Arbaine	1-25%	1-25%	1-25%	Yes	No	No
Bahar	1-25%	26-50%	1-25%	Yes	No	No
Hettin	26-50%	26-50%	1-25%	Yes	No	No

• 10/20 neighbourhoods assessed (5 neighbourhoods are shown on the next factsheet): Al Sad, Alabbasiah, Arbaine, Bahar, Hettin



Shelter

- Independent apartment or house
- Shared apartment or house
- Unfinished apartment or house
- Tent
- Private space not for shelter
- Cave/natural shelter
- Collective public space not for shelter
- No IDPs
- No information
- Min - Max: rent paid per room (where known)

Neighbourhood	NDPs	IDPs
Al Sad	No info	No info
Alabbasiah	No info	No info
Arbaine	No info	No info
Bahar	No info	No info
Hettin	3000 - 5000 SYP	3000 - 5000 SYP

Livelihoods

Most common sources of income

Most common strategies used to cope with lack of income / resources

Neighbourhood	Most common sources of income	Most common strategies used to cope with lack of income / resources
Al Sad	Stable employment Daily employment Remittances	Borrowing from family/friends Skipping meals
Alabbasiah	Stable employment Daily employment Remittances	Borrowing from family/friends
Arbaine	Business / trade	Borrowing from family/friends Skipping meals
Bahar	Stable employment Daily employment Remittances	Borrowing from family/friends Skipping meals
Hettin	Stable employment Daily employment Remittances	No info

NFIs

Al Sad

B 5500 SYP	NA
C 400 SYP	NA
D 300 SYP	NA
F NA	NA

Alabbasiah

B 5500 SYP	NA
C 400 SYP	NA
D 300 SYP	NA
F NA	NA

Arbaine

B 5500 SYP	NA
C NA	NA
D 300 SYP	NA
F NA	NA

Al Sad

No lack of fuel

Alabbasiah

No lack of fuel

Arbaine

No lack of fuel

Bahar

B 5500 SYP	NA
C 400 SYP	NA
D 300 SYP	NA
F NA	NA

Hettin

B 2800 SYP	NA
C 400 SYP	8000 SYP
D 200 SYP	NA
F NA	NA

Most common electricity source

- Main network
- Generator
- No source
- Solar alternative
- Batteries
- No information

Fuel Prices (SYP)*

- B** Butane (cannister)
- C** Coal (1kg)
- D** Diesel (1 litre)
- F** Firewood (1 tonne)

NFI Prices (SYP)*

- Cement (50kg)
 - Floor mat (3*4m)
 - Plastic tarpaulin (1m²)
 - Tent (5 persons)
- NA: not available for purchase

Most common strategies used to cope with a lack of fuel

Bahar

No lack of fuel

Hettin

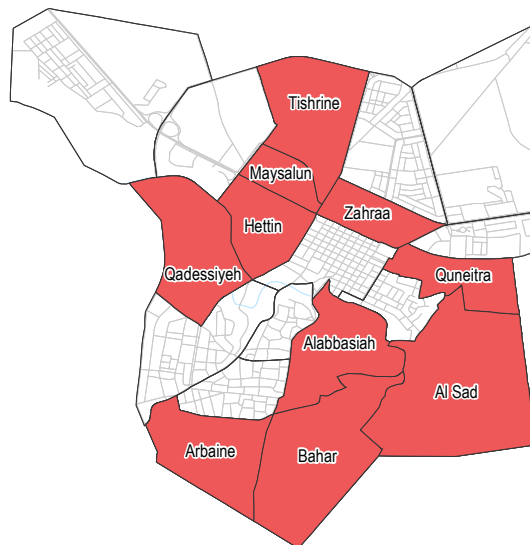
No lack of fuel

WASH

- Most common water source**
- Water is safe to drink
 - Water tastes/smells bad
 - People sick after drinking
 - No information
- Sufficiency of available water to meet household needs**
- Sufficient
 - Insufficient
 - No information
- Most common method of garbage disposal**
- Public free collection

- Al Sad**
- Water trucking
 - Buried / burned
- Alabbasiah**
- Water trucking
 - Buried / burned
- Arbaine**
- Water trucking
 - Buried / burned
- Bahar**
- Water trucking
 - Buried / burned
- Hettin**
- Network
 - Public free collection

• 10/20 neighbourhoods assessed (5 neighbourhoods are shown on the next factsheet): Al Sad, Alabbasiah, Arbaine, Bahar, Hettin



Education

- Status of primary schools in village**
- Functioning
 - Not functioning
 - Not available
 - No information
- Barriers to accessing education services**
- No difficulties reported

- Arbaine**
- Most children accessed education
- Bahar**
- Some facilities destroyed
- Hettin**
- Most children accessed education

- Al Sad**
- Most children accessed education
- Alabbasiah**
- Most children accessed education

Health

- Most common health problems**
- Disabilities
 - Diarrhoea
 - Symptoms of psychological trauma
- Most common barriers to accessing healthcare**
- No difficulties reported

Neighbourhood	Most common health problems	Most common barriers to accessing healthcare
Al Sad	Disabilities Diarrhoea Symptoms of psychological trauma	No difficulties reported
Alabbasiah	Disabilities Diarrhoea Acute respiratory infections	No facilities in the area
Arbaine	Diarrhoea Acute respiratory infections	No facilities in the area
Bahar	Disabilities Acute respiratory infections Symptoms of psychological trauma	No difficulties reported
Hettin	Diarrhoea Acute respiratory infections	No difficulties reported

Food Security

- Al Sad**
- Bread: no info
 - Rice: 500 SYP
 - Lentils: 200 SYP
 - Sugar: 250 SYP
 - Cooking oil: 600 SYP
 - Shops
 - Yeast not always available
 - Flour not always available
 - Wheat not always available
 - Private bakeries unavailable
- Alabbasiah**
- Bread: no info
 - Rice: 500 SYP
 - Lentils: 200 SYP
 - Sugar: 250 SYP
 - Cooking oil: 600 SYP
 - Shops
 - Yeast not always available
 - Flour not always available
 - Wheat not always available
 - Private bakeries unavailable
- Arbaine**
- Bread: no info
 - Rice: no info
 - Lentils: no info
 - Sugar: no info
 - Cooking oil: no info
 - Distribution by others
 - Yeast not always available
 - Flour not always available
 - Wheat not always available
 - Private bakeries unavailable
- Bahar**
- Bread: no info
 - Rice: 500 SYP
 - Lentils: 225 SYP
 - Sugar: 250 SYP
 - Cooking oil: 650 SYP
 - Shops
 - Wheat not always available
 - Yeast not always available
 - High price of electricity/fuel
 - Private bakeries unavailable
- Hettin**
- Bread: 50 SYP
 - Rice: 500 SYP
 - Lentils: 200 SYP
 - Sugar: 250 SYP
 - Cooking oil: 600 SYP
 - Public bakeries
 - No difficulties reported
 - Private bakeries unavailable

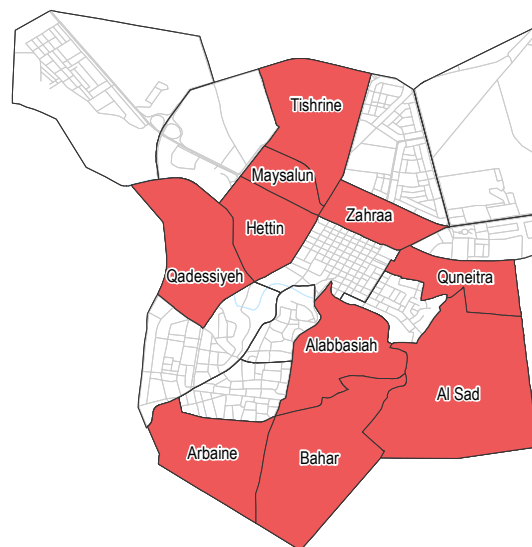
- Main challenges to obtaining food**
- No challenges
 - Some foods unavailable
 - Local production decreased
 - Some foods expensive
 - Lack of resources to buy food
 - Lack of access to fuel
 - Cooking fuel unavailable
 - No information
- Bread (public): 1 pack**
- Rice: 1kg**
- Lentils: 1kg**
- Sugar: 1kg**
- Cooking oil: 1 litre**
- Access to bread**
- Most common source of bread
 - Most common barriers to accessing bread
 - Number of days, per month, where bread from private bakeries was unavailable

Displacement

- % of pre-conflict population remaining
- % of population that are female
- % of female-headed households
- IDPs living in village
- New IDP arrivals
- Returnees

Sub-district	% of pre-conflict population remaining	% of population that are female	% of female-headed households	IDPs living in village	New IDP arrivals	Returnees
Maysalun	26-50%	51-75%	1-25%	Yes	No	No
Qadessiyeh	1-25%	26-50%	1-25%	Yes	No	No
Quneitra	1-25%	1-25%	1-25%	Yes	Yes	Yes
Tishrine	26-50%	51-75%	1-25%	Yes	No	No
Zahraa	1-25%	51-75%	1-25%	Yes	No	No

• 10/20 neighbourhoods assessed (5 neighbourhoods are shown on the previous factsheet): Maysalun, Qadessiyeh, Quneitra, Tishrine, Zahraa



Shelter

- Independent apartment or house
- Shared apartment or house
- Unfinished apartment or house
- Tent
- Private space not for shelter
- Cave/natural shelter
- Collective public space not for shelter
- No IDPs
- No information
- Min - Max: rent paid per room (where known)

Sub-district	Most common shelter	NDPs	IDPs
Maysalun	Independent apartment or house	5000 - 7000 SYP	
Tishrine	Shared apartment or house	3000 - 4000 SYP	
Qadessiyeh	Unfinished apartment or house	No info	
Zahraa	Tent	4000 - 5000 SYP	
Quneitra	Private space not for shelter	No info	

Livelihoods

- Most common sources of income
- Most common strategies used to cope with lack of income / resources

Sub-district	Most common sources of income	Most common strategies used to cope with lack of income / resources
Maysalun	Stable employment Daily employment Remittances	No info
Qadessiyeh	Daily employment Support from family/friends Remittances	Borrowing from family/friends Skipping meals
Quneitra	Stable employment Daily employment Remittances	Borrowing from family/friends Skipping meals
Tishrine	Stable employment Daily employment Remittances	No info
Zahraa	Stable employment Daily employment Remittances	No info

NFIs

Sub-district	Lightbulb icon	Generator icon	Lightbulb icon	Generator icon
Maysalun	B 2700 SYP	2800 SYP	B 2700 SYP	NA
Qadessiyeh	C 400 SYP	8000 SYP	C 400 SYP	8000 SYP
Quneitra	D 200 SYP	NA	D 200 SYP	NA
Tishrine	F NA	NA	F NA	NA
Zahraa	F NA	NA	F NA	NA
Zahraa	B 5500 SYP	NA	B 2700 SYP	NA
Zahraa	C NA	NA	C 400 SYP	8500 SYP
Zahraa	D 300 SYP	NA	D 190 SYP	NA
Zahraa	F NA	NA	F NA	NA
Zahraa	F NA	NA	F NA	NA

- Most common electricity source
- Main network
- Generator
- No source
- Solar alternative
- Batteries
- No information
- Fuel Prices (SYP)*
- B** Butane (cannister)
- C** Coal (1kg)
- D** Diesel (1 litre)
- F** Firewood (1 tonne)
- NFI Prices (SYP)*
- Cement (50kg)
- Floor mat (3*4m)
- Plastic tarpaulin (1m²)
- Tent (5 persons)
- NA: not available for purchase

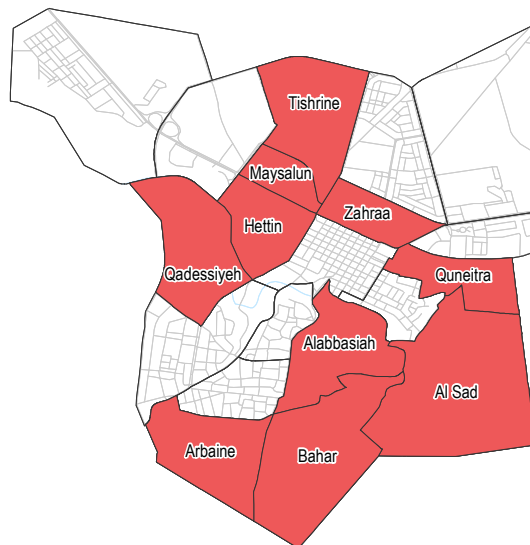
Sub-district	Flame icon	Flame icon
Maysalun	No lack of fuel	
Qadessiyeh	No lack of fuel	
Tishrine	No lack of fuel	
Quneitra	No lack of fuel	
Zahraa	No lack of fuel	

WASH

- Most common water source**
- Water is safe to drink
 - Water tastes/smells bad
 - People sick after drinking
 - No information
- Sufficiency of available water to meet household needs**
- Sufficient
 - Insufficient
 - No information
- Most common method of garbage disposal**
- Public free collection
 - Buried / burned
 - No information

- Maysalun**
- Network
 - Public free collection
- Qadessiyeh**
- Water trucking
 - Buried / burned
- Quneitra**
- Water trucking
 - Buried / burned
- Tishrine**
- Network
 - Public free collection
- Zahraa**
- Network
 - Public free collection

• 10/20 neighbourhoods assessed (5 neighbourhoods are shown on the previous factsheet): Maysalun, Qadessiyeh, Quneitra, Tishrine, Zahraa



Education

- Status of primary schools in village**
- Functioning
 - Not functioning
 - Not available
 - No information
- Barriers to accessing education services**
- Some facilities destroyed

- Quneitra**
- Most children accessed education
- Tishrine**
- Most children accessed education
- Maysalun**
- Most children accessed education
- Zahraa**
- Most children accessed education

- Qadessiyeh**
- Some facilities destroyed

Health

- Most common health problems**
- Diarrhoea
 - Acute respiratory infections
 - Symptoms of psychological trauma
- Most common barriers to accessing healthcare**
- No difficulties reported

Neighbourhood	Most common health problems	Most common barriers to accessing healthcare
Maysalun	Diarrhoea Acute respiratory infections Symptoms of psychological trauma	No difficulties reported
Qadessiyeh	Disabilities Diarrhoea Symptoms of psychological trauma	No facilities in the area
Quneitra	Disabilities Diarrhoea Acute respiratory infections	No facilities in the area
Tishrine	Diarrhoea Acute respiratory infections Symptoms of psychological trauma	No difficulties reported
Zahraa	Acute respiratory infections	No difficulties reported

Food Security

Maysalun

- Bread: 50 SYP
 - Rice: 500 SYP
 - Lentils: 175 SYP
 - Sugar: 235 SYP
 - Cooking oil: 600 SYP
- Public bakeries
 - No difficulties reported
 - Private bakeries unavailable

Qadessiyeh

- Bread: no info
 - Rice: 550 SYP
 - Lentils: no info
 - Sugar: 250 SYP
 - Cooking oil: 650 SYP
- Private bakeries
 - No difficulties reported
 - 0

Quneitra

- Bread: no info
 - Rice: 500 SYP
 - Lentils: no info
 - Sugar: 250 SYP
 - Cooking oil: 650 SYP
- Shops
 - Yeast not always available
 - Flour not always available
 - Wheat not always available
 - Private bakeries unavailable

Tishrine

- Bread: 50 SYP
 - Rice: 500 SYP
 - Lentils: 175 SYP
 - Sugar: 240 SYP
 - Cooking oil: 600 SYP
- Public bakeries
 - No difficulties reported
 - Private bakeries unavailable

Zahraa

- Bread: 50 SYP
 - Rice: 500 SYP
 - Lentils: 200 SYP
 - Sugar: 240 SYP
 - Cooking oil: 600 SYP
- Public bakeries
 - No difficulties reported
 - Private bakeries unavailable

Main challenges to obtaining food

- No challenges
- Some foods unavailable
- Local production decreased
- Lack of access to markets
- Some foods expensive
- Lack of resources to buy food
- Lack of access to fuel
- Cooking fuel unavailable
- No information

Bread (public): 1 pack
 Rice: 1kg
 Lentils: 1kg
 Sugar: 1kg
 Cooking oil: 1 litre

Access to bread

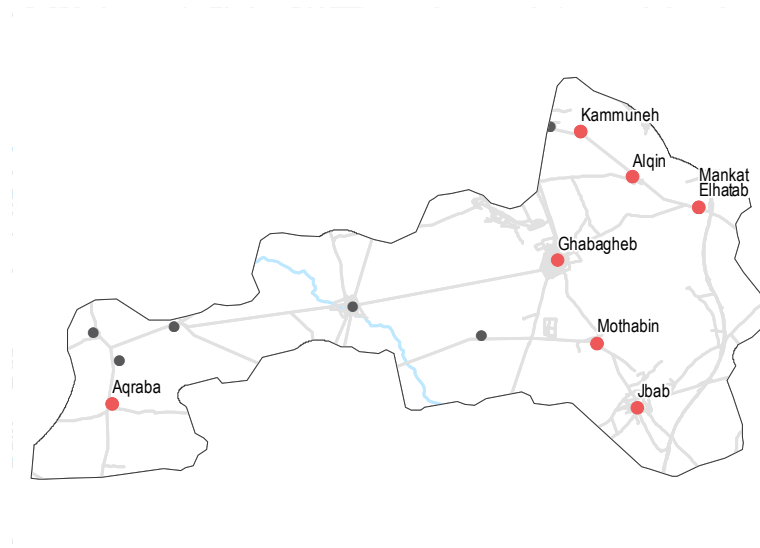
- Most common source of bread
- Most common barriers to accessing bread
- Number of days, per month, where bread from private bakeries was unavailable

Displacement

- % of pre-conflict population remaining
- % of population that are female
- % of female-headed households
- IDPs living in village
- New IDP arrivals
- Returnees

Community	% of pre-conflict population remaining	% of population that are female	% of female-headed households	IDPs living in village	New IDP arrivals	Returnees
Alqin	1-25%	1-25%	1-25%	Yes	No info	No
Aqraba	51-75%	51-75%	1-25%	Yes	No	No
Ghabagheb	51-75%	26-50%	1-25%	Yes	No	No
Jbab	76-100%	26-50%	1-25%	Yes	No	No

• 7/13 communities assessed (3 communities are shown on the next factsheet): Alqin, Aqraba, Ghabagheb, Jbab



Shelter

- Independent apartment or house
- Shared apartment or house
- Unfinished apartment or house
- Tent
- Private space not for shelter
- Cave/natural shelter
- Collective public space not for shelter
- No IDPs
- No information
- Min - Max: rent paid per room (where known)

Community	Most common shelter	NDPs	IDPs	Min - Max: rent paid per room (where known)
Alqin	Independent apartment or house	5000 - 10000 SYP	No info	5000 - 10000 SYP
Aqraba	Shared apartment or house	No info	No info	No info
Ghabagheb	Unfinished apartment or house	5000 - 10000 SYP	5000 - 10000 SYP	5000 - 10000 SYP
Jbab	Independent apartment or house	1500 - 2000 SYP	1500 - 2000 SYP	1500 - 2000 SYP

Livelihoods

Most common sources of income

Most common strategies used to cope with lack of income / resources

Community	Most common sources of income	Most common strategies used to cope with lack of income / resources
Alqin	Stable employment Farm owning Support from family/friends	Borrowing from family/friends Skipping meals Reducing meal size
Aqraba	Daily employment Business/trade	No info
Ghabagheb	Daily employment Farm owning Business/trade	Borrowing from family/friends Skipping meals Reducing meal size
Jbab	Stable employment Daily employment Business/trade	Children sent to work/beg

NFIs

Community	Most common electricity source	Fuel Prices (SYP)*	NFI Prices (SYP)*
Alqin	Main network	B 3000 SYP, C 450 SYP, D 275 SYP, F 50000 SYP	Cement (50kg), Floor mat (3*4m), Plastic tarpaulin (1m ²), Tent (5 persons)
Jbab	Generator	B 2900 SYP, C 325 SYP, D 180 SYP, F 80000 SYP	Batteries, No information
Aqraba	No source	B 6000 SYP, C 500 SYP, D 325 SYP, F 70000 SYP	Butane (cannister), Coal (1kg), Diesel (1 litre), Firewood (1 tonne)
Ghabagheb	Solar alternative	B 5000 SYP, C 450 SYP, D 290 SYP, F 50000 SYP	Butane (cannister), Coal (1kg), Diesel (1 litre), Firewood (1 tonne)

Alqin
No lack of fuel

Aqraba
Burning furniture not in use
Burning productive assets
Burning plastics

Ghabagheb
Cutting trees
Burning furniture not in use
Burning plastics

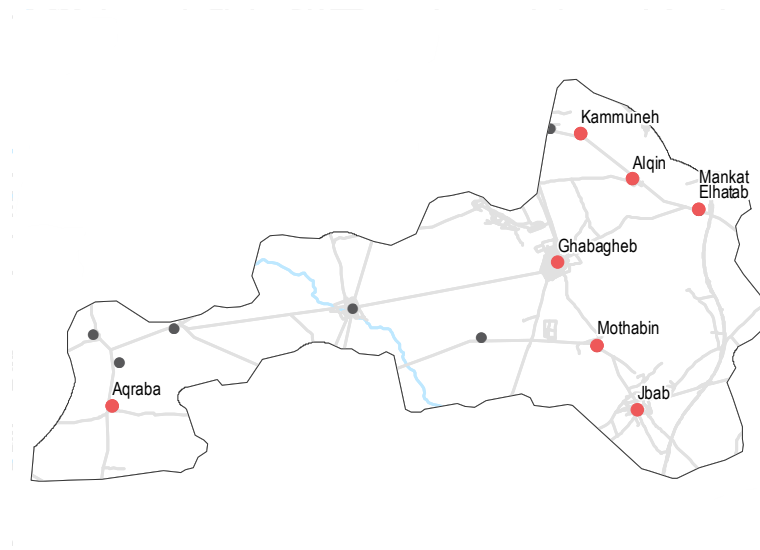
Jbab
No lack of fuel

WASH

- Most common water source**
- Status of water source**
- Water is safe to drink
 - Water tastes/smells bad
 - People sick after drinking
 - No information
- Sufficiency of available water to meet household needs**
- Sufficient
 - Insufficient
 - No information
- Most common method of garbage disposal**

- Alqin**
- Network
 - Public free collection
- Aqraba**
- Closed well
 - Buried / burned
- Ghabagheb**
- Network
 - Public free collection
- Jbab**
- Network
 - Private paid collection

• 7/13 communities assessed (3 communities are shown on the next factsheet): Alqin, Aqraba, Ghabagheb, Jbab



Education

- Status of primary schools in village**
- Functioning
 - Not functioning
 - Not available
 - No information
- Barriers to accessing education services**

- Ghabagheb**
- Most children accessed education
- Jbab**
- Most children accessed education

Alqin

Most children accessed education

Aqraba

Most children accessed education

Health

- Most common health problems**
- Most common barriers to accessing healthcare**

Community	Most common health problems	Most common barriers to accessing healthcare
Alqin	Communicable diseases Chronic diseases Acute respiratory infections	No difficulties reported
Aqraba	Chronic diseases Pregnancy related diseases Severe diseases affecting those aged less than 5	No facilities in the area
Ghabagheb	Communicable diseases Chronic diseases Acute respiratory infections	Security concerns around travel High cost of transportation Family not permitting travel
Jbab	Disabilities Chronic diseases Severe diseases affecting those aged less than 5	No difficulties reported

Food Security

Alqin

- Bread: 50 SYP
 - Rice: 550 SYP
 - Lentils: 400 SYP
 - Sugar: 265 SYP
 - Cooking oil: 700 SYP
- Public bakeries
 - No difficulties reported

Aqraba

- Bread: no info
 - Rice: 650 SYP
 - Lentils: 400 SYP
 - Sugar: 300 SYP
 - Cooking oil: 750 SYP
- Private bakeries
 - No difficulties reported

Ghabagheb

- Bread: no info
 - Rice: 550 SYP
 - Lentils: 400 SYP
 - Sugar: 250 SYP
 - Cooking oil: 700 SYP
- Private bakeries
 - No difficulties reported

Jbab

- Bread: 50 SYP
 - Rice: 500 SYP
 - Lentils: 250 SYP
 - Sugar: 210 SYP
 - Cooking oil: 600 SYP
- Public bakeries
 - No difficulties reported

Main challenges to obtaining food

- No challenges
- Some foods unavailable
- Local production decreased
- Lack of access to markets
- Some foods expensive
- Lack of resources to buy food
- Lack of access to fuel
- Cooking fuel unavailable
- No information

Bread (public): 1 pack
 Rice: 1kg
 Lentils: 1kg
 Sugar: 1kg
 Cooking oil: 1 litre

Access to bread

Most common source of bread

Most common barriers to accessing bread

Number of days, per month, where bread from private bakeries was unavailable

Displacement

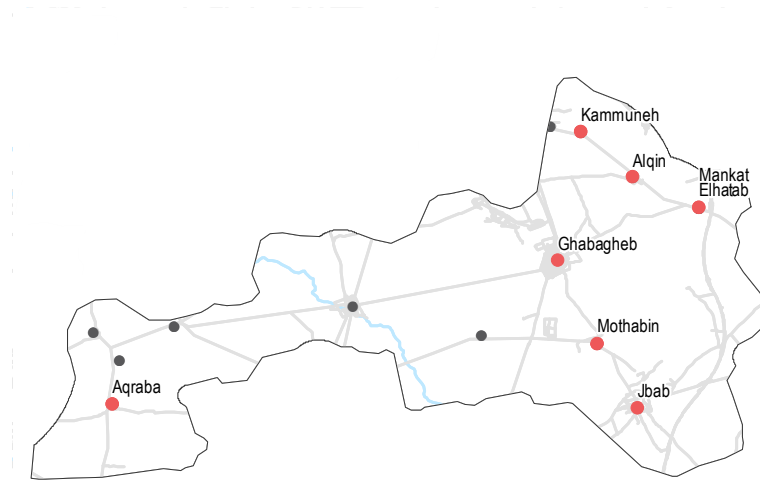
- % of pre-conflict population remaining
- % of population that are female
- % of female-headed households
- IDPs living in village
- New IDP arrivals
- Returnees

Kammuneh		
51-75%	51-75%	1-25%
Yes	No	No

Mankat Elhatab		
51-75%	51-75%	1-25%
Yes	No info	No

Mothabin		
76-100%	26-50%	1-25%
Yes	No	No

• 7/13 communities assessed (4 communities are shown on the previous factsheet): Kammuneh, Mankat Elhatab, Mothabin



Shelter

- Independent apartment or house
- Shared apartment or house
- Unfinished apartment or house
- Tent
- Private space not for shelter
- Cave/natural shelter
- Collective public space not for shelter
- No IDPs
- No information
- Min - Max: rent paid per room (where known)

Kammuneh	
NDPs	IDPs
3500 - 4000 SYP	

Mankat Elhatab	
NDPs	IDPs
3000 - 4000 SYP	

Mothabin	
NDPs	IDPs
No info	

Livelihoods

- Most common sources of income
- Most common strategies used to cope with lack of income / resources

Community	Most common sources of income	Most common strategies used to cope with lack of income / resources
Kammuneh	Stable employment Daily employment Business/trade	Children sent to work/beg Borrowing from family/friends Skipping meals
Mankat Elhatab	Stable employment Daily employment Business/trade	Borrowing from family/friends Skipping meals
Mothabin	Stable employment Daily employment Business/trade	Children sent to work/beg

NFIs

Kammuneh

B 3500 SYP	NA
C 500 SYP	3200 SYP
D 225 SYP	400 SYP
F 75000 SYP	NA

Mankat Elhatab

B 3500 SYP	2200 SYP
C 500 SYP	3200 SYP
D 225 SYP	400 SYP
F 75000 SYP	NA

Mothabin

B 2800 SYP	NA
C 350 SYP	7300 SYP
D 190 SYP	NA
F 80000 SYP	NA

Kammuneh
No lack of fuel

Mankat Elhatab
No lack of fuel

Mothabin
No lack of fuel

- Most common electricity source
- Main network
 - Generator
 - No source
 - Solar alternative
 - Batteries
 - No information
- Fuel Prices (SYP)*
- B** Butane (cannister)
 - C** Coal (1kg)
 - D** Diesel (1 litre)
 - F** Firewood (1 tonne)
- NFI Prices (SYP)*
- Cement (50kg)
 - Floor mat (3*4m)
 - Plastic tarpaulin (1m²)
 - Tent (5 persons)
- NA: not available for purchase

Most common strategies used to cope with a lack of fuel

WASH

Most common water source

Status of water source

- Water is safe to drink
- Water tastes/smells bad
- People sick after drinking
- No information

Sufficiency of available water to meet household needs

- Sufficient
- Insufficient
- No information

Most common method of garbage disposal

Kammuneh

- Closed well
- Public free collection

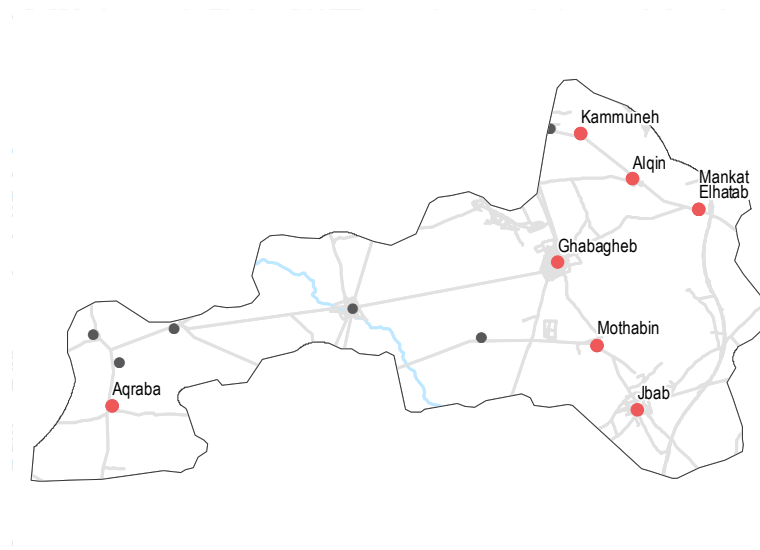
Mankat Elhatab

- Closed well
- Public free collection

Mothabin

- Water trucking
- Private paid collection

• 7/13 communities assessed (4 communities are shown on the previous factsheet): Kammuneh, Mankat Elhatab, Mothabin



Education

Status of primary schools in village

- Functioning
- Not functioning
- Not available
- No information

Barriers to accessing education services

Kammuneh

Most children accessed education

Mothabin

Most children accessed education

Mankat Elhatab

Most children accessed education

Health

	Most common health problems	Most common barriers to accessing healthcare
Kammuneh	Chronic diseases Pregnancy related diseases Severe diseases affecting those aged less than 5	No difficulties reported
Mankat Elhatab	Chronic diseases Pregnancy related diseases Severe diseases affecting those aged less than 5	No difficulties reported
Mothabin	Disabilities Chronic diseases Pregnancy related diseases	No difficulties reported

Food Security

Kammuneh

- Bread: 75 SYP
- Rice: 650 SYP
- Lentils: 400 SYP
- Sugar: 275 SYP
- Cooking oil: 750 SYP

Shops

- No difficulties reported
- Private bakeries unavailable

Mankat Elhatab

- Bread: 75 SYP
- Rice: 650 SYP
- Lentils: 400 SYP
- Sugar: 275 SYP
- Cooking oil: 750 SYP

Shops

- No difficulties reported
- Private bakeries unavailable

Mothabin

- Bread: 50 SYP
- Rice: 500 SYP
- Lentils: 250 SYP
- Sugar: 200 SYP
- Cooking oil: 600 SYP

Public bakeries

- No difficulties reported
- 0

Main challenges to obtaining food

- No challenges
- Some foods unavailable
- Local production decreased
- Lack of access to markets
- Some foods expensive
- Lack of resources to buy food
- Lack of access to fuel
- Cooking fuel unavailable
- No information

Bread (public): 1 pack
Rice: 1kg
Lentils: 1kg
Sugar: 1kg
Cooking oil: 1 litre

Access to bread

- Most common source of bread
- Most common barriers to accessing bread
- Number of days, per month, where bread from private bakeries was unavailable

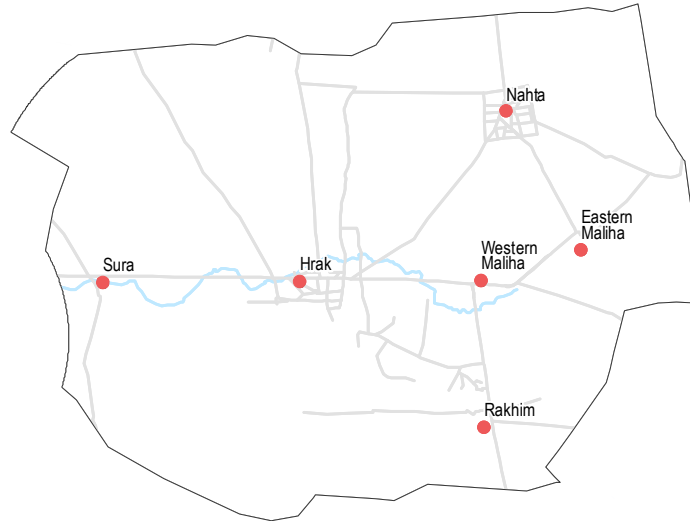
Hrak 1/2, Dar'a Governorate

April 2018

Displacement

<ul style="list-style-type: none"> % of pre-conflict population remaining % of population that are female % of female-headed households IDPs living in village New IDP arrivals Returnees 	Eastern Maliha		
	51-75%	51-75%	1-25%
	Yes	No	No
	Hrak		
	51-75%	51-75%	1-25%
	Yes	No	Yes
Nahta			
76-100%	51-75%	1-25%	
Yes	No	No	

• 6/6 communities assessed (3 communities are shown on the next factsheet): Eastern Maliha, Hrak, Nahta



NFIs

Eastern Maliha

B 5000 SYP NA

C NA 1200 SYP

D 300 SYP 800 SYP

F NA 80000 SYP

Hrak

B 5000 SYP 2800 SYP

C NA 1600 SYP

D 300 SYP 900 SYP

F NA 80000 SYP

Nahta

B 5000 SYP 2800 SYP

C 400 SYP 10500 SYP

D 300 SYP 275 SYP

F NA 85000 SYP

Most common electricity source

- Main network
- Generator
- No source
- Solar alternative
- Batteries
- No information

Fuel Prices (SYP)*

- B** Butane (cannister)
- C** Coal (1kg)
- D** Diesel (1 litre)
- F** Firewood (1 tonne)

NFI Prices (SYP)*

- Cement (50kg)
- Floor mat (3*4m)
- Plastic tarpaulin (1m²)
- Tent (5 persons)

NA: not available for purchase

Shelter

<ul style="list-style-type: none"> Independent apartment or house Shared apartment or house Unfinished apartment or house Tent Private space not for shelter Cave/natural shelter Collective public space not for shelter No IDPs No information Min - Max: rent paid per room (where known) 	Eastern Maliha	
	NDPs	IDPs
	No info	
	Hrak	
	NDPs	IDPs
	No info	
	Nahta	
	NDPs	IDPs
	No info	

Livelihoods

Eastern Maliha	Most common sources of income	Most common strategies used to cope with lack of income / resources
	Daily employment Sale of household assets Business/trade	High risk/illegal work Selling household assets
	Hrak	Daily employment High risk/illegal work
Nahta	Farm owning Business/trade Remittances	Children sent to work/beg Taking loans/buying on credit Borrowing from family/friends

Eastern Maliha

No lack of fuel

Hrak

No lack of fuel

Nahta

Burning productive assets
Burning plastics
Burning waste

Most common strategies used to cope with a lack of fuel

WASH

Most common water source

Status of water source

- Water is safe to drink
- Water tastes/smells bad
- People sick after drinking
- No information

Sufficiency of available water to meet household needs

- Sufficient
- Insufficient
- No information

Most common method of garbage disposal

Eastern Maliha

- Closed well
- Public free collection

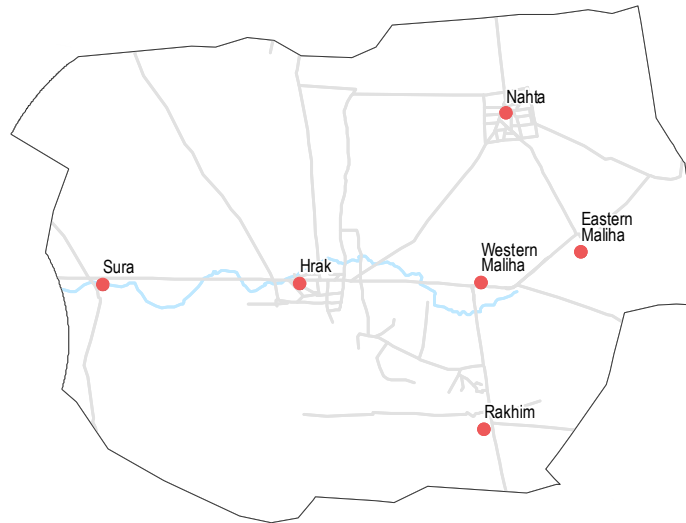
Hrak

- Closed well
- Public free collection

Nahta

- Network
- Public free collection

6/6 communities assessed (3 communities are shown on the next factsheet): Eastern Maliha, Hrak, Nahta



Education

Status of primary schools in village

- Functioning
- Not functioning
- Not available
- No information

Barriers to accessing education services

Nahta

Most children accessed education

Eastern Maliha

Most children accessed education

Hrak

Lack of teaching staff
Lack of school supplies

Health

Most common health problems

Most common barriers to accessing healthcare

Eastern Maliha

Chronic diseases
Acute respiratory infections
Severe diseases affecting those aged less than 5

No difficulties reported

Hrak

Chronic diseases
Maternal health issues
Acute respiratory infections

No difficulties reported

Nahta

Diarrhoea
Chronic diseases
Severe diseases affecting those aged less than 5

High cost of transportation
Lack of transportation
Old age

Food Security

Eastern Maliha

- Bread: 100 SYP
- Rice: 650 SYP
- Lentils: 400 SYP
- Sugar: 250 SYP
- Cooking oil: 700 SYP
- Public bakeries
- Flour too expensive
- Private bakeries unavailable

Hrak

- Bread: no info
- Rice: 650 SYP
- Lentils: 350 SYP
- Sugar: 250 SYP
- Cooking oil: 650 SYP
- Public bakeries
- Flour too expensive
- Private bakeries unavailable

Nahta

- Bread: no info
- Rice: 550 SYP
- Lentils: 350 SYP
- Sugar: 275 SYP
- Cooking oil: 600 SYP
- Distribution by others
- No difficulties reported
- Private bakeries unavailable

Main challenges to obtaining food

- No challenges
- Some foods unavailable
- Local production decreased
- Lack of access to markets
- Some foods expensive
- Lack of resources to buy food
- Lack of access to fuel
- Cooking fuel unavailable
- No information

Bread (public): 1 pack
Rice: 1kg
Lentils: 1kg
Sugar: 1kg
Cooking oil: 1 litre

Access to bread

- Most common source of bread
- Most common barriers to accessing bread
- Number of days, per month, where bread from private bakeries was unavailable

Hrak 2/2, Dar'a Governorate

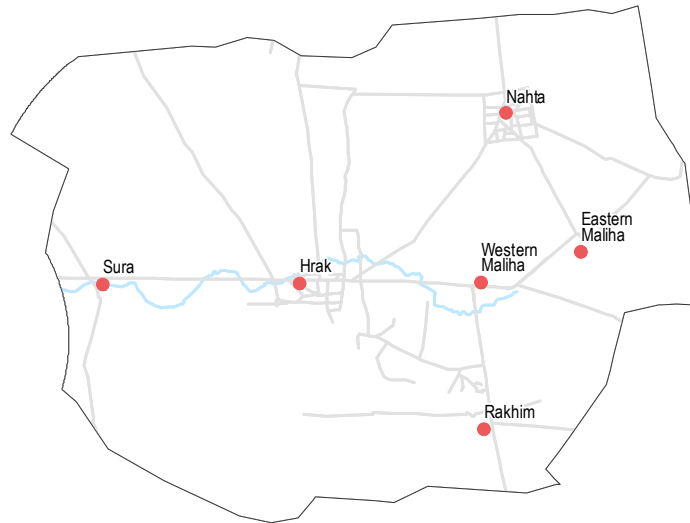
April 2018

Displacement

- % of pre-conflict population remaining
- % of population that are female
- % of female-headed households
- IDPs living in village
- New IDP arrivals
- Returnees

Rakhim		
76-100%	26-50%	1-25%
Yes	No info	No
Sura		
51-75%	51-75%	1-25%
Yes	No	Yes
Western Maliha		
76-100%	51-75%	1-25%
Yes	No	No

• 6/6 communities assessed (3 communities are shown on the previous factsheet): Rakhim, Sura, Western Maliha



Shelter

- Independent apartment or house
- Shared apartment or house
- Unfinished apartment or house
- Tent
- Private space not for shelter
- Cave/natural shelter
- Collective public space not for shelter
- No IDPs
- No information
- Min - Max: rent paid per room (where known)

Rakhim	
NDPs	IDPs
No info	
Sura	
NDPs	IDPs
No info	
Western Maliha	
NDPs	IDPs
No info	

Livelihoods

Most common sources of income

Most common strategies used to cope with lack of income / resources

Community	Most common sources of income	Most common strategies used to cope with lack of income / resources
Rakhim	Daily employment High risk/illegal work	Borrowing from family/friends High risk/illegal work Skipping meals
Sura	Daily employment Business/trade	Borrowing from family/friends High risk/illegal work Selling household assets
Western Maliha	Daily employment Business/trade Support from family/friends	Children sent to work/beg Borrowing from family/friends Selling household assets

NFIs

Rakhim

B NA	NA
C NA	NA
D NA	NA
F NA	NA

Sura

B 5100 SYP	NA
C NA	1800 SYP
D 300 SYP	700 SYP
F NA	NA

Western Maliha

B 5300 SYP	NA
C NA	10500 SYP
D 300 SYP	350 SYP
F 75000 SYP	NA

Rakhim

Cutting trees
Burning productive assets
Burning clothes

Sura

No lack of fuel

Western Maliha

No lack of fuel

Most common electricity source

- Main network
- Generator
- No source
- Solar alternative
- Batteries
- No information

Fuel Prices (SYP)*

- B** Butane (cannister)
- C** Coal (1kg)
- D** Diesel (1 litre)
- F** Firewood (1 tonne)

NFI Prices (SYP)*

- Cement (50kg)
- Floor mat (3*4m)
- Plastic tarpaulin (1m²)
- Tent (5 persons)

NA: not available for purchase

Most common strategies used to cope with a lack of fuel

WASH

Most common water source

Status of water source

- Water is safe to drink
- Water tastes/smells bad
- People sick after drinking
- No information

Sufficiency of available water to meet household needs

- Sufficient
- Insufficient
- No information

Most common method of garbage disposal

Rakhim

- Water trucking
- Buried / burned

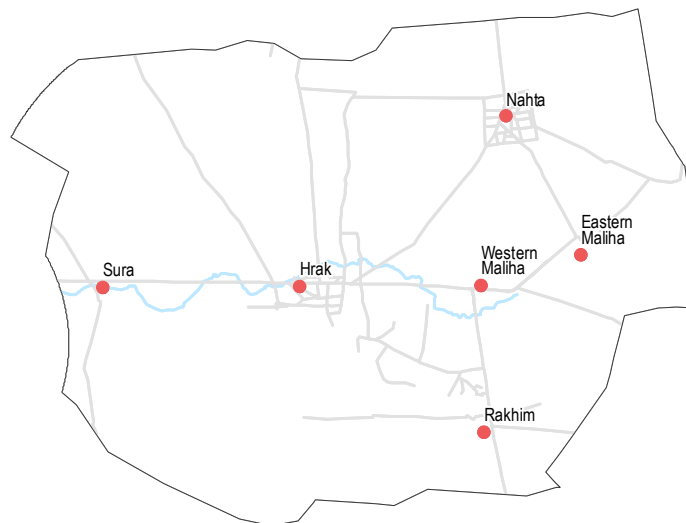
Sura

- Closed well
- Public free collection

Western Maliha

- Water trucking
- Public free collection

• 6/6 communities assessed (3 communities are shown on the previous factsheet): Rakhim, Sura, Western Maliha



Food Security

Rakhim

- Bread: no info
- Rice: no info
- Lentils: no info
- Sugar: no info
- Cooking oil: no info

Sura

- Bread: 100 SYP
- Rice: 600 SYP
- Lentils: 350 SYP
- Sugar: 250 SYP
- Cooking oil: 650 SYP

Western Maliha

- Bread: 125 SYP
- Rice: 550 SYP
- Lentils: 300 SYP
- Sugar: 285 SYP
- Cooking oil: 700 SYP

Main challenges to obtaining food

- No challenges
- Some foods unavailable
- Local production decreased
- Lack of access to markets
- Some foods expensive
- Lack of resources to buy food
- Lack of access to fuel
- Cooking fuel unavailable
- No information

Access to bread

- Most common source of bread
- Most common barriers to accessing bread
- Number of days, per month, where bread from private bakeries was unavailable

Education

Status of primary schools in village

- Functioning
- Not functioning
- Not available
- No information

Barriers to accessing education services

Western Maliha

Most children accessed education

Rakhim

Most children accessed education

Sura

Most children accessed education

Health

	Most common health problems	Most common barriers to accessing healthcare
Rakhim	Injuries Acute respiratory infections Severe diseases affecting those aged less than 5	High cost of transportation Old age Disability/Injuries/Illness
Sura	Chronic diseases Pregnancy related diseases Severe diseases affecting those aged less than 5	No difficulties reported
Western Maliha	Communicable diseases Chronic diseases Acute respiratory infections	No facilities in the area High cost of transportation Lack of transportation

Izra' 1/4, Dar'a Governorate

April 2018

Displacement

- % of pre-conflict population remaining
- % of population that are female
- % of female-headed households
- IDPs living in village
- New IDP arrivals
- Returnees

Al Shyahaa

- 1-25% 1-25% None
- Yes No No

Asem

- 76-100% 51-75% 1-25%
- Yes No No

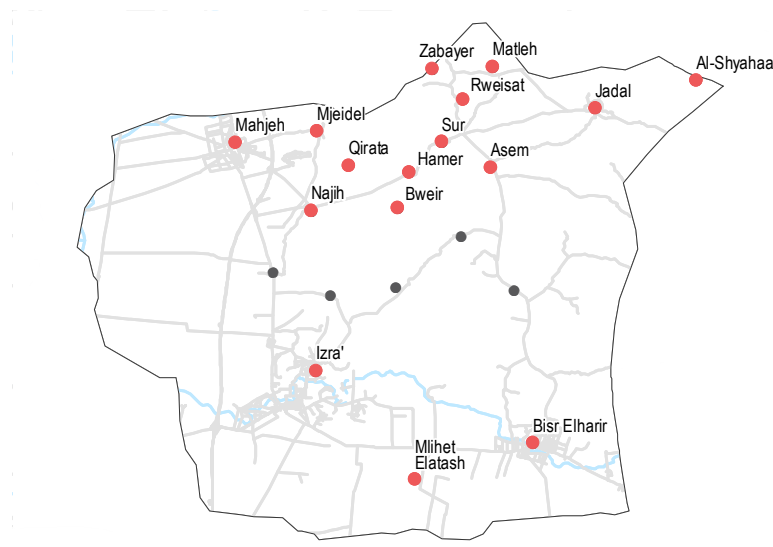
Bisr Elharir

- 1-25% 26-50% 1-25%
- Yes Yes Yes

Bweir

- 76-100% 51-75% 1-25%
- Yes No No

• 16/19 communities assessed (12 communities are shown on the next three factsheets): Al Shyahaa, Asem, Bisr Elharir, Bweir



Shelter

- Independent apartment or house
- Shared apartment or house
- Unfinished apartment or house
- Tent
- Private space not for shelter
- Cave/natural shelter
- Collective public space not for shelter
- No IDPs
- No information
- Min - Max: rent paid per room (where known)

Al Shyahaa

- NDPs IDPs
- No info

Asem

- NDPs IDPs
- No info

Bisr Elharir

- NDPs IDPs
- No info

Bweir

- NDPs IDPs
- No info

Livelihoods

Most common sources of income

Most common strategies used to cope with lack of income / resources

Al Shyahaa

High risk/illegal work
Farm owning

Children sent to work/beg
Borrowing from family/friends
High risk/illegal work

Asem

Farm owning
Business/trade

Children sent to work/beg
Borrowing from family/friends
High risk/illegal work

Bisr Elharir

Farm owning
Business/trade
Remittances

Children sent to work/beg
Taking loans/buying on credit
Borrowing from family/friends

Bweir

Daily employment
Farm owning
Support from family/friends

Children sent to work/beg
Borrowing from family/friends
High risk/illegal work

NFIs

Al Shyahaa

- B NA NA
- C NA NA
- D NA NA
- F NA NA

Asem

- B 5000 SYP NA
- C 450 SYP NA
- D 300 SYP 275 SYP
- F NA 90000 SYP

Bisr Elharir

- B 5100 SYP 2850 SYP
- C 425 SYP NA
- D 300 SYP 275 SYP
- F NA NA

Bweir

- B 5200 SYP NA
- C NA NA
- D 300 SYP NA
- F NA 90000 SYP

Most common electricity source

- Main network
- Generator
- No source
- Solar alternative
- Batteries
- No information

Fuel Prices (SYP)*

- B Butane (cannister)
- C Coal (1kg)
- D Diesel (1 litre)
- F Firewood (1 tonne)

NFI Prices (SYP)*

- Cement (50kg)
- Floor mat (3*4m)
- Plastic tarpaulin (1m²)
- Tent (5 persons)
- NA: not available for purchase

Al Shyahaa

Burning productive assets
Burning plastics
Burning waste

Asem

Cutting trees
Burning plastics
Burning waste

Bisr Elharir

Cutting trees
Burning plastics
Burning waste

Bweir

Cutting trees
Burning plastics
Burning waste

Most common strategies used to cope with a lack of fuel

WASH

Most common water source

Status of water source

- Water is safe to drink
- Water tastes/smells bad
- People sick after drinking
- No information

Sufficiency of available water to meet household needs

- Sufficient
- Insufficient
- No information

Most common method of garbage disposal

Al Shyahaa

- Network
- Buried / burned

Asem

- Water trucking
- Buried / burned

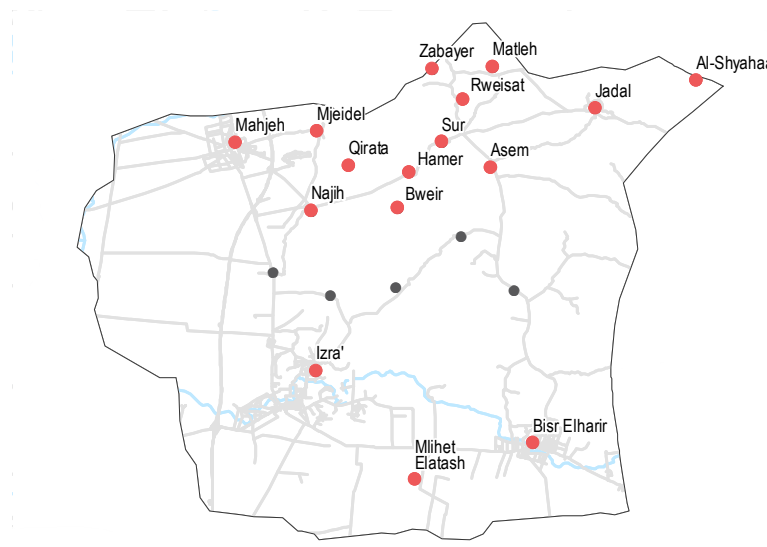
Bisr Elharir

- Network
- Public free collection

Bweir

- Water trucking
- Buried / burned

• 16/19 communities assessed (12 communities are shown on the next three factsheets): Al Shyahaa, Asem, Bisr Elharir, Bweir



Food Security

Al Shyahaa

- Bread: no info
- Rice: no info
- Lentils: no info
- Sugar: no info
- Cooking oil: no info

- Distribution by others
- No difficulties reported
- Private bakeries unavailable

Asem

- Bread: no info
- Rice: 550 SYP
- Lentils: 350 SYP
- Sugar: 300 SYP
- Cooking oil: 650 SYP

- Distribution by others
- High price of flour
- Flour not always available
- High price of wheat
- Private bakeries unavailable

Bisr Elharir

- Bread: no info
- Rice: 550 SYP
- Lentils: 350 SYP
- Sugar: 275 SYP
- Cooking oil: 625 SYP

- Distribution by others
- No difficulties reported
- Private bakeries unavailable

Bweir

- Bread: no info
- Rice: 550 SYP
- Lentils: 350 SYP
- Sugar: 300 SYP
- Cooking oil: 650 SYP

- Distribution by others
- High price of flour
- Flour not always available
- High price of wheat
- Private bakeries unavailable

Main challenges to obtaining food

- No challenges
- Some foods unavailable
- Local production decreased
- Lack of access to markets
- Some foods expensive
- Lack of resources to buy food
- Lack of access to fuel
- Cooking fuel unavailable
- No information

Bread (public): 1 pack
 Rice: 1kg
 Lentils: 1kg
 Sugar: 1kg
 Cooking oil: 1 litre

Access to bread

- Most common source of bread
- Most common barriers to accessing bread
- Number of days, per month, where bread from private bakeries was unavailable

Education

Status of primary schools in village

- Functioning
- Not functioning
- Not available
- No information

Barriers to accessing education services

Bisr Elharir

Most children accessed education

Bweir

Most children accessed education

Al Shyahaa

Most children accessed education

Asem

Most children accessed education

Health

Most common health problems

Most common barriers to accessing healthcare

Al Shyahaa

Diarrhoea
 Maternal health issues
 Severe diseases affecting those aged less than 5

Security concerns around travel
 High cost of transportation
 Lack of transportation

Asem

Diarrhoea
 Chronic diseases
 Severe diseases affecting those aged less than 5

High cost of transportation
 Lack of transportation
 Old age

Bisr Elharir

Diarrhoea
 Chronic diseases
 Severe diseases affecting those aged less than 5

No difficulties reported

Bweir

Chronic diseases
 Maternal health issues
 Severe diseases affecting those aged less than 5

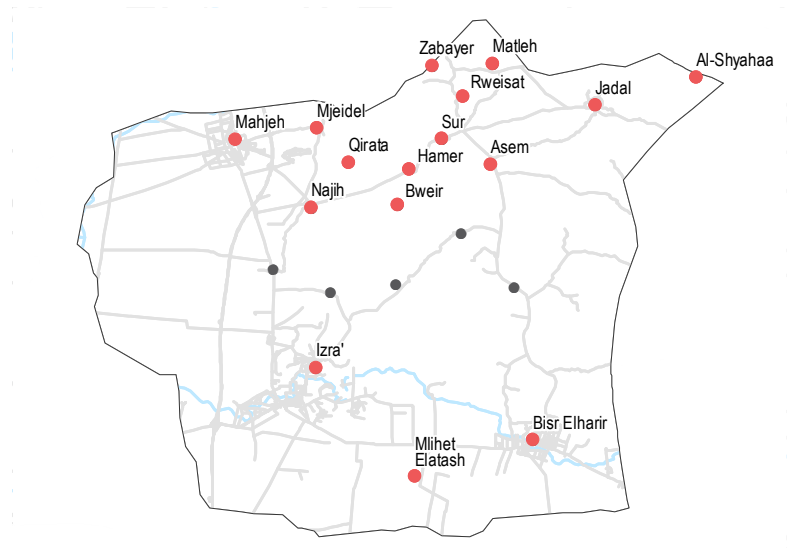
Security concerns around travel
 High cost of transportation
 Lack of transportation

Displacement

- % of pre-conflict population remaining
- % of population that are female
- % of female-headed households
- IDPs living in village
- New IDP arrivals
- Returnees

Community	% of pre-conflict population remaining	% of population that are female	% of female-headed households	IDPs living in village	New IDP arrivals	Returnees
Hamer	51-75%	26-50%	1-25%	Yes	No info	No
Izra'	51-75%	51-75%	26-50%	Yes	No	No
Jadal	51-75%	51-75%	1-25%	Yes	Yes	No
Mahjeh	51-75%	51-75%	26-50%	Yes	No	No

• 16/19 communities assessed (4 communities are shown on the previous factsheet, 8 communities are shown on the next two factsheets): Hamer, Izra', Jadal, Mahjeh



Shelter

- Independent apartment or house
- Shared apartment or house
- Unfinished apartment or house
- Tent
- Private space not for shelter
- Cave/natural shelter
- Collective public space not for shelter
- No IDPs
- No information
- Min - Max: rent paid per room (where known)

Community	NDPs	IDPs
Hamer		
Mahjeh		
Izra'		
Jadal		

7000 - 8000 SYP (for Izra')

Livelihoods

- Most common sources of income
- Most common strategies used to cope with lack of income / resources

Community	Most common sources of income	Most common strategies used to cope with lack of income / resources
Hamer	Daily employment High risk/illegal work	Borrowing from family/friends High risk/illegal work Selling household assets
Izra'	Stable employment Daily employment Business/trade	Adults begging Children sent to work/beg Taking loans/buying on credit
Jadal	Farm owning	Children sent to work/beg Borrowing from family/friends Selling household assets
Mahjeh	Stable employment Daily employment Savings	Children sent to work/beg Borrowing from family/friends Skipping meals

NFIs

Community	Electricity	Fuel Prices (SYP)*	NFI Prices (SYP)*	Most common strategies used to cope with a lack of fuel
Hamer	B 5000 SYP C NA D 300 SYP F NA	Butane (cannister) Coal (1kg) Diesel (1 litre) Firewood (1 tonne)	Cement (50kg) Floor mat (3*4m) Plastic tarpaulin (1m²) Tent (5 persons)	No lack of fuel
Mahjeh	B 2800 SYP C 350 SYP D 200 SYP F 50000 SYP	Butane (cannister) Coal (1kg) Diesel (1 litre) Firewood (1 tonne)	Cement (50kg) Floor mat (3*4m) Plastic tarpaulin (1m²) Tent (5 persons)	No lack of fuel
Izra'	B 2700 SYP C 375 SYP D 200 SYP F NA	Butane (cannister) Coal (1kg) Diesel (1 litre) Firewood (1 tonne)	Cement (50kg) Floor mat (3*4m) Plastic tarpaulin (1m²) Tent (5 persons)	No lack of fuel
Jadal	B 5000 SYP C 400 SYP D 300 SYP F NA	Butane (cannister) Coal (1kg) Diesel (1 litre) Firewood (1 tonne)	Cement (50kg) Floor mat (3*4m) Plastic tarpaulin (1m²) Tent (5 persons)	No lack of fuel
Jadal	Burning productive assets Burning plastics Burning waste			

Izra' 2/4, Dar'a Governorate

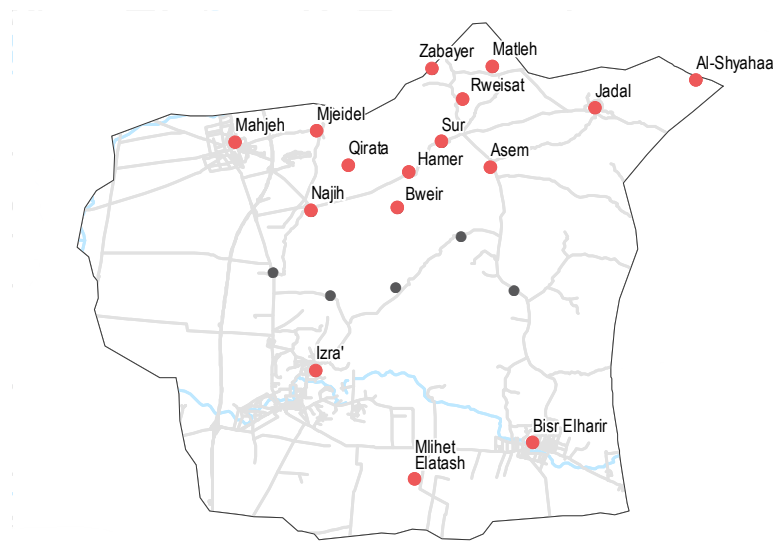
April 2018

WASH

- Most common water source**
- Water is safe to drink
 - Water tastes/smells bad
 - People sick after drinking
 - No information
- Sufficiency of available water to meet household needs**
- Sufficient
 - Insufficient
 - No information
- Most common method of garbage disposal**

- Hamer**
- Closed well
 - Buried / burned
- Izra'**
- Network
 - Public free collection
- Jadal**
- Network
 - Buried / burned
- Mahjeh**
- Network
 - Public free collection

• 16/19 communities assessed (4 communities are shown on the previous factsheet, 8 communities are shown on the next two factsheets): Hamer, Izra', Jadal, Mahjeh



Education

- Status of primary schools in village**
- Functioning
 - Not functioning
 - Not available
 - No information
- Barriers to accessing education services**

- Jadal**
- Most children accessed education
- Mahjeh**
- Most children accessed education

Hamer

- Lack of school supplies

Izra'

- Most children accessed education

Health

- Most common health problems**
- Most common barriers to accessing healthcare**

Community	Most common health problems	Most common barriers to accessing healthcare
Hamer	Chronic diseases Acute respiratory infections Severe diseases affecting those aged less than 5	No difficulties reported
Izra'	Chronic diseases Maternal health issues Severe diseases affecting those aged less than 5	No difficulties reported
Jadal	Diarrhoea Chronic diseases Severe diseases affecting those aged less than 5	High cost of transportation Lack of transportation Old age
Mahjeh	Chronic diseases Acute respiratory infections Severe diseases affecting those aged less than 5	Old age Disability/Injuries/Illness

Food Security

Hamer

- Bread: 100 SYP
- Rice: 700 SYP
- Lentils: 400 SYP
- Sugar: 275 SYP
- Cooking oil: no info
- Distribution by others
- Flour too expensive
- Private bakeries unavailable

Izra'

- Bread: 50 SYP
- Rice: 500 SYP
- Lentils: 300 SYP
- Sugar: 250 SYP
- Cooking oil: 625 SYP
- Public bakeries
- No difficulties reported
- 0

Jadal

- Bread: no info
- Rice: 600 SYP
- Lentils: 350 SYP
- Sugar: 300 SYP
- Cooking oil: 650 SYP
- Distribution by others
- No difficulties reported
- Private bakeries unavailable

Mahjeh

- Bread: 50 SYP
- Rice: 500 SYP
- Lentils: 350 SYP
- Sugar: 250 SYP
- Cooking oil: 650 SYP
- Private bakeries
- No difficulties reported
- 0

Main challenges to obtaining food

- No challenges
- Some foods unavailable
- Local production decreased
- Lack of access to markets
- Some foods expensive
- Lack of resources to buy food
- Lack of access to fuel
- Cooking fuel unavailable
- No information

Bread (public): 1 pack
Rice: 1kg
Lentils: 1kg
Sugar: 1kg
Cooking oil: 1 litre

Access to bread

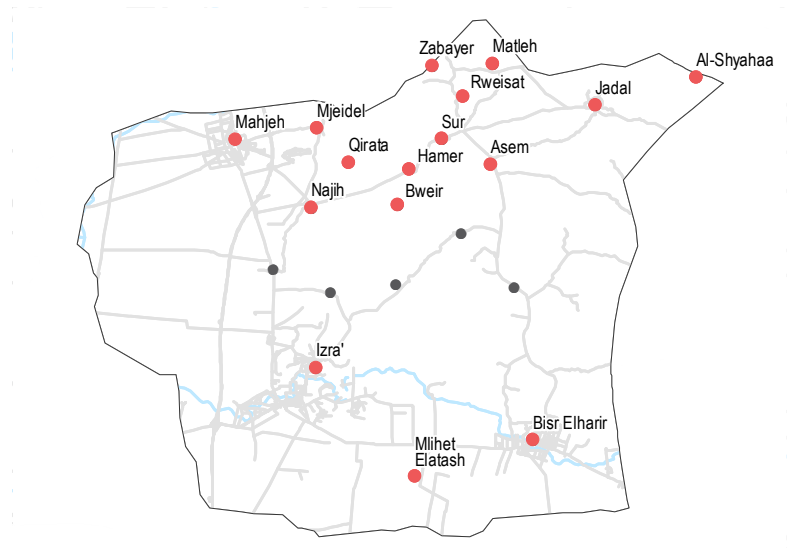
- Most common source of bread
- Most common barriers to accessing bread
- Number of days, per month, where bread from private bakeries was unavailable

Displacement

- % of pre-conflict population remaining
- % of population that are female
- % of female-headed households
- IDPs living in village
- New IDP arrivals
- Returnees

Community	% of pre-conflict population remaining	% of population that are female	% of female-headed households	IDPs living in village	New IDP arrivals	Returnees
Matleh	51-75%	26-50%	1-25%	Yes	No info	No
Mjeidel	51-75%	51-75%	1-25%	Yes	No	No
Mlihiet Elatash	51-75%	26-50%	1-25%	Yes	Yes	Yes
Najih	51-75%	26-50%	1-25%	Yes	No	No

• 16/19 communities assessed (8 communities are shown on the previous two factsheets, 4 communities are shown on the next factsheet): Matleh, Mjeidel, Mlihiet Elatash, Najih



Shelter

- Independent apartment or house
- Shared apartment or house
- Unfinished apartment or house
- Tent
- Private space not for shelter
- Cave/natural shelter
- Collective public space not for shelter
- No IDPs
- No information
- Min - Max: rent paid per room (where known)

Community	NDPs	IDPs
Matleh		
Najih		
Mjeidel		
Mlihiet Elatash		

Livelihoods

- Most common sources of income
- Most common strategies used to cope with lack of income / resources

Community	Most common sources of income	Most common strategies used to cope with lack of income / resources
Matleh	Daily employment High risk/illegal work	Borrowing from family/friends High risk/illegal work Selling household assets
Mjeidel	Stable employment Daily employment Farm owning	Children sent to work/beg Borrowing from family/friends Skipping meals
Mlihiet Elatash	Daily employment High risk/illegal work	Borrowing from family/friends High risk/illegal work Skipping meals
Najih	Daily employment Farm owning Business/trade	Children sent to work/beg Borrowing from family/friends High risk/illegal work

NFIs

Community	Electricity source	Fuel Prices (SYP)*	NFI Prices (SYP)*
Matleh	NA	B 4800 SYP NA C NA NA D 300 SYP NA F NA NA	NA
Najih	NA	B 5100 SYP NA C 425 SYP NA D 300 SYP NA F NA 90000 SYP	NA
Mjeidel		B 5200 SYP 2500 SYP C 350 SYP 450 SYP D 300 SYP 1500 SYP F 50000 SYP 75000 SYP	
Mlihiet Elatash		B 5700 SYP 2750 SYP C 500 SYP 400 SYP D 350 SYP 1500 SYP F NA 75000 SYP	

- Most common electricity source
- Main network
- Generator
- No source
- Solar alternative
- Batteries
- No information
- Fuel Prices (SYP)*
- B** Butane (cannister)
- C** Coal (1kg)
- D** Diesel (1 litre)
- F** Firewood (1 tonne)
- NFI Prices (SYP)*
- Cement (50kg)
- Floor mat (3*4m)
- Plastic tarpaulin (1m²)
- Tent (5 persons)
- NA: not available for purchase

Community	Most common strategies used to cope with a lack of fuel
Matleh	No lack of fuel
Mjeidel	No lack of fuel
Najih	Burning productive assets Burning plastics Burning waste
Mlihiet Elatash	Cutting trees

Izra' 3/4, Dar'a Governorate

April 2018

WASH

- Most common water source**
- Water is safe to drink
 - Water tastes/smells bad
 - People sick after drinking
 - No information
- Sufficiency of available water to meet household needs**
- Sufficient
 - Insufficient
 - No information
- Most common method of garbage disposal**
- Buried / burned

Matleh

Closed well

Buried / burned

Mjeidel

Network

Public free collection

Mlihiet Elatash

Network

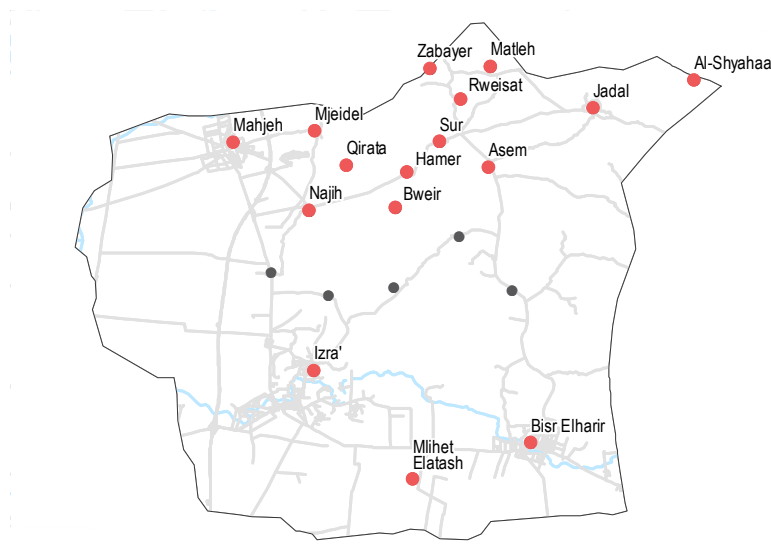
Public free collection

Najih

Network

Buried / burned

• 16/19 communities assessed (8 communities are shown on the previous two factsheets, 4 communities are shown on the next factsheet): Matleh, Mjeidel, Mlihiet Elatash, Najih



Education

- Status of primary schools in village**
- Functioning
 - Not functioning
 - Not available
 - No information
- Barriers to accessing education services**

Mlihiet Elatash

Most children accessed education

Najih

Some facilities destroyed
Lack of teaching staff
Lack of school supplies

Matleh

Lack of teaching staff
Lack of school supplies

Mjeidel

Most children accessed education

Health

Most common health problems

Most common barriers to accessing healthcare

Matleh

Chronic diseases
Acute respiratory infections
Severe diseases affecting those aged less than 5

High cost of transportation
Lack of transportation
Old age

Mjeidel

Chronic diseases
Acute respiratory infections
Severe diseases affecting those aged less than 5

Security concerns around travel
Old age
Disability/Injuries/Illness

Mlihiet Elatash

Injuries
Acute respiratory infections
Severe diseases affecting those aged less than 5

High cost of transportation
Old age
Disability/Injuries/Illness

Najih

Diarrhoea
Maternal health issues
Severe diseases affecting those aged less than 5

High cost of transportation
Lack of transportation
Old age

Food Security

Matleh

Bread: 100 SYP
 Rice: 700 SYP
 Lentils: no info
 Sugar: 275 SYP
 Cooking oil: 700 SYP

Distribution by others

Flour too expensive

Private bakeries unavailable

Mjeidel

Bread: no info
 Rice: 500 SYP
 Lentils: 350 SYP
 Sugar: 250 SYP
 Cooking oil: 650 SYP

Shops

No difficulties reported

Private bakeries unavailable

Mlihiet Elatash

Bread: no info
 Rice: 500 SYP
 Lentils: 250 SYP
 Sugar: 275 SYP
 Cooking oil: 650 SYP

Distribution by others

No difficulties reported

Private bakeries unavailable

Najih

Bread: no info
 Rice: 550 SYP
 Lentils: 350 SYP
 Sugar: 300 SYP
 Cooking oil: 650 SYP

Distribution by others

No difficulties reported

Private bakeries unavailable

Main challenges to obtaining food

- No challenges
- Some foods unavailable
- Local production decreased
- Lack of access to markets
- Some foods expensive
- Lack of resources to buy food
- Lack of access to fuel
- Cooking fuel unavailable
- No information

Bread (public): 1 pack
Rice: 1kg
Lentils: 1kg
Sugar: 1kg
Cooking oil: 1 litre

Access to bread

Most common source of bread

Most common barriers to accessing bread

Number of days, per month, where bread from private bakeries was unavailable

Izra' 4/4, Dar'a Governorate

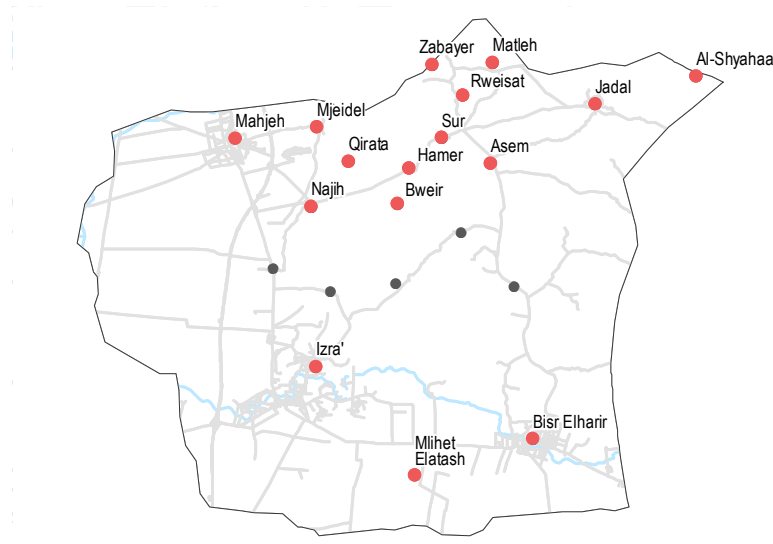
April 2018

Displacement

- % of pre-conflict population remaining
- % of population that are female
- % of female-headed households
- IDPs living in village
- New IDP arrivals
- Returnees

Community	% of pre-conflict population remaining	% of population that are female	% of female-headed households	IDPs living in village	New IDP arrivals	Returnees
Qirata	51-75%	26-50%	1-25%	Yes	No info	No
Rweisat	51-75%	26-50%	1-25%	Yes	No	No
Sur	51-75%	51-75%	1-25%	Yes	No	No
Zabayer	76-100%	51-75%	1-25%	Yes	No info	No

• 16/19 communities assessed (12 communities are shown on the previous three factsheets): Qirata, Rweisat, Sur, Zabayer



NFIs

Community	B	C	D	F
Qirata	B 5300 SYP	C NA	D 310 SYP	F NA
Zabayer	B 5000 SYP	C NA	D 300 SYP	F NA
Rweisat	B 5200 SYP	C NA	D 300 SYP	F NA
Sur	B 5200 SYP	C 425 SYP	D 300 SYP	F NA

- Most common electricity source
- Main network
 - Generator
 - No source
 - Solar alternative
 - Batteries
 - No information
- Fuel Prices (SYP)*
- B** Butane (cannister)
 - C** Coal (1kg)
 - D** Diesel (1 litre)
 - F** Firewood (1 tonne)
- NFI Prices (SYP)*
- Cement (50kg)
 - Floor mat (3*4m)
 - Plastic tarpaulin (1m²)
 - Tent (5 persons)
- NA: not available for purchase

Shelter

- Most common shelter
- Independent apartment or house
 - Shared apartment or house
 - Unfinished apartment or house
 - Tent
 - Private space not for shelter
 - Cave/natural shelter
 - Collective public space not for shelter
 - No IDPs
 - No information
- Min - Max: rent paid per room (where known)

Community	NDPs	IDPs
Qirata		
Zabayer		
Rweisat		
Sur		

Livelihoods

- Most common sources of income
- Most common strategies used to cope with lack of income / resources

Community	Most common sources of income	Most common strategies used to cope with lack of income / resources
Qirata	Daily employment Farm owning	Children sent to work/beg Borrowing from family/friends High risk/illegal work
Rweisat	Daily employment High risk/illegal work	High risk/illegal work Selling household assets
Sur	Daily employment Farm owning	Children sent to work/beg Borrowing from family/friends High risk/illegal work
Zabayer	Daily employment High risk/illegal work	High risk/illegal work Selling household assets

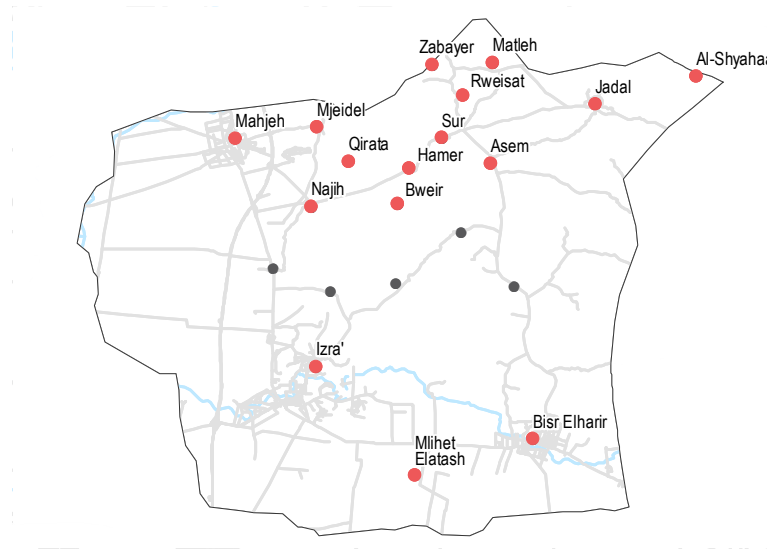
Community	Most common strategies used to cope with a lack of fuel
Qirata	Cutting trees Burning clothes Burning plastics
Rweisat	No lack of fuel
Zabayer	No lack of fuel
Sur	Cutting trees Burning plastics Burning waste

WASH

- Most common water source**
- Status of water source**
- Water is safe to drink
 - Water tastes/smells bad
 - People sick after drinking
 - No information
- Sufficiency of available water to meet household needs**
- Sufficient
 - Insufficient
 - No information
- Most common method of garbage disposal**
- Buried / burned

- Qirata**
- Network
 - Buried / burned
- Rweisat**
- Water trucking
 - Buried / burned
- Sur**
- Water trucking
 - Buried / burned
- Zabayer**
- Water trucking
 - Buried / burned

• 16/19 communities assessed (12 communities are shown on the previous three factsheets): Qirata, Rweisat, Sur, Zabayer



Education

- Status of primary schools in village**
- Functioning
 - Not functioning
 - Not available
 - No information
- Barriers to accessing education services**

- Sur**
Most children accessed education
- Zabayer**
Most children accessed education

- Qirata**
- Some facilities destroyed
 - Lack of teaching staff
 - Lack of school supplies
- Rweisat**
- Lack of teaching staff

Health

- Most common health problems**
- Most common barriers to accessing healthcare**

Community	Most common health problems	Most common barriers to accessing healthcare
Qirata	Chronic diseases Maternal health issues Severe diseases affecting those aged less than 5	Security concerns around travel High cost of transportation Lack of transportation
Rweisat	Chronic diseases Maternal health issues Acute respiratory infections	High cost of transportation Lack of transportation
Sur	Chronic diseases Maternal health issues Severe diseases affecting those aged less than 5	High cost of transportation Lack of transportation Old age
Zabayer	Chronic diseases Pregnancy related diseases Acute respiratory infections	High cost of transportation Lack of transportation

Food Security

Qirata

- Bread: no info
- Rice: 600 SYP
- Lentils: no info
- Sugar: 300 SYP
- Cooking oil: 650 SYP
- Distribution by others
- High price of flour
- Flour not always available
- High price of wheat
- Private bakeries unavailable

Rweisat

- Bread: no info
- Rice: 700 SYP
- Lentils: 375 SYP
- Sugar: 275 SYP
- Cooking oil: 700 SYP
- Distribution by others
- Flour too expensive
- 0

Sur

- Bread: no info
- Rice: 550 SYP
- Lentils: 350 SYP
- Sugar: 300 SYP
- Cooking oil: 650 SYP
- Distribution by others
- High price of flour
- Flour not always available
- High price of yeast
- Private bakeries unavailable

Zabayer

- Bread: no info
- Rice: 700 SYP
- Lentils: 375 SYP
- Sugar: 275 SYP
- Cooking oil: 650 SYP
- Distribution by others
- Flour too expensive
- Private bakeries unavailable

Main challenges to obtaining food

- No challenges
- Some foods unavailable
- Local production decreased
- Lack of access to markets
- Some foods expensive
- Lack of resources to buy food
- Lack of access to fuel
- Cooking fuel unavailable
- No information

Bread (public): 1 pack
 Rice: 1kg
 Lentils: 1kg
 Sugar: 1kg
 Cooking oil: 1 litre

- Access to bread**
- Most common source of bread
 - Most common barriers to accessing bread
 - Number of days, per month, where bread from private bakeries was unavailable

Jasim, Dar'a Governorate

April 2018

Displacement

- % of pre-conflict population remaining
- % of population that are female
- % of female-headed households
- IDPs living in village
- New IDP arrivals
- Returnees

Jasim

76-100% 51-75% 1-25%

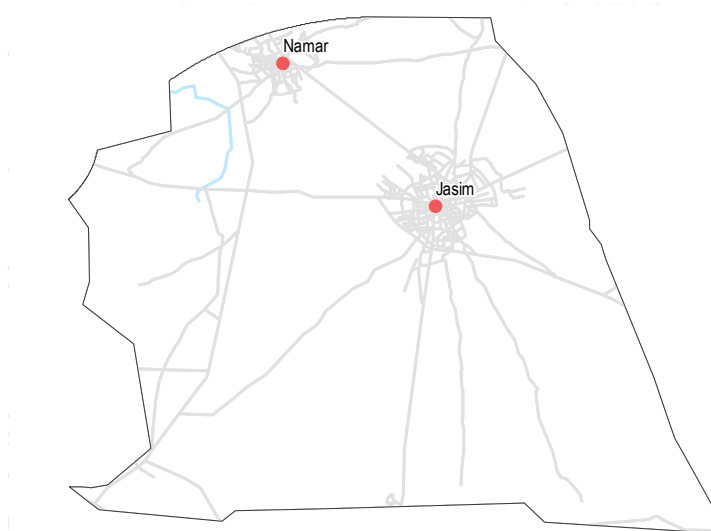
Yes No No

Namar

51-75% 51-75% 1-25%

Yes No No

• 2/2 communities assessed : Jasim, Namar



Shelter

- Independent apartment or house
 - Shared apartment or house
 - Unfinished apartment or house
 - Tent
 - Private space not for shelter
 - Cave/natural shelter
 - Collective public space not for shelter
 - No IDPs
 - No information
- Min - Max: rent paid per room (where known)

Jasim

NDPs IDPs

5000 - 6000 SYP

Namar

NDPs IDPs

5000 - 10000 SYP

Livelihoods

Most common sources of income

Most common strategies used to cope with lack of income / resources

Jasim

Stable employment
Daily employment
Business/trade

Borrowing from family/friends

Namar

Daily employment
Business/trade

Children sent to work/beg
Borrowing from family/friends
Selling household assets

NFIs

Jasim

B 6000 SYP 2200 SYP

C 500 SYP 3800 SYP

D 325 SYP 400 SYP

F 70000 SYP NA

Namar

B 5300 SYP 2750 SYP

C NA 10500 SYP

D 325 SYP 350 SYP

F 75000 SYP NA

Most common electricity source

- Main network
- Generator
- No source
- Solar alternative
- Batteries
- No information

Fuel Prices (SYP)*

- B** Butane (cannister)
- C** Coal (1kg)
- D** Diesel (1 litre)
- F** Firewood (1 tonne)

NFI Prices (SYP)*

- Cement (50kg)
- Floor mat (3*4m)
- Plastic tarpaulin (1m²)
- Tent (5 persons)

NA: not available for purchase

Jasim

Burning productive assets

Namar

No lack of fuel

Most common strategies used to cope with a lack of fuel

Jasim, Dar'a Governorate

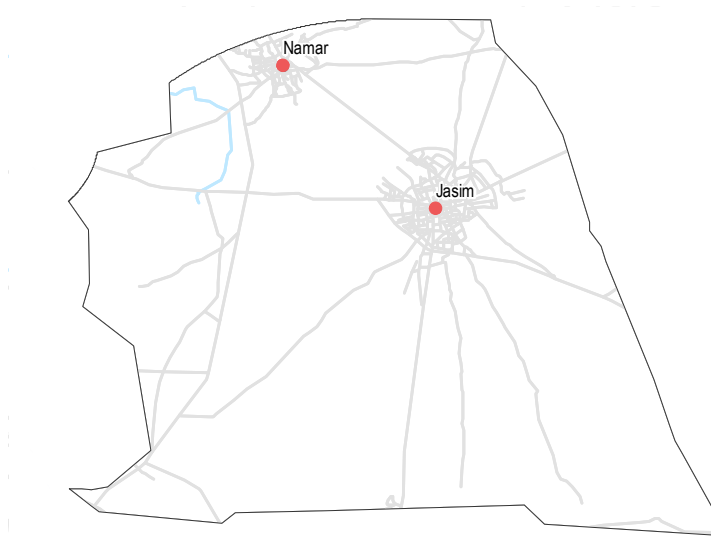
April 2018

WASH

- Most common water source
- Status of water source
 - Water is safe to drink
 - Water tastes/smells bad
 - People sick after drinking
 - No information
- Sufficiency of available water to meet household needs
 - Sufficient
 - Insufficient
 - No information
- Most common method of garbage disposal

- Jasim**
- Closed well
 - Public free collection
- Namar**
- Water trucking
 - Public free collection

• 2/2 communities assessed : Jasim, Namar



Education

- Status of primary schools in village
 - Functioning
 - Not functioning
 - Not available
 - No information
- Barriers to accessing education services

Jasim
Most children accessed education

Namar
Most children accessed education

Health

	Most common health problems	Most common barriers to accessing healthcare
Jasim	Chronic diseases Pregnancy related diseases Severe diseases affecting those aged less than 5	No difficulties reported
Namar	Communicable diseases Chronic diseases Acute respiratory infections	No difficulties reported

Food Security

Jasim

- Bread: no info
- Rice: 650 SYP
- Lentils: 400 SYP
- Sugar: 275 SYP
- Cooking oil: 750 SYP
- Private bakeries
- No difficulties reported

Namar

- Bread: 125 SYP
- Rice: 550 SYP
- Lentils: 300 SYP
- Sugar: 285 SYP
- Cooking oil: 700 SYP
- Public bakeries
- No difficulties reported
- Private bakeries unavailable

Main challenges to obtaining food

- No challenges
- Some foods unavailable
- Local production decreased
- Lack of access to markets
- Some foods expensive
- Lack of resources to buy food
- Lack of access to fuel
- Cooking fuel unavailable
- No information

Bread (public): 1 pack
Rice: 1kg
Lentils: 1 kg
Sugar: 1kg
Cooking oil: 1 litre

Access to bread

- Most common source of bread
- Most common barriers to accessing bread
- Number of days, per month, where bread from private bakeries was unavailable

Jizeh, Dar'a Governorate

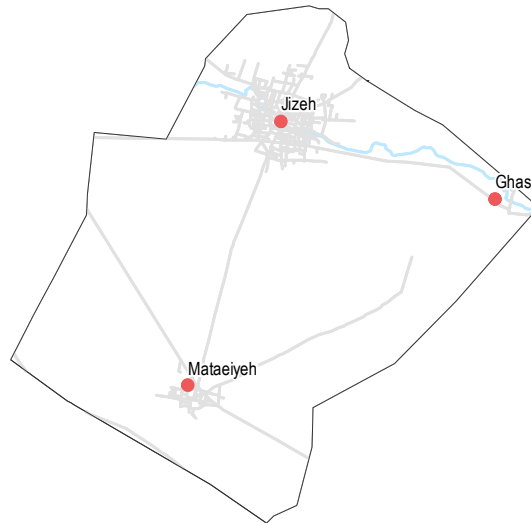
April 2018

Displacement

- % of pre-conflict population remaining
- % of population that are female
- % of female-headed households
- IDPs living in village
- New IDP arrivals
- Returnees

Ghasm		Jizeh		Mataeiyeh	
76-100%	51-75%	51-75%	51-75%	51-75%	51-75%
Yes	No	Yes	No	Yes	No
1-25%	1-25%	1-25%	1-25%	1-25%	1-25%

• 3/3 communities assessed : Ghasm, Jizeh, Mataeiyeh



Shelter

- Independent apartment or house
- Shared apartment or house
- Unfinished apartment or house
- Tent
- Private space not for shelter
- Cave/natural shelter
- Collective public space not for shelter
- No IDPs
- No information
- Min - Max: rent paid per room (where known)

Ghasm		Jizeh		Mataeiyeh	
NDPs	IDPs	NDPs	IDPs	NDPs	IDPs
6000 - 7000 SYP		6000 - 7000 SYP		4000 - 5000 SYP	

Livelihoods

Most common sources of income

Most common strategies used to cope with lack of income / resources

Community	Most common sources of income	Most common strategies used to cope with lack of income / resources
Ghasm	Stable employment Daily employment Savings	Children sent to work/beg Borrowing from family/friends Skipping meals
Jizeh	Stable employment Daily employment Business/trade	Children sent to work/beg Borrowing from family/friends
Mataeiyeh	Stable employment Daily employment Savings	Borrowing from family/friends Skipping meals

NFIs

Ghasm

B 5500 SYP	2800 SYP
C 500 SYP	500 SYP
D 300 SYP	1500 SYP
F NA	75000 SYP

Jizeh

B 5500 SYP	2750 SYP
C 500 SYP	450 SYP
D 300 SYP	1500 SYP
F NA	75000 SYP

Mataeiyeh

B 5400 SYP	2800 SYP
C 400 SYP	500 SYP
D 300 SYP	1500 SYP
F NA	75000 SYP

Ghasm
Cutting trees

Jizeh
Cutting trees

Mataeiyeh
No lack of fuel

Most common electricity source

- Main network
- Generator
- No source
- Solar alternative
- Batteries
- No information

Fuel Prices (SYP)*

- B** Butane (cannister)
- C** Coal (1kg)
- D** Diesel (1 litre)
- F** Firewood (1 tonne)

NFI Prices (SYP)*

- Cement (50kg)
- Floor mat (3*4m)
- Plastic tarpaulin (1m²)
- Tent (5 persons)

NA: not available for purchase

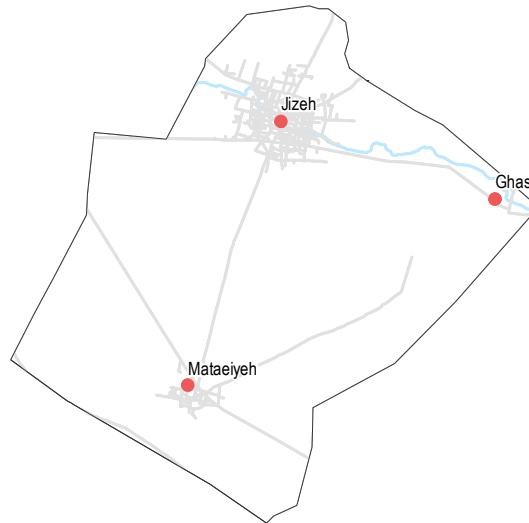
Most common strategies used to cope with a lack of fuel

WASH

- Most common water source**
- Status of water source**
- Water is safe to drink
 - Water tastes/smells bad
 - People sick after drinking
 - No information
- Sufficiency of available water to meet household needs**
- Sufficient
 - Insufficient
 - No information
- Most common method of garbage disposal**

- Ghasm**
- Water trucking
 - Public free collection
- Jizeh**
- Network
 - Public free collection
- Mataeiyeh**
- Water trucking
 - Public free collection

• 3/3 communities assessed : Ghasm, Jizeh, Mataeiyeh



Education

- Status of primary schools in village**
- Functioning
 - Not functioning
 - Not available
 - No information
- Barriers to accessing education services**

Mataeiyeh
Most children accessed education

Ghasm
Most children accessed education

Jizeh
Most children accessed education

Health

	Most common health problems	Most common barriers to accessing healthcare
Ghasm	Maternal health issues Acute respiratory infections Severe diseases affecting those aged less than 5	High cost of transportation Old age Disability/Injuries/Illness
Jizeh	Injuries Acute respiratory infections Severe diseases affecting those aged less than 5	Old age Disability/Injuries/Illness
Mataeiyeh	Chronic diseases Acute respiratory infections Severe diseases affecting those aged less than 5	High cost of transportation Old age Disability/Injuries/Illness

Food Security

Ghasm

- Bread: no info
- Rice: 500 SYP
- Lentils: 250 SYP
- Sugar: 275 SYP
- Cooking oil: 675 SYP
- Distribution by others
- No difficulties reported
- Private bakeries unavailable

Jizeh

- Bread: no info
- Rice: 500 SYP
- Lentils: 225 SYP
- Sugar: 260 SYP
- Cooking oil: 675 SYP
- Distribution by others
- No difficulties reported
- 0

Mataeiyeh

- Bread: 150 SYP
- Rice: 500 SYP
- Lentils: 250 SYP
- Sugar: 260 SYP
- Cooking oil: 650 SYP
- Distribution by others
- No difficulties reported
- Private bakeries unavailable

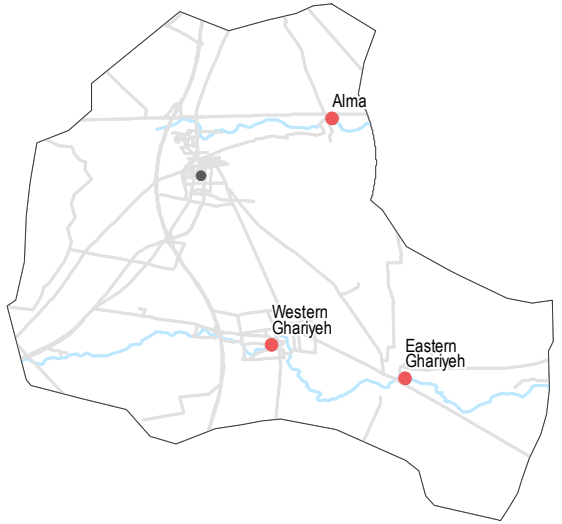
- Main challenges to obtaining food**
- No challenges
 - Some foods unavailable
 - Local production decreased
 - Lack of access to markets
 - Some foods expensive
 - Lack of resources to buy food
 - Lack of access to fuel
 - Cooking fuel unavailable
 - No information
- Bread (public): 1 pack**
Rice: 1kg
Lentils: 1kg
Sugar: 1kg
Cooking oil: 1 litre
- Access to bread**
- Most common source of bread
 - Most common barriers to accessing bread
 - Number of days, per month, where bread from private bakeries was unavailable

Displacement

- % of pre-conflict population remaining
- % of population that are female
- % of female-headed households
- IDPs living in village
- New IDP arrivals
- Returnees

Alma		
26-50%	26-50%	1-25%
Yes	No	Yes
Eastern Ghariyeh		
51-75%	51-75%	1-25%
Yes	No	No
Western Ghariyeh		
76-100%	26-50%	1-25%
Yes	Yes	No

• 3/4 communities assessed : Alma, Eastern Ghariyeh, Western Ghariyeh



Shelter

- Independent apartment or house
- Shared apartment or house
- Unfinished apartment or house
- Tent
- Private space not for shelter
- Cave/natural shelter
- Collective public space not for shelter
- No IDPs
- No information
- Min - Max: rent paid per room (where known)

Alma	
NDPs	IDPs
No info	
Eastern Ghariyeh	
NDPs	IDPs
No info	
Western Ghariyeh	
NDPs	IDPs
No info	

Livelihoods

	Most common sources of income	Most common strategies used to cope with lack of income / resources
Alma	Daily employment High risk/illegal work	Borrowing from family/friends High risk/illegal work Selling household assets
Eastern Ghariyeh	Daily employment High risk/illegal work	Borrowing from family/friends High risk/illegal work Selling household assets
Western Ghariyeh	Stable employment Daily employment High risk/illegal work	Borrowing from family/friends High risk/illegal work

NFIs

Alma	
B 5200 SYP	NA
C NA	1800 SYP
D 300 SYP	800 SYP
F NA	80000 SYP
Eastern Ghariyeh	
B 5000 SYP	2700 SYP
C NA	1500 SYP
D 300 SYP	800 SYP
F NA	80000 SYP
Western Ghariyeh	
B 5500 SYP	2750 SYP
C 500 SYP	500 SYP
D 325 SYP	1500 SYP
F NA	75000 SYP

- Most common electricity source
- Main network
 - Generator
 - No source
 - Solar alternative
 - Batteries
 - No information
- Fuel Prices (SYP)*
- B** Butane (cannister)
 - C** Coal (1kg)
 - D** Diesel (1 litre)
 - F** Firewood (1 tonne)
- NFI Prices (SYP)*
- Cement (50kg)
 - Floor mat (3*4m)
 - Plastic tarpaulin (1m²)
 - Tent (5 persons)
- NA: not available for purchase

- Alma**
No lack of fuel
- Eastern Ghariyeh**
No lack of fuel
- Western Ghariyeh**
Cutting trees

- Most common strategies used to cope with a lack of fuel

WASH

- Most common water source**
- Status of water source**
- Water is safe to drink
 - Water tastes/smells bad
 - People sick after drinking
 - No information
- Sufficiency of available water to meet household needs**
- Sufficient
 - Insufficient
 - No information
- Most common method of garbage disposal**

- Alma**
- Closed well
 - Public free collection
- Eastern Ghariyeh**
- Closed well
 - Public free collection
- Western Ghariyeh**
- Closed well
 - Buried / burned

• 3/4 communities assessed : Alma, Eastern Ghariyeh, Western Ghariyeh



Food Security

Alma

- Bread: no info
- Rice: 650 SYP
- Lentils: 300 SYP
- Sugar: 250 SYP
- Cooking oil: 650 SYP
- Public bakeries
- Flour too expensive
- Private bakeries unavailable

Eastern Ghariyeh

- Bread: 100 SYP
- Rice: 650 SYP
- Lentils: 425 SYP
- Sugar: 250 SYP
- Cooking oil: 650 SYP
- Public bakeries
- Flour too expensive
- Private bakeries unavailable

Western Ghariyeh

- Bread: no info
- Rice: 500 SYP
- Lentils: 200 SYP
- Sugar: 260 SYP
- Cooking oil: 650 SYP
- Distribution by others
- No difficulties reported
- Private bakeries unavailable

- Main challenges to obtaining food**
- No challenges
 - Some foods unavailable
 - Local production decreased
 - Lack of access to markets
 - Some foods expensive
 - Lack of resources to buy food
 - Lack of access to fuel
 - Cooking fuel unavailable
 - No information
- Bread (public): 1 pack**
Rice: 1kg
Lentils: 1kg
Sugar: 1kg
Cooking oil: 1 litre
- Access to bread**
- Most common source of bread
 - Most common barriers to accessing bread
 - Number of days, per month, where bread from private bakeries was unavailable

Education

- Status of primary schools in village**
- Functioning
 - Not functioning
 - Not available
 - No information
- Barriers to accessing education services**

Western Ghariyeh
 Most children accessed education

Alma
 Most children accessed education

Eastern Ghariyeh
 Most children accessed education

Health

- Most common health problems
- Most common barriers to accessing healthcare

Community	Most common health problems	Most common barriers to accessing healthcare
Alma	Chronic diseases Maternal health issues Severe diseases affecting those aged less than 5	No difficulties reported
Eastern Ghariyeh	Chronic diseases Pregnancy related diseases Severe diseases affecting those aged less than 5	No difficulties reported
Western Ghariyeh	Injuries Acute respiratory infections Severe diseases affecting those aged less than 5	High cost of transportation Old age Disability/Injuries/Illness

Displacement

- % of pre-conflict population remaining
- % of population that are female
- % of female-headed households
- IDPs living in village
- New IDP arrivals
- Returnees

Masmiyyeh

51-75% 51-75% 1-25%
 Yes No No

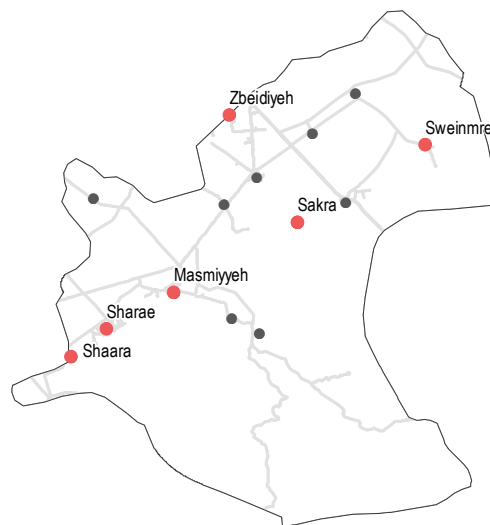
Sakra

51-75% 26-50% 1-25%
 Yes No No

Shaara

76-100% 51-75% 26-50%
 Yes No No

• 6/13 communities assessed (3 communities are shown on the next factsheet): Masmiyyeh, Sakra, Shaara



Shelter

- Independent apartment or house
- Shared apartment or house
- Unfinished apartment or house
- Tent
- Private space not for shelter
- Cave/natural shelter
- Collective public space not for shelter
- No IDPs
- No information
- Min - Max: rent paid per room (where known)

Masmiyyeh

NDPs IDPs
 No info

Sakra

NDPs IDPs
 No info

Shaara

NDPs IDPs
 No info

Livelihoods

Most common sources of income

Most common strategies used to cope with lack of income / resources

Masmiyyeh

Stable employment
 Daily employment
 Savings

Children sent to work/beg
 Borrowing from family/friends
 Skipping meals

Sakra

High risk/illegal work
 Business/trade

Borrowing from family/friends
 High risk/illegal work
 Selling household assets

Shaara

Daily employment
 High risk/illegal work

Children sent to work/beg
 Borrowing from family/friends
 High risk/illegal work

NFIs

Masmiyyeh

B 2800 SYP 2500 SYP
C 350 SYP 450 SYP
D 200 SYP 1500 SYP
F 50000 SYP 70000 SYP

Sakra

B NA NA
C NA 1800 SYP
D 300 SYP 1300 SYP
F NA NA

Shaara

B 2800 SYP 2650 SYP
C 400 SYP 10000 SYP
D 220 SYP 250 SYP
F NA 85000 SYP

Masmiyyeh

No lack of fuel

Sakra

No lack of fuel

Shaara

Burning productive assets
 Burning plastics
 Burning waste

Most common electricity source

- Main network
- Generator
- No source
- Solar alternative
- Batteries
- No information

Fuel Prices (SYP)*

- B** Butane (cannister)
- C** Coal (1kg)
- D** Diesel (1 litre)
- F** Firewood (1 tonne)

NFI Prices (SYP)*

- Cement (50kg)
- Floor mat (3*4m)
- Plastic tarpaulin (1m²)
- Tent (5 persons)
- NA: not available for purchase

Most common strategies used to cope with a lack of fuel

WASH

Most common water source

Status of water source

- Water is safe to drink
- Water tastes/smells bad
- People sick after drinking
- No information

Sufficiency of available water to meet household needs

- Sufficient
- Insufficient
- No information

Most common method of garbage disposal

Masmiyyeh

- Network
- Public free collection

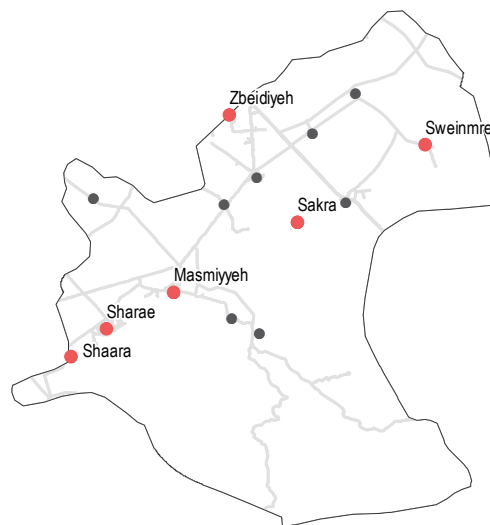
Sakra

- Closed well
- Buried / burned

Shaara

- Network
- Buried / burned

6/13 communities assessed (3 communities are shown on the next factsheet): Masmiyyeh, Sakra, Shaara



Education

Status of primary schools in village

- Functioning
- Not functioning
- Not available
- No information

Barriers to accessing education services

Shaara

Most children accessed education

Masmiyyeh

Most children accessed education

Sakra

Lack of teaching staff
Lack of school supplies

Health

	Most common health problems	Most common barriers to accessing healthcare
Masmiyyeh	Chronic diseases Acute respiratory infections Severe diseases affecting those aged less than 5	Old age Disability/Injuries/Illness
Sakra	Chronic diseases Pregnancy related diseases Severe diseases affecting those aged less than 5	High cost of transportation Lack of transportation
Shaara	Diarrhoea Chronic diseases Severe diseases affecting those aged less than 5	Security concerns around travel High cost of transportation Lack of transportation

Food Security

Masmiyyeh

- Bread: 50 SYP
- Rice: 500 SYP
- Lentils: 350 SYP
- Sugar: 250 SYP
- Cooking oil: 650 SYP

- Private bakeries
- No difficulties reported
- 0

Sakra

- Bread: no info
- Rice: 700 SYP
- Lentils: 375 SYP
- Sugar: 275 SYP
- Cooking oil: no info

- Distribution by others
- Flour too expensive
- Private bakeries unavailable

Shaara

- Bread: 75 SYP
- Rice: 500 SYP
- Lentils: 325 SYP
- Sugar: 265 SYP
- Cooking oil: 600 SYP

- Shops
- No difficulties reported
- Private bakeries unavailable

Main challenges to obtaining food

- No challenges
- Some foods unavailable
- Local production decreased
- Lack of access to markets
- Some foods expensive
- Lack of resources to buy food
- Lack of access to fuel
- Cooking fuel unavailable
- No information

Bread (public): 1 pack
Rice: 1kg
Lentils: 1kg
Sugar: 1kg
Cooking oil: 1 litre

Access to bread

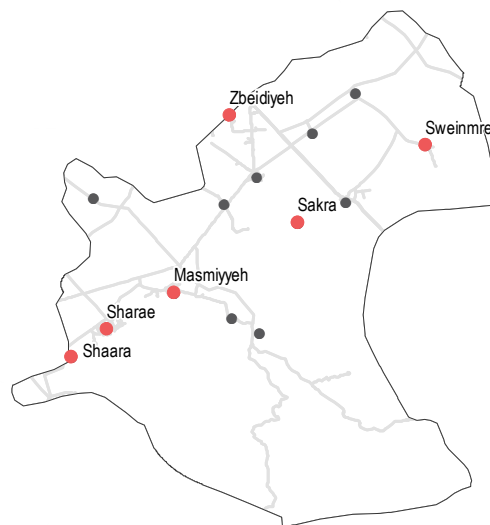
- Most common source of bread
- Most common barriers to accessing bread
- Number of days, per month, where bread from private bakeries was unavailable

Displacement

- % of pre-conflict population remaining
- % of population that are female
- % of female-headed households
- IDPs living in village
- New IDP arrivals
- Returnees

Sharae		Sweinmreh		Zbeidiyeh	
76-100%	51-75%	51-75%	51-75%	26-50%	1-25%
Yes	Yes	Yes	No info	Yes	No
26-50%	51-75%	26-50%	51-75%	1-25%	1-25%
Yes	No	Yes	No	Yes	No

• 6/13 communities assessed (3 communities are shown on the previous factsheet): Sharae, Sweinmreh, Zbeidiyeh



Shelter

- Independent apartment or house
- Shared apartment or house
- Unfinished apartment or house
- Tent
- Private space not for shelter
- Cave/natural shelter
- Collective public space not for shelter
- No IDPs
- No information
- Min - Max: rent paid per room (where known)

Sharae		Sweinmreh		Zbeidiyeh	
NDPs	IDPs	NDPs	IDPs	NDPs	IDPs
4000 - 5000 SYP		No info		No info	

Livelihoods

Most common sources of income

Most common strategies used to cope with lack of income / resources

Community	Most common sources of income	Most common strategies used to cope with lack of income / resources
Sharae	Stable employment High risk/illegal work	Children sent to work/beg Borrowing from family/friends High risk/illegal work
Sweinmreh	Stable employment Daily employment Farm owning	Children sent to work/beg Borrowing from family/friends Skipping meals
Zbeidiyeh	Daily employment High risk/illegal work	Borrowing from family/friends High risk/illegal work Selling household assets

NFIs

Sharae

B 2800 SYP	NA
C 375 SYP	10000 SYP
D 200 SYP	250 SYP
F NA	85000 SYP

Sweinmreh

B 2800 SYP	2500 SYP
C 350 SYP	450 SYP
D 200 SYP	1500 SYP
F 50000 SYP	75000 SYP

Zbeidiyeh

B 3000 SYP	NA
C NA	NA
D 250 SYP	NA
F NA	NA

Sharae

No lack of fuel

Sweinmreh

No lack of fuel

Zbeidiyeh

No lack of fuel

Most common electricity source

- Main network
- Generator
- No source
- Solar alternative
- Batteries
- No information

Fuel Prices (SYP)*

- B** Butane (cannister)
- C** Coal (1kg)
- D** Diesel (1 litre)
- F** Firewood (1 tonne)

NFI Prices (SYP)*

- Cement (50kg)
- Floor mat (3*4m)
- Plastic tarpaulin (1m²)
- Tent (5 persons)

NA: not available for purchase

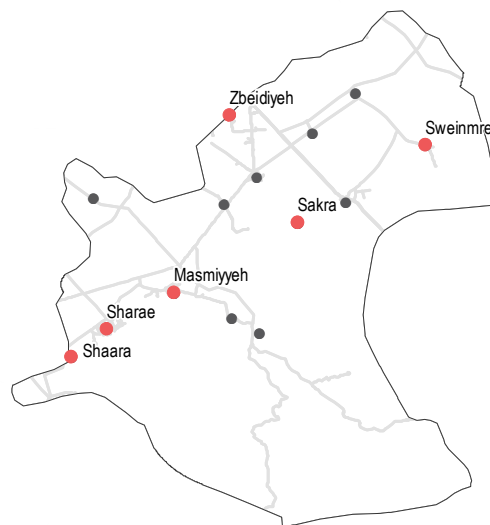
Most common strategies used to cope with a lack of fuel

WASH

- Most common water source**
- Water is safe to drink
 - Water tastes/smells bad
 - People sick after drinking
 - No information
- Sufficiency of available water to meet household needs**
- Sufficient
 - Insufficient
 - No information
- Most common method of garbage disposal**
- Buried / burned

- Sharae**
- Network
 - Public free collection
- Sweinmreh**
- Closed well
 - Buried / burned
- Zbeidiyeh**
- Closed well
 - Buried / burned

• 6/13 communities assessed (3 communities are shown on the previous factsheet): Sharae, Sweinmreh, Zbeidiyeh



Food Security

Sharae

- Bread: 75 SYP
 - Rice: 500 SYP
 - Lentils: 325 SYP
 - Sugar: 265 SYP
 - Cooking oil: 600 SYP
- Shops
 - No difficulties reported
 - Private bakeries unavailable

Sweinmreh

- Bread: no info
 - Rice: 500 SYP
 - Lentils: 250 SYP
 - Sugar: 250 SYP
 - Cooking oil: 650 SYP
- Shops
 - No difficulties reported
 - Private bakeries unavailable

Zbeidiyeh

- Bread: 125 SYP
 - Rice: 750 SYP
 - Lentils: 400 SYP
 - Sugar: 300 SYP
 - Cooking oil: no info
- Distribution by others
 - Flour too expensive
 - Private bakeries unavailable

Main challenges to obtaining food

- No challenges
- Some foods unavailable
- Local production decreased
- Lack of access to markets
- Some foods expensive
- Lack of resources to buy food
- Lack of access to fuel
- Cooking fuel unavailable
- No information

- Bread (public): 1 pack
- Rice: 1kg
- Lentils: 1kg
- Sugar: 1kg
- Cooking oil: 1 litre

Access to bread

- Most common source of bread
- Most common barriers to accessing bread
- Number of days, per month, where bread from private bakeries was unavailable

Education

- Status of primary schools in village**
- Functioning
 - Not functioning
 - Not available
 - No information
- Barriers to accessing education services**

Zbeidiyeh
 Most children accessed education

Sharae
 Most children accessed education

Sweinmreh
 Most children accessed education

Health

- Most common health problems
- Most common barriers to accessing healthcare

Sharae

- Diarrhoea
- Chronic diseases
- Severe diseases affecting those aged less than 5

Old age

Sweinmreh

- Chronic diseases
- Acute respiratory infections
- Severe diseases affecting those aged less than 5

- No facilities in the area
- Security concerns around travel
- Old age

Zbeidiyeh

- Chronic diseases
- Maternal health issues
- Acute respiratory infections

- Security concerns around travel
- Not allowed to enter facilities

Mseifra, Dar'a Governorate

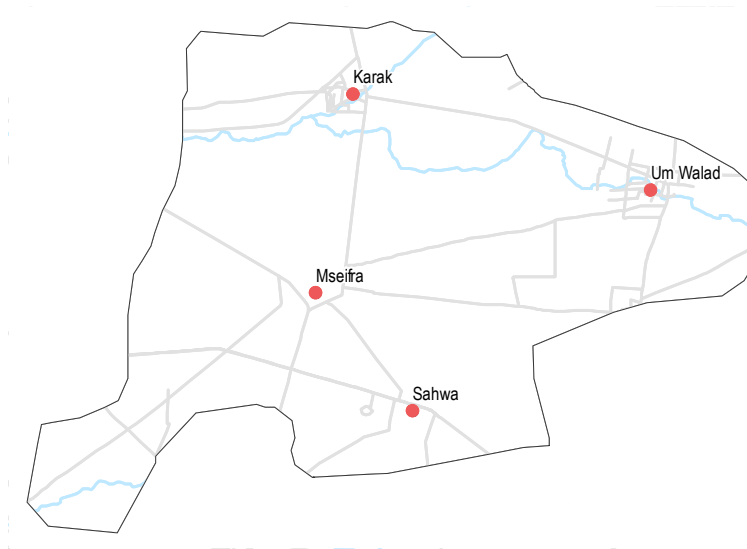
April 2018

Displacement

- % of pre-conflict population remaining
- % of population that are female
- % of female-headed households
- IDPs living in village
- New IDP arrivals
- Returnees

Community	% of pre-conflict population remaining	% of population that are female	% of female-headed households	IDPs living in village	New IDP arrivals	Returnees
Karak	76-100%	51-75%	1-25%	Yes	No	No
Mseifra	51-75%	51-75%	1-25%	Yes	No	No
Sahwa	51-75%	51-75%	1-25%	Yes	No	No
Um Walad	51-75%	51-75%	1-25%	Yes	No	No

• 4/4 communities assessed : Karak, Mseifra, Sahwa, Um Walad



Shelter

- Independent apartment or house
- Shared apartment or house
- Unfinished apartment or house
- Tent
- Private space not for shelter
- Cave/natural shelter
- Collective public space not for shelter
- No IDPs
- No information
- Min - Max: rent paid per room (where known)

Community	Most common shelter	NDPs	IDPs
Karak	Independent apartment or house	No info	No info
Mseifra	Independent apartment or house	5000 - 10000 SYP	5000 - 10000 SYP
Sahwa	Independent apartment or house	5000 - 10000 SYP	5000 - 10000 SYP
Um Walad	Independent apartment or house	No info	No info

Livelihoods

Most common sources of income

Most common strategies used to cope with lack of income / resources

Community	Most common sources of income	Most common strategies used to cope with lack of income / resources
Karak	Daily employment Business/trade Support from family/friends	Children sent to work/beg Borrowing from family/friends Selling household assets
Mseifra	Daily employment Business/trade Support from family/friends	Children sent to work/beg Borrowing from family/friends Selling household assets
Sahwa	Daily employment Business/trade Support from family/friends	Children sent to work/beg Borrowing from family/friends Selling household assets
Um Walad	Daily employment Business/trade Support from family/friends	Children sent to work/beg Borrowing from family/friends Selling household assets

NFIs

Community	Butane (cannister)	Coal (1kg)	Diesel (1 litre)	Firewood (1 tonne)
Karak	B 5300 SYP	C NA	D 300 SYP	F 75000 SYP
Mseifra	B 5300 SYP	C 250 SYP	D 315 SYP	F 75000 SYP
Sahwa	B 5300 SYP	C NA	D 315 SYP	F 75000 SYP
Um Walad	B 5200 SYP	C NA	D 300 SYP	F 75000 SYP

- Most common electricity source
- Main network
 - Generator
 - No source
 - Solar alternative
 - Batteries
 - No information
- Fuel Prices (SYP)*
- B** Butane (cannister)
 - C** Coal (1kg)
 - D** Diesel (1 litre)
 - F** Firewood (1 tonne)
- NFI Prices (SYP)*
- Cement (50kg)
 - Floor mat (3*4m)
 - Plastic tarpaulin (1m²)
 - Tent (5 persons)
- NA: not available for purchase

Karak
No lack of fuel

Mseifra
No lack of fuel

Sahwa
No lack of fuel

Um Walad
No lack of fuel

Most common strategies used to cope with a lack of fuel

Mseifra, Dar'a Governorate

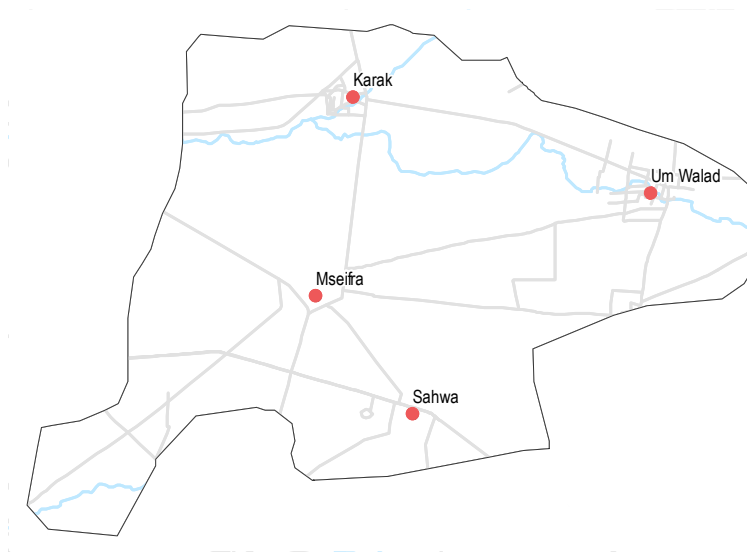
April 2018

WASH

- Most common water source**
- Water is safe to drink
 - Water tastes/smells bad
 - People sick after drinking
 - No information
- Sufficiency of available water to meet household needs**
- Sufficient
 - Insufficient
 - No information
- Most common method of garbage disposal**
- Public free collection

- Karak**
- Water trucking
 - Public free collection
- Mseifra**
- Closed well
 - Public free collection
- Sahwa**
- Closed well
 - Public free collection
- Um Walad**
- Closed well
 - Public free collection

• 4/4 communities assessed : Karak, Mseifra, Sahwa, Um Walad



Education

- Status of primary schools in village**
- Functioning
 - Not functioning
 - Not available
 - No information
- Barriers to accessing education services**
- Most children accessed education

- Sahwa**
- Most children accessed education
- Um Walad**
- Most children accessed education

Karak

Most children accessed education

Mseifra

Most children accessed education

Health

- Most common health problems
- Most common barriers to accessing healthcare

Community	Most common health problems	Most common barriers to accessing healthcare
Karak	Communicable diseases Chronic diseases Acute respiratory infections	No facilities in the area High cost of transportation Lack of transportation
Mseifra	Communicable diseases Chronic diseases Acute respiratory infections	No difficulties reported
Sahwa	Communicable diseases Chronic diseases Acute respiratory infections	No facilities in the area High cost of transportation Lack of transportation
Um Walad	Communicable diseases Chronic diseases Acute respiratory infections	No facilities in the area High cost of transportation Lack of transportation

Food Security

Karak

- Bread: 150 SYP
- Rice: 550 SYP
- Lentils: 300 SYP
- Sugar: 285 SYP
- Cooking oil: 700 SYP
- Public bakeries
- No difficulties reported
- Private bakeries unavailable

Mseifra

- Bread: 125 SYP
- Rice: 550 SYP
- Lentils: 300 SYP
- Sugar: 285 SYP
- Cooking oil: 700 SYP
- Public bakeries
- No difficulties reported
- Private bakeries unavailable

Sahwa

- Bread: 125 SYP
- Rice: 550 SYP
- Lentils: 300 SYP
- Sugar: 300 SYP
- Cooking oil: 700 SYP
- Public bakeries
- No difficulties reported
- Private bakeries unavailable

Um Walad

- Bread: 150 SYP
- Rice: 550 SYP
- Lentils: 300 SYP
- Sugar: 300 SYP
- Cooking oil: 750 SYP
- Public bakeries
- No difficulties reported
- Private bakeries unavailable

Main challenges to obtaining food

- No challenges
- Some foods unavailable
- Local production decreased
- Lack of access to markets
- Some foods expensive
- Lack of resources to buy food
- Lack of access to fuel
- Cooking fuel unavailable
- No information

Bread (public): 1 pack
Rice: 1kg
Lentils: 1kg
Sugar: 1kg
Cooking oil: 1 litre

Access to bread

- Most common source of bread

- Most common barriers to accessing bread
- Number of days, per month, where bread from private bakeries was unavailable

Mzeireb 1/2, Dar'a Governorate

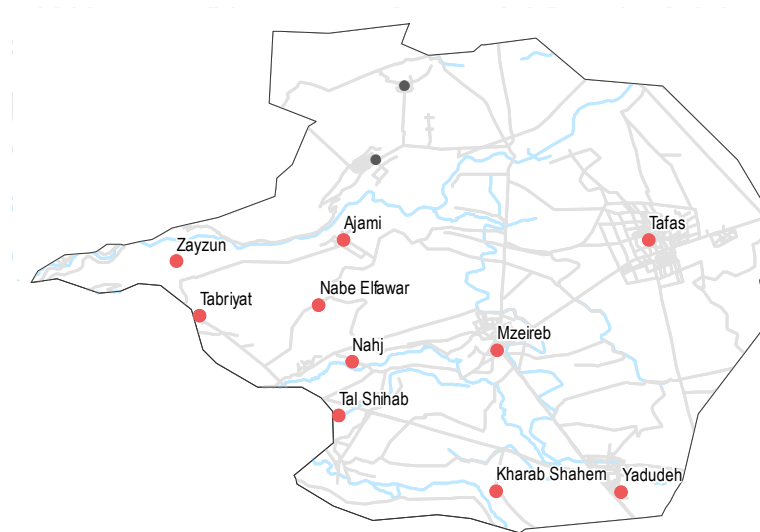
April 2018

Displacement

- % of pre-conflict population remaining
- % of population that are female
- % of female-headed households
- IDPs living in village
- New IDP arrivals
- Returnees

Community	% of pre-conflict population remaining	% of population that are female	% of female-headed households	IDPs living in village	New IDP arrivals	Returnees
Ajami	76-100%	26-50%	1-25%	Yes	No	No
Kharab Shahem	76-100%	26-50%	1-25%	Yes	No	No
Mzeireb	51-75%	26-50%	1-25%	Yes	No	No
Nabe Elfawar	76-100%	51-75%	1-25%	Yes	No	No
Nahj	76-100%	26-50%	1-25%	Yes	No	No

• 10/9 communities assessed (5 communities are shown on the next factsheet): Ajami, Kharab Shahem, Mzeireb, Nabe Elfawar, Nahj



Shelter

- Independent apartment or house
 - Shared apartment or house
 - Unfinished apartment or house
 - Tent
 - Private space not for shelter
 - Cave/natural shelter
 - Collective public space not for shelter
 - No IDPs
 - No information
- Min - Max: rent paid per room (where known)

Community	Most common shelter	Min - Max: rent paid per room (where known)
Ajami	Independent apartment or house	8000 - 9000 SYP
Nabe Elfawar	No info	No info
Kharab Shahem	Independent apartment or house	No info
Nahj	Independent apartment or house	8000 - 9000 SYP
Mzeireb	Independent apartment or house	1500 - 2000 SYP

Livelihoods

Most common sources of income

Most common strategies used to cope with lack of income / resources

Community	Most common sources of income	Most common strategies used to cope with lack of income / resources
Ajami	Daily employment Farm owning Business/trade	Children sent to work/beg Borrowing from family/friends Reducing meal size
Kharab Shahem	Daily employment Farm owning Business/trade	Children sent to work/beg
Mzeireb	Stable employment Daily employment Farm owning	Children sent to work/beg
Nabe Elfawar	Daily employment Business/trade	Children sent to work/beg Borrowing from family/friends
Nahj	Daily employment Farm owning Business/trade	Children sent to work/beg Borrowing from family/friends

NFIs

Ajami

B 5300 SYP	NA
C NA	NA
D 350 SYP	NA
F NA	NA

Kharab Shahem

B 5400 SYP	NA
C 350 SYP	NA
D 300 SYP	NA
F 80000 SYP	NA

Mzeireb

B 5400 SYP	2700 SYP
C 325 SYP	7600 SYP
D 300 SYP	1100 SYP
F 80000 SYP	65000 SYP

Nabe Elfawar

B 5200 SYP	NA
C NA	NA
D 350 SYP	NA
F NA	NA

Nahj

B 5200 SYP	2500 SYP
C 450 SYP	12500 SYP
D 350 SYP	NA
F NA	NA

- Most common electricity source
- Main network
 - Generator
 - No source
 - Solar alternative
 - Batteries
 - No information

- Fuel Prices (SYP)*
- B** Butane (cannister)
 - C** Coal (1kg)
 - D** Diesel (1 litre)
 - F** Firewood (1 tonne)

- NFI Prices (SYP)*
- Cement (50kg)
 - Floor mat (3*4m)
 - Plastic tarpaulin (1m²)
 - Tent (5 persons)
- NA: not available for purchase

- Most common strategies used to cope with a lack of fuel
- Cutting trees
 - Burning clothes
 - Burning plastics

Ajami

- Cutting trees
- Burning clothes
- Burning plastics

Kharab Shahem

No lack of fuel

Nabe Elfawar

No lack of fuel

Mzeireb

No lack of fuel

Nahj

No lack of fuel

Mzeireb 1/2, Dar'a Governorate

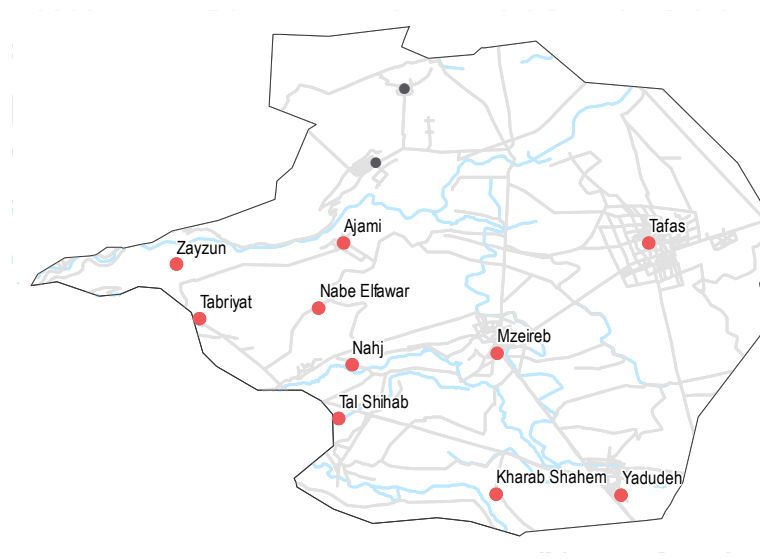
April 2018

WASH

- Most common water source**
- Water is safe to drink
 - Water tastes/smells bad
 - People sick after drinking
 - No information
- Sufficiency of available water to meet household needs**
- Sufficient
 - Insufficient
 - No information
- Most common method of garbage disposal**
- Public free collection

- Ajami**
- Protected spring
 - Public free collection
- Kharab Shahem**
- Water trucking
 - Private paid collection
- Mzeireb**
- Water trucking
 - Private paid collection
- Nabe Elfawar**
- Network
 - Public free collection
- Nahj**
- Water trucking
 - Public free collection

• 10/9 communities assessed (5 communities are shown on the next factsheet): Ajami, Kharab Shahem, Mzeireb, Nabe Elfawar, Nahj



Education

- Status of primary schools in village**
- Functioning
 - Not functioning
 - Not available
 - No information
- Barriers to accessing education services**
- Most children accessed education

- Mzeireb**
- Most children accessed education
- Nabe Elfawar**
- Most children accessed education
- Ajami**
- Most children accessed education
- Nahj**
- Most children accessed education
- Kharab Shahem**
- Most children accessed education

Health

	Most common health problems	Most common barriers to accessing healthcare
Ajami	Diarrhoea Skin diseases Acute respiratory infections	No facilities in the area High cost of transportation Lack of transportation
Kharab Shahem	Disabilities Chronic diseases Severe diseases affecting those aged less than 5	No difficulties reported
Mzeireb	Disabilities Pregnancy related diseases Severe diseases affecting those aged less than 5	No difficulties reported
Nabe Elfawar	Diarrhoea Acute respiratory infections Severe diseases affecting those aged less than 5	No facilities in the area High cost of transportation Lack of transportation
Nahj	Skin diseases Communicable diseases Severe diseases affecting those aged less than 5	No facilities in the area High cost of transportation Lack of transportation

Food Security

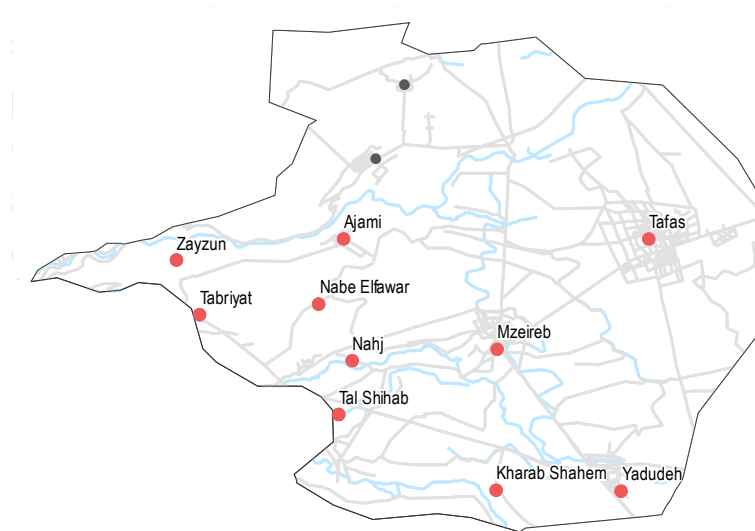
- Ajami**
- Bread: no info
 - Rice: 650 SYP
 - Lentils: 300 SYP
 - Sugar: 250 SYP
 - Cooking oil: 800 SYP
 - Shops
 - No difficulties reported
 - Private bakeries unavailable
- Kharab Shahem**
- Bread: no info
 - Rice: 450 SYP
 - Lentils: 270 SYP
 - Sugar: 250 SYP
 - Cooking oil: 600 SYP
 - Shops
 - No difficulties reported
 - Private bakeries unavailable
- Mzeireb**
- Bread: no info
 - Rice: 500 SYP
 - Lentils: 250 SYP
 - Sugar: 250 SYP
 - Cooking oil: 600 SYP
 - Private bakeries
 - No difficulties reported
 - 0
- Nabe Elfawar**
- Bread: no info
 - Rice: 650 SYP
 - Lentils: 300 SYP
 - Sugar: 250 SYP
 - Cooking oil: 800 SYP
 - Shops
 - No difficulties reported
 - Private bakeries unavailable
- Nahj**
- Bread: 150 SYP
 - Rice: 650 SYP
 - Lentils: 300 SYP
 - Sugar: 250 SYP
 - Cooking oil: 800 SYP
 - Shops
 - No difficulties reported
 - Private bakeries unavailable
- Main challenges to obtaining food**
- No challenges
 - Some foods unavailable
 - Local production decreased
 - Some foods expensive
 - Lack of resources to buy food
 - Lack of access to fuel
 - Cooking fuel unavailable
 - No information
- Bread (public): 1 pack**
- Rice: 1kg**
- Lentils: 1kg**
- Sugar: 1kg**
- Cooking oil: 1 litre**
- Access to bread**
- Most common source of bread
 - Most common barriers to accessing bread
 - Number of days, per month, where bread from private bakeries was unavailable

Displacement

- % of pre-conflict population remaining
- % of population that are female
- % of female-headed households
- IDPs living in village
- New IDP arrivals
- Returnees

Community	% of pre-conflict population remaining	% of population that are female	% of female-headed households	IDPs living in village	New IDP arrivals	Returnees
Tabriyat	76-100%	26-50%	1-25%	Yes	No	No
Tafas	76-100%	51-75%	1-25%	Yes	No	No
Tal Shihab	76-100%	51-75%	1-25%	Yes	No	No
Yadudeh	76-100%	26-50%	1-25%	Yes	No	No
Zayzun	51-75%	51-75%	1-25%	Yes	Yes	No

• 10/9 communities assessed (5 communities are shown on the previous factsheet): Tabriyat, Tafas, Tal Shihab, Yadudeh, Zayzun



Shelter

- Independent apartment or house
- Shared apartment or house
- Unfinished apartment or house
- Tent
- Private space not for shelter
- Cave/natural shelter
- Collective public space not for shelter
- No IDPs
- No information
- Min - Max: rent paid per room (where known)

Community	NDPs	IDPs	Min - Max: rent paid per room (where known)
Tabriyat			No info
Tafas			1500 - 2000 SYP
Tal Shihab			9000 - 10000 SYP
Yadudeh			No info
Zayzun			No info

Livelihoods

- Most common sources of income
- Most common strategies used to cope with lack of income / resources

Community	Most common sources of income	Most common strategies used to cope with lack of income / resources
Tabriyat	Daily employment Farm owning	Children sent to work/beg Borrowing from family/friends
Tafas	Stable employment Daily employment Farm owning	Children sent to work/beg
Tal Shihab	Stable employment Daily employment Farm owning	No info
Yadudeh	Stable employment Daily employment Farm owning	Children sent to work/beg
Zayzun	Daily employment Farm owning Business/trade	Children sent to work/beg

NFIs

Community	Lightbulb icon	Generator icon	No source icon	Solar alternative icon	Batteries icon	No information icon
Tabriyat	B 5300 SYP	NA	NA	NA	NA	NA
Tafas	B 5400 SYP	2700 SYP	7600 SYP	350 SYP	1000 SYP	80000 SYP
Tal Shihab	B 5100 SYP	2500 SYP	13500 SYP	450 SYP	4000 SYP	NA
Yadudeh	B 5400 SYP	2900 SYP	8000 SYP	350 SYP	NA	80000 SYP
Zayzun	B 5400 SYP	NA	NA	350 SYP	NA	80000 SYP

- Most common electricity source
- Main network
- Generator
- No source
- Solar alternative
- Batteries
- No information
- Fuel Prices (SYP)*
- B** Butane (cannister)
- C** Coal (1kg)
- D** Diesel (1 litre)
- F** Firewood (1 tonne)
- NFI Prices (SYP)*
- Cement (50kg)
- Floor mat (3*4m)
- Plastic tarpaulin (1m²)
- Tent (5 persons)
- NA: not available for purchase

Community	Flame icon	Flame icon
Tabriyat	No lack of fuel	
Tafas	No lack of fuel	
Yadudeh		No lack of fuel
Tal Shihab	No lack of fuel	
Zayzun		No lack of fuel

Mzeireb 2/2, Dar'a Governorate

April 2018

WASH

- Most common water source**
- Water is safe to drink
 - Water tastes/smells bad
 - People sick after drinking
 - No information
- Sufficiency of available water to meet household needs**
- Sufficient
 - Insufficient
 - No information
- Most common method of garbage disposal**

Tabriyat

- Water trucking
- Public free collection

Tafas

- Water trucking
- Private paid collection

Tal Shihab

- Water trucking
- Public free collection

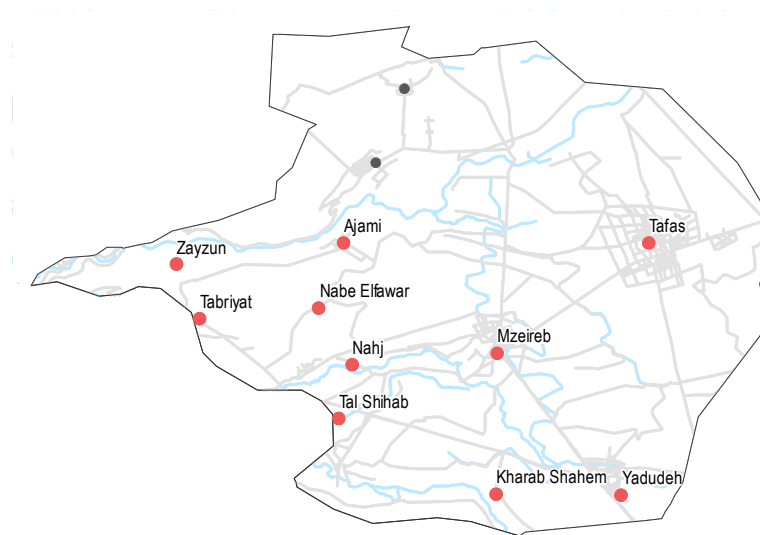
Yadudeh

- Water trucking
- Private paid collection

Zayzun

- Water trucking
- Private paid collection

• 10/9 communities assessed (5 communities are shown on the previous factsheet): Tabriyat, Tafas, Tal Shihab, Yadudeh, Zayzun



Education

- Status of primary schools in village**
- Functioning
 - Not functioning
 - Not available
 - No information
- Barriers to accessing education services**

Tal Shihab

Most children accessed education

Yadudeh

Most children accessed education

Tabriyat

Most children accessed education

Tafas

Most children accessed education

Zayzun

Most children accessed education

Health



Most common health problems



Most common barriers to accessing healthcare

Tabriyat

Diarrhoea
Skin diseases
Severe diseases affecting those aged less than 5

No facilities in the area
High cost of transportation

Tafas

Disabilities
Chronic diseases
Pregnancy related diseases

No difficulties reported

Tal Shihab

Diarrhoea
Chronic diseases
Acute respiratory infections

No difficulties reported

Yadudeh

Disabilities
Chronic diseases
Severe diseases affecting those aged less than 5

No difficulties reported

Zayzun

Disabilities
Chronic diseases
Severe diseases affecting those aged less than 5

No facilities in the area

Food Security

Tabriyat



Bread: no info
Rice: 650 SYP
Lentils: 300 SYP
Sugar: 275 SYP
Cooking oil: 850 SYP



No difficulties reported

Private bakeries unavailable

Tafas



Bread: no info
Rice: 425 SYP
Lentils: 250 SYP
Sugar: 250 SYP
Cooking oil: 550 SYP



No difficulties reported

0

Tal Shihab



Bread: 125 SYP
Rice: 600 SYP
Lentils: 200 SYP
Sugar: 250 SYP
Cooking oil: 800 SYP



High price of flour
Flour not always available
High price of wheat

0

Yadudeh



Bread: no info
Rice: 550 SYP
Lentils: 250 SYP
Sugar: 250 SYP
Cooking oil: 600 SYP



No difficulties reported

11 to 20

Zayzun



Bread: no info
Rice: 500 SYP
Lentils: 250 SYP
Sugar: 250 SYP
Cooking oil: 600 SYP



No difficulties reported

Private bakeries unavailable

Main challenges to obtaining food

- No challenges
- Some foods unavailable
- Local production decreased
- Lack of access to markets
- Some foods expensive
- Lack of resources to buy food
- Lack of access to fuel
- Cooking fuel unavailable
- No information

Bread (public): 1 pack
Rice: 1kg
Lentils: 1kg
Sugar: 1kg
Cooking oil: 1 litre

Access to bread

Most common source of bread

Most common barriers to accessing bread

Number of days, per month, where bread from private bakeries was unavailable

Nawa 1/2, Dar'a Governorate

April 2018

Displacement

- % of pre-conflict population remaining
- % of population that are female
- % of female-headed households
- IDPs living in village
- New IDP arrivals
- Returnees

Edwan	51-75%	51-75%	1-25%
Yes	No info	No	
Jabaliyeh	26-50%	1-25%	None
Yes	No info	Yes	
Nasriyeh	76-100%	51-75%	1-25%
Yes	No	No	

• 6/6 communities assessed (3 communities are shown on the next factsheet): Edwan, Jabaliyeh, Nasriyeh



Shelter

- Most common shelter**
- Independent apartment or house
- Shared apartment or house
- Unfinished apartment or house
- Tent
- Private space not for shelter
- Cave/natural shelter
- Collective public space not for shelter
- No IDPs
- No information
- Min - Max: rent paid per room (where known)

Edwan	NDPs	IDPs
No info		
Jabaliyeh	NDPs	IDPs
No info		
Nasriyeh	NDPs	IDPs
2500 - 3000 SYP		

Livelihoods

Most common sources of income

Most common strategies used to cope with lack of income / resources

Edwan	Daily employment High risk/illegal work	Borrowing from family/friends High risk/illegal work Skipping meals
Jabaliyeh	Daily employment Farm owning Support from family/friends	Borrowing from family/friends Skipping meals Reducing meal size
Nasriyeh	Stable employment Daily employment Farm owning	Children sent to work/beg Borrowing from family/friends Skipping meals

NFIs

Edwan

B 5600 SYP	2800 SYP
C 350 SYP	500 SYP
D 325 SYP	1500 SYP
F 50000 SYP	75000 SYP

Jabaliyeh

B 5500 SYP	NA
C 450 SYP	NA
D 325 SYP	3500 SYP
F 55000 SYP	75000 SYP

Nasriyeh

B 5400 SYP	2500 SYP
C 350 SYP	450 SYP
D 310 SYP	1500 SYP
F 50000 SYP	75000 SYP

Edwan
No lack of fuel

Jabaliyeh
Cutting trees
Burning furniture not in use
Burning plastics

Nasriyeh
No lack of fuel

Most common electricity source

- Main network
- Generator
- No source
- Solar alternative
- Batteries
- No information

Fuel Prices (SYP)*

- B** Butane (cannister)
- C** Coal (1kg)
- D** Diesel (1 litre)
- F** Firewood (1 tonne)

NFI Prices (SYP)*

- Cement (50kg)
- Floor mat (3*4m)
- Plastic tarpaulin (1m²)
- Tent (5 persons)

NA: not available for purchase

Most common strategies used to cope with a lack of fuel

Nawa 1/2, Dar'a Governorate

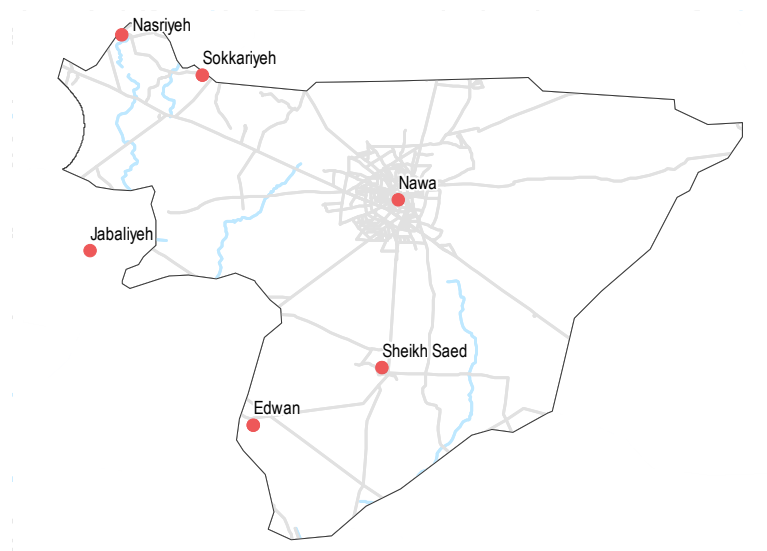
April 2018

WASH

- Most common water source**
- Status of water source**
- Water is safe to drink
 - Water tastes/smells bad
 - People sick after drinking
 - No information
- Sufficiency of available water to meet household needs**
- Sufficient
 - Insufficient
 - No information
- Most common method of garbage disposal**

- Edwan**
- Closed well
 - Buried / burned
- Jabaliyeh**
- Closed well
 - Left in street / public area
- Nasriyeh**
- Network
 - Buried / burned

6/6 communities assessed (3 communities are shown on the next factsheet): Edwan, Jabaliyeh, Nasriyeh



Food Security

Edwan

- Bread: no info
- Rice: 500 SYP
- Lentils: 350 SYP
- Sugar: 250 SYP
- Cooking oil: 650 SYP
- Shops
- No difficulties reported
- Private bakeries unavailable

Jabaliyeh

- Bread: no info
- Rice: 550 SYP
- Lentils: 400 SYP
- Sugar: 250 SYP
- Cooking oil: 700 SYP
- Private bakeries
- No difficulties reported
- 0

Nasriyeh

- Bread: no info
- Rice: 450 SYP
- Lentils: 350 SYP
- Sugar: 250 SYP
- Cooking oil: 650 SYP
- Private bakeries
- No difficulties reported
- 0

Main challenges to obtaining food

- No challenges
- Some foods unavailable
- Local production decreased
- Lack of access to markets
- Some foods expensive
- Lack of resources to buy food
- Lack of access to fuel
- Cooking fuel unavailable
- No information

Bread (public): 1 pack
Rice: 1kg
Lentils: 1kg
Sugar: 1kg
Cooking oil: 1 litre

Access to bread

- Most common source of bread
- Most common barriers to accessing bread
- Number of days, per month, where bread from private bakeries was unavailable

Education

- Status of primary schools in village**
- Functioning
 - Not functioning
 - Not available
 - No information
- Barriers to accessing education services**

Nasriyeh
Most children accessed education

Edwan
Lack of teaching staff
Parents do not approve of curriculum

Jabaliyeh
Some facilities destroyed
Lack of teaching staff
Lack of school supplies

Health

- Most common health problems
- Most common barriers to accessing healthcare

Edwan

Chronic diseases
Acute respiratory infections
Severe diseases affecting those aged less than 5

No facilities in the area
Old age
Disability/Injuries/Illness

Jabaliyeh

Chronic diseases
Acute respiratory infections
Severe diseases affecting those aged less than 5

No facilities in the area
Security concerns around travel
High cost of transportation

Nasriyeh

Chronic diseases
Acute respiratory infections
Severe diseases affecting those aged less than 5

Old age
Disability/Injuries/Illness

Nawa 2/2, Dar'a Governorate

April 2018

Displacement

- % of pre-conflict population remaining
- % of population that are female
- % of female-headed households
- IDPs living in village
- New IDP arrivals
- Returnees

Nawa	
51-75%	51-75%
Yes	No
No	No
Sheikh Saed	
51-75%	51-75%
Yes	No
No	No
1-25%	1-25%
Yes	No
No	No
Sokkariyeh	
76-100%	51-75%
Yes	No info
No	No

• 6/6 communities assessed (3 communities are shown on the previous factsheet): Nawa, Sheikh Saed, Sokkariyeh



Shelter

- Independent apartment or house
- Shared apartment or house
- Unfinished apartment or house
- Tent
- Private space not for shelter
- Cave/natural shelter
- Collective public space not for shelter
- No IDPs
- No information
- Min - Max: rent paid per room (where known)

Nawa	
NDPs	IDPs
5000 - 10000 SYP	
Sheikh Saed	
NDPs	IDPs
No info	
Sokkariyeh	
NDPs	IDPs
No info	

Livelihoods

Most common sources of income

Most common strategies used to cope with lack of income / resources

Community	Most common sources of income	Most common strategies used to cope with lack of income / resources
Nawa	Stable employment Daily employment Farm owning	Borrowing from family/friends Skipping meals Reducing meal size
Sheikh Saed	Daily employment Business/trade Support from family/friends	Children sent to work/beg Borrowing from family/friends Selling household assets
Sokkariyeh	Daily employment Farm owning Business/trade	Children sent to work/beg Borrowing from family/friends Skipping meals

NFIs

Nawa

B 5000 SYP	2000 SYP
C 450 SYP	4000 SYP
D 310 SYP	3500 SYP
F 50000 SYP	75000 SYP

Sheikh Saed

B 5800 SYP	NA
C NA	11000 SYP
D 325 SYP	350 SYP
F 75000 SYP	NA

Sokkariyeh

B 6000 SYP	NA
C 550 SYP	3800 SYP
D 325 SYP	400 SYP
F 70000 SYP	NA

Nawa

Cutting trees
Burning furniture not in use
Burning productive assets

Sheikh Saed

Cutting trees
Burning productive assets
Burning plastics

Sokkariyeh

Burning productive assets
Burning waste

Most common electricity source

- Main network
- Generator
- No source
- Solar alternative
- Batteries
- No information

Fuel Prices (SYP)*

- B** Butane (cannister)
- C** Coal (1kg)
- D** Diesel (1 litre)
- F** Firewood (1 tonne)

NFI Prices (SYP)*

- Cement (50kg)
- Floor mat (3*4m)
- Plastic tarpaulin (1m²)
- Tent (5 persons)
- NA: not available for purchase

Most common strategies used to cope with a lack of fuel

Nawa 2/2, Dar'a Governorate

April 2018

WASH

- Most common water source**
- Water is safe to drink
 - Water tastes/smells bad
 - People sick after drinking
 - No information
- Sufficiency of available water to meet household needs**
- Sufficient
 - Insufficient
 - No information
- Most common method of garbage disposal**
- Buried / burned

Nawa

- Closed well
- Public free collection

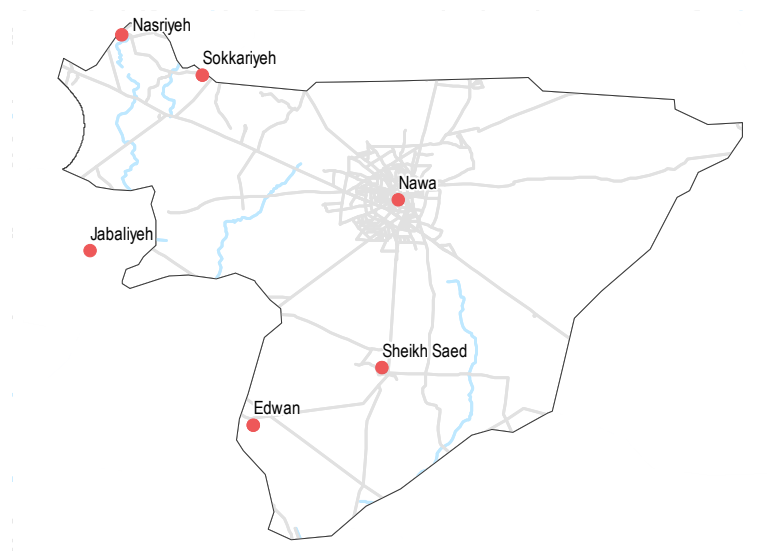
Sheikh Saed

- Water trucking
- Public free collection

Sokkariyeh

- Closed well
- Buried / burned

6/6 communities assessed (3 communities are shown on the previous factsheet): Nawa, Sheikh Saed, Sokkariyeh



Food Security

Nawa

- Private bakeries
 - No difficulties reported
 - 0
- Bread: no info
Rice: 550 SYP
Lentils: 400 SYP
Sugar: 250 SYP
Cooking oil: 700 SYP

Sheikh Saed

- Shops
 - No difficulties reported
 - Private bakeries unavailable
- Bread: 150 SYP
Rice: 550 SYP
Lentils: 300 SYP
Sugar: 300 SYP
Cooking oil: 700 SYP

Sokkariyeh

- Private bakeries
 - No difficulties reported
 - 0
- Bread: no info
Rice: 650 SYP
Lentils: 400 SYP
Sugar: 300 SYP
Cooking oil: 750 SYP

Main challenges to obtaining food

- No challenges
- Some foods unavailable
- Local production decreased
- Lack of access to markets
- Some foods expensive
- Lack of resources to buy food
- Lack of access to fuel
- Cooking fuel unavailable
- No information

Bread (public): 1 pack
Rice: 1kg
Lentils: 1kg
Sugar: 1kg
Cooking oil: 1 litre

Access to bread

- Most common source of bread
- Most common barriers to accessing bread
- Number of days, per month, where bread from private bakeries was unavailable

Education

- Status of primary schools in village**
- Functioning
 - Not functioning
 - Not available
 - No information
- Barriers to accessing education services**

Sokkariyeh

Most children accessed education

Nawa

Most children accessed education

Sheikh Saed

Most children accessed education

Health

Most common health problems

Most common barriers to accessing healthcare

Nawa

Chronic diseases
Acute respiratory infections
Severe diseases affecting those aged less than 5

No difficulties reported

Sheikh Saed

Communicable diseases
Chronic diseases
Acute respiratory infections

No facilities in the area
High cost of transportation
Lack of transportation

Sokkariyeh

Chronic diseases
Pregnancy related diseases
Severe diseases affecting those aged less than 5

No facilities in the area

Displacement

- % of pre-conflict population remaining
- % of population that are female
- % of female-headed households
- IDPs living in village
- New IDP arrivals
- Returnees

Faqie	51-75%	1-25%	1-25%
	Yes	No info	No
Qarfa	51-75%	51-75%	1-25%
	Yes	No	Yes

• 2/6 communities assessed : Faqie, Qarfa



Shelter

- Independent apartment or house
 - Shared apartment or house
 - Unfinished apartment or house
 - Tent
 - Private space not for shelter
 - Cave/natural shelter
 - Collective public space not for shelter
 - No IDPs
 - No information
- Min - Max: rent paid per room (where known)

Faqie	NDPs	IDPs
	No info	
Qarfa	NDPs	IDPs
	2500 - 3000 SYP	

Livelihoods

	Most common sources of income	Most common strategies used to cope with lack of income / resources
Faqie	Stable employment Farm owning Support from family/friends	Borrowing from family/friends Skipping meals Reducing meal size
Qarfa	Stable employment Daily employment Savings	Taking loans/buying on credit Borrowing from family/friends Skipping meals

NFIs

Faqie

B 3000 SYP	NA
C 450 SYP	4000 SYP
D 275 SYP	3500 SYP
F 50000 SYP	NA

Qarfa

B 2700 SYP	2500 SYP
C 350 SYP	450 SYP
D 200 SYP	1500 SYP
F 50000 SYP	75000 SYP

Most common electricity source

- Main network
- Generator
- No source
- Solar alternative
- Batteries
- No information

Fuel Prices (SYP)*

- B** Butane (cannister)
- C** Coal (1kg)
- D** Diesel (1 litre)
- F** Firewood (1 tonne)

NFI Prices (SYP)*

- Cement (50kg)
- Floor mat (3*4m)
- Plastic tarpaulin (1m²)
- Tent (5 persons)

NA: not available for purchase

Faqie

No lack of fuel

Qarfa

No lack of fuel

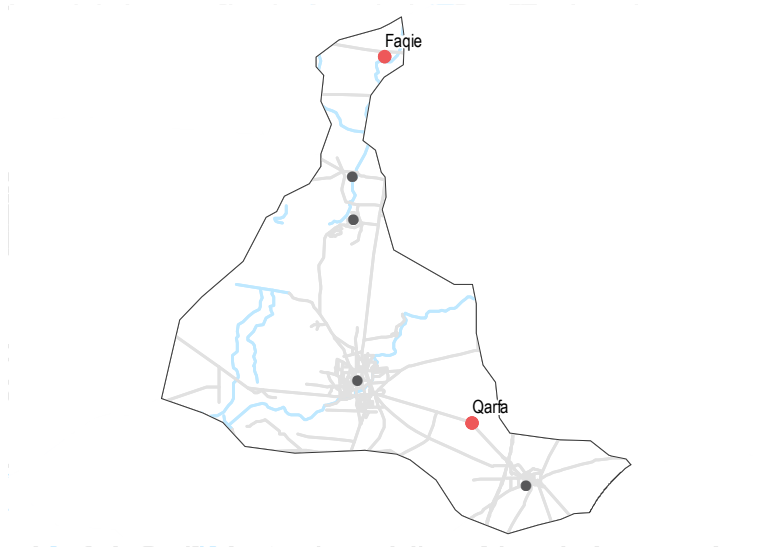
Most common strategies used to cope with a lack of fuel

WASH

- Most common water source
- Status of water source
- Water is safe to drink
 - Water tastes/smells bad
 - People sick after drinking
 - No information
- Sufficiency of available water to meet household needs
- Sufficient
 - Insufficient
 - No information
- Most common method of garbage disposal

- Faqie**
- Network
 - Public free collection
- Qarfa**
- Network
 - Public free collection

• 2/6 communities assessed : Faqie, Qarfa



Food Security

Faqie

- Bread: 50 SYP
 - Rice: 550 SYP
 - Lentils: 400 SYP
 - Sugar: 250 SYP
 - Cooking oil: 700 SYP
- Public bakeries
 - No difficulties reported

Qarfa

- Bread: 50 SYP
 - Rice: 500 SYP
 - Lentils: 250 SYP
 - Sugar: 250 SYP
 - Cooking oil: 650 SYP
- Private bakeries
 - No difficulties reported

- Main challenges to obtaining food
- No challenges
 - Some foods unavailable
 - Local production decreased
 - Lack of access to markets
 - Some foods expensive
 - Lack of resources to buy food
 - Lack of access to fuel
 - Cooking fuel unavailable
 - No information
- Bread (public): 1 pack
 Rice: 1kg
 Lentils: 1kg
 Sugar: 1kg
 Cooking oil: 1 litre

Education

- Status of primary schools in village
- Functioning
 - Not functioning
 - Not available
 - No information
- Barriers to accessing education services

Faqie
 Most children accessed education

Qarfa
 Most children accessed education

Health

	Most common health problems	Most common barriers to accessing healthcare
Faqie	Communicable diseases Chronic diseases Acute respiratory infections	No difficulties reported
Qarfa	Chronic diseases Acute respiratory infections Severe diseases affecting those aged less than 5	Old age Disability/Injuries/Illness

- Access to bread
- Most common source of bread
 - Most common barriers to accessing bread
 - Number of days, per month, where bread from private bakeries was unavailable

Tassil, Dar'a Governorate

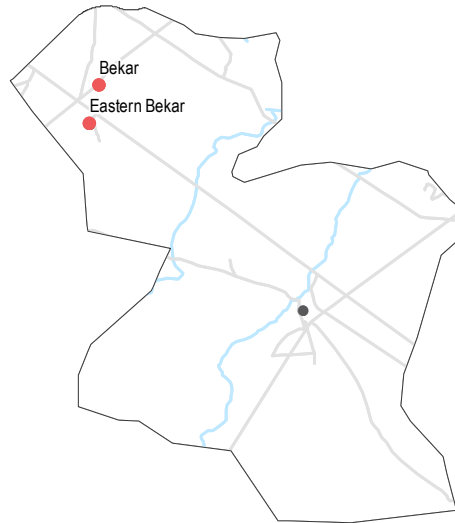
April 2018

Displacement

- % of pre-conflict population remaining
- % of population that are female
- % of female-headed households
- IDPs living in village
- New IDP arrivals
- Returnees

Bekar		Eastern Bekar	
76-100%	51-75%	76-100%	51-75%
Yes	No	Yes	No
No	No	No	No

• 2/3 communities assessed : Bekar, Eastern Bekar



Shelter

- Independent apartment or house
 - Shared apartment or house
 - Unfinished apartment or house
 - Tent
 - Private space not for shelter
 - Cave/natural shelter
 - Collective public space not for shelter
 - No IDPs
 - No information
- Min - Max: rent paid per room (where known)

Bekar		Eastern Bekar	
NDPs	IDPs	NDPs	IDPs
No info		No info	

Livelihoods

	Most common sources of income	Most common strategies used to cope with lack of income / resources
Bekar	Daily employment Farm owning	Children sent to work/beg Borrowing from family/friends
Eastern Bekar	Daily employment Farm owning	Children sent to work/beg Borrowing from family/friends

NFIs

Bekar

B 5500 SYP	NA
C NA	NA
D 350 SYP	NA
F NA	NA

Eastern Bekar

B 5500 SYP	NA
C NA	NA
D 350 SYP	NA
F NA	NA

Most common electricity source

- Main network
- Generator
- No source
- Solar alternative
- Batteries
- No information

Fuel Prices (SYP)*

- B** Butane (cannister)
- C** Coal (1kg)
- D** Diesel (1 litre)
- F** Firewood (1 tonne)

NFI Prices (SYP)*

- Cement (50kg)
- Floor mat (3*4m)
- Plastic tarpaulin (1m²)
- Tent (5 persons)

NA: not available for purchase

Bekar

- Cutting trees
- Burning clothes
- Burning plastics

Eastern Bekar

- Cutting trees
- Burning clothes
- Burning plastics

Most common strategies used to cope with a lack of fuel

Tassil, Dar'a Governorate

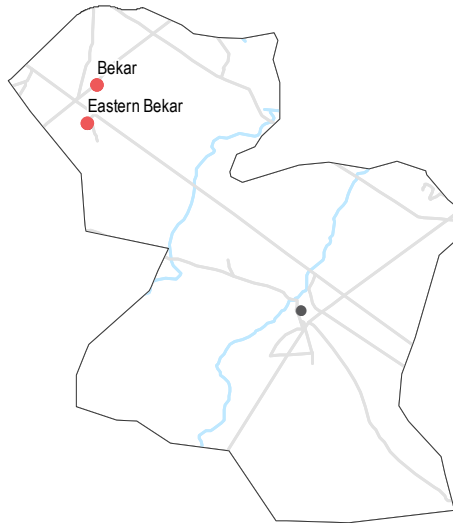
April 2018

WASH

- Most common water source**
- Water is safe to drink
 - Water tastes/smells bad
 - People sick after drinking
 - No information
- Sufficiency of available water to meet household needs**
- Sufficient
 - Insufficient
 - No information
- Most common method of garbage disposal**
- Left in street / public area

- Bekar**
- Water trucking
 - Left in street / public area
- Eastern Bekar**
- Water trucking
 - Left in street / public area

• 2/3 communities assessed : Bekar, Eastern Bekar



Education

- Status of primary schools in village**
- Functioning
 - Not functioning
 - Not available
 - No information
- Barriers to accessing education services**

- Bekar**
- Some facilities destroyed
 - Lack of teaching staff
 - Unsafe route to services

- Eastern Bekar**
- Some facilities destroyed
 - Lack of teaching staff
 - Unsafe route to services

Health

	Most common health problems	Most common barriers to accessing healthcare
Bekar	<ul style="list-style-type: none"> Skin diseases Acute respiratory infections Severe diseases affecting those aged less than 5 	<ul style="list-style-type: none"> No facilities in the area Security concerns around travel Lack of transportation
Eastern Bekar	<ul style="list-style-type: none"> Skin diseases Acute respiratory infections Severe diseases affecting those aged less than 5 	<ul style="list-style-type: none"> No facilities in the area Security concerns around travel Lack of transportation

Food Security

Bekar

- Bread: no info
- Rice: 700 SYP
- Lentils: 300 SYP
- Sugar: 300 SYP
- Cooking oil: 900 SYP
- Shops
- Yeast not always available
- Flour not always available
- Wheat not always available
- Private bakeries unavailable

Eastern Bekar

- Bread: no info
- Rice: 750 SYP
- Lentils: 300 SYP
- Sugar: 300 SYP
- Cooking oil: 900 SYP
- Shops
- Yeast not always available
- Flour not always available
- Wheat not always available
- Private bakeries unavailable

Main challenges to obtaining food

- No challenges
- Some foods unavailable
- Local production decreased
- Lack of access to markets
- Some foods expensive
- Lack of resources to buy food
- Lack of access to fuel
- Cooking fuel unavailable
- No information

Bread (public): 1 pack
 Rice: 1kg
 Lentils: 1kg
 Sugar: 1kg
 Cooking oil: 1 litre

Access to bread

- Most common source of bread
- Most common barriers to accessing bread
- Number of days, per month, where bread from private bakeries was unavailable