

General Overview

Communities assessed: 257
Total IDP arrivals: 76,935
Total IDP departures: 144,847
Total SR* arrivals: 217

Top 5 shelter types of new IDP arrivals:

(1) Solid/finished house 27,129 IDPs
 (2) Unfinished/damaged building 14,523 IDPs
 (3) Individual tent 12,531 IDPs
 (4) Managed camp 11,477 IDPs
 (5) Solid/finished apartment 2,836 IDPs

*SR: Spontaneous Returns (to Community of Origin) refers to an IDP or refugee who returns to the community that they originated from, but not necessarily to their place of habitual residence and does not enjoy the complete rights they had prior to displacement. SRs intend to remain in the community for an undetermined period.

Top 5 ISMI-Covered Arrivals:

Departure community (governorate):	Total IDPs:	Destination community (governorate):
(1) Ma'arrat An Nu'man (Idleb)	1,362 IDPs	Qah (Idleb)
(2) Ma'arrat An Nu'man (Idleb)	1,357 IDPs	Sarmada (Idleb)
(3) Sanjar (Idleb)	1,197 IDPs	Kafr Deryan (Idleb)
(4) Daret Azza (Aleppo)	1,163 IDPs	Qah (Idleb)
(5) Daret Azza (Aleppo)	969 IDPs	Sarmada (Idleb)

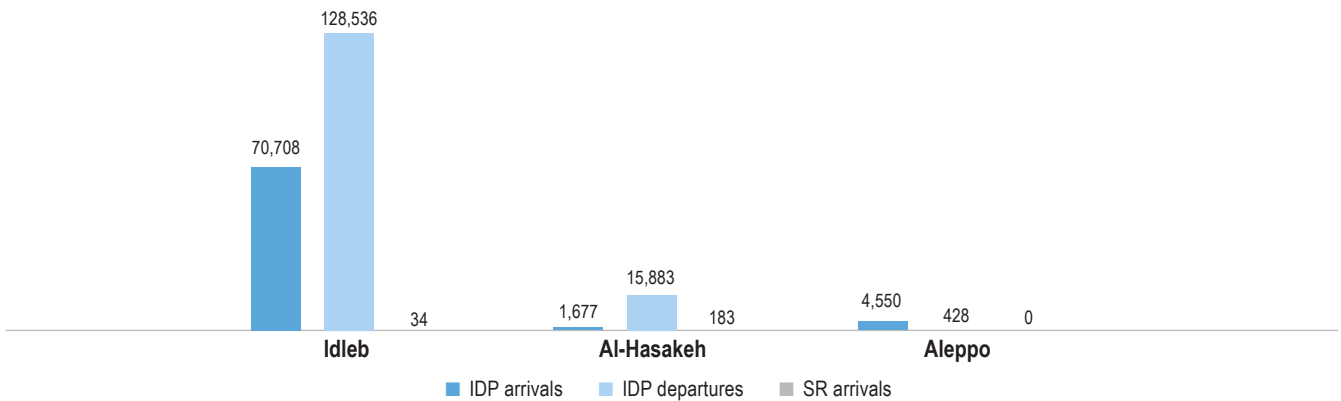
Latest Developments:

- As a result of continued violent clashes in its southeastern sub-districts,¹ **Idleb governorate witnessed the departure of 128,536 IDPs**, most commonly from communities in Sanjar (55,545), Ma'arrat An Nu'man (43,290) and Abul Thohur (20,698) sub-districts. The majority of IDPs were displaced within the governorate. IDPs most commonly arrived to communities in Dana (19,486), Idleb (8,757) and Kafr Nobol (6,871) sub-districts.
- ISMI-covered communities in **Aleppo governorate witnessed the arrival of 4,550 IDPs**, a majority of whom to A'zaz (3,860) sub-district. Most IDPs arrived to managed camps (2,942).
- Meanwhile, **15,883 IDPs were reported departing assessed communities in Al-Hasakeh governorate**, most of whom from Areeshah (7,467) and Shadadah (6,874) sub-districts. 79% of departing IDPs intended to go to other governorates.

¹UNOCHA, [Turkey | Syria: Recent Developments in Northwestern Syria \(as of 16 January 2018\)](#).

Overall Movements

Total IDP arrivals, IDP departures and SR arrivals by governorate:



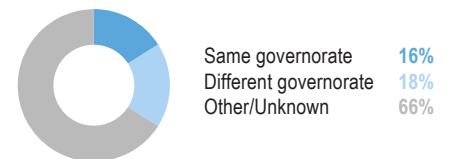
Last place of departure of IDP arrivals:



Intended destinations of IDP departures:



Last place of departure of SR arrivals:



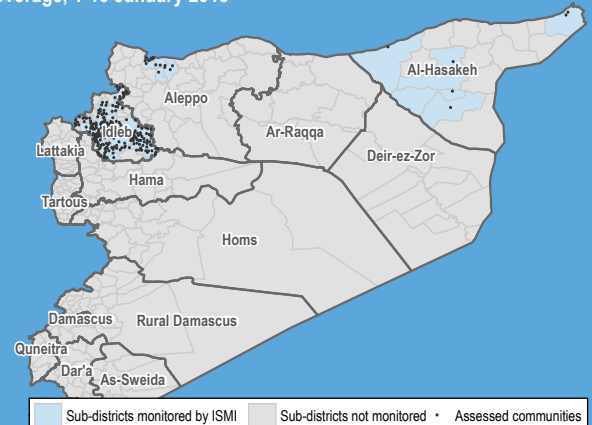
About ISMI & This Factsheet

The IDP Situation Monitoring Initiative (ISMI) is an initiative of the Camp Coordination and Camp Management (CCCM) Cluster, implemented by REACH and supported by cluster members.

Following a baseline assessment conducted at the end of 2016, weekly/bi-weekly data collection cycles were initiated. This factsheet presents an overview of reported inward and outward movements of IDPs from 1 to 15 January 2018. Such displacements were reported in 257 communities in sub-districts monitored by ISMI. The coverage map in this section shows the sub-districts that were monitored for the most recent round of data collection, as well as the communities reporting movements. ISMI monitoring coverage varies over time depending on access.

Displacements are identified through an extensive key informant (KI) network, either from alerts initiated by KIs or from follow-up by enumerators. At least two KIs are interviewed in each assessed community, and collected information is further triangulated through other sources, including CCCM member data and humanitarian updates. This approach allows for regular updates on IDP movements at the community level across sub-districts monitored by ISMI in northwest Syria.

Coverage, 1-15 January 2018



Idleb

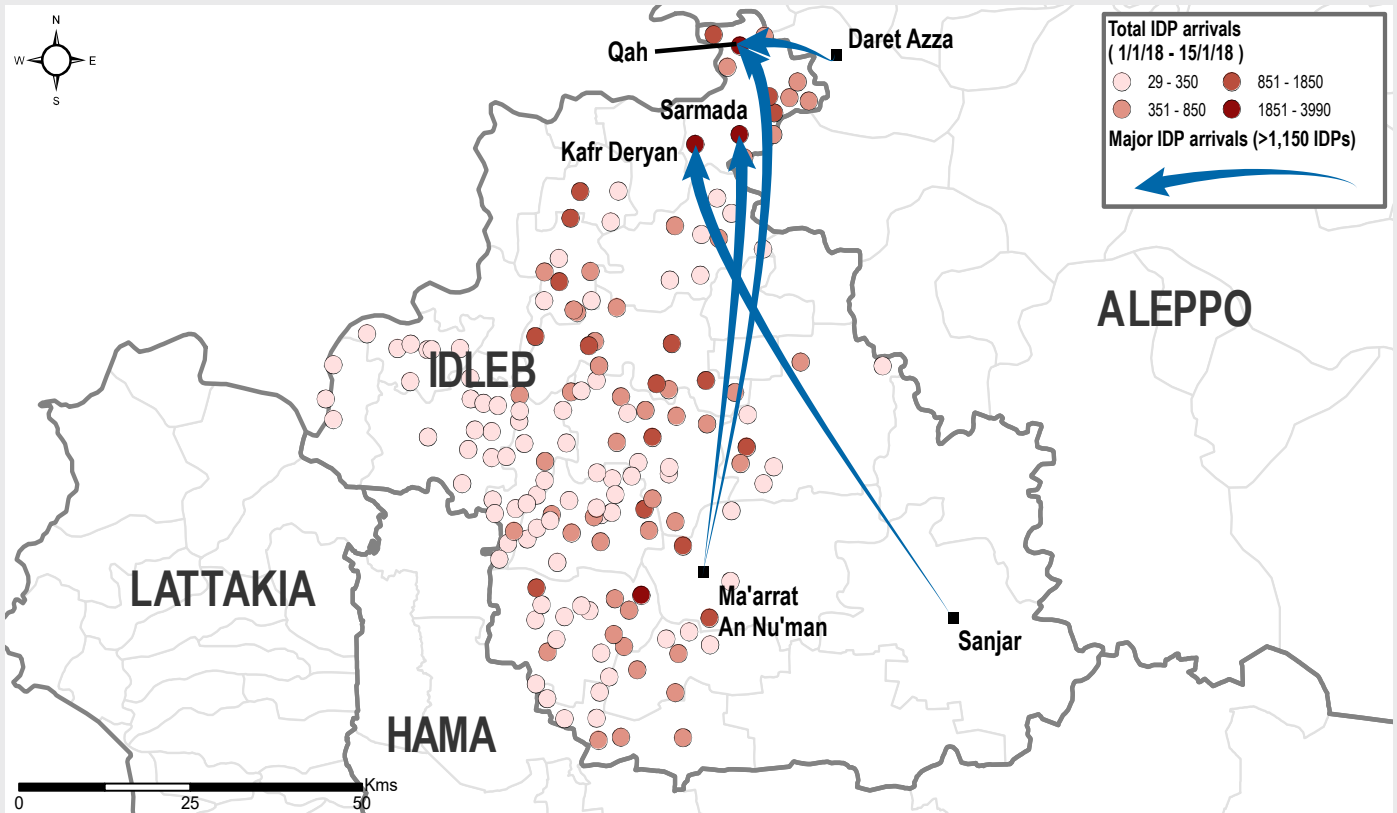
Communities assessed: 220
Total IDP arrivals: 70,708
Total IDP departures: 128,536
Total SR arrivals: 34

Top 3 shelter types of IDP arrivals:
(1) Solid/finished house 26,625 IDPs
(2) Unfinished/damaged building 14,523 IDPs
(3) Individual tent 11,860 IDPs

Vulnerable groups among IDP arrivals:²



Major IDP arrivals to communities in Idleb governorate³



IDP Arrivals

Sub-districts with most arrivals (# IDPs):

Dana	19,486
Idleb	8,757
Kafr Nobol	6,871
Armanaz	6,088
Ariha	6,034

IDP Departures⁴

Sub-districts with most departures (# IDPs):

Sanjar	55,545
Ma'arrat An Nu'man	43,290
Abul Thohur	20,698
Saraqab	5,518
Heish	1,938

SR Arrivals

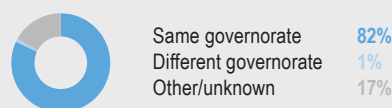
Sub-districts with most SR arrivals:

Badama	34
--------	----

Last sub-district of departure of arrivals (# IDPs):

Sanjar	17,502
Ma'arrat An Nu'man	17,107
Abul Thohur	10,871
Tamanaah	7,325
As-Saan	3,444

Intended destinations of departures:



SRs to former homes:⁵

Badama	34
--------	----

² Vulnerable groups: † Female-headed households/Women travelling alone ‡ Child-headed households/children travelling alone *X Orphans † Elderly-headed households/Elderly travelling alone ‡ Disabled-headed households/Individuals with disabilities travelling alone.

³ The community markers also account for camps/informal settlements when they are within close proximity to a community.


⁴ IDP departure figures reflect aggregated departures of both IDP and host community populations.

⁵ The data presented in this graph is aggregated on sub-district level. Returns to former homes does not imply a planned, voluntary, safe, and sustainable way, such that the person returning can enjoy the full spectrum of rights and privileges afforded to them prior to their displacement.

Aleppo

Communities assessed:⁶ 15
 Total IDP arrivals: 4,550
 Total IDP departures: 428
 Total arrivals: 0

Vulnerable groups among IDP arrivals:²



Top 3 shelter types of IDP arrivals:

- (1) Managed camp 2,942 IDPs
- (2) Individual tent 671 IDPs
- (3) Solid/finished house 296 IDPs

IDP Arrivals

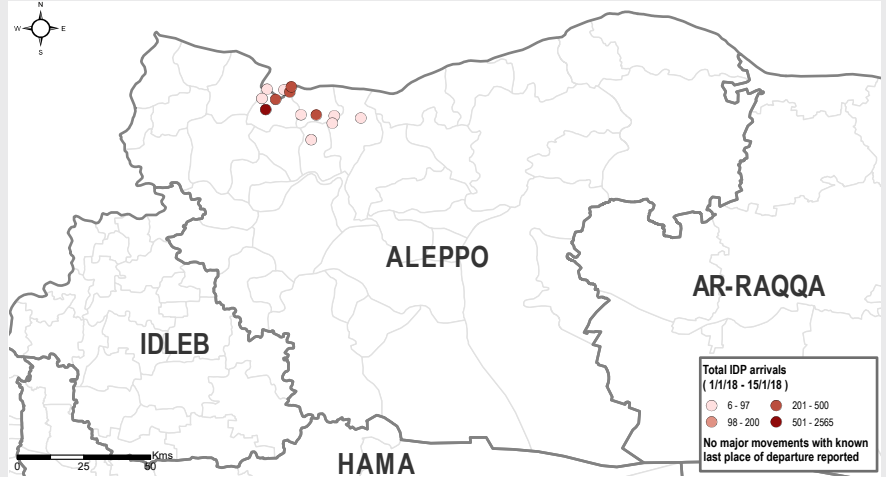
Sub-districts with most arrivals (# IDPs):

A'zaz	3,860
Suran	496
Aghtrin	165
Mare'	29

Last sub-district of departure of arrivals (# IDPs):⁷

NA

Major IDP arrivals to communities in Aleppo governorate³

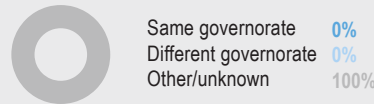


IDP Departures⁴

Sub-districts with most departures (# IDPs):

A'zaz	325
Aghtrin	63
Mare'	40

Intended destinations of departures:



SR Arrivals

Sub-districts with most SR arrivals:

None reported

SRs to former homes:⁵

NA

Al-Hasakeh

Communities assessed:⁸ 22
 Total IDP arrivals: 1,677
 Total IDP departures: 15,883
 Total SR arrivals: 183

Vulnerable groups among IDP arrivals:²



Top 3 shelter types of IDP arrivals:

- (1) Informal settlement 1,388 IDPs
- (2) Solid/finished house 207 IDPs
- (3) Solid/finished apartment 5 IDPs

IDP Arrivals

Sub-districts with most arrivals (# IDPs):

Areeshah	1,557
Shadadah	114
Al-Malikeyyeh	6

Last sub-district of departure of arrivals (# IDPs):

Hajin	844
Susat	485

Major IDP arrivals to communities in Al-Hasakeh governorate³

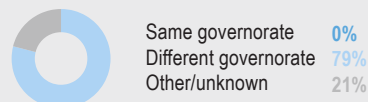


IDP Departures⁴

Sub-districts with most departures (# IDPs):

Areeshah	7,467
Shadadah	6,874
Al-Hasakeh	1,399
Ras Al Ain	143

Intended destinations of departures:



SR Arrivals

Sub-districts with most SR arrivals:

Al-Hasakeh	143
Areeshah	40

SRs to former homes:⁵

Al-Hasakeh	142
Areeshah	39

⁶ Figures for Aleppo governorate only reflect ISMI-covered communities in Aghtrin, A'zaz, Mare' and Suran sub-districts and are, thus, not indicative of the whole governorate.

⁷ The last sub-districts of departure of arrivals for Aleppo governorate are unknown.

⁸ Figures for assessed communities in Al-Hasakeh governorate commonly include multiple villages, towns and settlements when they are part of the same administrative council.