



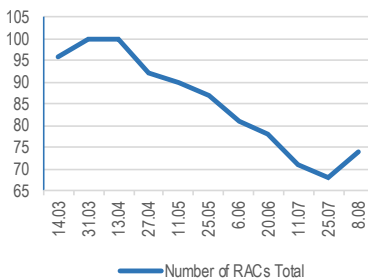
## Moldova: Refugee Accommodation Centre (RAC) Weekly Needs Monitoring

Update as of 08.08.2022

### Background & Methodology

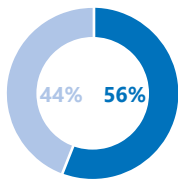
- Key informant interviews were conducted with purposefully-accepted RAC focal points who reported on the situation in the 74 centres.
- Data collection took place on 8 August through phone interviews
- Findings should be considered indicative

### Weekly RACs number



### Reported capacity of RACs

5542 total available places



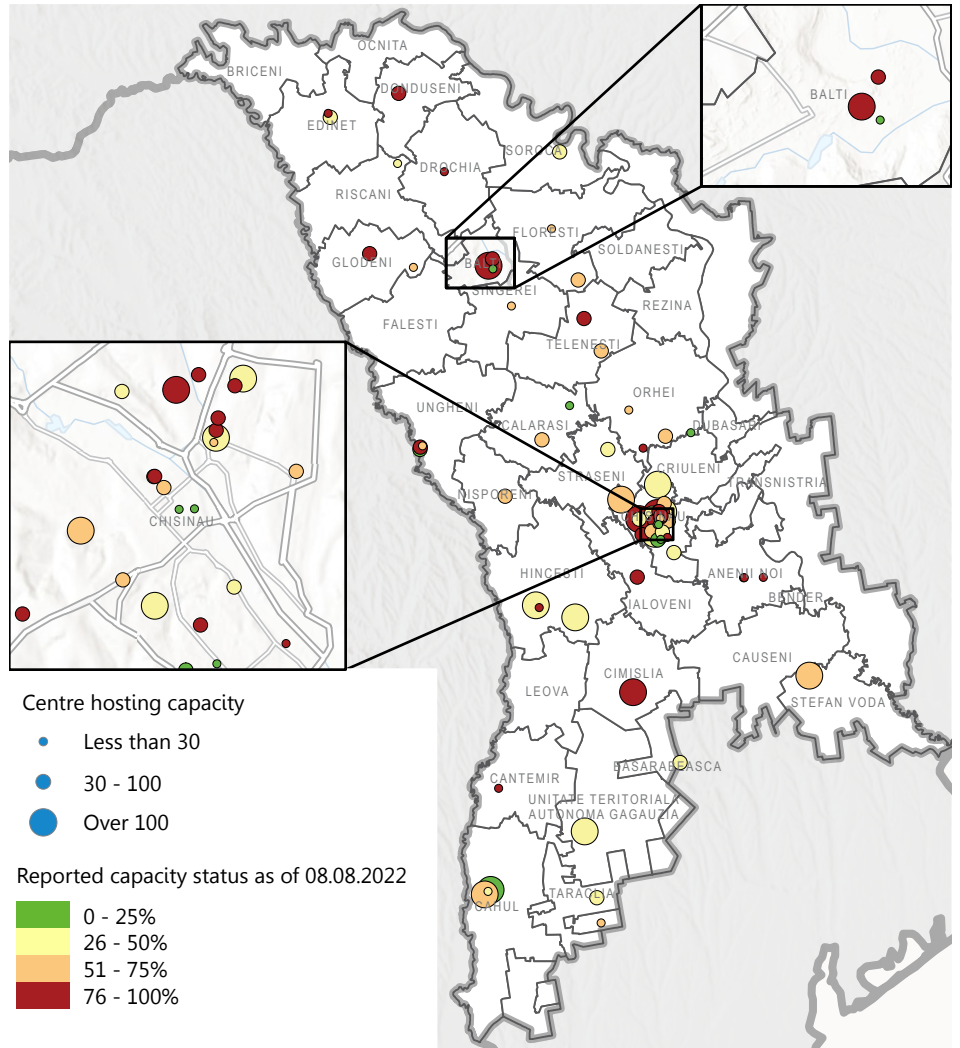
3076 Occupied places

2466 Free spaces

### % of assessed RACs with the following vulnerable groups currently present

Pregnant and lactating women	17%
Persons with disabilities	26%
Persons with serious medical conditions	0%

### Locations of RACs



Source: ANAS, Registry of Refugee Accommodation Centres, 08.08.2022

### Top three needs of the RACs as of 08.08.22

Hygiene products	22%
Cleaning items	22%
Appliances	19%

### % of RACs by hosting capacity (out of 74 RACs)

51%	27%	22%
20-50 people	51-100 people	More than 100 people

### Key information

#### Proportion of residents by gender

Female	66%
Male	34%

#### Proportion of residents by age

Infants 0-2 years old	5%
Children 2-18 years old	39%
Older persons (65+)	10%
People 19-65 years old	46%

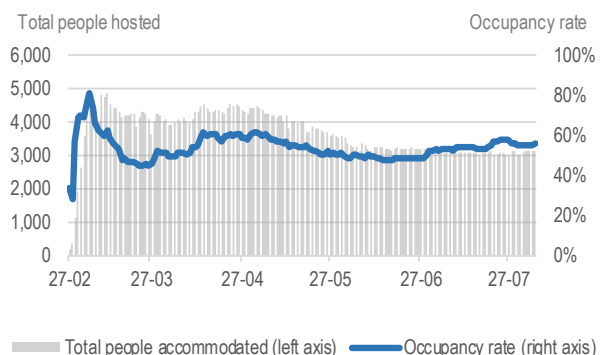
#### Proportion of residents by nationality

Ukrainians	85%
Other	15%

#### Round-specific findings

- Four RACs have reopened in the last two weeks, and the number of residents decreased by 46.
- Requests for items increased across all categories, with requests for appliances, infant products, and cleaning products having the greatest increases.
- Data collection on winterization needs has begun.









#### People hosted in RACs since receiving approval to open



Source: ANAS, Registry of Refugee Accommodation Centres, 05.08.2022

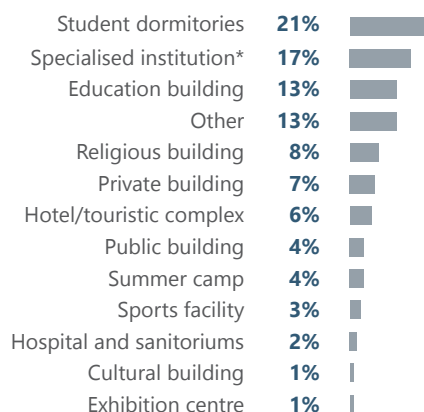
## Most Requested Items from RACs

Below is an overview of items most frequently requested by RACs during structured phone interviews with KIs. It should be noted that in view of the high rotation of refugees going in and out of RACs, the requested items are based on ongoing requirements for normal RAC functioning. **These requests do not necessarily mean RACs do not currently have the requested items. Rather, these requests may be based on forward looking considerations about maintaining steady supplies. Hot meals have been distributed by the government, UN agencies, NGOs and local organisations, and no major shortages of essential food items have been reported.**

Types of item	% of assessed RACs requesting items in:					Percentage point change since previous round
	20 June round	27 June round	11 July round	25 July round	Current round	
 <b>Hygiene items (personal care)</b>	14%	25%	15%	14%	22%	↑ +8%
 <b>Cleaning items</b>	13%	23%	18%	11%	22%	↑ +11%
 <b>Appliances (e.g. microwaves, fridges, washing machines)</b>	10%	18%	6%	6%	19%	↑ +13%
 <b>Sleeping items</b>	6%	11%	3%	3%	11%	↑ +8%
 <b>Infant products</b>	4%	7%	1%	5%	14%	↑ +11%
 <b>First aid supplies</b>	5%	6%	6%	3%	11%	↑ +8%
 <b>Clothing</b>	5%	6%	3%	5%	13%	↑ +8%
 <b>Items for older persons and people with disabilities</b>	0%	0%	3%	2%	6%	↑ +4%

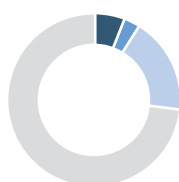
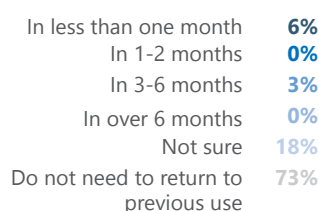
## Building Information

### % of assessed RACs by type of building



\*Specialised institutions include facilities normally used to provide services for people with disabilities or mental health issues

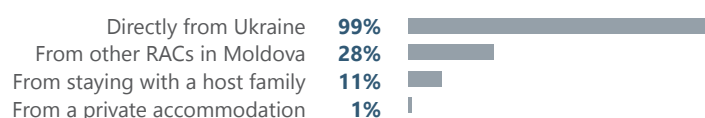
**18%** of assessed RACs reportedly need to return to their previous usage, in the following timeframe:



**423** Number of people involved in RAC activities at the assessed RACs (employed staff, volunteers, etc)  
**7** per centre on average

## Origins and intentions

### Most frequent places of origin of people arriving at the RACs as reported by KI <sup>1</sup>

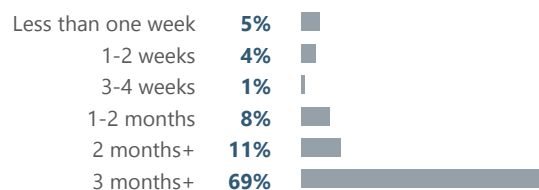


### Most frequent destination of people leaving the RACs as reported by KI <sup>1</sup>



<sup>1</sup> Multiple responses permitted. The sum might exceed 100%.

## Average stay in the RACs



## Raionul-Level Information

Raion	#RACs	Capacity	# People hosted	Spaces available	Capacity level
Anenii Noi	3	90	76	14	84%
Balti	3	246	204	42	62%
Basarabeasca	1	60	18	42	30%
Cahul	3	316	138	178	45%
Calarasi	1	70	44	26	63%
Cantemir	0	0	0	0	0%
Causeni	0	0	0	0	0%
Chisinau	29	2448	1322	1126	56%
Cimisia	1	120	93	27	78%
Comrat	2	190	87	103	53%
Criuleni	1	220	85	135	39%
Donduseni	1	70	70	0	100%
Drochia	1	20	20	0	100%
Dubasari	0	0	0	0	0%
Edinet	2	62	35	27	66%
Falesti	0	0	0	0	0%
Floresti	2	68	44	24	64%
Glodeni	2	122	91	31	70%
Hincesti	3	320	82	238	47%
Ialoveni	1	100	100	0	100%
Leova	0	0	0	0	0%
Nisporeni	1	100	69	31	69%
Ocnita	0	0	0	0	0%
Orhei	4	120	65	55	55%
Rezina	0	0	0	0	0%
Riscani	1	30	14	16	47%
Singerei	1	30	15	15	50%
Soldanesti	0	0	0	0	0%
Soroca	1	80	35	45	44%
Stefan Voda	1	115	73	42	63%
Straseni	2	200	112	88	46%
Taraclia	2	55	31	24	61%
Telenesti	2	90	69	21	75%
Ungheni	3	200	84	116	53%

Source: ANAS, Registry of Refugee Accommodation Centres, 05.08.2022