

General Overview

Communities assessed: 293
Total IDP arrivals:¹ 44,573
Total IDP departures: 27,378
Total SR* arrivals: 13,191

Top 5 shelter types of new IDP arrivals:

(1) Solid/finished house 15,048 IDPs
 (2) Managed camp 7,609 IDPs
 (3) Unfinished/damaged building 6,090 IDPs
 (4) Collective centre 4,841 IDPs
 (5) Individual tent 3,111 IDPs

*SR: Spontaneous Returns (to Community of Origin) refers to IDPs or refugees who return to the community that they originated from, but not necessarily to their place of habitual residence and do not enjoy the complete rights they had prior to displacement. SRs intend to remain in the community for an undetermined period.

¹ Because ISMI assesses total arrivals to and departures from communities across a bi-weekly period, some figures may be repeated displacements.

Top 5 ISMI-Covered Arrivals:

Departure community (governorate):	Total IDPs:	Destination community (governorate):
(1) Duma (Rural Damascus)	1,596 IDPs	Zoghra Camp (Aleppo)
(2) Daret Azza (Aleppo)	1,425 IDPs	Sarmada (Idleb)
(3) Daret Azza (Aleppo)	1,226 IDPs	Bab El Hawa (Idleb)
(4) Mezanaz (Aleppo)	855 IDPs	Bab El Hawa (Idleb)
(5) Ma'arrat An Nu'man (Idleb)	713 IDPs	Jarjnaz (Idleb)

Latest Developments:

- From 1 to 15 April, **assessed communities witnessed 44,573 IDP arrivals, 67% (29,749) of whom to Idleb governorate.** The two sub-districts with most IDP arrivals were Saraqab (9,407) and Dana (6,796), both of which are in Idleb governorate.
- Most IDPs arriving to assessed communities in Aleppo governorate came from Duma sub-district (6,299),** Rural Damascus governorate, while **most IDPs arriving to assessed communities in Idleb governorate came from Madiq Castle sub-district (3,416),** Hama governorate. These arrivals were likely due to new cross-line displacements from Eastern Ghouta after weeks of clashes in the besieged enclave.² Levels of violence increased again from 6 April, following which a local agreement was reached in Duma on 8 April, which resulted in further relocations to Aleppo governorate and other parts of north-west Syria.³
- The first half of April saw a 40% increase in IDP departures from assessed communities** in comparison to the previous reporting period from 16 to 31 March. The vast majority of IDPs left communities in Idleb governorate (19,424), most commonly from Ma'arrat An Nu'man sub-district (2,953), to other communities in Idleb governorate. This might be due to the week-long ceasefire between Armed Opposition Groups (AOGs) that was reached on 6 April in Idleb governorate and which resulted in a temporary reduction in violence.⁴

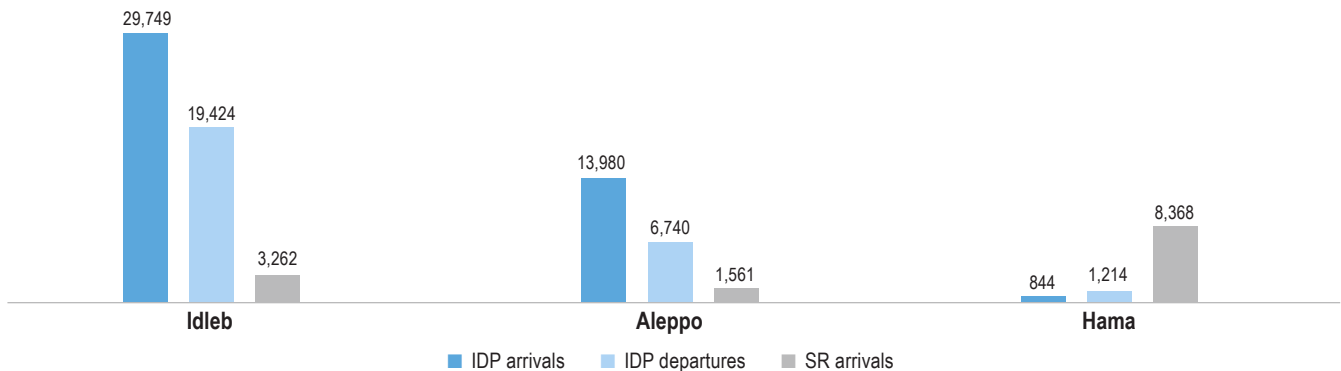
² CCCM and REACH, [Rapid Assessment of Evacuations from Eastern Ghouta to North-West Syria, 1-14 April 2018](#)

³ UNOCHA, [Syrian Arab Republic: East Ghouta, Response to the East Ghouta Crisis in rural Damascus, Situation Report No. 3, 3-11 April 2018](#)

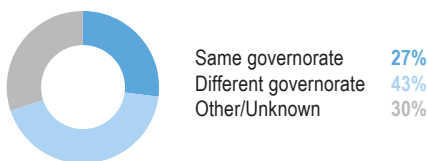
⁴ INSO, Syria Report: Country Summary (Issue 85), 1-15 April

Overall Movements

Total IDP arrivals, IDP departures and SR arrivals by governorate:



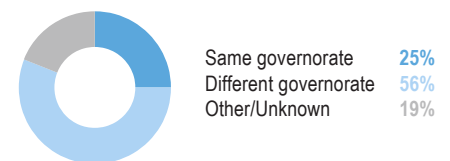
Last place of departure of IDP arrivals:



Intended destinations of IDP departures:



Last place of departure of SR arrivals:



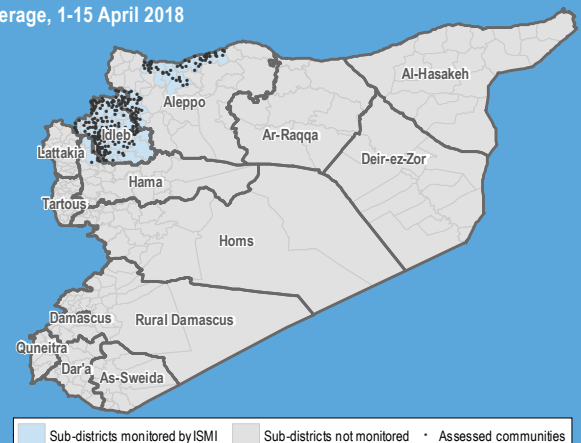
About ISMI & This Factsheet

The IDP Situation Monitoring Initiative (ISMI) is an initiative of the Camp Coordination and Camp Management (CCCM) Cluster, implemented by REACH and supported by cluster members.

Following a baseline assessment conducted at the end of 2016, weekly/bi-weekly data collection cycles were initiated. This factsheet presents an overview of reported inward and outward movements of IDPs from 1 to 15 April 2018. Such displacements were reported in 293 communities in sub-districts monitored by ISMI. The coverage map in this section shows the sub-districts that were monitored for the most recent round of data collection, as well as the communities reporting movements. ISMI monitoring coverage varies over time depending on access. Displacements are identified through an extensive key informant (KI) network, either from alerts initiated by KIs or from follow-up by enumerators. At least two KIs are interviewed in each assessed community, and collected information is further triangulated through other sources, including CCCM member data and humanitarian updates. This approach allows for regular updates on IDP movements at the community level across sub-districts monitored by ISMI in northwest Syria.

The data used for this product was collected, triangulated and verified based on submissions from ISMI's network and select CCCM cluster members following the ISMI methodology. Due to differences in methodology and coverage, figures presented in this output may differ from official CCCM Cluster or UNHCR data. All data is for humanitarian use only.

Coverage, 1-15 April 2018



Feedback: CCCM Cluster Northern Syria · Email: syria.cross.border.info@ccmcluster.org · Info: www.globalccmcluster.org, www.humanitarianresponse.info

Idleb

Communities assessed:	181
Total IDP arrivals:	29,749
Total IDP departures:	19,424
Total SR arrivals:	3,262

Top 3 shelter types of IDP arrivals:

(1) Solid/finished house	11,444 IDPs
(2) Managed camp	6,274 IDPs
(3) Unfinished/damaged building	5,773 IDPs

Vulnerable groups among IDP arrivals:⁴



IDP Arrivals

Sub-districts with most arrivals (# IDPs):

Saraqab	9,407
Dana	6,796
Heish	2,822
Ma'arrat An Nu'man	1,666
Kafr Nobol	1,591

IDP Departures⁵

Sub-districts with most departures (# IDPs):

Ma'arrat An Nu'man	2,953
Khan Shaykun	2,440
Kafr Nobol	2,150
Mhambal	1,916
Dana	1,471

SR Arrivals

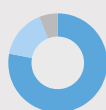
Sub-districts with most SR arrivals:

Ma'arrat An Nu'man	2,565
Abul Thohur	343
Mhambal	257
Darkosh	57
Tamanaah	40

Last sub-district of departure of arrivals (# IDPs):

Madiq Castle	3,416
Daret Azza	2,714
Ma'arrat An Nu'man	2,094
Atareb	2,082
Khan Shaykun	1,534

Intended destinations of departures:



Same governorate	78%
Different governorate	16%
Other/unknown	6%

SRs returning to former homes:⁶

Ma'arrat An Nu'man	2,394
Abul Thohur	342
Mhambal	256
Darkosh	57
Tamanaah	39

Aleppo⁷

Communities assessed:	108
Total IDP arrivals:	13,980
Total IDP departures:	6,740
Total SR arrivals:	1,561

Top 3 shelter types of IDP arrivals:

(1) Collective centre	4,372 IDPs
(2) Solid/finished house	2,880 IDPs
(3) Informal settlement	1,578 IDPs

Vulnerable groups among IDP arrivals:⁴



IDP Arrivals

Sub-districts with most arrivals (# IDPs):

Al Bab	6,014
A'zaz	2,391
Jarablus	1,858
Atareb	1,563
Aghtrin	917

IDP Departures⁵

Sub-districts with most departures (# IDPs):

Al Bab	2,391
A'zaz	1,067
Jarablus	901
Ghandorah	600
Zarbah	566

SR Arrivals

Sub-districts with most SR arrivals:

A'zaz	742
Ghandorah	285
Daret Azza	182
Jarablus	142
Zarbah	142

Last sub-district of departure of arrivals (# IDPs):

Duma	6,299
Al Bab	884
Atareb	537
Ma'arrat An Nu'man	530
Jarablus	365

Intended destinations of departures:



Same governorate	49%
Different governorate	30%
Other/unknown	21%

SRs returning to former homes:⁶

A'zaz	741
Ghandorah	285
Jarablus	142
Zarbah	142
Ar-Ra'ee	39

Hama⁸

Communities assessed:	4
Total IDP arrivals:	844
Total IDP departures:	1,214
Total SR arrivals:	8,368

Top 3 shelter types of IDP arrivals:

(1) Solid/finished house	723 IDPs
(2) Unfinished/damaged building	69 IDPs

Vulnerable groups among IDP arrivals:⁴



IDP Arrivals

Sub-districts with most arrivals (# IDPs):

Madiq Castle	844
--------------	-----

IDP Departures⁵

Sub-districts with most departures (# IDPs):

Madiq Castle	1,214
--------------	-------

SR Arrivals

Sub-districts with most SR arrivals:

Madiq Castle	8,368
--------------	-------

Last sub-district of departure of arrivals (# IDPs):

Dana	571
------	-----

Intended destinations of departures:



Same governorate	0%
Different governorate	71%
Other/unknown	29%

SRs returning to former homes:⁶

Madiq Castle	8,350
--------------	-------

⁴ Vulnerable groups: ♀ Female-headed households/Women travelling alone ♂ Child-headed households/children travelling alone ✕ Orphans ♂ Elderly-headed households/Elderly travelling alone ♿ Disabled-headed households/Individuals with disabilities travelling alone.

⁵ IDP departure figures reflect aggregated departures of both IDP and resident (pre-conflict) populations.

⁶ Returns to former homes does not imply a planned, voluntary, safe, and sustainable way, such that the person returning can enjoy the full spectrum of rights and privileges afforded to them prior to their displacement.

⁷ Figures for Aleppo governorate reflect assessed communities in Aghtrin, Al Bab, Atareb, A'zaz, Daret Azza, Ghandourah, Jarablus, Mare', Suran, Zarbah sub-districts and are, thus, not indicative of the whole governorate.

⁸ Figures for Hama governorate reflect assessed communities in Madiq Castle and Ziyara sub-districts and are, thus, not indicative of the whole governorate.