

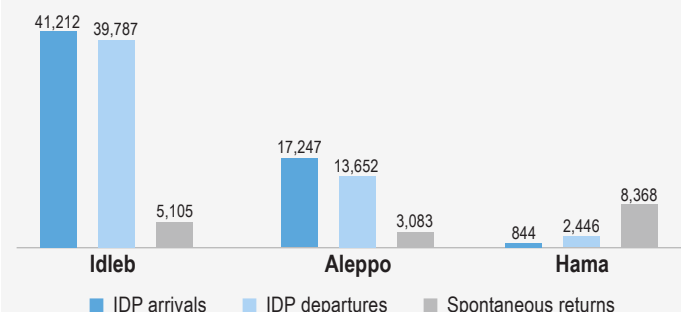
IDP Situation Monitoring Initiative (ISMI)

Monthly overview of IDP Movements in northern Syria, April 2018

Summary of Findings

Communities assessed:	400
Total IDP arrivals:¹	59,303
Total IDP departures:²	55,885
Total spontaneous returns:	16,556

Total IDP arrivals, IDP departures and spontaneous returns by governorate:



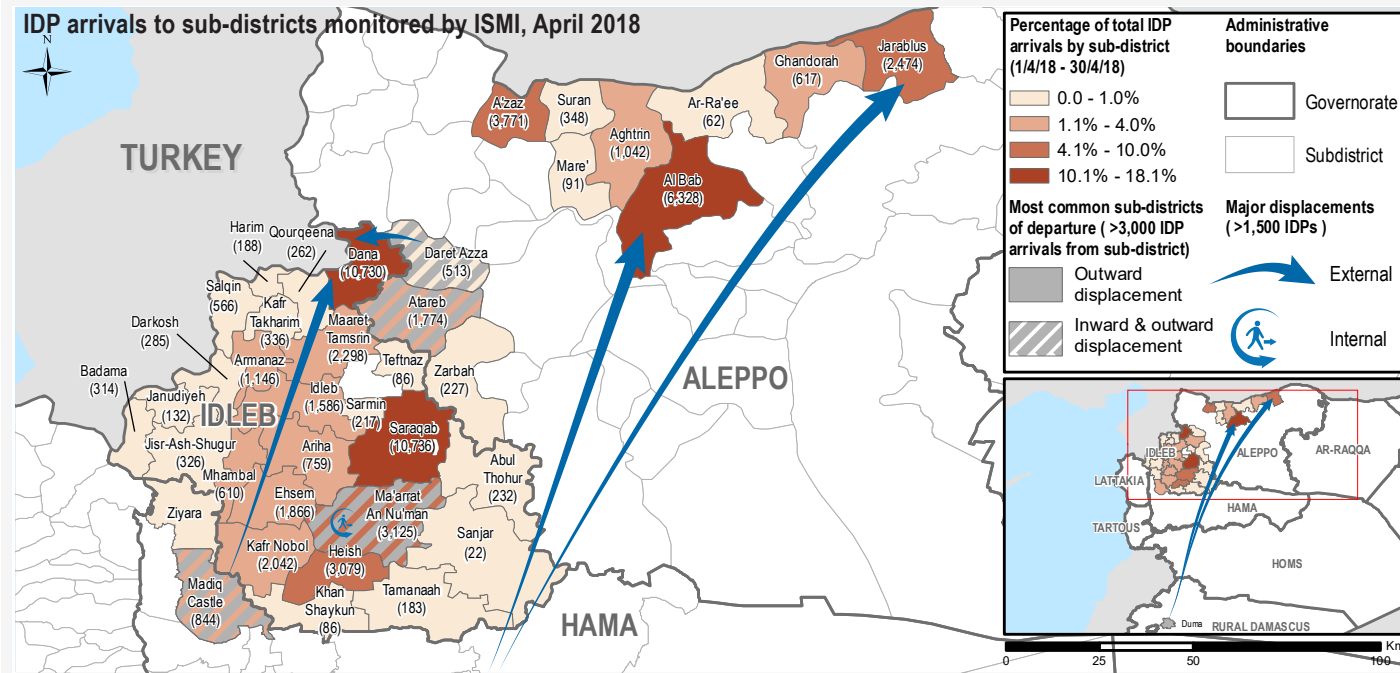
In April 2018, assessed communities in Idleb, Aleppo and Hama governorates witnessed a total of **59,303 IDP arrivals**. More than two thirds of IDPs (41,212) arrived to assessed communities in Idleb governorate. In parallel, **16,556 spontaneous returns** were reported to assessed communities, while **55,885 IDP departures** were reported from assessed communities across the three governorates.

As in March, north-western Syria continued to witness an **influx of cross-line displacements from previously besieged areas in Eastern Ghouta** during the first half of April. IDPs most notably arrived to northern Aleppo from Duma, the largest urban centre in Eastern Ghouta, which saw a significant intensification of conflict in March and early April.³

Overall, however, **IDP movements decreased significantly across assessed communities**, as a result of a **reduction in the number of cross-line displacements from Eastern Ghouta and a relative decrease in conflict across north-western Syria**. IDP arrivals decreased by 38%, IDP departures by 30% and spontaneous returns (SRs) by 72% compared to figures reported for March.⁴

¹ Some figures reported may be repeated displacements.
² IDP departure figures reflect aggregated departures of both IDP and host community populations.
³ CCCM, [ISMI Rapid Assessment of Evacuations from Eastern Ghouta](#), 25-31 March 2018
⁴ CCCM, [ISMI Monthly Displacement Summary](#), March 2018

IDP arrivals to sub-districts monitored by ISMI, April 2018



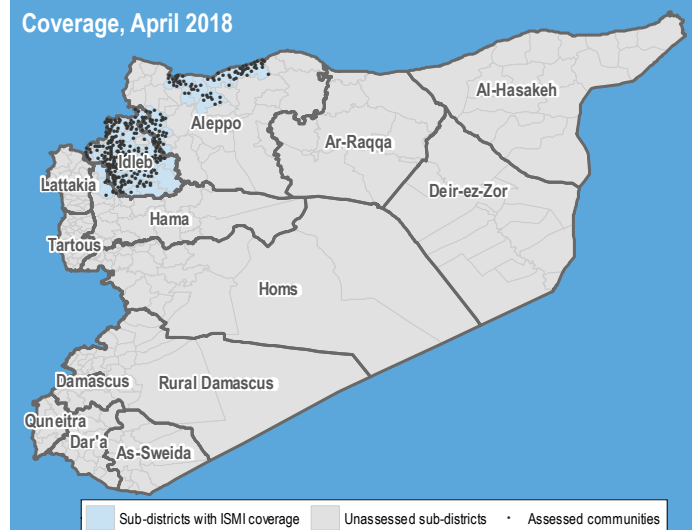
About ISMI & This Factsheet

The IDP Situation Monitoring Initiative (ISMI) is an initiative of the Camp Coordination and Camp Management (CCCM) Cluster, implemented by REACH and supported by cluster members.

Following a baseline assessment conducted at the end of 2016, weekly/bi-weekly data collection cycles were initiated. This factsheet presents an overview of reported inward and outward movements of IDPs from 1 to 30 April 2018. Such displacements were reported in 400 communities in sub-districts monitored by ISMI. The coverage map in this section shows the sub-districts that were monitored for the most recent round of data collection, as well as the communities reporting movements. ISMI monitoring coverage varies over time depending on access.

Displacements are identified through an extensive key informant (KI) network, either from alerts initiated by KIs or from follow-up by enumerators. At least two KIs are interviewed in each assessed community, and collected information is further triangulated through other sources, including CCCM member data and humanitarian updates. This approach allows for regular updates on IDP movements at the community level across sub-districts monitored by ISMI in northwest Syria.

Coverage, April 2018



IDLEB

Key Figures

Communities assessed: **256**

Total IDP arrivals: **41,212** (+41%)

Sub-districts with most arrivals (# IDPs):

Saraqab	10,736
Dana	10,730
Ma'arrat An Nu'man	3,125
Heish	3,079
Maaret Tamsrin	2,298

Total IDP departures: **39,787** (+26%)

Sub-districts with most departures (# IDPs):

Ariha	7,528
Ehsem	6,419
Kafr Nobol	3,839
Mhambal	3,565
Ma'arrat An Nu'man	3,467

Total spontaneous returns: **5,105** (+80%)

Sub-districts with most spontaneous returns:

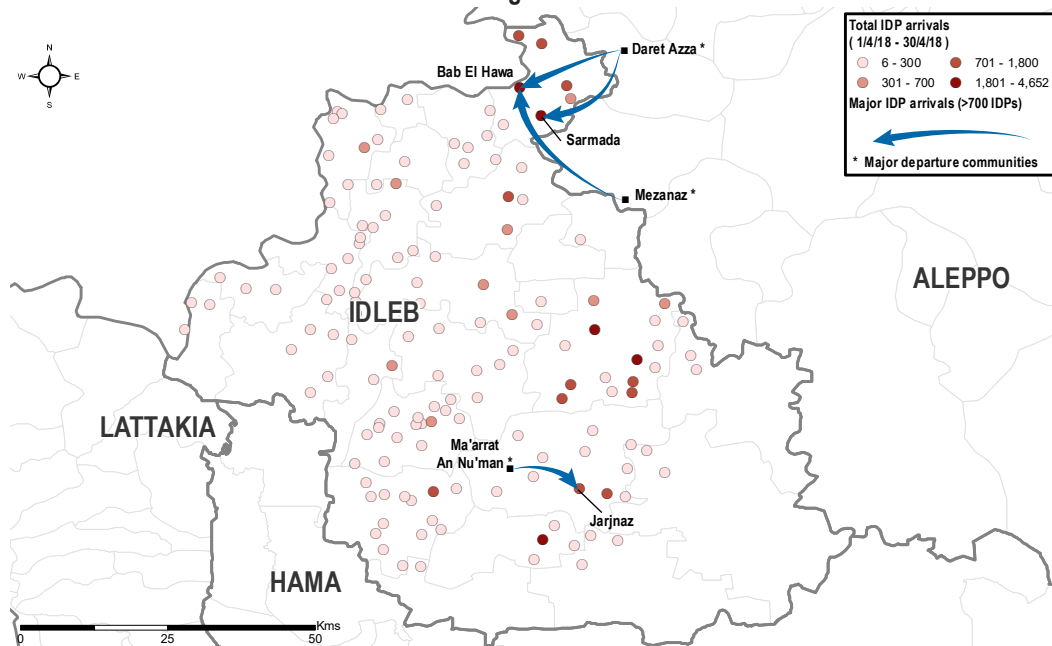
Ma'arrat An Nu'man	2,708
Abul Thohur	1,102
Mhambal	428
Tamanaah	411
Ariha	285

Overview

The number of IDP arrivals to assessed communities in Idleb governorate declined significantly in April compared to the previous month. In the second half of March the governorate had witnessed a high number of arrivals from Eastern Ghouta.⁴

Nonetheless, the governorate witnessed a large number of IDP movements, including 41,212 IDP arrivals, 39,787 IDP departures and 5,105 SRs. These movements likely include both IDP and SR movements from northern Idleb governorate to the south-west, as a result of continued relative stability in some areas, as well as onward movements of IDPs from reception centres and transit sites that they had arrived at in the previous month.⁵

IDP arrivals to assessed communities in Idleb governorate⁶

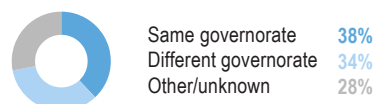


IDP Arrivals

IDP arrivals to assessed communities in Idleb governorate decreased by 61% from the first (29,749) to the second (11,463) half of April. This development is in part due to a reduction of cross-line displacements from Eastern Ghouta and other previously besieged areas in the second half of April.⁷

More than half of the 41,212 IDP arrivals to assessed communities in April were reported to Saraqab (10,736) and Dana (10,730) sub-districts.

Last place of departure of IDP arrivals:



IDPs most commonly arrived from Madiq Castle (4,506) and Daret Azza (4,139), followed by Ma'arrat An Nu'man (3,493) and Atareb (2,556) sub-districts.

Last sub-district of departure of arrivals (# IDPs):

Madiq Castle	4,506
Daret Azza	4,139
Ma'arrat An Nu'man	3,493
Atareb	2,556
Idleb	2,248

Arrivals from these sub-districts likely include a significant proportion of secondary displacements of IDPs from Eastern Ghouta, as many of these last places of departure had witnessed arrivals from the region during the previous month.

IDP Departures

39,787 IDP departures were reported from assessed communities in Idleb governorate in April. IDPs most commonly left assessed communities in Ariha, Ehsem, Kafr Nobol and Mhambal sub-districts in south-western Idleb governorate, which saw a significant number of IDP arrivals in the last month but continue to be affected by heightened insecurity due to proximity to frontlines and continued airstrikes.⁷

About two thirds of IDPs leaving assessed communities in Idleb governorate reportedly intended to move to other locations within the governorate, most commonly to Ma'arrat An Nu'man (6,347) and Saraqab (4,328) sub-districts.

Top intended destination sub-districts (# IDPs):

Ma'arrat An Nu'man	6,347
Saraqab	4,328
Dana	3,112
Abul Thohur	2,951
Sanjar	2,807

Spontaneous Returns

Movements to Ma'arrat An Nu'man, Saraqab, Abul Thohur and Sanjar sub-districts include a significant number of spontaneous returns, as these sub-districts had witnessed significant displacements from December 2017 until early February 2018.

More than half of the 5,105 SRs to assessed communities in Idleb governorate were to Ma'arrat An Nu'man (2,508) and Abul Thohur (1,100) sub-districts.

Sub-districts with most spontaneous returns to former homes:

Ma'arrat An Nu'man	2,508
Abul Thohur	1,100
Mhambal	427
Tamanaah	410
Ariha	285

Overall, the number of SRs to assessed communities in Idleb governorate decreased significantly compared to February (165,523) and March (25,927). This indicates that a large majority of SRs returned shortly after the reduction of conflict in parts of south-eastern Idleb governorate after 10 February.⁸

⁴ CCCM, ISMI Rapid Assessment of Evacuations from Eastern Ghouta, 25-31 March 2018; CCCM, ISMI Rapid Assessment of Evacuations from Eastern Ghouta, 1-14 April 2018

⁵ UNHCR, Syria: Flash Update on Recent Events, 9 May 2018

⁶ Community markers also account for camps/informal settlements when they are within close proximity to a community.

⁷ OCHA, Turkey | Syria: Situation in North-western Syria, Situation Report No.4, 8 May 2018

⁸ CCCM, ISMI Monthly Displacement Summary, March 2018; CCCM, ISMI Monthly Displacement Summary, February 2018

ALEPPO⁹

Key Figures

Communities assessed: **138**

Total IDP arrivals: **17,247** (↓12%)

Sub-districts with most arrivals (# IDPs):

Al Bab	6,328
A'zaz	3,771
Jarablus	2,474
Atareb	1,774
Aghtrin	1,042

Total IDP departures: **13,652** (↑7%)

Sub-districts with most departures (# IDPs):

Al Bab	4,906
A'zaz	3,148
Jarablus	1,335
Atareb	1,198
Ghandorah	1,176

Total spontaneous returns: **3,083** (↓63%)

Sub-districts with most spontaneous returns:

A'zaz	1,541
Zarbah	671
Ghandorah	325
Jarablus	250
Daret Azza	182

Overview

In the beginning of April, **Aleppo governorate continued to witness a large number of arrivals from Eastern Ghouta**, following weeks of intensification of conflict in the previously besieged enclave.¹⁰ While cross-line displacements from Eastern Ghouta in the second half of March had most commonly arrived to communities in Idleb and western Aleppo governorate, IDPs from Duma in the beginning of April most commonly arrived to assessed communities in northern Aleppo governorate.

In addition, communities in Idleb governorate witnessed **3,083 SRs**. About half of these were reportedly **refugees returning to A'zaz sub-district and other sub-districts in northern Aleppo**.

IDP Arrivals

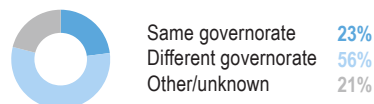
Half of the **17,247 IDP arrivals** to assessed communities in Aleppo governorate arrived from communities in Eastern Ghouta, most commonly from Duma sub-district (6,299). **The large majority of arrivals from Eastern Ghouta were reported during the first half of April.**

Last sub-district of departure of arrivals (# IDPs):

Duma	6,299
Al Bab	1,586
Jarablus	605
Atareb	537
Ma'arrat An Nu'man	530

In addition, almost a quarter of IDP arrivals to assessed communities in Aleppo governorate in April arrived from other communities within the governorate, most commonly from Al Bab (1,586) and Jarablus (605) sub-districts.

Last place of departure of IDP arrivals:

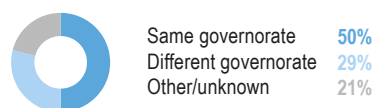


IDP Departures

In April, **13,652 IDP departures** were reported from assessed communities in Aleppo governorate, more than half of which from Al Bab (4,906) and A'zaz (3,148) sub-districts. Half of IDPs leaving assessed communities in Aleppo governorate reportedly intended to move to other communities within the governorate, most commonly to Afrin district (4,155).

IDP departures from northern Aleppo governorate reportedly also included **onward movements of recent arrivals from Duma in Eastern Ghouta**.

Intended destinations of departures:



HAMA¹¹

Key Figures

Communities assessed: **6**

Total IDP arrivals: **844** (↑83%)

Sub-districts with most arrivals (# IDPs):

Madiq Castle	844
--------------	-----

Total IDP departures:¹ **2,446** (↓82%)

Sub-districts with most departures (# IDPs):

Madiq Castle	2,246
Ziyara	200

Total spontaneous returns: **8,368** (↓66%)

Sub-districts with most spontaneous returns:

Madiq Castle	8,368
--------------	-------

Overview

After experiencing high spontaneous returns in the second half of March, **assessed communities in Hama governorate continued to witness significant arrivals of previously displaced residents in the first half of April.**

As in the previous month, Madiq Castle community in the north-west of the governorate served as an **important transit point for cross-line displacements** in early April, predominantly from Rural Damascus.

IDP Arrivals

IDP arrivals were only reported in two assessed communities in Hama governorate in April: Madiq Castle (570) and Kafr Nabutha (274). All of these were reported in the first half of the month.

Last sub-district of departure of arrivals (# IDPs):

Dana	571
------	-----

IDP Departures

In April, **2,446 IDP departures** were reported from assessed communities in Hama governorate. Almost three quarters of the 1,214 departures between 1 and 15 April were primary displacements from Hmeirat (450) and Tal Hawash (445) communities. In contrast, all 1,232 departures in the second half of the month were secondary displacements, most commonly from **Madiq Castle (912)** community.

Top intended destination sub-districts (# IDPs):

Afrin	998
Dana	866
Jandairis	57

Spontaneous Returns

Following patterns seen in previous rounds and continued relative stability in the region, **assessed communities in Hama governorate witnessed a total of 8,368 spontaneous returns**. All of these were reported between 1 and 15 April. 76% of SRs in April were to **Madiq Castle (6,373)**, while the rest returned to Kafr Nabutha (1,995) community.

Last sub-district of departure of SRs:

Dana	6,727
Idleb	342

Dana sub-district, in north-eastern Idleb governorate, was the most common last place of departure of SRs to Hama governorate, accounting for 80% of SRs' recent origins. SRs to Madiq Castle community were reported to arrive from Al Nasser site and Atmeh camp, while 87% of SRs to Kafr Nabutha were reported to arrive from camps, namely, Kafr Nabutha Alsmoud (713), Al Amal (570) and Alhora (456).

⁹ Figures for Aleppo governorate reflect assessed communities in Aghtrin, Al Bab, Ar-Ra'ee, Atareb, A'zaz, Daret Azza, Ghandorah, Jarablus, Mare', Suran, and Zarbah sub-district, and are, thus, not indicative of the whole governorate.

¹⁰ CCCM, *ISMI Rapid Assessment of Evacuations from Eastern Ghouta*, 1-14 April 2018

¹¹ Figures for Hama governorate reflect assessed communities in Madiq Castle and Ziyara sub-district, and are, thus, not indicative of the whole governorate.