

General Overview

Communities assessed:	204
Total IDP arrivals:¹	17,001
Total IDP departures:²	20,134
Total SR* arrivals:	11,190

Top 5 shelter types of new IDP arrivals:

(1) Solid/finished house	4,831 IDPs
(2) Unfinished/damaged building	3,155 IDPs
(3) Individual tent	2,257 IDPs
(4) Managed camp	2,027 IDPs
(5) Solid/finished apartment	1,621 IDPs

*SR: Spontaneous Returns (to Community of Origin) refers to IDPs or refugees who return to the community that they originated from, but not necessarily to their place of habitual residence and do not enjoy the complete rights they had prior to displacement. SRs intend to remain in the community for an undetermined period.

¹ Because ISMI assesses total arrivals to and departures from communities across a bi-weekly period, some figures may be repeated displacements.

Top 5 ISMI-Covered Arrivals:

Departure community (governorate):	Total IDPs:	Destination community (governorate):
(1) Taldu (Homs)	855 IDPs	Zardana Mashehad (Idleb)
(2) Ar-Rastan sub-district ³ (Homs)	627 IDPs	Batbu (Aleppo)
(3) Ar-Rastan district ³ (Homs)	456 IDPs	Albil (Aleppo)
(4) Taldu sub-district ³ (Homs)	399 IDPs	Darkosh (Idleb)
(5) Madiq Castle (Hama)	371 IDPs	Bara (Idleb)

Latest Developments:

- Following a perceived improvement in the relative security situation of parts of south-eastern Idleb and western Aleppo governorates, sub-districts in these areas witnessed a high number of spontaneous returns during the coverage period. The neighbouring sub-districts of Zarbah (4,891) and Abul Thohur (4,663), both of which experienced large IDP departures between late 2017 and early 2018,⁴ accounted for 85% of the total SRs. All of these reportedly returned from other sub-districts in Idleb governorate.
- In parallel, the most recent wave of cross-line displacements from opposition enclaves of southern Hama and northern Homs governorates to north-western Syria, which began in early May, continued into the second half of the month.⁵ In total, 2,463 and 1,797 IDP arrivals were reported from Homs governorate to assessed communities in Aleppo and Idleb governorates, respectively. Almost half of these (46%) arrived to Atareb sub-district in western Aleppo, an area in which several major transit and reception centres are located.

² IDP departure figures reflect aggregated departures of both IDP and resident (pre-conflict) populations.

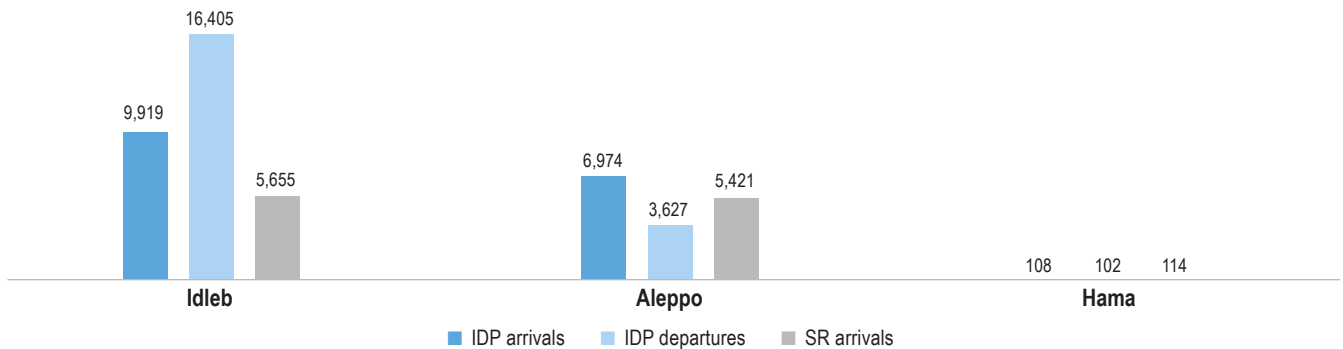
³ Community-level last place of departure information was not reported for these movements.

⁴ CCCM, ISMI Monthly Displacement Summary, December 2017; CCCM, ISMI Monthly Displacement Summary, January 2018; CCCM, ISMI Monthly Displacement Summary, February 2018

⁵ UNHCR, Syria: Flash Update on Recent Events, 24 May 2018; CCCM, ISMI Bi-weekly Displacement Summary, 1-15 May 2018

Overall Movements

Total IDP arrivals, IDP departures and SR arrivals by governorate:



Last place of departure of IDP arrivals:



Intended destinations of IDP departures:



Last place of departure of SR arrivals:



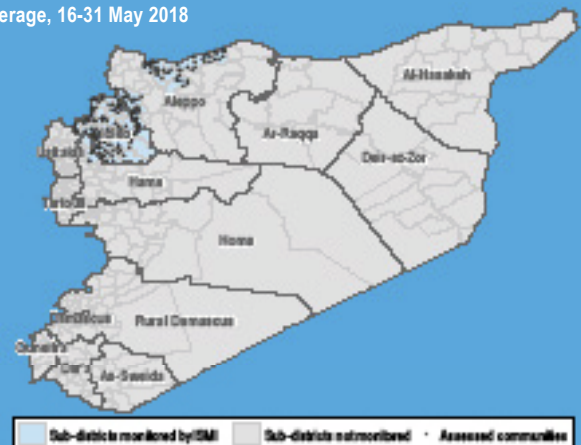
About ISMI & This Factsheet

The IDP Situation Monitoring Initiative (ISMI) is an initiative of the Camp Coordination and Camp Management (CCCM) Cluster, implemented by REACH and supported by cluster members.

Following a baseline assessment conducted at the end of 2016, weekly/bi-weekly data collection cycles were initiated. This factsheet presents an overview of reported inward and outward movements of IDPs from 16 to 31 May 2018. Such displacements were reported in 204 communities in sub-districts monitored by ISMI. The coverage map in this section shows the sub-districts that were monitored for the most recent round of data collection, as well as the communities reporting movements. ISMI monitoring coverage varies over time depending on access. Displacements are identified through an extensive key informant (KI) network, either from alerts initiated by KIs or from follow-up by enumerators. At least two KIs are interviewed in each assessed community, and collected information is further triangulated through other sources, including CCCM member data and humanitarian updates. This approach allows for regular updates on IDP movements at the community level across sub-districts monitored by ISMI in northwest Syria.

The data used for this product was collected, triangulated and verified based on submissions from ISMI's network and select CCCM cluster members following the ISMI methodology. Due to differences in methodology and coverage, figures presented in this output may differ from official CCCM Cluster or UNHCR data. All data is for humanitarian use only.

Coverage, 16-31 May 2018



Idleb

Communities assessed: 116
Total IDP arrivals: 9,919
Total IDP departures:² 16,405
Total SR arrivals: 5,655

Vulnerable groups among IDP arrivals:⁶



Top 3 shelter types of IDP arrivals:

- (1) Solid/finished house 2,942 IDPs
- (2) Unfinished/damaged building 1,662 IDPs
- (3) Solid/finished apartment 1,313 IDPs

IDP Arrivals

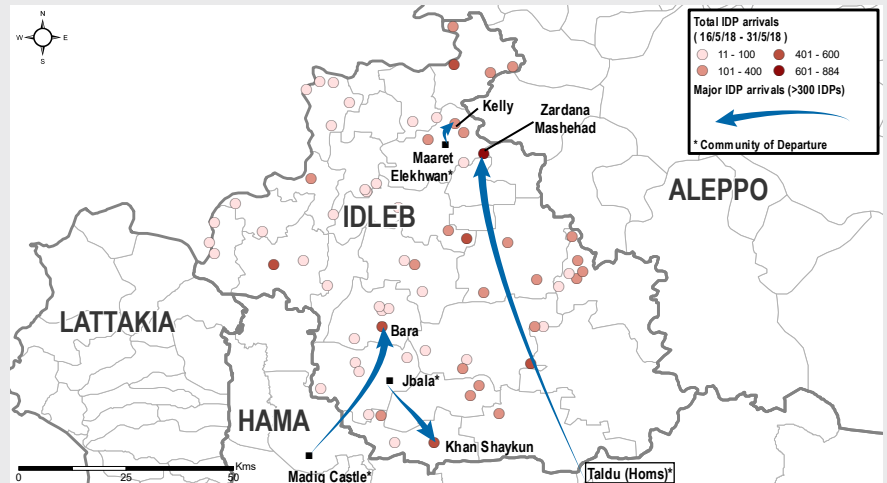
Sub-districts with most arrivals (# IDPs):

Maaret Tamsrin	1,567
Dana	1,312
Abul Thohur	987
Ma'arrat An Nu'man	970
Ehsem	690

Last sub-district of departure of arrivals (# IDPs):

Taldu	1,511
Madiq Castle	1,022
Dana	977
Heish	628
Maaret Tamsrin	507

Major IDP arrivals to communities in Idleb governorate

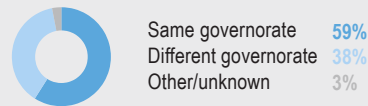


IDP Departures²

Sub-districts with most departures (# IDPs):

Dana	4,093
Darkosh	3,376
Ariha	2,833
Ehsem	1,335
Heish	769

Intended destinations of departures:



SR Arrivals

Sub-districts with most SR arrivals:

Abul Thohur	4,731
Dana	428
Tamanaah	376
Khan Shaykun	114
Salqin	6

SRs returning to former homes:⁷

Abul Thohur	4,662
Dana	428
Tamanaah	376
Khan Shaykun	114
Salqin	6

Aleppo⁸

Communities assessed: 85
Total IDP arrivals: 6,974
Total IDP departures:² 3,627
Total SR arrivals: 5,421

Top 3 shelter types of IDP arrivals:

- (1) Solid/finished house 1,786 IDPs
- (2) Unfinished/damaged building 1,493 IDPs
- (3) Managed camp 1,278 IDPs

Vulnerable groups among IDP arrivals:⁶



IDP Arrivals

Sub-districts with most arrivals (# IDPs):

Atareb	1,973
Zarbah	1,778
A'zaz	1,272
Suran	593
Jarablus	393

Last sub-district of departure of arrivals (# IDPs):

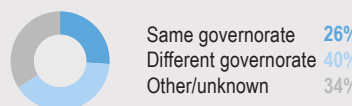
Ar-Rastan	1,135
Talbiseh	838
Al Bab	435
Idleb	85
A'zaz	80

IDP Departures²

Sub-districts with most departures (# IDPs):

Al Bab	1,414
A'zaz	719
Zarbah	690
Ghandorah	273
Jarablus	240

Intended destinations of departures:



SR Arrivals

Sub-districts with most SR arrivals:

Zarbah	4,965
Jarablus	171
Aghtrin	143
Ghandorah	74
A'zaz	57

SRs returning to former homes:⁷

Zarbah	4,890
Jarablus	171
Aghtrin	143
Ghandorah	74

Hama⁹

Communities assessed: 3
Total IDP arrivals: 108
Total IDP departures: 102
Total SR arrivals: 114

IDP Arrivals

Sub-districts with most arrivals (# IDPs):

Madiq Castle	108
Dana	86
Idleb	23

Last sub-district of departure of arrivals (# IDPs):

SR Arrivals

Sub-districts with most SR arrivals:

Madiq Castle	114
Madiq Castle	114

SRs returning to former homes:⁷

Madiq Castle	114
--------------	-----

⁶ Vulnerable groups: ♀ Female-headed households/Women travelling alone ♂ Child-headed households/children travelling alone ✕ Orphans ♂ Elderly-headed households/Elderly travelling alone ♿ Disabled-headed households/Individuals with disabilities travelling alone.

⁷ Returns to former homes does not imply a planned, voluntary, safe, and sustainable way, such that the person returning can enjoy the full spectrum of rights and privileges afforded to them prior to their displacement.

⁸ Figures for Aleppo governorate reflect assessed communities in Aghtrin, Al Bab, Ar-Ra'ee, Atareb, Daret Azza, Ghandorah, Jarablus, Mare', Suran and Zarbah and are, thus, not indicative of the whole governorate.

⁹ Figures for Hama governorate reflect assessed communities in Madiq Castle and Ziyara sub-districts and are, thus, not indicative of the whole governorate.