



South Sudan - Evolution of Access to Food

May 2017

South Sudan Food Security Crisis

Overview

REACH collects information on hard-to-reach areas across the country using a settlement based approach called Area of Knowledge (AoK) on a monthly basis. Through AoK, REACH collects data from a network of Key Informants (KIs) who have recent knowledge of the settlement through having in the last month been physically present in the settlement or through direct or indirect contact with people still living in the settlement.

REACH uses the most recent OCHA Common Operational Dataset (COD) released in February 2016 as reference for settlement names and locations. The data presented in this factsheet is aggregated from the indicator:

- Are people currently able to access enough food in the settlement?

With the three possible responses:

- Yes
- No
- I don't know or don't want to answer

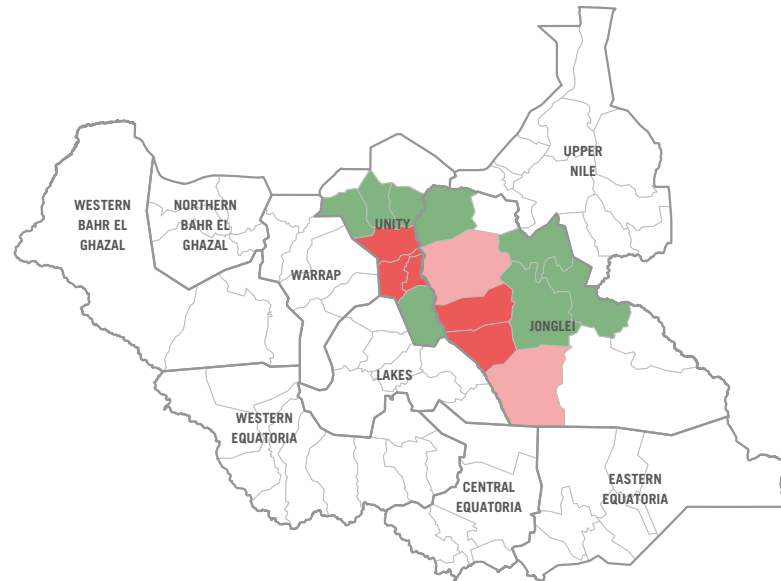
Data was first aggregated to the settlement level using the modal response of all questionnaires collected on that settlement for the month. To further aggregate to the county level, yes/no questions are presented as the percent of settlements in the county with an aggregated response of "Yes" and the data are further aggregated in quarters.

Although current AoK coverage is still limited and its findings not statistically significant, it provides an indicative understanding of trends in humanitarian needs and access to services in assessed areas of South Sudan.

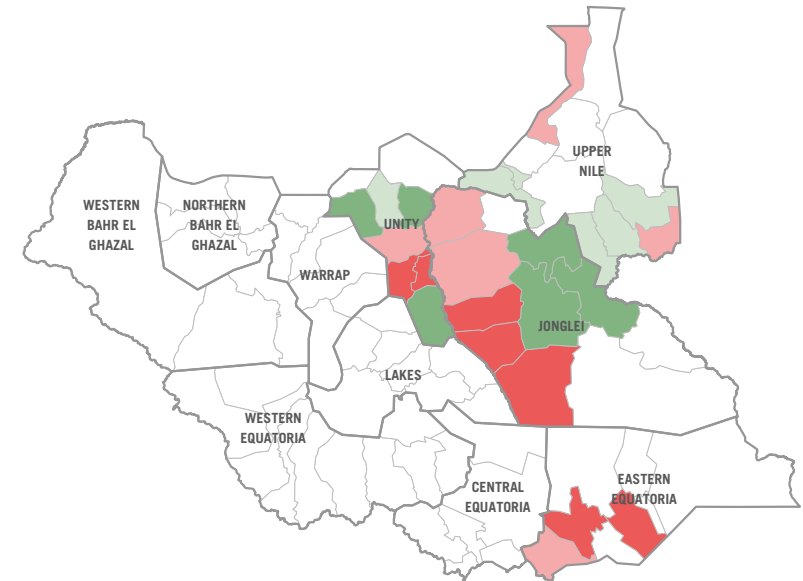
Percent of settlements reporting access to adequate amounts of food:

- Insufficient data
- 0 - 25%
- 26 - 50%
- 51 - 75%
- 76 - 100%

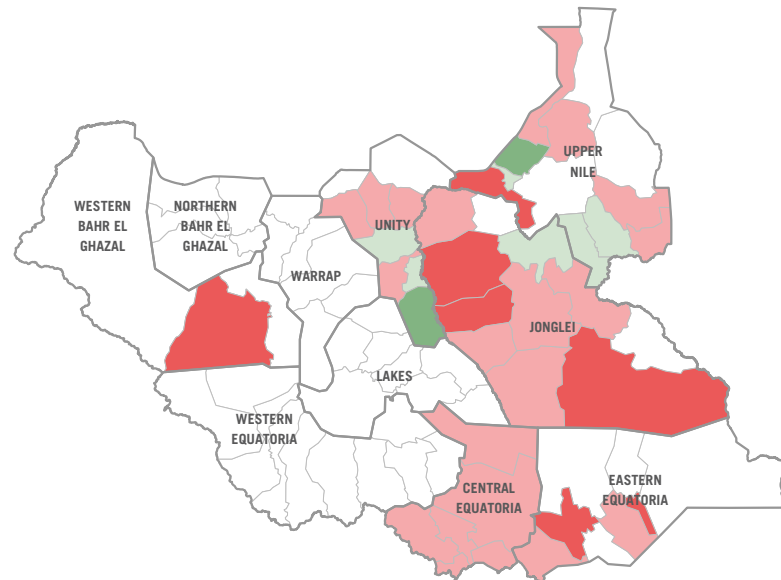
Quarter 1 - September 2016 to November 2016



Quarter 2 - December 2016 to February 2017



Quarter 3 - March 2017 to May 2017



Month of May 2017

