

Introduction

This multi-sector needs assessment is part of a monthly data collection exercise which aims to gather information about needs and the humanitarian situation inside Syria. The factsheets present information collected in October 2017, referring to the situation in September 2017.

These factsheets present information at the community level* for 18 sub-districts in Rural Damascus governorate. Selected key indicators for the following sectors are included in the factsheets: displacement, shelter, non-food items (NFIs), health, food security, water, sanitation and hygiene (WASH) and education. The factsheets do not cover the entire range of indicators gathered in the questionnaire.

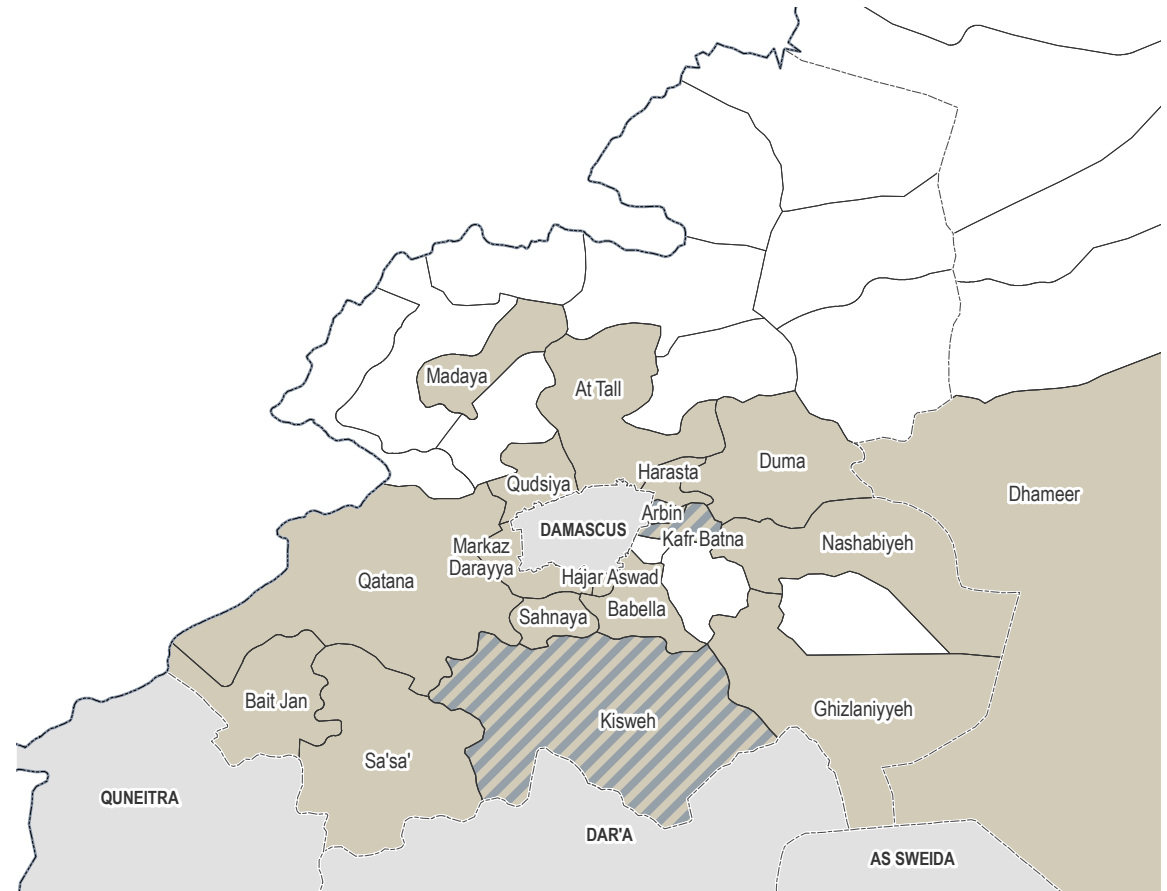
For full visualisation of all indicators collected, please see the SIMAWG Needs Identification Dynamic Reporting Tool, available here: <http://www.reach-info.org/syr/simawg/>.





Methodology and limitations

These findings are based on data collected both directly and remotely (in Jordan) from Key Informants residing in the communities assessed.

Information was collected from Key Informants in 52 communities in 18 sub-districts of Rural Damascus governorate. For each question asked, confidence levels were assigned based on the Key Informant's area of expertise and knowledge of the sector-specific situation.

For a full description of the methodology, please see the Terms of Reference, available on the [REACH Resource Centre](#).



-  Remote data collection
-  Direct data collection
-  Mixed data collection
-  Not assessed

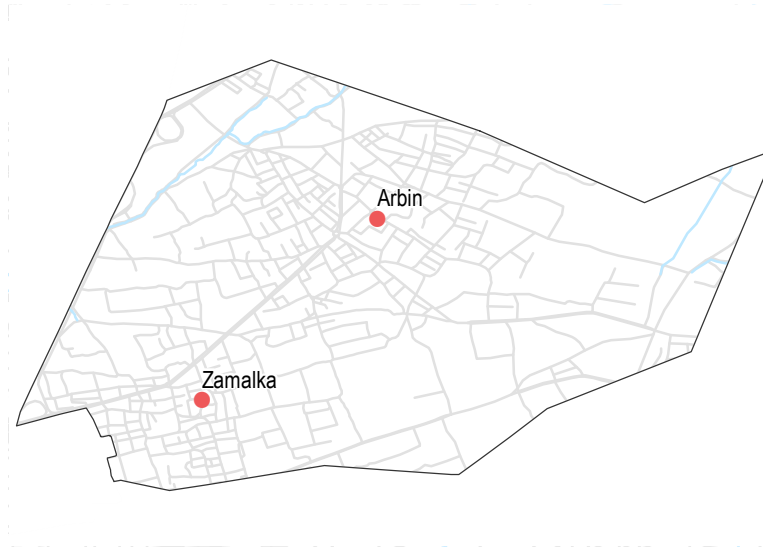
PDF: click on a sub-district name to directly access the relevant factsheet

Displacement

- % of pre-conflict population remaining
- % of population that are female
- % of female-headed households
- IDPs living in village
- New IDP arrivals
- Returnees

Arbin	51-75%	26-50%	1-25%
	Yes	No	No info
Zamalka	1-25%	1-25%	1-25%
	Yes	No	No

• 2/2 communities assessed : Arbin, Zamalka



NFIs

Arbin

B NA	NA
C NA	NA
D 3500 SYP	NA
F 220000 SYP	NA

Zamalka

B NA	NA
C NA	NA
D 3500 SYP	NA
F 225000 SYP	NA

Most common electricity source

- Main network
- Generator
- No source
- Solar alternative
- No information

Fuel Prices (SYP)*

- B** Butane (cannister)
- C** Coal (1kg)
- D** Diesel (1 litre)
- F** Firewood (1 tonne)

NFI Prices (SYP)*

- Cement (50kg)
- Floor mat (3*4m)
- Plastic tarpaulin (1m²)
- Tent (5 persons)

NA: not available for purchase

Shelter

- Independent apartment or house
 - Shared apartment or house
 - Unfinished apartment or house
 - Tent
 - Private space not for shelter
 - Cave/natural shelter
 - Collective public space not for shelter
 - No IDPs
 - No information
- Min - Max: rent paid per room (where known)

Arbin	NDPs	IDPs
	1500 - 1800 SYP	

Zamalka	NDPs	IDPs
	1500 - 1800 SYP	

Livelihoods

Most common sources of income

Most common strategies used to cope with lack of income / resources

Arbin

High risk/illegal work
 Begging
 Business/trade

Skipping meals
 Reducing meal size

Zamalka

Daily employment
 High risk/illegal work

Skipping meals
 Reducing meal size

Arbin

Cutting trees
 Burning furniture not in use
 Burning productive assets

Zamalka

Cutting trees
 Burning furniture not in use
 Burning productive assets

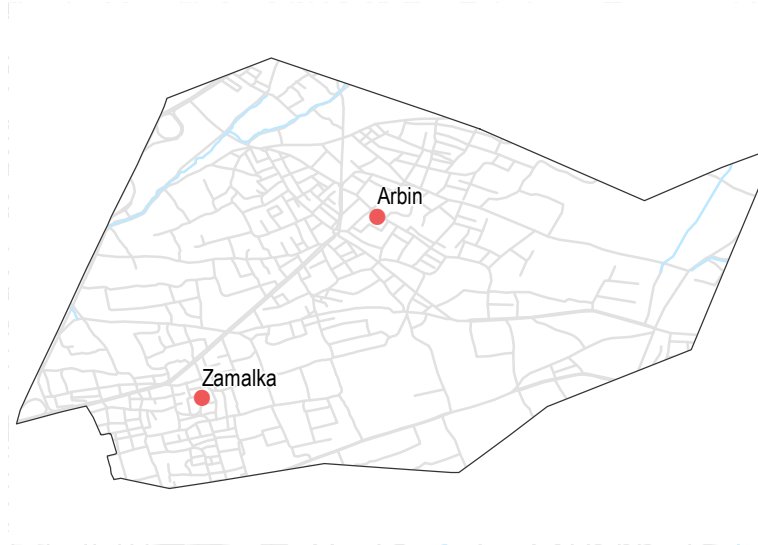
Most common strategies used to cope with a lack of fuel

WASH

- Most common water source**
- Water is safe to drink
 - Water tastes/smells bad
 - People sick after drinking
 - No information
- Sufficiency of available water to meet household needs**
- Sufficient
 - Insufficient
 - No information
- Most common method of garbage disposal**
- Public free collection

- Arbin**
- Closed well
 - Public free collection
- Zamalka**
- Closed well
 - Public free collection

• 2/2 communities assessed : Arbin, Zamalka



Education

- Status of primary schools in village**
- Functioning
 - Not functioning
 - Not available
 - No information
- Barriers to accessing education services**

Arbin
 Most children accessed education

Zamalka
 Unsafe route to services

Health

	Most common health problems	Most common barriers to accessing healthcare
Arbin	Injuries Acute respiratory infections Malnutrition	No difficulties reported
Zamalka	Injuries Acute respiratory infections Malnutrition	No difficulties reported

Food Security

- Arbin**
- Bread: no info
 - Rice: 1700 SYP
 - Lentils: 1100 SYP
 - Sugar: 3500 SYP
 - Cooking oil: 4200 SYP
 - Shops
 - No difficulties reported
 - Private bakeries unavailable
- Zamalka**
- Bread: no info
 - Rice: 1700 SYP
 - Lentils: 1100 SYP
 - Sugar: 3500 SYP
 - Cooking oil: 4200 SYP
 - Shops
 - No difficulties reported
 - Private bakeries unavailable

- Main challenges to obtaining food**
- No challenges
 - Some foods unavailable
 - Local production decreased
 - Lack of access to markets
 - Some foods expensive
 - Lack of resources to buy food
 - Lack of access to fuel
 - Cooking fuel unavailable
 - No information
- Bread (public): 1 pack**
 Rice: 1kg
 Lentils: 1kg
 Sugar: 1kg
 Cooking oil: 1 litre
- Access to bread**
- Most common source of bread
 - Most common barriers to accessing bread
 - Number of days, per month, where bread from private bakeries was unavailable

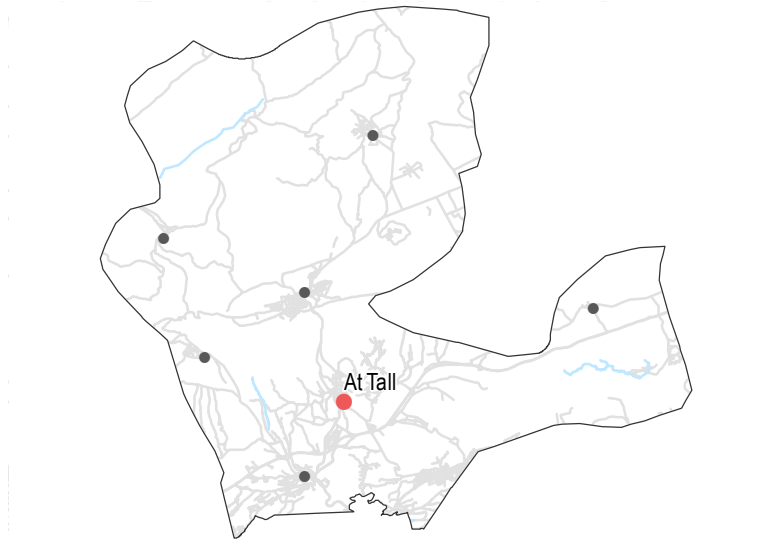
Displacement

- % of pre-conflict population remaining
- % of population that are female
- % of female-headed households
- IDPs living in village
- New IDP arrivals
- Returnees

At Tall

- 1-25%
- 26-50%
- 1-25%
- Yes
- No
- No

• 1/7 community assessed : At Tall



NFIs

At Tall

- B** 3000 SYP 2500 SYP
- C** 450 SYP 2000 SYP
- D** 375 SYP 2000 SYP
- F** 120000 SYP NA

Most common electricity source

- Main network
- Generator
- No source
- Solar alternative
- No information

Fuel Prices (SYP)*

- B** Butane (cannister)
- C** Coal (1kg)
- D** Diesel (1 litre)
- F** Firewood (1 tonne)

NFI Prices (SYP)*

- Cement (50kg)
- Floor mat (3*4m)
- Plastic tarpaulin (1m²)
- Tent (5 persons)

NA: not available for purchase

Shelter

- Most common shelter**
 - Independent apartment or house
 - Shared apartment or house
 - Unfinished apartment or house
 - Tent
 - Private space not for shelter
 - Cave/natural shelter
 - Collective public space not for shelter
 - No IDPs
 - No information
- Min - Max: rent paid per room (where known)

At Tall

- NDPs
- IDPs
- 3000 - 6000 SYP

Livelihoods

Most common sources of income

- Stable employment
- Daily employment
- Business/trade

At Tall

Most common strategies used to cope with lack of income / resources

- Children sent to work/beg
- Borrowing from family/friends

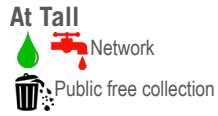
At Tall

No lack of fuel

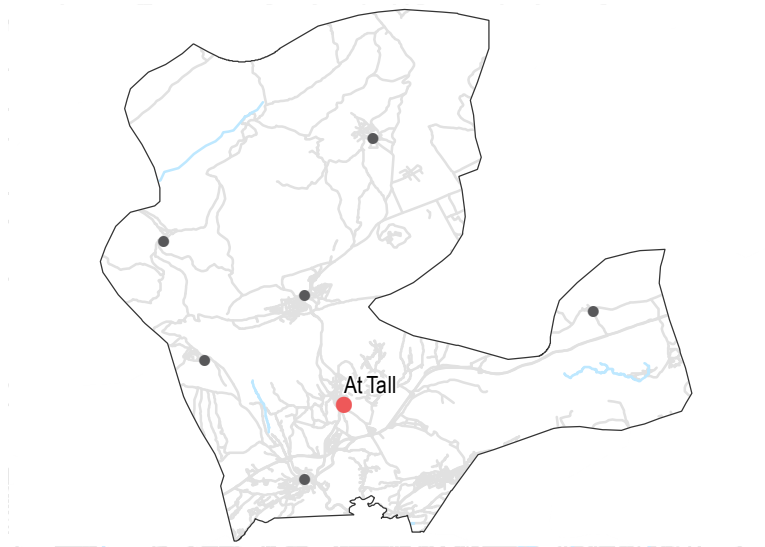
Most common strategies used to cope with a lack of fuel

WASH

- Most common water source
- Status of water source
- Water is safe to drink
 - Water tastes/smells bad
 - People sick after drinking
 - No information
- Sufficiency of available water to meet household needs
- Sufficient
 - Insufficient
 - No information
- Most common method of garbage disposal



• 1/7 community assessed : At Tall



Food Security

At Tall

Bread: 75 SYP
 Rice: 550 SYP
 Lentils: 350 SYP
 Sugar: 375 SYP
 Cooking oil: 800 SYP

Private bakeries

No difficulties reported

0

Main challenges to obtaining food

- No challenges
- Some foods unavailable
- Local production decreased
- Lack of access to markets
- Some foods expensive
- Lack of resources to buy food
- Lack of access to fuel
- Cooking fuel unavailable
- No information

Bread (public): 1 pack
 Rice: 1kg
 Lentils: 1 kg
 Sugar: 1kg
 Cooking oil: 1 litre

Access to bread

- Most common source of bread
- Most common barriers to accessing bread
- Number of days, per month, where bread from private bakeries was unavailable

Education

- Status of primary schools in village
- Functioning
 - Not functioning
 - Not available
 - No information
- Barriers to accessing education services

At Tall
 Most children accessed education

Health

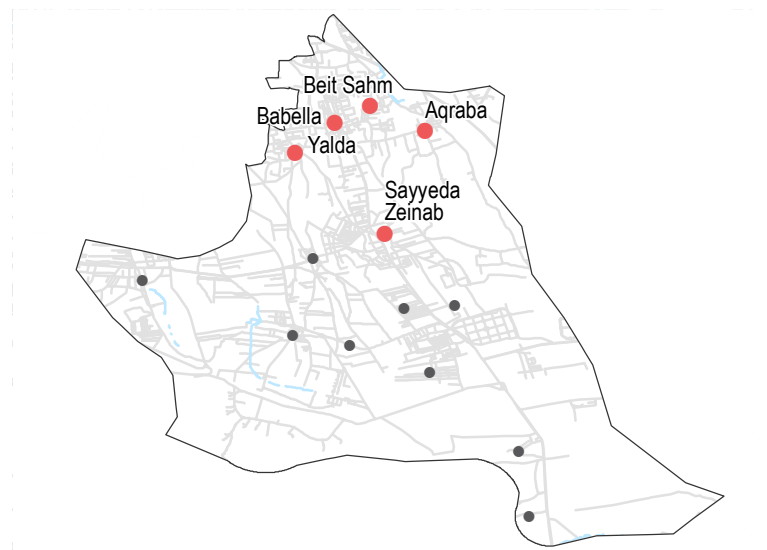
- At Tall**
- Most common health problems
 - Chronic diseases
 - Pregnancy related diseases
 - Injuries
 - Most common barriers to accessing healthcare
 - Security concerns around travel
 - Family not permitting travel
 - Security concerns around entering facilities

Displacement

- % of pre-conflict population remaining
- % of population that are female
- % of female-headed households
- IDPs living in village
- New IDP arrivals
- Returnees

Community	% of pre-conflict population remaining	% of population that are female	% of female-headed households	IDPs living in village	New IDP arrivals	Returnees
Aqraba	51-75%	76-100%	1-25%	Yes	No	No
Babella	1-25%	1-25%	1-25%	Yes	No info	No
Beit Sahm	1-25%	1-25%	1-25%	Yes	No	No
Sayyeda Zeinab	1-25%	26-50%	1-25%	Yes	No	No
Yalda	1-25%	1-25%	1-25%	Yes	No	No

• 5/14 communities assessed : Aqraba, Babella, Beit Sahm, Sayyeda Zeinab, Yalda



Shelter

- Independent apartment or house
- Shared apartment or house
- Unfinished apartment or house
- Tent
- Private space not for shelter
- Cave/natural shelter
- Collective public space not for shelter
- No IDPs
- No information
- Min - Max: rent paid per room (where known)

Community	Most common shelter	NDPs	IDPs
Aqraba	Independent apartment or house	1350 - 1750 SYP	
Babella	Unfinished apartment or house	1000 - 1500 SYP	No information
Beit Sahlm	No IDPs	1000 - 1500 SYP	
Sayyeda Zeinab	Independent apartment or house	5000 - 10000 SYP	
Yalda	Independent apartment or house	1000 - 1500 SYP	

Livelihoods

Most common sources of income

Most common strategies used to cope with lack of income / resources

Community	Most common sources of income	Most common strategies used to cope with lack of income / resources
Aqraba	Farm owning Business/trade	Borrowing from family/friends
Babella	Stable employment Daily employment Business/trade	Borrowing from family/friends High risk/illegal work Selling household assets
Beit Sahlm	Stable employment Daily employment Sale of humanitarian aid	Borrowing from family/friends
Sayyeda Zeinab	Stable employment Daily employment High risk/illegal work	Taking loans/buying on credit Borrowing from family/friends High risk/illegal work
Yalda	Stable employment Daily employment Business/trade	Children sent to work/beg Borrowing from family/friends

NFIs

Community	Electricity source	Fuel Prices (SYP)*	NFI Prices (SYP)*
Aqraba	B 3000 SYP C NA D 210 SYP F 63000 SYP	B 2500 SYP C 10500 SYP D NA F NA	B 3900 SYP C 450 SYP D 400 SYP F 120000 SYP
Babella	B 3900 SYP C 450 SYP D 400 SYP F 120000 SYP	B 2500 SYP C 10500 SYP D NA F NA	B 3900 SYP C 450 SYP D 400 SYP F 120000 SYP
Beit Sahlm	B 3900 SYP C 450 SYP D 400 SYP F 120000 SYP	B 2500 SYP C 10500 SYP D NA F NA	B 3900 SYP C 450 SYP D 400 SYP F 120000 SYP
Sayyeda Zeinab	B 2800 SYP C 400 SYP D 195 SYP F 100000 SYP	B 2400 SYP C 2000 SYP D 250 SYP F NA	B 3900 SYP C 450 SYP D 450 SYP F NA
Yalda	B 3900 SYP C 450 SYP D 450 SYP F NA	B 3900 SYP C 450 SYP D 450 SYP F NA	B 3900 SYP C 450 SYP D 450 SYP F NA

- Most common electricity source
- Main network
- Generator
- No source
- Solar alternative
- No information
- Fuel Prices (SYP)*
- B** Butane (cannister)
- C** Coal (1kg)
- D** Diesel (1 litre)
- F** Firewood (1 tonne)
- NFI Prices (SYP)*
- Cement (50kg)
- Floor mat (3*4m)
- Plastic tarpaulin (1m²)
- Tent (5 persons)
- NA: not available for purchase

Aqraba
No lack of fuel

Babella
Burning plastics
Burning waste

Beit Sahlm
Burning plastics

Most common strategies used to cope with a lack of fuel

Sayyeda Zeinab
No lack of fuel

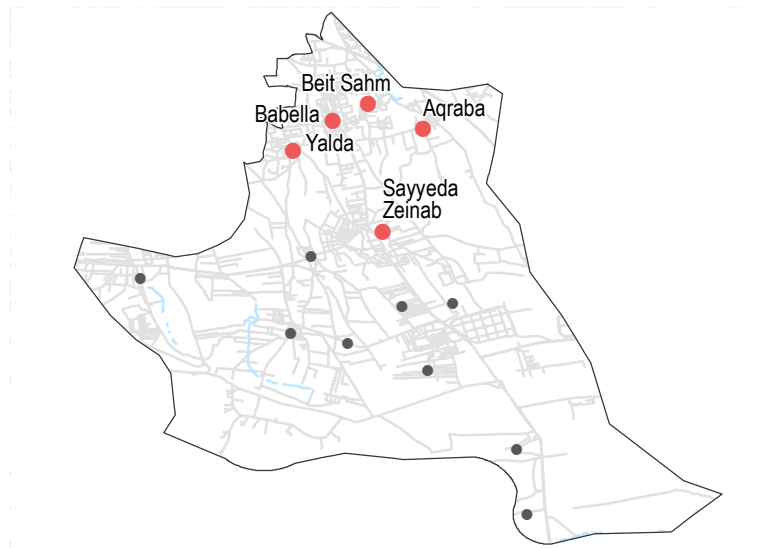
Yalda
Burning plastics

WASH

- Most common water source**
- Status of water source**
- Water is safe to drink
 - Water tastes/smells bad
 - People sick after drinking
 - No information
- Sufficiency of available water to meet household needs**
- Sufficient
 - Insufficient
 - No information
- Most common method of garbage disposal**

- Aqraba**
- Network
 - Disposed at designated site
- Babella**
- Network
 - Public free collection
- Beit Sahn**
- Network
 - Public free collection
- Sayyeda Zeinab**
- Network
 - Public free collection
- Yalda**
- Network
 - Public free collection

5/14 communities assessed : Aqraba, Babella, Beit Sahn, Sayyeda Zeinab, Yalda



Education

- Status of primary schools in village**
- Functioning
 - Not functioning
 - Not available
 - No information
- Barriers to accessing education services**
- Aqraba: Most children accessed education
 - Babella: Most children accessed education
 - Yalda: Most children accessed education

- Beit Sahn**
- Most children accessed education
- Sayyeda Zeinab**
- Most children accessed education

Health

	Most common health problems	Most common barriers to accessing healthcare
Aqraba	Diarrhoea Communicable diseases Chronic diseases	No difficulties reported
Babella	Chronic diseases Injuries Severe diseases affecting those aged less than 5	Security concerns around travel Security concerns around entering facilities Services are too expensive
Beit Sahn	Chronic diseases Severe diseases affecting those aged less than 5	Security concerns around travel Security concerns around entering facilities Services are too expensive
Sayyeda Zeinab	Chronic diseases Pregnancy related diseases Severe diseases affecting those aged less than 5	Old age Services are too expensive
Yalda	Chronic diseases Severe diseases affecting those aged less than 5	Security concerns around travel Security concerns around entering facilities Services are too expensive

Food Security

- Aqraba**
- Bread: 50 SYP
 - Rice: 550 SYP
 - Lentils: 550 SYP
 - Sugar: 300 SYP
 - Cooking oil: 1750 SYP
 - Public bakeries
 - No difficulties reported
 - Private bakeries unavailable
- Babella**
- Bread: no info
 - Rice: 550 SYP
 - Lentils: 350 SYP
 - Sugar: 375 SYP
 - Cooking oil: 700 SYP
 - Shops
 - No difficulties reported
 - 21 or more
- Beit Sahn**
- Bread: no info
 - Rice: 500 SYP
 - Lentils: 300 SYP
 - Sugar: 450 SYP
 - Cooking oil: 700 SYP
 - Shops
 - No difficulties reported
 - 21 or more
- Sayyeda Zeinab**
- Bread: 75 SYP
 - Rice: 500 SYP
 - Lentils: 250 SYP
 - Sugar: 325 SYP
 - Cooking oil: 650 SYP
 - Private bakeries
 - No difficulties reported
 - 0
- Yalda**
- Bread: no info
 - Rice: 550 SYP
 - Lentils: 350 SYP
 - Sugar: 375 SYP
 - Cooking oil: 700 SYP
 - Shops
 - No difficulties reported
 - 21 or more
- Main challenges to obtaining food**
- No challenges
 - Some foods unavailable
 - Local production decreased
 - Lack of access to markets
 - Some foods expensive
 - Lack of resources to buy food
 - Lack of access to fuel
 - Cooking fuel unavailable
 - No information
- Access to bread**
- Bread (public): 1 pack
 - Rice: 1kg
 - Lentils: 1kg
 - Sugar: 1kg
 - Cooking oil: 1 litre
 - Most common source of bread
 - Most common barriers to accessing bread
 - Number of days, per month, where bread from private bakeries was unavailable

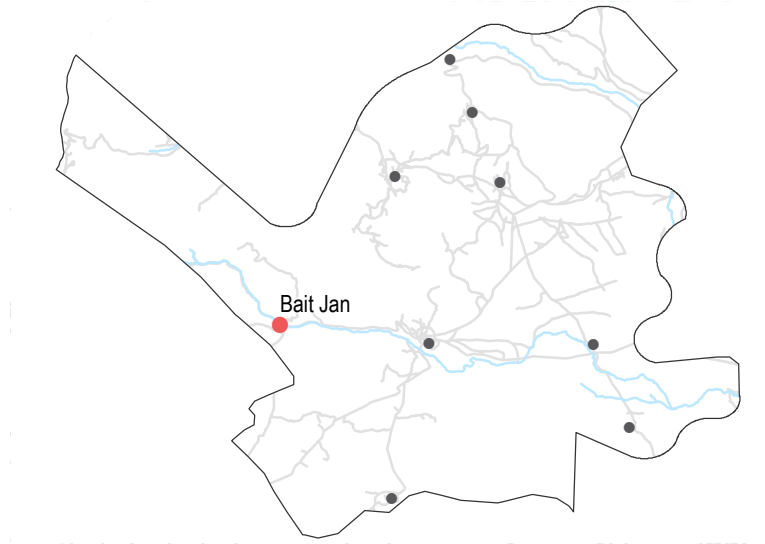
Displacement

- % of pre-conflict population remaining
- % of population that are female
- % of female-headed households
- IDPs living in village
- New IDP arrivals
- Returnees

Bait Jan

- 51-75% 51-75% 1-25%
- Yes No No

• 1/9 community assessed : Bait Jan



Shelter

- Independent apartment or house
 - Shared apartment or house
 - Unfinished apartment or house
 - Tent
 - Private space not for shelter
 - Cave/natural shelter
 - Collective public space not for shelter
 - No IDPs
 - No information
- Min - Max: rent paid per room (where known)

Bait Jan

- NDPs
- IDPs
- No info

Livelihoods

Most common sources of income

Bait Jan

Farm owning
Business/trade

Most common strategies used to cope with lack of income / resources

Borrowing from family/friends
High risk/illegal work

NFIs

Bait Jan

- B** 4000 SYP NA
- C** NA NA
- D** 250 SYP NA
- F** 60000 SYP NA

Most common electricity source

- Main network
- Generator
- No source
- Solar alternative
- No information

Fuel Prices (SYP)*

- B** Butane (cannister)
- C** Coal (1kg)
- D** Diesel (1 litre)
- F** Firewood (1 tonne)

NFI Prices (SYP)*

- Cement (50kg)
- Floor mat (3*4m)
- Plastic tarpaulin (1m²)
- Tent (5 persons)

NA: not available for purchase

Bait Jan

No lack of fuel

Most common strategies used to cope with a lack of fuel

Bait Jan, Rural Damascus Governorate

October 2017

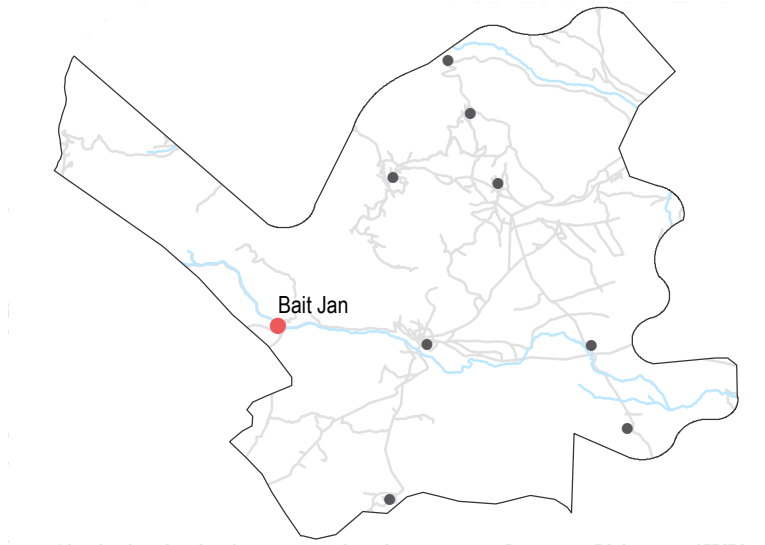
WASH

- Most common water source
- Status of water source
- Water is safe to drink
 - Water tastes/smells bad
 - People sick after drinking
 - No information
- Sufficiency of available water to meet household needs
- Sufficient
 - Insufficient
 - No information
- Most common method of garbage disposal
- Disposed at designated site

Bait Jan

- Network
- Disposed at designated site

• 1/9 community assessed : Bait Jan



Food Security

Bait Jan

- Bread: no info
- Rice: 550 SYP
- Lentils: 550 SYP
- Sugar: 400 SYP
- Cooking oil: 1750 SYP
- Shops
- No difficulties reported
- Private bakeries unavailable

Main challenges to obtaining food

- No challenges
 - Some foods unavailable
 - Local production decreased
 - Lack of access to markets
 - Some foods expensive
 - Lack of resources to buy food
 - Lack of access to fuel
 - Cooking fuel unavailable
 - No information
- Bread (public): 1 pack
Rice: 1kg
Lentils: 1 kg
Sugar: 1kg
Cooking oil: 1 litre

Education

- Status of primary schools in village
- Functioning
 - Not functioning
 - Not available
 - No information
- Barriers to accessing education services

Bait Jan

Most children accessed education

Health

- Most common health problems

Diarrhoea
Communicable diseases
Chronic diseases

- Most common barriers to accessing healthcare

No difficulties reported

Bait Jan

Dhameer, Rural Damascus Governorate

October 2017

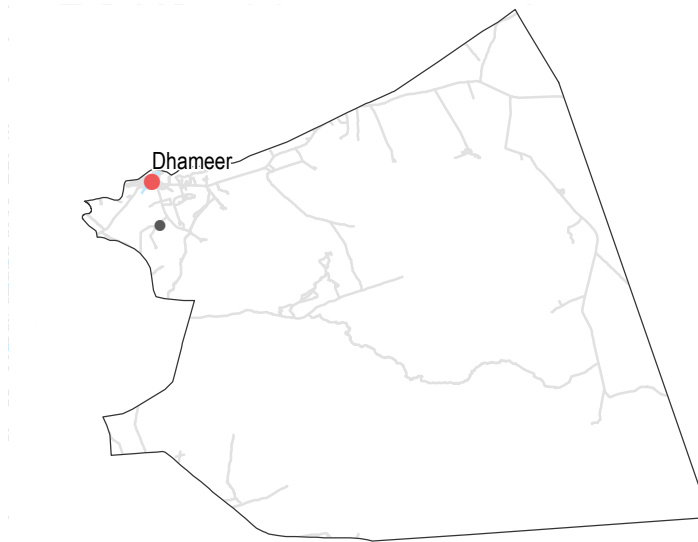
Displacement

- % of pre-conflict population remaining
- % of population that are female
- % of female-headed households
- IDPs living in village
- New IDP arrivals
- Returnees

Dhameer

76-100% 26-50% 1-25%
 Yes No No

• 1/2 community assessed : Dhameer



NFIs

Lightbulb Dhameer

B 12000 SYP NA
C NA NA
D 600 SYP NA
F 65000 SYP NA

Most common electricity source

- Main network
- Generator
- No source
- Solar alternative
- No information

Fuel Prices (SYP)*

- B** Butane (cannister)
- C** Coal (1kg)
- D** Diesel (1 litre)
- F** Firewood (1 tonne)

NFI Prices (SYP)*

- Cement (50kg)
- Floor mat (3*4m)
- Plastic tarpaulin (1m²)
- Tent (5 persons)

NA: not available for purchase

Shelter

- Most common shelter
- Independent apartment or house
 - Shared apartment or house
 - Unfinished apartment or house
 - Tent
 - Private space not for shelter
 - Cave/natural shelter
 - Collective public space not for shelter
 - No IDPs
 - No information
- Min - Max: rent paid per room (where known)

Dhameer

NDPs IDPs

 5000 - 7500 SYP

Livelihoods

Most common sources of income

Dhameer
Stable employment
Business/trade

Most common strategies used to cope with lack of income / resources

Borrowing from family/friends

Dhameer
No lack of fuel

Most common strategies used to cope with a lack of fuel

Dhameer, Rural Damascus Governorate

October 2017

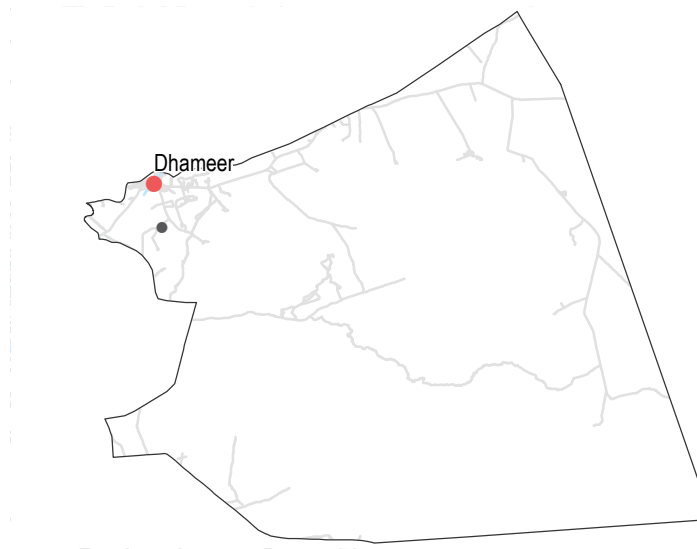
WASH

- Most common water source
- Status of water source
 - Water is safe to drink
 - Water tastes/smells bad
 - People sick after drinking
 - No information
- Sufficiency of available water to meet household needs
 - Sufficient
 - Insufficient
 - No information
- Most common method of garbage disposal

Dhameer

- Closed well
- Public free collection

• 1/2 community assessed : Dhameer



Food Security

Dhameer

- Bread: 130 SYP
- Rice: 550 SYP
- Lentils: 350 SYP
- Sugar: 550 SYP
- Cooking oil: 650 SYP
- Public bakeries
- No difficulties reported
- 21 or more

Main challenges to obtaining food

- No challenges
- Some foods unavailable
- Local production decreased
- Lack of access to markets
- Some foods expensive
- Lack of resources to buy food
- Lack of access to fuel
- Cooking fuel unavailable
- No information

Bread (public): 1 pack
 Rice: 1kg
 Lentils: 1kg
 Sugar: 1kg
 Cooking oil: 1 litre

Access to bread

- Most common source of bread
- Most common barriers to accessing bread
- Number of days, per month, where bread from private bakeries was unavailable

Education

- Status of primary schools in village
 - Functioning
 - Not functioning
 - Not available
 - No information
- Barriers to accessing education services

Dhameer

Most children accessed education

Health

- Most common health problems
 - Diarrhoea
 - Acute respiratory infections
 - Fever
- Most common barriers to accessing healthcare
 - No difficulties reported

Dhameer

Displacement

- % of pre-conflict population remaining
- % of population that are female
- % of female-headed households
- IDPs living in village
- New IDP arrivals
- Returnees

Btihet Elwafedine		
76-100%	51-75%	1-25%
Yes	No	No
Duma		
1-25%	1-25%	1-25%
Yes	No	No
Shafuniyeh		
51-75%	51-75%	1-25%
Yes	No	No

• 3/13 communities assessed : Btihet Elwafedine, Duma, Shafuniyeh



Shelter

- Independent apartment or house
- Shared apartment or house
- Unfinished apartment or house
- Tent
- Private space not for shelter
- Cave/natural shelter
- Collective public space not for shelter
- No IDPs
- No information
- Min - Max: rent paid per room (where known)

Btihet Elwafedine	
NDPs	IDPs
10000 - 15000 SYP	
Duma	
NDPs	IDPs
1000 - 2500 SYP	
Shafuniyeh	
NDPs	IDPs
No info	

Livelihoods

Most common sources of income

Most common strategies used to cope with lack of income / resources

Community	Most common sources of income	Most common strategies used to cope with lack of income / resources
Btihet Elwafedine	Stable employment Daily employment Business/trade	Reducing meal size
Duma	Stable employment Farm owning Business/trade	Borrowing from family/friends High risk/illegal work Skipping meals
Shafuniyeh	Daily employment Farm owning	Reducing meal size

NFIs

Btihet Elwafedine

B 2850 SYP	4500 SYP
C 350 SYP	NA
D 290 SYP	3500 SYP
F 70000 SYP	NA

Duma

B NA	NA
C NA	NA
D 3500 SYP	1500 SYP
F 200000 SYP	NA

Shafuniyeh

B NA	NA
C NA	NA
D 2800 SYP	NA
F 250000 SYP	NA

Most common electricity source

- Main network
- Generator
- No source
- Solar alternative
- No information

Fuel Prices (SYP)*

- B** Butane (cannister)
- C** Coal (1kg)
- D** Diesel (1 litre)
- F** Firewood (1 tonne)

NFI Prices (SYP)*

- Cement (50kg)
- Floor mat (3*4m)
- Plastic tarpaulin (1m²)
- Tent (5 persons)

NA: not available for purchase

Btihet Elwafedine

No lack of fuel

Duma

Burning productive assets
Burning plastics
Burning waste

Shafuniyeh

Cutting trees

Most common strategies used to cope with a lack of fuel

WASH

Most common water source

Status of water source

- Water is safe to drink
- Water tastes/smells bad
- People sick after drinking
- No information

Sufficiency of available water to meet household needs

- Sufficient
- Insufficient
- No information

Most common method of garbage disposal

Btihet Elwafedine

- Network
- Disposed at designated site

Duma

- Water trucking
- Public free collection

Shafuniyeh

- Open well
- Disposed at designated site

• 3/13 communities assessed : Btihet Elwafedine, Duma, Shafuniyeh



Education

Status of primary schools in village

- Functioning
- Not functioning
- Not available
- No information

Barriers to accessing education services

Shafuniyeh

Most children accessed education

Btihet Elwafedine

Most children accessed education

Duma

Most children accessed education

Health

Most common health problems

Most common barriers to accessing healthcare

Btihet Elwafedine

Pregnancy related diseases
 Acute respiratory infections
 Fever

No difficulties reported

Duma

Communicable diseases
 Chronic diseases
 Injuries

Security concerns around travel
 Disability/Injuries/Illness
 Security concerns around entering facilities

Shafuniyeh

Fever
 Severe diseases affecting those aged less than 5

High cost of transportation

Food Security

Btihet Elwafedine

Bread: 50 SYP
 Rice: 500 SYP
 Lentils: 650 SYP
 Sugar: 350 SYP
 Cooking oil: 650 SYP

- Public bakeries
- No difficulties reported
- Private bakeries unavailable

Duma

Bread: no info
 Rice: 1700 SYP
 Lentils: 1100 SYP
 Sugar: 3500 SYP
 Cooking oil: 4200 SYP

- Shops
- No difficulties reported
- 1 to 10

Shafuniyeh

Bread: no info
 Rice: 1350 SYP
 Lentils: 1300 SYP
 Sugar: 2500 SYP
 Cooking oil: 2000 SYP

- Shops
- High price of electricity/fuel
 Insufficient electricity/fuel
- Private bakeries unavailable

Main challenges to obtaining food

- No challenges
- Some foods unavailable
- Local production decreased
- Lack of access to markets
- Some foods expensive
- Lack of resources to buy food
- Lack of access to fuel
- Cooking fuel unavailable
- No information

Bread (public): 1 pack
 Rice: 1kg
 Lentils: 1kg
 Sugar: 1kg
 Cooking oil: 1 litre

Access to bread

Most common source of bread

Most common barriers to accessing bread

Number of days, per month, where bread from private bakeries was unavailable

Ghizlaniyyeh, Rural Damascus Governorate

October 2017

Displacement

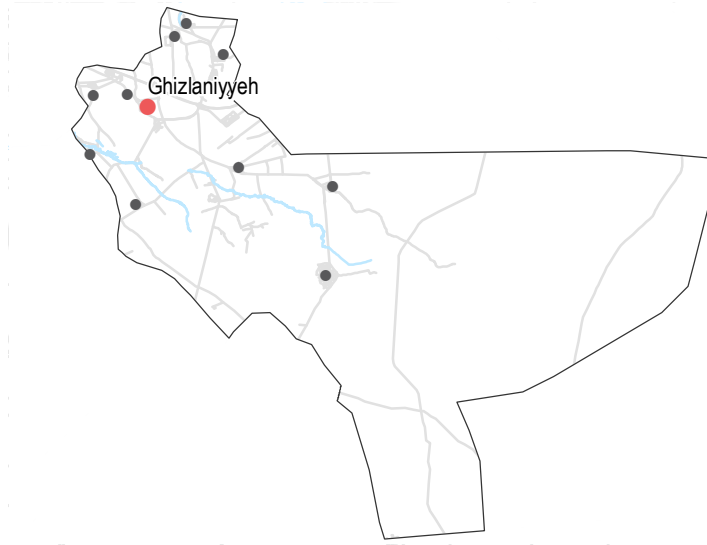
- % of pre-conflict population remaining
- % of population that are female
- % of female-headed households
- IDPs living in village
- New IDP arrivals
- Returnees

Ghizlaniyyeh

76-100% 51-75% 1-25%

Yes No No

• 1/11 community assessed : Ghizlaniyyeh



NFIs

Ghizlaniyyeh

B 3000 SYP 2500 SYP

C NA 10500 SYP

D 210 SYP NA

F 64000 SYP NA

Most common electricity source

- Main network
- Generator
- No source
- Solar alternative
- No information

Fuel Prices (SYP)*

- B** Butane (cannister)
- C** Coal (1kg)
- D** Diesel (1 litre)
- F** Firewood (1 tonne)

NFI Prices (SYP)*

- Cement (50kg)
- Floor mat (3*4m)
- Plastic tarpaulin (1m²)
- Tent (5 persons)

NA: not available for purchase

Shelter

- Most common shelter
- Independent apartment or house
 - Shared apartment or house
 - Unfinished apartment or house
 - Tent
 - Private space not for shelter
 - Cave/natural shelter
 - Collective public space not for shelter
 - No IDPs
 - No information
- Min - Max: rent paid per room (where known)

Ghizlaniyyeh

NDPs IDPs

1400 - 1700 SYP

Livelihoods

Most common sources of income

Ghizlaniyyeh

Stable employment
Farm owning
Business/trade

Most common strategies used to cope with lack of income / resources

Borrowing from family/friends

Ghizlaniyyeh

No lack of fuel

Most common strategies used to cope with a lack of fuel

Ghizlaniyyeh, Rural Damascus Governorate

October 2017

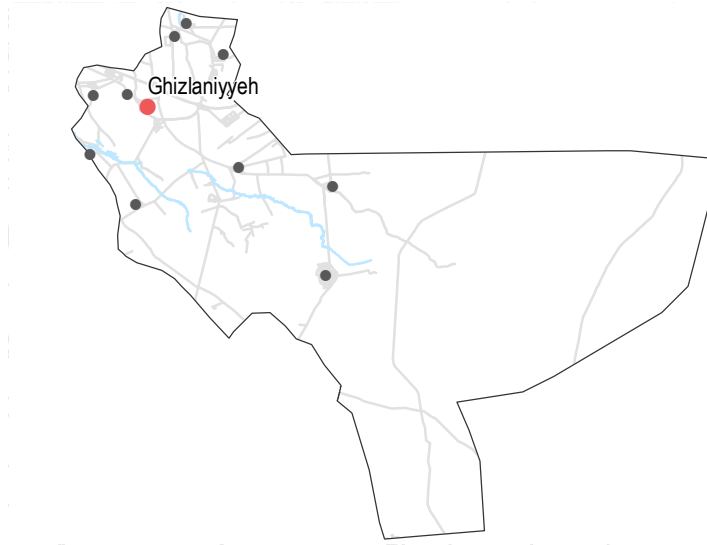
WASH

- Most common water source
- Status of water source
- Water is safe to drink
 - Water tastes/smells bad
 - People sick after drinking
 - No information
- Sufficiency of available water to meet household needs
- Sufficient
 - Insufficient
 - No information
- Most common method of garbage disposal

Ghizlaniyyeh

- Network
- Disposed at designated site

• 1/11 community assessed : Ghizlaniyyeh



Food Security

Ghizlaniyyeh

- Bread: 50 SYP
- Rice: 550 SYP
- Lentils: 550 SYP
- Sugar: 375 SYP
- Cooking oil: 1750 SYP
- Public bakeries
- No difficulties reported
- Private bakeries unavailable

Main challenges to obtaining food

- No challenges
- Some foods unavailable
- Local production decreased
- Lack of access to markets
- Some foods expensive
- Lack of resources to buy food
- Lack of access to fuel
- Cooking fuel unavailable
- No information

Bread (public): 1 pack
 Rice: 1kg
 Lentils: 1kg
 Sugar: 1kg
 Cooking oil: 1 litre

Access to bread

- Most common source of bread
- Most common barriers to accessing bread
- Number of days, per month, where bread from private bakeries was unavailable

Education

- Status of primary schools in village
- Functioning
 - Not functioning
 - Not available
 - No information
- Barriers to accessing education services

Ghizlaniyyeh

Most children accessed education

Health

Most common health problems

Communicable diseases
 Chronic diseases

Most common barriers to accessing healthcare

No difficulties reported

Ghizlaniyyeh

Hajar Aswad, Rural Damascus Governorate

October 2017

Displacement

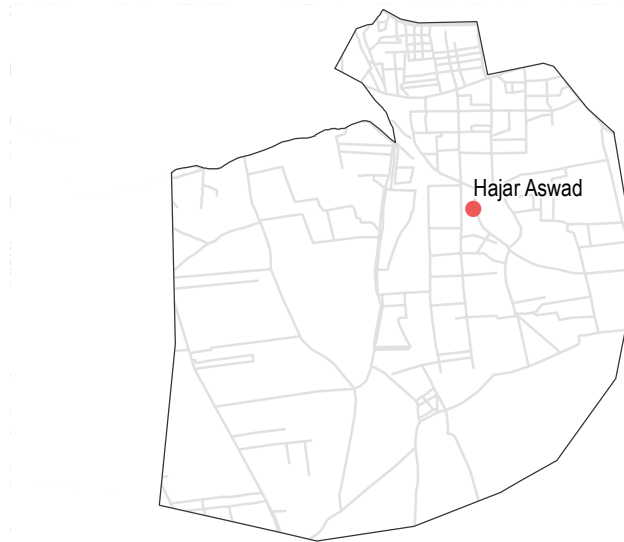
- % of pre-conflict population remaining
- % of population that are female
- % of female-headed households
- IDPs living in village
- New IDP arrivals
- Returnees

Hajar Aswad

1-25% 1-25% 1-25%

Yes No No

• 1/1 community assessed : Hajar Aswad



NFIs

Hajar Aswad

- B** 3200 SYP NA
- C** 450 SYP NA
- D** 400 SYP NA
- F** 80000 SYP NA

- Most common electricity source
- Main network
 - Generator
 - No source
 - Solar alternative
 - No information

- Fuel Prices (SYP)*
- B** Butane (cannister)
 - C** Coal (1kg)
 - D** Diesel (1 litre)
 - F** Firewood (1 tonne)

- NFI Prices (SYP)*
- Cement (50kg)
 - Floor mat (3*4m)
 - Plastic tarpaulin (1m²)
 - Tent (5 persons)
- NA: not available for purchase

Shelter

- Most common shelter
- Independent apartment or house
 - Shared apartment or house
 - Unfinished apartment or house
 - Tent
 - Private space not for shelter
 - Cave/natural shelter
 - Collective public space not for shelter
 - No IDPs
 - No information
- Min - Max: rent paid per room (where known)

Hajar Aswad

NDPs IDPs

No info

Livelihoods

Most common sources of income

Hajar Aswad

- Daily employment
- Sale of humanitarian aid
- Cash items

Most common strategies used to cope with lack of income / resources

- Children sent to work/beg
- Borrowing from family/friends
- Reducing meal size

Hajar Aswad

- Burning furniture not in use
- Burning plastics
- Burning waste

Most common strategies used to cope with a lack of fuel

Hajar Aswad, Rural Damascus Governorate

October 2017

WASH

Most common water source

Status of water source

- Water is safe to drink
- Water tastes/smells bad
- People sick after drinking
- No information

Sufficiency of available water to meet household needs

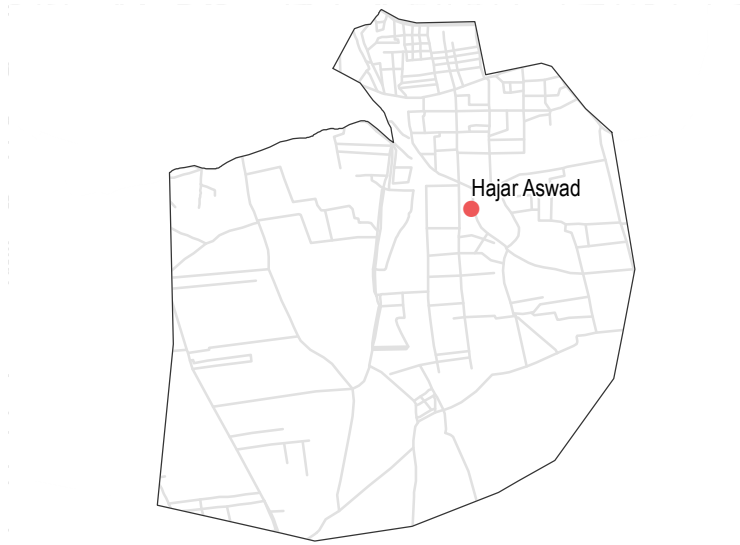
- Sufficient
- Insufficient
- No information

Most common method of garbage disposal

Hajar Aswad

- Closed well
- Buried / burned

• 1/1 community assessed : Hajar Aswad



Food Security

Hajar Aswad



Bread: no info
Rice: 400 SYP
Lentils: 250 SYP
Sugar: 400 SYP
Cooking oil: 700 SYP

Shops

No difficulties reported

21 or more

Main challenges to obtaining food

- No challenges
- Some foods unavailable
- Local production decreased
- Lack of access to markets
- Some foods expensive
- Lack of resources to buy food
- Lack of access to fuel
- Cooking fuel unavailable
- No information

Bread (public): 1 pack
Rice: 1kg
Lentils: 1 kg
Sugar: 1kg
Cooking oil: 1 litre

Access to bread

- Most common source of bread
- Most common barriers to accessing bread
- Number of days, per month, where bread from private bakeries was unavailable

Education

Status of primary schools in village

- Functioning
- Not functioning
- Not available
- No information

Barriers to accessing education services

Hajar Aswad

Most children accessed education

Health

Most common health problems

Chronic diseases
Injuries
Severe diseases affecting those aged less than 5

Most common barriers to accessing healthcare

Security concerns around travel
Security concerns around entering facilities

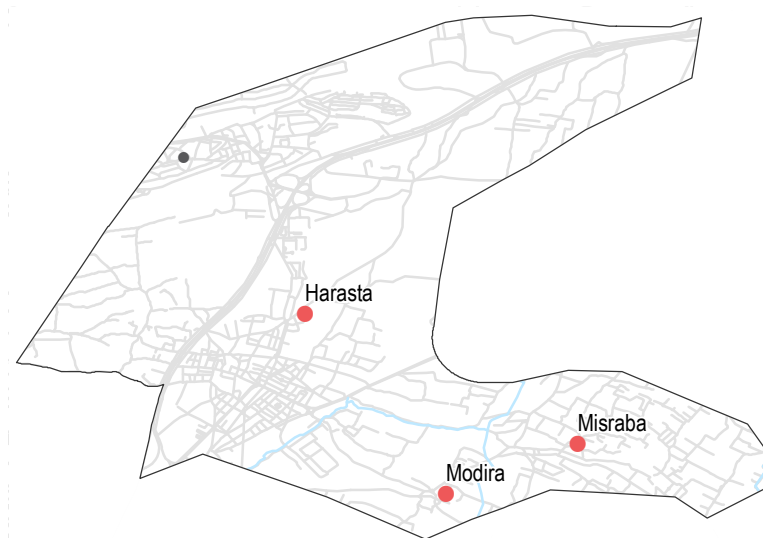
Hajar Aswad

Displacement

- % of pre-conflict population remaining
- % of population that are female
- % of female-headed households
- IDPs living in village
- New IDP arrivals
- Returnees

Harasta		
1-25%	1-25%	1-25%
Yes	No	No
Misraba		
51-75%	51-75%	1-25%
Yes	No	No
Modira		
51-75%	51-75%	1-25%
Yes	No	No

• 3/4 communities assessed : Harasta, Misraba, Modira



Shelter

- Independent apartment or house
- Shared apartment or house
- Unfinished apartment or house
- Tent
- Private space not for shelter
- Cave/natural shelter
- Collective public space not for shelter
- No IDPs
- No information
- Min - Max: rent paid per room (where known)

Harasta	
NDPs	IDPs
500 - 2000 SYP	
Misraba	
NDPs	IDPs
1500 - 3500 SYP	
Modira	
NDPs	IDPs
1000 - 1500 SYP	

Livelihoods

Most common sources of income

Most common strategies used to cope with lack of income / resources

Community	Most common sources of income	Most common strategies used to cope with lack of income / resources
Harasta	Stable employment Farm owning Business/trade	Borrowing from family/friends High risk/illegal work Skipping meals
Misraba	Stable employment Daily employment Business/trade	Borrowing from family/friends High risk/illegal work Selling household assets
Modira	Stable employment Daily employment Business/trade	Borrowing from family/friends High risk/illegal work Selling household assets

NFIs

Harasta

B NA	NA
C NA	NA
D 3500 SYP	1500 SYP
F 200000 SYP	NA

Misraba

B NA	NA
C NA	NA
D 2400 SYP	300 SYP
F 200000 SYP	NA

Modira

B NA	NA
C NA	NA
D 2400 SYP	300 SYP
F 200000 SYP	NA

Most common electricity source

- Main network
- Generator
- No source
- Solar alternative
- No information

Fuel Prices (SYP)*

- B** Butane (cannister)
- C** Coal (1kg)
- D** Diesel (1 litre)
- F** Firewood (1 tonne)

NFI Prices (SYP)*

- Cement (50kg)
- Floor mat (3*4m)
- Plastic tarpaulin (1m²)
- Tent (5 persons)

NA: not available for purchase

Most common strategies used to cope with a lack of fuel

Harasta
 Burning productive assets
 Burning plastics
 Burning waste

Misraba
 Burning productive assets
 Burning plastics
 Burning waste

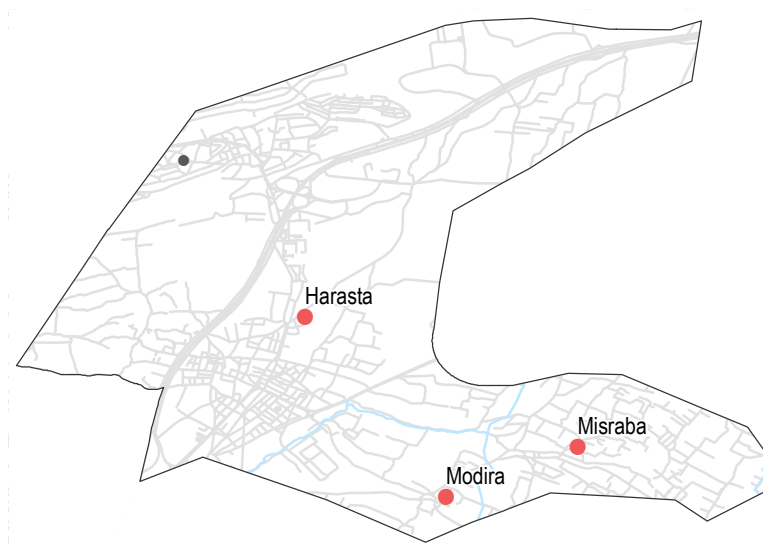
Modira
 Burning productive assets
 Burning plastics
 Burning waste

WASH

- Most common water source
- Status of water source
- Water is safe to drink
 - Water tastes/smells bad
 - People sick after drinking
 - No information
- Sufficiency of available water to meet household needs
- Sufficient
 - Insufficient
 - No information
- Most common method of garbage disposal

- Harasta**
- Water trucking
 - Public free collection
- Misraba**
- Water trucking
 - Public free collection
- Modira**
- Water trucking
 - Public free collection

• 3/4 communities assessed : Harasta, Misraba, Modira



Education

- Status of primary schools in village
- Functioning
 - Not functioning
 - Not available
 - No information
- Barriers to accessing education services
- Harasta**
- Most children accessed education

Modira

Most children accessed education

Misraba

Most children accessed education

Health

	Most common health problems	Most common barriers to accessing healthcare
Harasta	Communicable diseases Chronic diseases Injuries	Security concerns around travel Disability/Injuries/Illness Security concerns around entering facilities
Misraba	Diarrhoea Chronic diseases Injuries	Old age Disability/Injuries/Illness Security concerns around entering facilities
Modira	Communicable diseases Chronic diseases Injuries	Old age Disability/Injuries/Illness Security concerns around entering facilities

Food Security

Harasta

- Bread: no info
- Rice: 1700 SYP
- Lentils: 1100 SYP
- Sugar: 3500 SYP
- Cooking oil: 4200 SYP
- Shops
- No difficulties reported
- 1 to 10

Misraba

- Bread: no info
- Rice: 1200 SYP
- Lentils: 700 SYP
- Sugar: 1200 SYP
- Cooking oil: 1400 SYP
- Shops
- No difficulties reported
- 1 to 10

Modira

- Bread: no info
- Rice: 1200 SYP
- Lentils: 700 SYP
- Sugar: 1200 SYP
- Cooking oil: 1400 SYP
- Shops
- No difficulties reported
- Private bakeries unavailable

Main challenges to obtaining food

- No challenges
- Some foods unavailable
- Local production decreased
- Lack of access to markets
- Some foods expensive
- Lack of resources to buy food
- Lack of access to fuel
- Cooking fuel unavailable
- No information
- Bread (public): 1 pack
- Rice: 1kg
- Lentils: 1 kg
- Sugar: 1kg
- Cooking oil: 1 litre
- Access to bread
- Most common source of bread
- Most common barriers to accessing bread
- Number of days, per month, where bread from private bakeries was unavailable

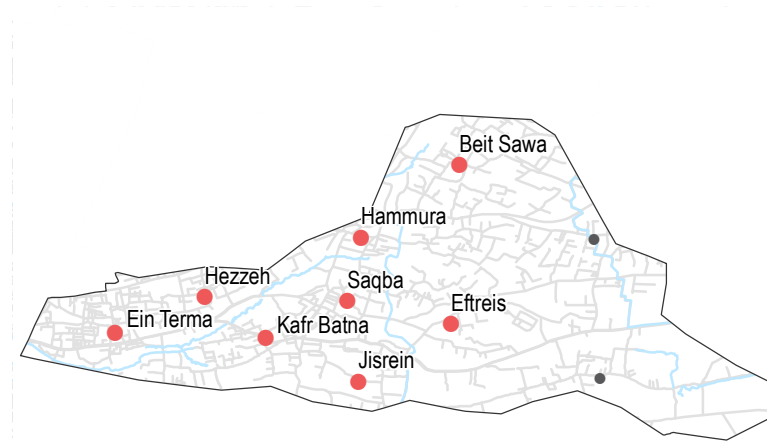
Kafr Batna 1/2, Rural Damascus Governorate

October 2017

Displacement

% of pre-conflict population remaining	1-25%	1-25%	1-25%
% of population that are female	Yes	No	No
% of female-headed households	1-25%	1-25%	1-25%
IDPs living in village	Yes	No	No
New IDP arrivals	Yes	No	No
Returnees	Yes	No	No

• 8/8 communities assessed (4 communities are shown on the next factsheet): Beit Sawa, Eftreis, Ein Terma, Hammura



NFIs

Beit Sawa	Hammura	Most common electricity source	
B NA	B NA		Main network
C NA	C NA		Generator
D 3500 SYP	D 3500 SYP		No source
F 210000 SYP	F 200000 SYP	Solar alternative	
X No information		No information	
Eftreis		Fuel Prices (SYP)*	
B NA		B Butane (cannister)	
C NA		C Coal (1kg)	
D 3500 SYP		D Diesel (1 litre)	
F 220000 SYP		F Firewood (1 tonne)	
Ein Terma		NFI Prices (SYP)*	
B NA		Cement (50kg)	
C NA		Floor mat (3*4m)	
D 3500 SYP		Plastic tarpaulin (1m²)	
F 200000 SYP		Tent (5 persons)	
		NA: not available for purchase	

Shelter

Most common shelter Independent apartment or house Shared apartment or house Unfinished apartment or house Tent Private space not for shelter Cave/natural shelter Collective public space not for shelter No IDPs No information Min - Max: rent paid per room (where known)	Beit Sawa	Hammura
	NDPs	NDPs
	IDPs	IDPs
	1500 - 1800 SYP	2000 - 3000 SYP
	Eftreis	
	NDPs	IDPs
	1500 - 1800 SYP	
	Ein Terma	
	NDPs	IDPs
	No info	

Livelihoods

	Most common sources of income	Most common strategies used to cope with lack of income / resources
Beit Sawa	Daily employment High risk/illegal work	Skipping meals Reducing meal size
Eftreis	Daily employment High risk/illegal work	Skipping meals Reducing meal size
Ein Terma	Stable employment Farm owning Business/trade	Borrowing from family/friends High risk/illegal work Selling household assets
Hammura	Stable employment Farm owning Business/trade	Borrowing from family/friends High risk/illegal work Skipping meals

Beit Sawa

Cutting trees
Burning furniture not in use
Burning productive assets

Eftreis

Cutting trees
Burning furniture not in use
Burning productive assets

Ein Terma

Burning productive assets
Burning plastics
Burning waste

Hammura

Burning productive assets
Burning plastics
Burning waste

Most common strategies used to cope with a lack of fuel

Kafr Batna 1/2, Rural Damascus Governorate

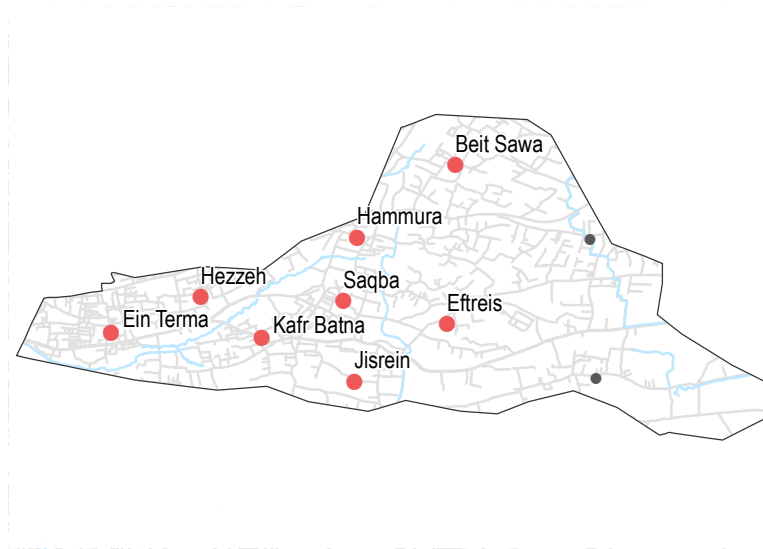
October 2017

WASH

- Most common water source**
- Status of water source**
- Water is safe to drink
 - Water tastes/smells bad
 - People sick after drinking
 - No information
- Sufficiency of available water to meet household needs**
- Sufficient
 - Insufficient
 - No information
- Most common method of garbage disposal**

- Beit Sawa**
- Closed well
 - Public free collection
- Eftreis**
- Closed well
 - Public free collection
- Ein Terma**
- Water trucking
 - Public free collection
- Hammura**
- Water trucking
 - Public free collection

• 8/8 communities assessed (4 communities are shown on the next factsheet): Beit Sawa, Eftreis, Ein Terma, Hammura



Education

- Status of primary schools in village**
- Functioning
 - Not functioning
 - Not available
 - No information
- Barriers to accessing education services**
- Beit Sawa**
- Most children accessed education

- Ein Terma**
- Most children accessed education
- Hammura**
- Most children accessed education

- Eftreis**
- Most children accessed education

Health

- Most common health problems**
- Most common barriers to accessing healthcare**

Community	Most common health problems	Most common barriers to accessing healthcare
Beit Sawa	Injuries Acute respiratory infections Malnutrition	No facilities in the area
Eftreis	Injuries Acute respiratory infections Malnutrition	No difficulties reported
Ein Terma	Communicable diseases Chronic diseases Injuries	Security concerns around travel Disability/Injuries/Illness Security concerns around entering facilities
Hammura	Communicable diseases Chronic diseases Injuries	Security concerns around travel Disability/Injuries/Illness Security concerns around entering facilities

Food Security

- Beit Sawa**
- Bread: no info
 - Rice: 1700 SYP
 - Lentils: 1100 SYP
 - Sugar: 3500 SYP
 - Cooking oil: 4200 SYP
- Shops**
- No difficulties reported
 - Private bakeries unavailable
- Eftreis**
- Bread: no info
 - Rice: 1700 SYP
 - Lentils: 1100 SYP
 - Sugar: 3500 SYP
 - Cooking oil: 4200 SYP
- Shops**
- No difficulties reported
 - Private bakeries unavailable
- Ein Terma**
- Bread: no info
 - Rice: 1700 SYP
 - Lentils: 1100 SYP
 - Sugar: 3500 SYP
 - Cooking oil: 4200 SYP
- Shops**
- No difficulties reported
 - Private bakeries unavailable
- Hammura**
- Bread: no info
 - Rice: 1700 SYP
 - Lentils: 1100 SYP
 - Sugar: 3500 SYP
 - Cooking oil: 4200 SYP
- Shops**
- No difficulties reported
 - 1 to 10

- Main challenges to obtaining food**
- No challenges
 - Some foods unavailable
 - Local production decreased
 - Lack of access to markets
 - Some foods expensive
 - Lack of resources to buy food
 - Lack of access to fuel
 - Cooking fuel unavailable
 - No information
- Bread (public): 1 pack**
- Rice: 1kg**
- Lentils: 1kg**
- Sugar: 1kg**
- Cooking oil: 1 litre**
- Access to bread**
- Most common source of bread
 - Most common barriers to accessing bread
 - Number of days, per month, where bread from private bakeries was unavailable

Kafr Batna 2/2, Rural Damascus Governorate

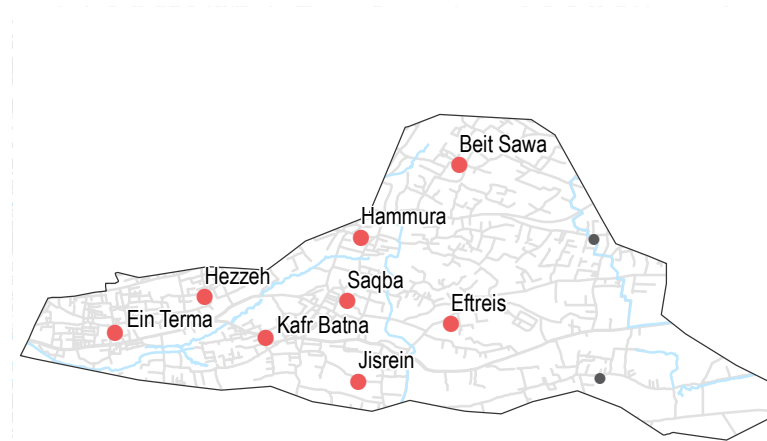
October 2017

Displacement

- % of pre-conflict population remaining
- % of population that are female
- % of female-headed households
- IDPs living in village
- New IDP arrivals
- Returnees

Community	% of pre-conflict population remaining	% of population that are female	% of female-headed households	IDPs living in village	New IDP arrivals	Returnees
Hezzeh	26-50%	1-25%	1-25%	Yes	No	No
Jisrein	51-75%	51-75%	1-25%	Yes	No	No
Kafr Batna	26-50%	26-50%	1-25%	Yes	No	No
Saqba	26-50%	26-50%	1-25%	Yes	No	No

• 8/8 communities assessed (4 communities are shown on the previous factsheet): Hezzeh, Jisrein, Kafr Batna, Saqba



Shelter

- Independent apartment or house
- Shared apartment or house
- Unfinished apartment or house
- Tent
- Private space not for shelter
- Cave/natural shelter
- Collective public space not for shelter
- No IDPs
- No information
- Min - Max: rent paid per room (where known)

Community	Most common shelter	NDPs	IDPs	Min - Max: rent paid per room (where known)
Hezzeh	Independent apartment or house	1500 - 1800 SYP	1500 - 1800 SYP	1500 - 1800 SYP
Saqba	Independent apartment or house	1500 - 3500 SYP	1500 - 3500 SYP	1500 - 3500 SYP
Jisrein	Independent apartment or house	750 - 1500 SYP	750 - 1500 SYP	750 - 1500 SYP
Kafr Batna	Independent apartment or house	1500 - 1800 SYP	1500 - 1800 SYP	1500 - 1800 SYP

Livelihoods

- Most common sources of income
- Most common strategies used to cope with lack of income / resources

Community	Most common sources of income	Most common strategies used to cope with lack of income / resources
Hezzeh	Daily employment High risk/illegal work	Skipping meals Reducing meal size
Jisrein	Stable employment Farm owning Business/trade	Borrowing from family/friends High risk/illegal work Looking for food in garbage
Kafr Batna	High risk/illegal work Farm owning Business/trade	Borrowing from family/friends Skipping meals Reducing meal size
Saqba	Stable employment Farm owning Business/trade	Borrowing from family/friends High risk/illegal work Selling household assets

NFIs

Community	Most common electricity source	Fuel Prices (SYP)*	NFI Prices (SYP)*
Hezzeh	B NA C NA D 3500 SYP F 220000 SYP	B NA C NA D 3500 SYP F 200000 SYP	B NA C NA D 3500 SYP F 220000 SYP
Saqba	B NA C NA D 3500 SYP F 200000 SYP	B NA C NA D 1500 SYP F NA	B NA C NA D 1500 SYP F NA
Jisrein	B NA C NA D 3500 SYP F 200000 SYP	B NA C NA D 1500 SYP F NA	B NA C NA D 3500 SYP F 220000 SYP
Kafr Batna	B NA C NA D 3500 SYP F 220000 SYP	B NA C NA D 3500 SYP F NA	B NA C NA D 3500 SYP F 220000 SYP

- Most common electricity source
- Main network
- Generator
- No source
- Solar alternative
- No information
- Fuel Prices (SYP)*
- B** Butane (cannister)
- C** Coal (1kg)
- D** Diesel (1 litre)
- F** Firewood (1 tonne)
- NFI Prices (SYP)*
- Cement (50kg)
- Floor mat (3*4m)
- Plastic tarpaulin (1m²)
- Tent (5 persons)
- NA: not available for purchase

Community	Most common strategies used to cope with a lack of fuel
Hezzeh	Cutting trees Burning furniture not in use Burning productive assets
Jisrein	Burning productive assets Burning plastics Burning waste
Saqba	Burning productive assets Burning plastics Burning waste
Kafr Batna	Cutting trees Burning furniture not in use Burning productive assets

Kafr Batna 2/2, Rural Damascus Governorate

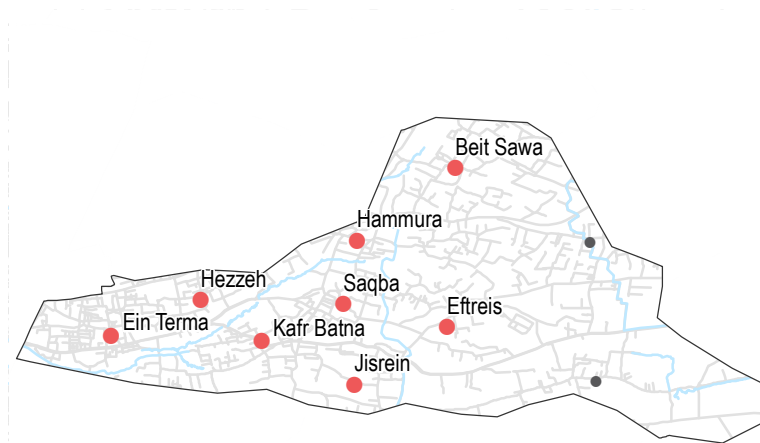
October 2017

WASH

- Most common water source**
- Status of water source**
- Water is safe to drink
 - Water tastes/smells bad
 - People sick after drinking
 - No information
- Sufficiency of available water to meet household needs**
- Sufficient
 - Insufficient
 - No information
- Most common method of garbage disposal**

- Hezzeh**
- Closed well
 - Public free collection
- Jisrein**
- Water trucking
 - Public free collection
- Kafr Batna**
- Closed well
 - Public free collection
- Saqba**
- Water trucking
 - Public free collection

• 8/8 communities assessed (4 communities are shown on the previous factsheet): Hezzeh, Jisrein, Kafr Batna, Saqba



Education

- Status of primary schools in village**
- Functioning
 - Not functioning
 - Not available
 - No information
- Barriers to accessing education services**
- Hezzeh**
Most children accessed education
- Jisrein**
Most children accessed education

- Kafr Batna**
Most children accessed education
- Saqba**
Most children accessed education

Health

	Most common health problems	Most common barriers to accessing healthcare
Hezzeh	Injuries Acute respiratory infections Malnutrition	No difficulties reported
Jisrein	Communicable diseases Chronic diseases Injuries	Security concerns around travel Disability/Injuries/Illness Security concerns around entering facilities
Kafr Batna	Injuries Acute respiratory infections Malnutrition	No difficulties reported
Saqba	Communicable diseases Chronic diseases Injuries	Security concerns around travel Disability/Injuries/Illness Security concerns around entering facilities

Food Security

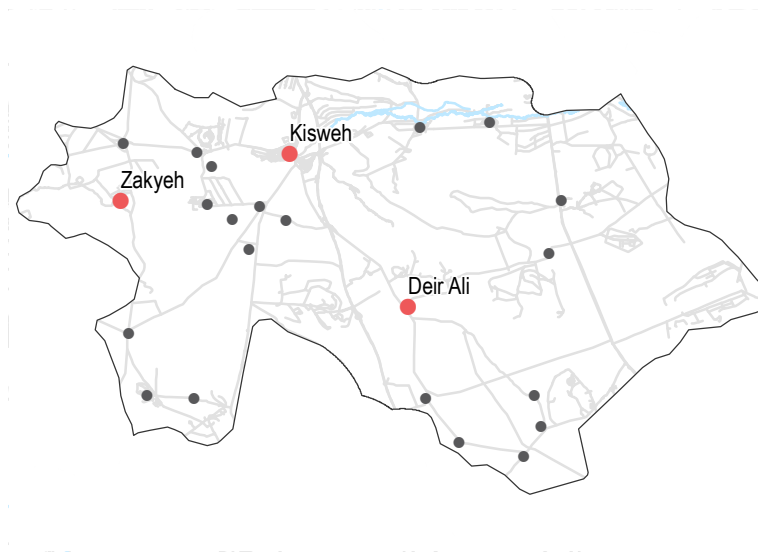
- Hezzeh**
- Bread: no info
 - Rice: 1700 SYP
 - Lentils: 1100 SYP
 - Sugar: 3500 SYP
 - Cooking oil: 4200 SYP
 - Shops
 - No difficulties reported
 - 11 to 20
- Jisrein**
- Bread: no info
 - Rice: 1700 SYP
 - Lentils: 1100 SYP
 - Sugar: 3500 SYP
 - Cooking oil: 4200 SYP
 - Private bakeries
 - No difficulties reported
 - 0
- Kafr Batna**
- Bread: no info
 - Rice: 1700 SYP
 - Lentils: 1100 SYP
 - Sugar: 3500 SYP
 - Cooking oil: 4200 SYP
 - Shops
 - No difficulties reported
 - 11 to 20
- Saqba**
- Bread: no info
 - Rice: 1700 SYP
 - Lentils: 1100 SYP
 - Sugar: 3500 SYP
 - Cooking oil: 4200 SYP
 - Shops
 - No difficulties reported
 - 1 to 10
- Main challenges to obtaining food**
- No challenges
 - Some foods unavailable
 - Local production decreased
 - Lack of access to markets
 - Some foods expensive
 - Lack of resources to buy food
 - Lack of access to fuel
 - Cooking fuel unavailable
 - No information
- Bread (public): 1 pack
Rice: 1kg
Lentils: 1kg
Sugar: 1kg
Cooking oil: 1 litre
- Access to bread
- Most common source of bread
 - Most common barriers to accessing bread
 - Number of days, per month, where bread from private bakeries was unavailable

Displacement

- % of pre-conflict population remaining
- % of population that are female
- % of female-headed households
- IDPs living in village
- New IDP arrivals
- Returnees

Deir Ali		Kisweh		Zakyeh	
76-100%	51-75%	76-100%	26-50%	76-100%	51-75%
Yes	No	Yes	No	Yes	No
No	No	No	No	No	No

• 3/23 communities assessed : Deir Ali, Kisweh, Zakyeh



Shelter

- Independent apartment or house
 - Shared apartment or house
 - Unfinished apartment or house
 - Tent
 - Private space not for shelter
 - Cave/natural shelter
 - Collective public space not for shelter
 - No IDPs
 - No information
- Min - Max: rent paid per room (where known)

Deir Ali		Kisweh		Zakyeh	
NDPs	IDPs	NDPs	IDPs	NDPs	IDPs
1300 - 1700 SYP		5000 - 6400 SYP		2500 - 5000 SYP	

Livelihoods

Most common sources of income

Most common strategies used to cope with lack of income / resources

Community	Most common sources of income	Most common strategies used to cope with lack of income / resources
Deir Ali	Stable employment Farm owning Business/trade	Borrowing from family/friends
Kisweh	Stable employment Daily employment Farm owning	Children sent to work/beg Borrowing from family/friends Skipping meals
Zakyeh	Stable employment Daily employment Business/trade	Children sent to work/beg Borrowing from family/friends

NFIs

Deir Ali

B 3000 SYP	2500 SYP
C NA	10500 SYP
D 215 SYP	NA
F 63000 SYP	NA

Kisweh

B 2850 SYP	2300 SYP
C 450 SYP	1100 SYP
D 320 SYP	3000 SYP
F 75000 SYP	9500 SYP

Zakyeh

B 3000 SYP	2800 SYP
C 450 SYP	2500 SYP
D 350 SYP	3000 SYP
F 55000 SYP	NA

Most common electricity source

- Main network
- Generator
- No source
- Solar alternative
- No information

Fuel Prices (SYP)*

- B** Butane (cannister)
- C** Coal (1kg)
- D** Diesel (1 litre)
- F** Firewood (1 tonne)

NFI Prices (SYP)*

- Cement (50kg)
- Floor mat (3*4m)
- Plastic tarpaulin (1m²)
- Tent (5 persons)

NA: not available for purchase

Deir Ali

No lack of fuel

Kisweh

No lack of fuel

Zakyeh

Cutting trees

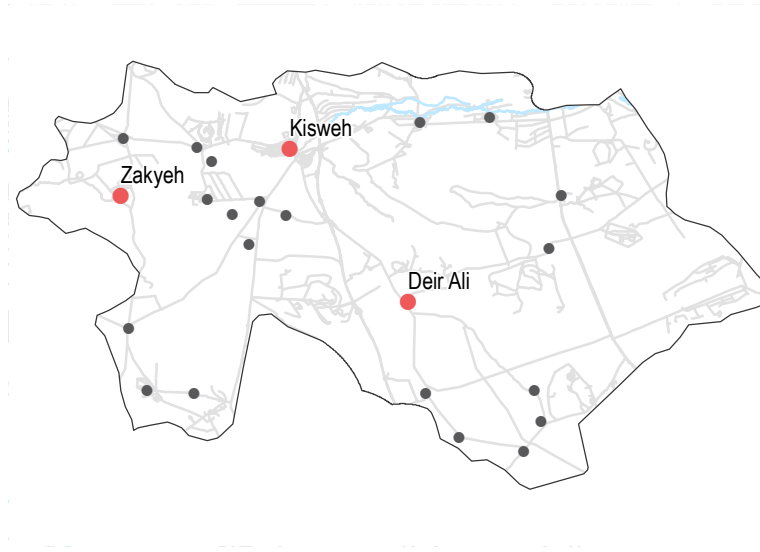
Most common strategies used to cope with a lack of fuel

WASH

- Most common water source**
- Status of water source**
- Water is safe to drink
 - Water tastes/smells bad
 - People sick after drinking
 - No information
- Sufficiency of available water to meet household needs**
- Sufficient
 - Insufficient
 - No information
- Most common method of garbage disposal**

- Deir Ali**
- Network
 - Disposed at designated site
- Kisweh**
- No consensus
 - Public free collection
- Zakyeh**
- Closed well
 - Public free collection

• 3/23 communities assessed : Deir Ali, Kisweh, Zakyeh



Education

- Status of primary schools in village**
- Functioning
 - Not functioning
 - Not available
 - No information
- Barriers to accessing education services**
- Deir Ali**
- Most children accessed education

Zakyeh

Most children accessed education

Kisweh

Most children accessed education

Health

- Most common health problems
- Most common barriers to accessing healthcare

Community	Most common health problems	Most common barriers to accessing healthcare
Deir Ali	Diarrhoea Communicable diseases Chronic diseases	No difficulties reported
Kisweh	Diarrhoea Chronic diseases Pregnancy related diseases	Security concerns around travel Security concerns around entering facilities Services are too expensive
Zakyeh	Chronic diseases Maternal health issues Severe diseases affecting those aged less than 5	Security concerns around travel Security concerns around entering facilities Services are too expensive

Food Security

Deir Ali

- Bread: 50 SYP
- Rice: 550 SYP
- Lentils: 500 SYP
- Sugar: 375 SYP
- Cooking oil: 1750 SYP
- Public bakeries
- No difficulties reported
- Private bakeries unavailable

Kisweh

- Bread: 63 SYP
- Rice: 525 SYP
- Lentils: 325 SYP
- Sugar: 363 SYP
- Cooking oil: 675 SYP
- Public bakeries
- No difficulties reported
- 0

Zakyeh

- Bread: no info
- Rice: 550 SYP
- Lentils: 350 SYP
- Sugar: 375 SYP
- Cooking oil: 650 SYP
- Private bakeries
- No difficulties reported
- 0

Main challenges to obtaining food

- No challenges
- Some foods unavailable
- Local production decreased
- Lack of access to markets
- Some foods expensive
- Lack of resources to buy food
- Lack of access to fuel
- Cooking fuel unavailable
- No information

Bread (public): 1 pack
 Rice: 1kg
 Lentils: 1kg
 Sugar: 1kg
 Cooking oil: 1 litre

- Access to bread**
- Most common source of bread
 - Most common barriers to accessing bread
 - Number of days, per month, where bread from private bakeries was unavailable

Madaya, Rural Damascus Governorate

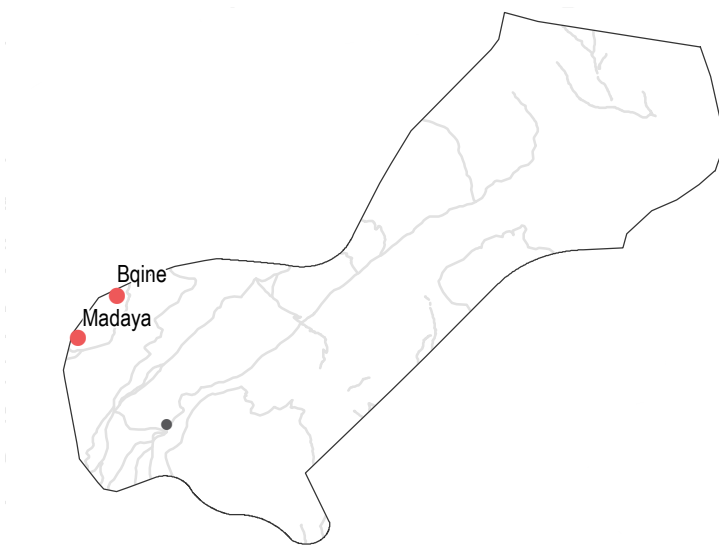
October 2017

Displacement

- % of pre-conflict population remaining
- % of population that are female
- % of female-headed households
- IDPs living in village
- New IDP arrivals
- Returnees

Bqine		
26-50%	26-50%	1-25%
Yes	No	No
Madaya		
51-75%	26-50%	1-25%
Yes	No	No

• 2/3 communities assessed : Bqine, Madaya



NFIs

Bqine

B 3000 SYP	NA
C 450 SYP	NA
D 375 SYP	NA
F 60000 SYP	NA

Madaya

B 3000 SYP	3000 SYP
C 450 SYP	NA
D 400 SYP	4000 SYP
F 60000 SYP	NA

- Most common electricity source
- Main network
 - Generator
 - No source
 - Solar alternative
 - No information

- Fuel Prices (SYP)*
- B** Butane (cannister)
 - C** Coal (1kg)
 - D** Diesel (1 litre)
 - F** Firewood (1 tonne)
- NFI Prices (SYP)*
- Cement (50kg)
 - Floor mat (3*4m)
 - Plastic tarpaulin (1m²)
 - Tent (5 persons)
- NA: not available for purchase

Shelter

- Most common shelter
- Independent apartment or house
 - Shared apartment or house
 - Unfinished apartment or house
 - Tent
 - Private space not for shelter
 - Cave/natural shelter
 - Collective public space not for shelter
 - No IDPs
 - No information
- Min - Max: rent paid per room (where known)

Bqine	
NDPs	IDPs
2500 - 5000 SYP	
Madaya	
NDPs	IDPs
2500 - 5000 SYP	

Livelihoods

Most common sources of income

Most common strategies used to cope with lack of income / resources

Bqine	Stable employment Daily employment Savings	Children sent to work/beg Borrowing from family/friends
Madaya	Stable employment Daily employment Savings	Children sent to work/beg Borrowing from family/friends

Bqine
No lack of fuel

Madaya
No lack of fuel

Most common strategies used to cope with a lack of fuel

Madaya, Rural Damascus Governorate

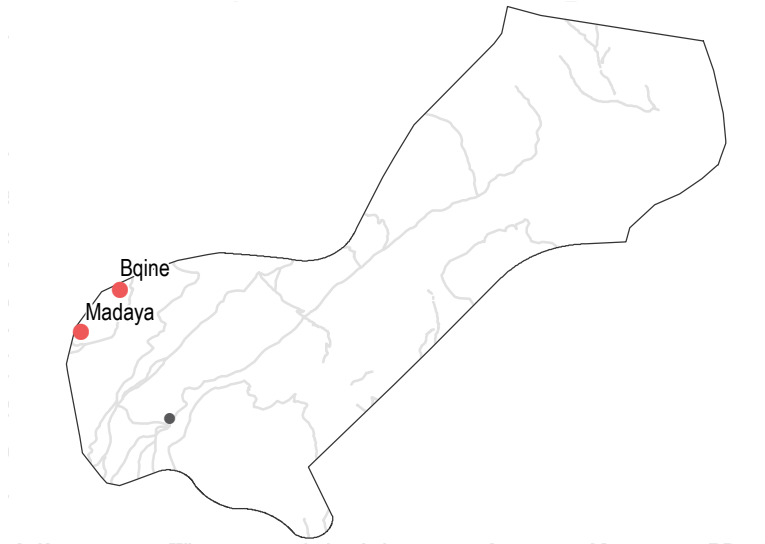
October 2017

WASH

- Most common water source
- Status of water source
 - Water is safe to drink
 - Water tastes/smells bad
 - People sick after drinking
 - No information
- Sufficiency of available water to meet household needs
 - Sufficient
 - Insufficient
 - No information
- Most common method of garbage disposal

- Bqine**
- Network
 - Public free collection
- Madaya**
- Network
 - Public free collection

• 2/3 communities assessed : Bqine, Madaya



Food Security

Bqine

- Bread: no info
- Rice: 500 SYP
- Lentils: 350 SYP
- Sugar: 375 SYP
- Cooking oil: 700 SYP
- Private bakeries
- No difficulties reported

Madaya

- Bread: no info
- Rice: 500 SYP
- Lentils: 350 SYP
- Sugar: 375 SYP
- Cooking oil: 700 SYP
- Private bakeries
- No difficulties reported

Main challenges to obtaining food

- No challenges
- Some foods unavailable
- Local production decreased
- Lack of access to markets
- Some foods expensive
- Lack of resources to buy food
- Lack of access to fuel
- Cooking fuel unavailable
- No information
- Bread (public): 1 pack
- Rice: 1kg
- Lentils: 1kg
- Sugar: 1kg
- Cooking oil: 1 litre

Access to bread

- Most common source of bread
- Most common barriers to accessing bread
- Number of days, per month, where bread from private bakeries was unavailable

Education

- Status of primary schools in village
 - Functioning
 - Not functioning
 - Not available
 - No information
- Barriers to accessing education services

Bqine
Most children accessed education

Madaya
Most children accessed education

Health

	Most common health problems	Most common barriers to accessing healthcare
Bqine	Chronic diseases Maternal health issues Severe diseases affecting those aged less than 5	Security concerns around travel Security concerns around entering facilities Services are too expensive
Madaya	Chronic diseases Maternal health issues Severe diseases affecting those aged less than 5	Security concerns around travel Security concerns around entering facilities Services are too expensive

Markaz Darayya, Rural Damascus Governorate

October 2017

Displacement

- % of pre-conflict population remaining
- % of population that are female
- % of female-headed households
- IDPs living in village
- New IDP arrivals
- Returnees

Madamiyet Elsham

- 1-25% 26-50% 1-25%
- Yes No No

• 1/2 community assessed : Madamiyet Elsham



NFIs

Madamiyet Elsham

- B** 3000 SYP 2500 SYP
- C** 450 SYP 1700 SYP
- D** 350 SYP 3000 SYP
- F** 85000 SYP NA

Most common electricity source

- Main network
- Generator
- No source
- Solar alternative
- No information

Fuel Prices (SYP)*

- B** Butane (cannister)
- C** Coal (1kg)
- D** Diesel (1 litre)
- F** Firewood (1 tonne)

NFI Prices (SYP)*

- Cement (50kg)
- Floor mat (3*4m)
- Plastic tarpaulin (1m²)
- Tent (5 persons)

NA: not available for purchase

Shelter

- Independent apartment or house
 - Shared apartment or house
 - Unfinished apartment or house
 - Tent
 - Private space not for shelter
 - Cave/natural shelter
 - Collective public space not for shelter
 - No IDPs
 - No information
- Min - Max: rent paid per room (where known)

Madamiyet Elsham

- NDPs IDPs
- 2500 - 5000 SYP

Livelihoods

Most common sources of income

Madamiyet Elsham

- Stable employment
- Daily employment
- Business/trade

Most common strategies used to cope with lack of income / resources

- Children sent to work/beg
- Borrowing from family/friends

Madamiyet Elsham

No lack of fuel

Most common strategies used to cope with a lack of fuel

Markaz Darayya, Rural Damascus Governorate

October 2017

WASH

- Most common water source
- Status of water source
- Water is safe to drink
 - Water tastes/smells bad
 - People sick after drinking
 - No information
- Sufficiency of available water to meet household needs
- Sufficient
 - Insufficient
 - No information
- Most common method of garbage disposal

Madamiyet Elsham

- Network
- Public free collection

• 1/2 community assessed : Madamiyet Elsham



Food Security

Madamiyet Elsham

- Bread: no info
- Rice: 500 SYP
- Lentils: 350 SYP
- Sugar: 375 SYP
- Cooking oil: 700 SYP
- Private bakeries
- No difficulties reported
- 0

Main challenges to obtaining food

- No challenges
- Some foods unavailable
- Local production decreased
- Lack of access to markets
- Some foods expensive
- Lack of resources to buy food
- Lack of access to fuel
- Cooking fuel unavailable
- No information
- Bread (public): 1 pack
- Rice: 1kg
- Lentils: 1kg
- Sugar: 1kg
- Cooking oil: 1 litre

Education

- Status of primary schools in village
- Functioning
 - Not functioning
 - Not available
 - No information
- Barriers to accessing education services
- Madamiyet Elsham
- Most children accessed education

Health

- Most common health problems
 - Chronic diseases
 - Injuries
 - Severe diseases affecting those aged less than 5
- Most common barriers to accessing healthcare
 - Security concerns around travel
 - Security concerns around entering facilities
 - Services are too expensive

Madamiyet Elsham

Nashabiyeh, Rural Damascus Governorate

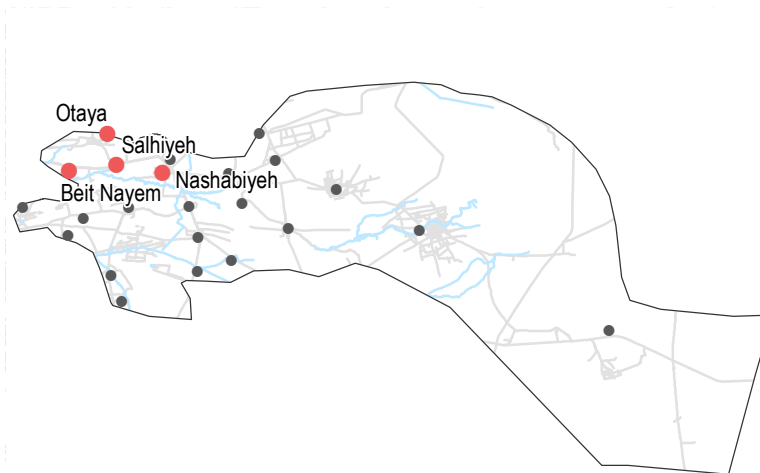
October 2017

Displacement

- % of pre-conflict population remaining
- % of population that are female
- % of female-headed households
- IDPs living in village
- New IDP arrivals
- Returnees

Beit Nayem		
1-25%	1-25%	None
Yes	No info	No
Nashabiyeh		
1-25%	1-25%	None
Yes	No	No
Otaya		
51-75%	51-75%	1-25%
Yes	No	No
Salhiyeh		
1-25%	1-25%	None
Yes	No info	No

•4/21 communities assessed : Beit Nayem, Nashabiyeh, Otaya, Salhiyeh



Shelter

- Independent apartment or house
- Shared apartment or house
- Unfinished apartment or house
- Tent
- Private space not for shelter
- Cave/natural shelter
- Collective public space not for shelter
- No IDPs
- No information
- Min - Max: rent paid per room (where known)

Beit Nayem		Salhiyeh	
NDPs	IDPs	NDPs	IDPs
No info		No info	
Nashabiyeh		Otaya	
NDPs	IDPs	NDPs	IDPs
No info		No info	

Livelihoods

Most common sources of income

Most common strategies used to cope with lack of income / resources

Community	Most common sources of income	Most common strategies used to cope with lack of income / resources
Beit Nayem	Daily employment High risk/illegal work	Skipping meals Reducing meal size
Nashabiyeh	Daily employment High risk/illegal work	Skipping meals Reducing meal size
Otaya	Daily employment Farm owning Business/trade	Reducing meal size
Salhiyeh	Daily employment High risk/illegal work	Skipping meals Reducing meal size

NFIs

Community	Electricity	Fuel Prices (SYP)*	NFI Prices (SYP)*
Beit Nayem	B NA C NA D 3500 SYP F 200000 SYP	B NA C NA D 3500 SYP F 220000 SYP	B NA C NA D 3000 SYP F 250000 SYP
Nashabiyeh	B NA C NA D 3500 SYP F 220000 SYP	B NA C NA D 3500 SYP F 220000 SYP	B NA C NA D 3000 SYP F 250000 SYP
Otaya	B NA C NA D 3000 SYP F 250000 SYP	B NA C NA D 3000 SYP F 250000 SYP	B NA C NA D 3000 SYP F 250000 SYP
Salhiyeh	B NA C NA D 3500 SYP F 220000 SYP	B NA C NA D 3500 SYP F 220000 SYP	B NA C NA D 3000 SYP F 250000 SYP

- Most common electricity source
- Main network
 - Generator
 - No source
 - Solar alternative
 - No information
- Fuel Prices (SYP)*
- B** Butane (cannister)
 - C** Coal (1kg)
 - D** Diesel (1 litre)
 - F** Firewood (1 tonne)
- NFI Prices (SYP)*
- Cement (50kg)
 - Floor mat (3*4m)
 - Plastic tarpaulin (1m²)
 - Tent (5 persons)
- NA: not available for purchase

Most common strategies used to cope with a lack of fuel

Nashabiyeh, Rural Damascus Governorate

October 2017

WASH

Most common water source

Status of water source

- Water is safe to drink
- Water tastes/smells bad
- People sick after drinking
- No information

Sufficiency of available water to meet household needs

- Sufficient
- Insufficient
- No information

Most common method of garbage disposal

Beit Nayem

- Closed well
- Buried / burned

Nashabiyeh

- Closed well
- Buried / burned

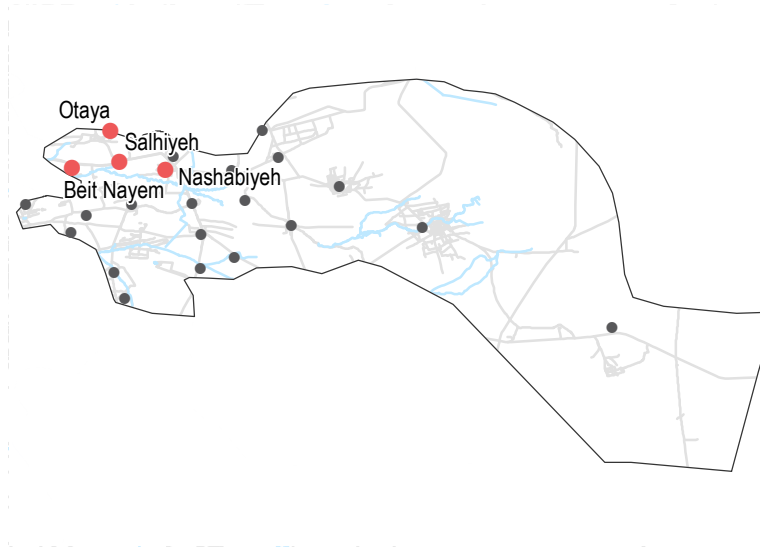
Otaya

- Open well
- Disposed at designated site

Salhiyeh

- Closed well
- Buried / burned

•4/21 communities assessed : Beit Nayem, Nashabiyeh, Otaya, Salhiyeh



Education

Status of primary schools in village

- Functioning
- Not functioning
- Not available
- No information

Barriers to accessing education services

Otaya

Most children accessed education

Salhiyeh

Some facilities destroyed

Beit Nayem

Some facilities destroyed

Nashabiyeh

Unsafe route to services

Health

Most common health problems

Most common barriers to accessing healthcare

Community	Most common health problems	Most common barriers to accessing healthcare
Beit Nayem	Injuries Acute respiratory infections Malnutrition	No facilities in the area
Nashabiyeh	Pregnancy related diseases Injuries Acute respiratory infections	No facilities in the area
Otaya	Acute respiratory infections Fever Severe diseases affecting those aged less than 5	High cost of transportation
Salhiyeh	Pregnancy related diseases Acute respiratory infections	No facilities in the area

Food Security

Beit Nayem

Bread: no info

Rice: 1700 SYP

Lentils: 1100 SYP

Sugar: 3500 SYP

Cooking oil: 4200 SYP

- Shops
- No difficulties reported
- Private bakeries unavailable

Nashabiyeh

Bread: no info

Rice: 1700 SYP

Lentils: 1100 SYP

Sugar: 3500 SYP

Cooking oil: 4200 SYP

- Shops
- No difficulties reported
- Private bakeries unavailable

Otaya

Bread: no info

Rice: 2000 SYP

Lentils: 1200 SYP

Sugar: 2000 SYP

Cooking oil: 2000 SYP

- Shops
- Wheat too expensive
- Private bakeries unavailable

Salhiyeh

Bread: no info

Rice: 1700 SYP

Lentils: 1100 SYP

Sugar: 3500 SYP

Cooking oil: 4200 SYP

- Shops
- No difficulties reported
- Private bakeries unavailable

Main challenges to obtaining food

- No challenges
- Some foods unavailable
- Local production decreased
- Lack of access to markets
- Some foods expensive
- Lack of resources to buy food
- Lack of access to fuel
- Cooking fuel unavailable
- No information

Bread (public): 1 pack

Rice: 1kg

Lentils: 1kg

Sugar: 1kg

Cooking oil: 1 litre

Access to bread

Most common source of bread

Most common barriers to accessing bread

Number of days, per month, where bread from private bakeries was unavailable

Qatana 1/2, Rural Damascus Governorate

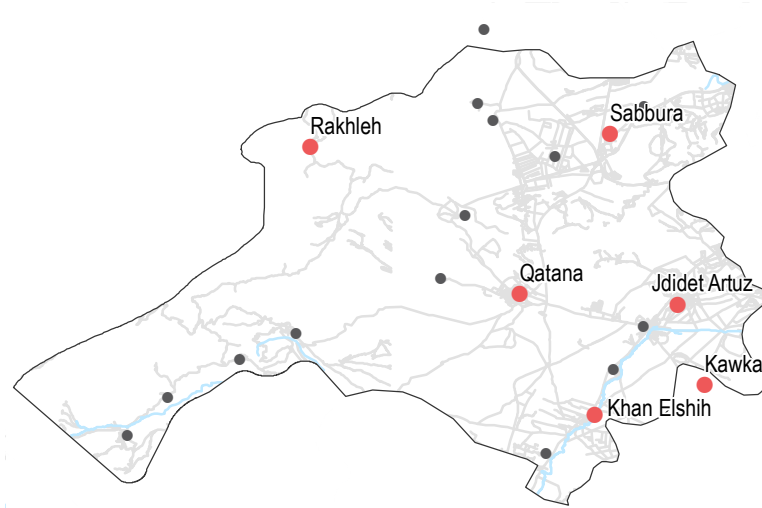
October 2017

Displacement

- % of pre-conflict population remaining
- % of population that are female
- % of female-headed households
- IDPs living in village
- New IDP arrivals
- Returnees

Jdidet Artuz		
76-100%	51-75%	1-25%
Yes	No	No
Kawkab		
76-100%	51-75%	1-25%
Yes	No	No
Khan Elshih		
26-50%	51-75%	1-25%
Yes	No	No

• 6/20 communities assessed (3 communities are shown on the next factsheet): Jdidet Artuz, Kawkab, Khan Elshih



NFIs

Jdidet Artuz

B 3000 SYP	2500 SYP
C NA	10500 SYP
D 215 SYP	3000 SYP
F 62000 SYP	NA

Kawkab

B 3000 SYP	NA
C NA	10500 SYP
D 215 SYP	NA
F 63000 SYP	NA

Khan Elshih

B 3000 SYP	NA
C 450 SYP	NA
D 400 SYP	NA
F 60000 SYP	NA

Most common electricity source

- Main network
- Generator
- No source
- Solar alternative
- No information

Fuel Prices (SYP)*

- B** Butane (cannister)
- C** Coal (1kg)
- D** Diesel (1 litre)
- F** Firewood (1 tonne)

NFI Prices (SYP)*

- Cement (50kg)
- Floor mat (3*4m)
- Plastic tarpaulin (1m²)
- Tent (5 persons)

NA: not available for purchase

Shelter

- Independent apartment or house
 - Shared apartment or house
 - Unfinished apartment or house
 - Tent
 - Private space not for shelter
 - Cave/natural shelter
 - Collective public space not for shelter
 - No IDPs
 - No information
- Min - Max: rent paid per room (where known)

Jdidet Artuz	
NDPs	IDPs
1400 - 1800 SYP	
Kawkab	
NDPs	IDPs
1300 - 1700 SYP	
Khan Elshih	
NDPs	IDPs
2500 - 5000 SYP	

Livelihoods

Most common sources of income

Most common strategies used to cope with lack of income / resources

Jdidet Artuz

Stable employment
Farm owning
Business/trade

Borrowing from family/friends

Kawkab

Stable employment
Farm owning
Business/trade

Borrowing from family/friends

Khan Elshih

Stable employment
Sale of humanitarian aid
Cash items

Children sent to work/beg
Borrowing from family/friends

Jdidet Artuz

No lack of fuel

Kawkab

No lack of fuel

Khan Elshih

Cutting trees
Burning plastics

Most common strategies used to cope with a lack of fuel

WASH

- Most common water source**
- Water is safe to drink
 - Water tastes/smells bad
 - People sick after drinking
 - No information
- Sufficiency of available water to meet household needs**
- Sufficient
 - Insufficient
 - No information
- Most common method of garbage disposal**
- Disposed at designated site

Jdidet Artuz

- Network
- Disposed at designated site

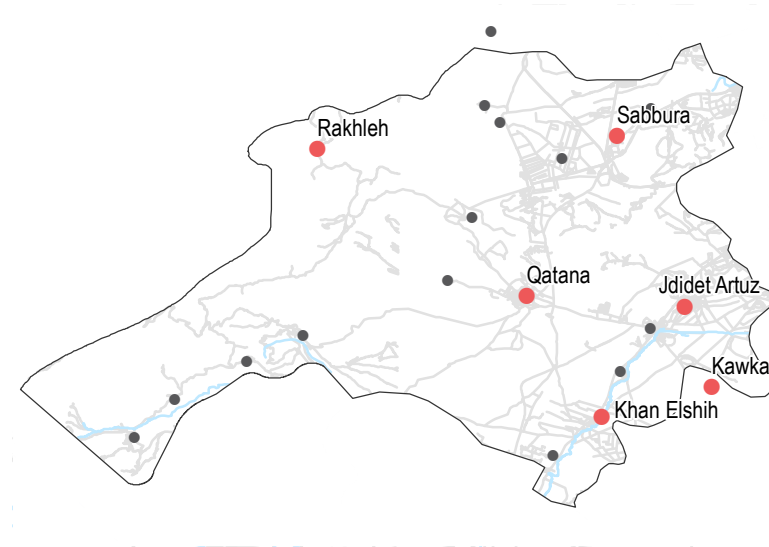
Kawkab

- Network
- Disposed at designated site

Khan Elshih

- Closed well
- Public free collection

• 6/20 communities assessed (3 communities are shown on the next factsheet): Jdidet Artuz, Kawkab, Khan Elshih



Education

- Status of primary schools in village**
- Functioning
 - Not functioning
 - Not available
 - No information
- Barriers to accessing education services**
- Most children accessed education

Khan Elshih

Most children accessed education

Jdidet Artuz

Most children accessed education

Kawkab

Most children accessed education

Health

Most common health problems

Most common barriers to accessing healthcare

Jdidet Artuz

Diarrhoea
Communicable diseases
Chronic diseases

No difficulties reported

Kawkab

Communicable diseases
Chronic diseases

No difficulties reported

Khan Elshih

Chronic diseases
Injuries
Severe diseases affecting those aged less than 5

Security concerns around travel
Security concerns around entering facilities

Food Security

Jdidet Artuz

- Public bakeries
 - No difficulties reported
 - Private bakeries unavailable
- Bread: 50 SYP
Rice: 550 SYP
Lentils: 550 SYP
Sugar: 355 SYP
Cooking oil: 1750 SYP

Kawkab

- Public bakeries
 - No difficulties reported
 - Private bakeries unavailable
- Bread: 50 SYP
Rice: 550 SYP
Lentils: 550 SYP
Sugar: 375 SYP
Cooking oil: 1750 SYP

Khan Elshih

- Shops
 - No difficulties reported
 - 0
- Bread: no info
Rice: 400 SYP
Lentils: 300 SYP
Sugar: 400 SYP
Cooking oil: 750 SYP

Main challenges to obtaining food

- No challenges
- Some foods unavailable
- Local production decreased
- Lack of access to markets
- Some foods expensive
- Lack of resources to buy food
- Lack of access to fuel
- Cooking fuel unavailable
- No information

Bread (public): 1 pack
Rice: 1kg
Lentils: 1kg
Sugar: 1kg
Cooking oil: 1 litre

Access to bread

- Most common source of bread
- Most common barriers to accessing bread
- Number of days, per month, where bread from private bakeries was unavailable

Qatana 2/2, Rural Damascus Governorate

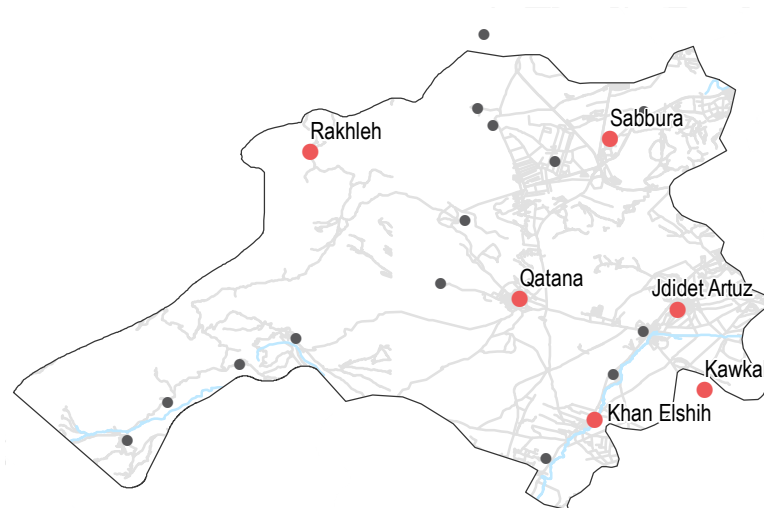
October 2017

Displacement

- % of pre-conflict population remaining
- % of population that are female
- % of female-headed households
- IDPs living in village
- New IDP arrivals
- Returnees

Qatana	
76-100%	51-75%
Yes	No
51-75%	1-25%
Yes	No info
76-100%	51-75%
Yes	No
51-75%	26-50%
Yes	No

• 6/20 communities assessed (3 communities are shown on the previous factsheet): Qatana, Rakhleh, Sabbura



NFIs

Qatana

B 3000 SYP	2500 SYP
C NA	10000 SYP
D 215 SYP	NA
F 63000 SYP	NA

Rakhleh

B 3000 SYP	1000 SYP
C 350 SYP	450 SYP
D 250 SYP	1500 SYP
F 55000 SYP	75000 SYP

Sabbura

B 3000 SYP	1000 SYP
C 350 SYP	450 SYP
D 300 SYP	1500 SYP
F 50000 SYP	75000 SYP

Most common electricity source

- Main network
- Generator
- No source
- Solar alternative
- No information

Fuel Prices (SYP)*

- B** Butane (cannister)
- C** Coal (1kg)
- D** Diesel (1 litre)
- F** Firewood (1 tonne)

NFI Prices (SYP)*

- Cement (50kg)
- Floor mat (3*4m)
- Plastic tarpaulin (1m²)
- Tent (5 persons)

NA: not available for purchase

Most common strategies used to cope with a lack of fuel

Shelter

- Independent apartment or house
 - Shared apartment or house
 - Unfinished apartment or house
 - Tent
 - Private space not for shelter
 - Cave/natural shelter
 - Collective public space not for shelter
 - No IDPs
 - No information
- Min - Max: rent paid per room (where known)

Qatana	
NDPs	IDPs
1400 - 1700 SYP	
Rakhleh	
NDPs	IDPs
No info	
Sabbura	
NDPs	IDPs
30000 - 35000 SYP	

Livelihoods

Most common sources of income

Most common strategies used to cope with lack of income / resources

Community	Most common sources of income	Most common strategies used to cope with lack of income / resources
Qatana	Stable employment Farm owning Business/trade	Borrowing from family/friends
Rakhleh	Stable employment Daily employment Savings	Taking loans/buying on credit Borrowing from family/friends Skipping meals
Sabbura	Stable employment Daily employment Business/trade	Children sent to work/beg Taking loans/buying on credit Borrowing from family/friends

Qatana

No lack of fuel

Rakhleh

No lack of fuel

Sabbura

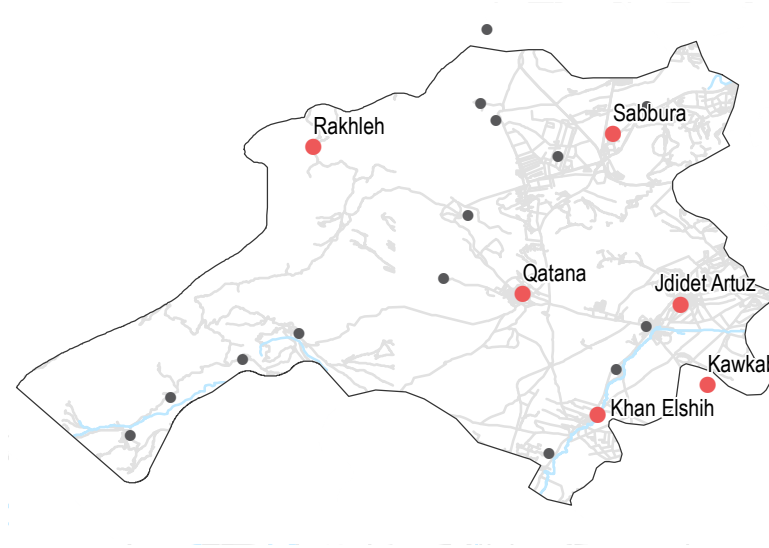
No lack of fuel

WASH

- Most common water source**
- Water is safe to drink
 - Water tastes/smells bad
 - People sick after drinking
 - No information
- Sufficiency of available water to meet household needs**
- Sufficient
 - Insufficient
 - No information
- Most common method of garbage disposal**
- Disposed at designated site
 - Public free collection
 - No information

- Qatana**
- Network
 - Disposed at designated site
- Rakhleh**
- Network
 - Public free collection
- Sabbura**
- Network
 - Public free collection

• 6/20 communities assessed (3 communities are shown on the previous factsheet): Qatana, Rakhleh, Sabbura



Education

- Status of primary schools in village**
- Functioning
 - Not functioning
 - Not available
 - No information
- Barriers to accessing education services**
- Qatana
- Most children accessed education

- Sabbura**
- Most children accessed education

- Rakhleh**
- Most children accessed education

Health

	Most common health problems	Most common barriers to accessing healthcare
Qatana	Diarrhoea Communicable diseases Chronic diseases	No difficulties reported
Rakhleh	Disabilities Acute respiratory infections Symptoms of psychological trauma	High cost of transportation Old age Disability/Injuries/Illness
Sabbura	Disabilities Acute respiratory infections Severe diseases affecting those aged less than 5	Old age Disability/Injuries/Illness

Food Security

Qatana

- Bread: 50 SYP
- Rice: 550 SYP
- Lentils: 550 SYP
- Sugar: 375 SYP
- Cooking oil: 1750 SYP

- Public bakeries
- No difficulties reported
- Private bakeries unavailable

Rakhleh

- Bread: no info
- Rice: 500 SYP
- Lentils: 400 SYP
- Sugar: 325 SYP
- Cooking oil: 725 SYP

- Private bakeries
- No difficulties reported
- 0

Sabbura

- Bread: no info
- Rice: 500 SYP
- Lentils: 350 SYP
- Sugar: 300 SYP
- Cooking oil: 700 SYP

- Private bakeries
- No difficulties reported
- 0

Main challenges to obtaining food

- No challenges
- Some foods unavailable
- Local production decreased
- Lack of access to markets
- Some foods expensive
- Lack of resources to buy food
- Lack of access to fuel
- Cooking fuel unavailable
- No information

Bread (public): 1 pack

Rice: 1kg

Lentils: 1kg

Sugar: 1kg

Cooking oil: 1 litre

Access to bread

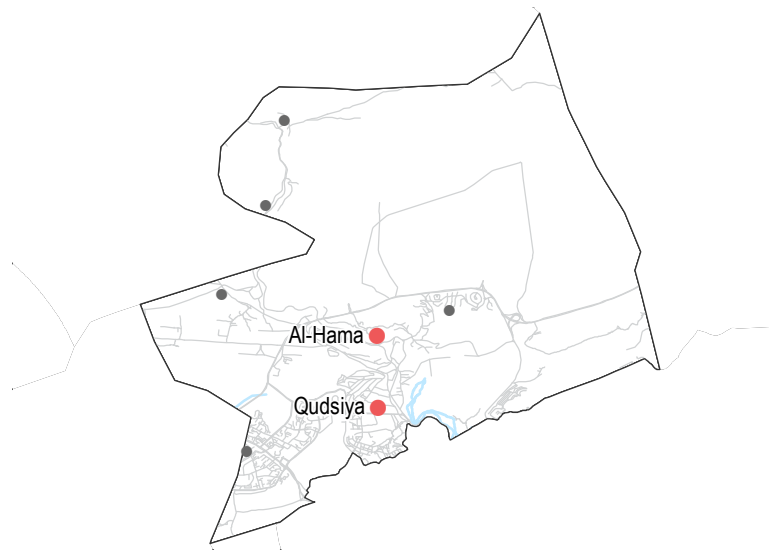
- Most common source of bread
- Most common barriers to accessing bread
- Number of days, per month, where bread from private bakeries was unavailable

Displacement

- % of pre-conflict population remaining
- % of population that are female
- % of female-headed households
- IDPs living in village
- New IDP arrivals
- Returnees

Al-Hama					
51-75%	51-75%	1-25%	Yes	No	No
Qudsiya					
51-75%	51-75%	1-25%	Yes	No	No

• 2/7 communities assessed : Al-Hama, Qudsiya



Shelter

- Independent apartment or house
 - Shared apartment or house
 - Unfinished apartment or house
 - Tent
 - Private space not for shelter
 - Cave/natural shelter
 - Collective public space not for shelter
 - No IDPs
 - No information
- Min - Max: rent paid per room (where known)

Al-Hama	
NDPs	IDPs
5000 - 12000 SYP	

Qudsiya	
NDPs	IDPs
5000 - 15000 SYP	

Livelihoods

Most common sources of income

Most common strategies used to cope with lack of income / resources

Al-Hama

Stable employment
Daily employment
Business/trade

Borrowing from family/friends

Qudsiya

Stable employment
Daily employment
Business/trade

Borrowing from family/friends

NFIs

Al-Hama

B 3000 SYP	6000 SYP
C 550 SYP	NA
D 250 SYP	450 SYP
F NA	NA

Qudsiya

B 3000 SYP	6000 SYP
C 550 SYP	NA
D 250 SYP	450 SYP
F NA	NA

Most common electricity source

- Main network
- Generator
- No source
- Solar alternative
- No information

Fuel Prices (SYP)*

- B** Butane (cannister)
- C** Coal (1kg)
- D** Diesel (1 litre)
- F** Firewood (1 tonne)

NFI Prices (SYP)*

- Cement (50kg)
- Floor mat (3*4m)
- Plastic tarpaulin (1m²)
- Tent (5 persons)

NA: not available for purchase

Al-Hama

No lack of fuel

Qudsiya

No lack of fuel

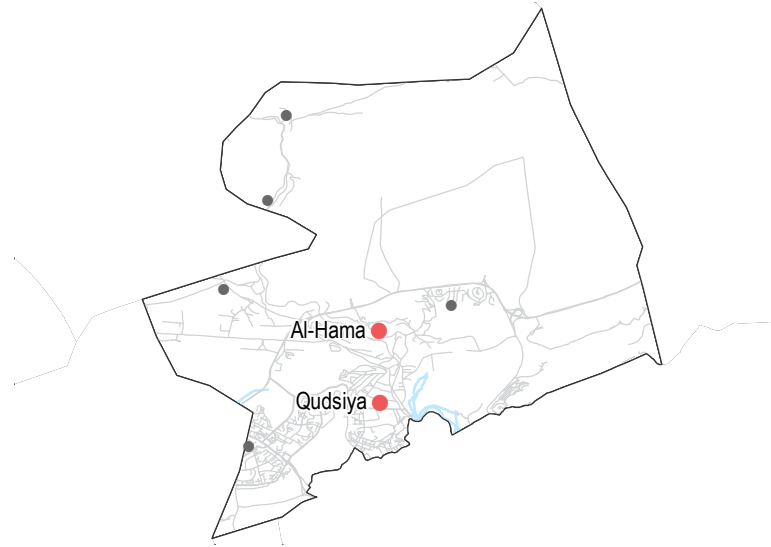
Most common strategies used to cope with a lack of fuel

WASH

- Most common water source
- Status of water source
- Water is safe to drink
 - Water tastes/smells bad
 - People sick after drinking
 - No information
- Sufficiency of available water to meet household needs
- Sufficient
 - Insufficient
 - No information
- Most common method of garbage disposal

- Al-Hama**
- Network
 - Public free collection
- Qudsiya**
- Network
 - Public free collection

• 2/7 communities assessed : Al-Hama, Qudsiya



Food Security

Al-Hama

- Bread: 50 SYP
 - Rice: 550 SYP
 - Lentils: 650 SYP
 - Sugar: 400 SYP
 - Cooking oil: 950 SYP
- Public bakeries
 - No difficulties reported
 - Private bakeries unavailable

Qudsiya

- Bread: 50 SYP
 - Rice: 550 SYP
 - Lentils: 650 SYP
 - Sugar: 400 SYP
 - Cooking oil: 950 SYP
- Public bakeries
 - No difficulties reported
 - Private bakeries unavailable

- Main challenges to obtaining food
- No challenges
 - Some foods unavailable
 - Local production decreased
 - Lack of access to markets
 - Some foods expensive
 - Lack of resources to buy food
 - Lack of access to fuel
 - Cooking fuel unavailable
 - No information
- Bread (public): 1 pack
 Rice: 1kg
 Lentils: 1kg
 Sugar: 1kg
 Cooking oil: 1 litre

Education

- Status of primary schools in village
- Functioning
 - Not functioning
 - Not available
 - No information
- Barriers to accessing education services

Al-Hama
 Most children accessed education

Qudsiya
 Most children accessed education

Health

- Most common health problems
- Most common barriers to accessing healthcare

Al-Hama

- Diarrhoea
- Communicable diseases
- Chronic diseases
- Security concerns around travel
- Disability/Injuries/Illness
- Services are too expensive

Qudsiya

- Diarrhoea
- Communicable diseases
- Chronic diseases
- Security concerns around travel
- Disability/Injuries/Illness
- Services are too expensive

Sahnaya, Rural Damascus Governorate

October 2017

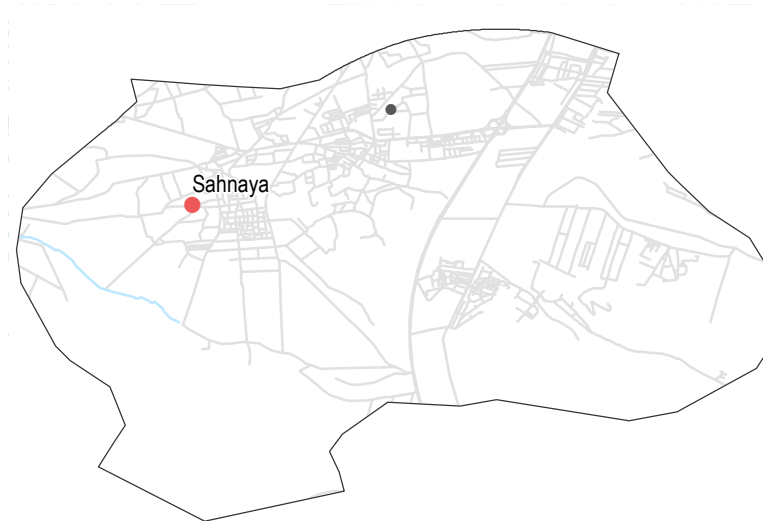
Displacement

- % of pre-conflict population remaining
- % of population that are female
- % of female-headed households
- IDPs living in village
- New IDP arrivals
- Returnees

Sahnaya

- 51-75%
- 26-50%
- 1-25%
- Yes
- No
- No

• 1/2 community assessed : Sahnaya



NFIs

Sahnaya

- B** 2800 SYP 2400 SYP
- C** 400 SYP 2000 SYP
- D** 195 SYP 250 SYP
- F** 100000 SYP NA

Most common electricity source

- Main network
- Generator
- No source
- Solar alternative
- No information

Fuel Prices (SYP)*

- B** Butane (cannister)
- C** Coal (1kg)
- D** Diesel (1 litre)
- F** Firewood (1 tonne)

NFI Prices (SYP)*

- Cement (50kg)
- Floor mat (3*4m)
- Plastic tarpaulin (1m²)
- Tent (5 persons)

NA: not available for purchase

Shelter

- Independent apartment or house
 - Shared apartment or house
 - Unfinished apartment or house
 - Tent
 - Private space not for shelter
 - Cave/natural shelter
 - Collective public space not for shelter
 - No IDPs
 - No information
- Min - Max: rent paid per room (where known)

Sahnaya

- NDPs
 - IDPs
- 5000 - 10000 SYP

Livelihoods

Most common sources of income

- Stable employment
- Daily employment
- Business/trade

Sahnaya

Most common strategies used to cope with lack of income / resources

- Borrowing from family/friends

Sahnaya

- No lack of fuel

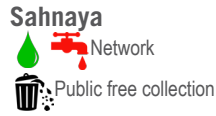
Most common strategies used to cope with a lack of fuel

Sahnaya, Rural Damascus Governorate

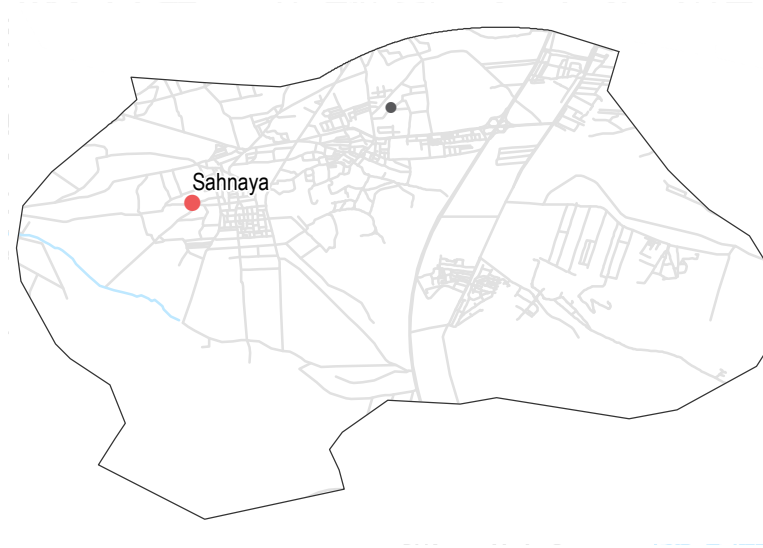
October 2017

WASH

- Most common water source
- Status of water source
- Water is safe to drink
 - Water tastes/smells bad
 - People sick after drinking
 - No information
- Sufficiency of available water to meet household needs
- Sufficient
 - Insufficient
 - No information
- Most common method of garbage disposal



• 1/2 community assessed : Sahnaya



Food Security

Sahnaya

- Bread: 75 SYP
 - Rice: 500 SYP
 - Lentils: 250 SYP
 - Sugar: 325 SYP
 - Cooking oil: 650 SYP
- Public bakeries
 - No difficulties reported
 - 0

Main challenges to obtaining food

- No challenges
 - Some foods unavailable
 - Local production decreased
 - Lack of access to markets
 - Some foods expensive
 - Lack of resources to buy food
 - Lack of access to fuel
 - Cooking fuel unavailable
 - No information
- Bread (public): 1 pack
Rice: 1kg
Lentils: 1 kg
Sugar: 1kg
Cooking oil: 1 litre

Access to bread

- Most common source of bread
- Most common barriers to accessing bread
- Number of days, per month, where bread from private bakeries was unavailable

Education

- Status of primary schools in village
- Functioning
 - Not functioning
 - Not available
 - No information
- Barriers to accessing education services

Sahnaya
Most children accessed education

Health

- Most common health problems
 - Chronic diseases
 - Pregnancy related diseases
 - Severe diseases affecting those aged less than 5
- Most common barriers to accessing healthcare
 - Services are too expensive

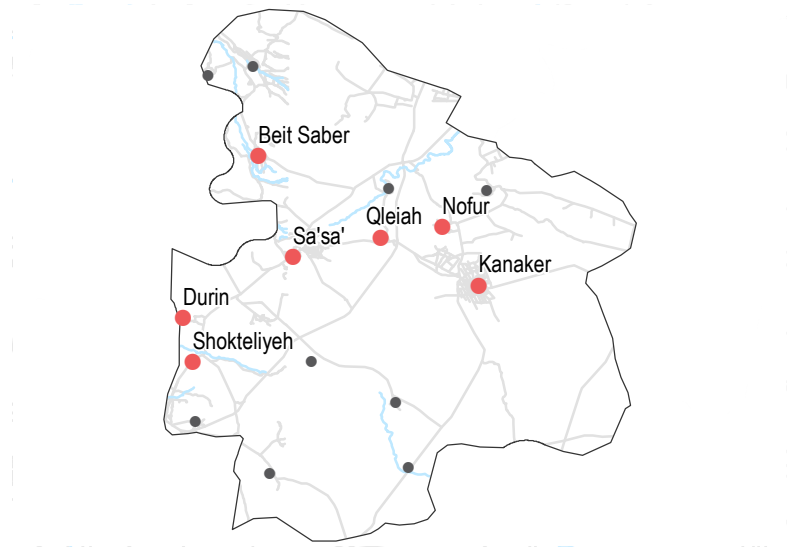
Sahnaya

Displacement

- % of pre-conflict population remaining
- % of population that are female
- % of female-headed households
- IDPs living in village
- New IDP arrivals
- Returnees

Community	% of pre-conflict population remaining	% of population that are female	% of female-headed households	IDPs living in village	New IDP arrivals	Returnees
Beit Saber	76-100%	76-100%	1-25%	Yes	Yes	No
Durin	76-100%	51-75%	1-25%	Yes	No	No
Kanaker	76-100%	76-100%	1-25%	Yes	No	No
Nofur	76-100%	51-75%	1-25%	Yes	No	No

• 7/16 communities assessed (3 communities are shown on the next factsheet): Beit Saber, Durin, Kanaker, Nofur



Shelter

- Independent apartment or house
- Shared apartment or house
- Unfinished apartment or house
- Tent
- Private space not for shelter
- Cave/natural shelter
- Collective public space not for shelter
- No IDPs
- No information
- Min - Max: rent paid per room (where known)

Community	Most common shelter	Min - Max: rent paid per room (where known)
Beit Saber	Independent apartment or house	1300 - 1650 SYP
Durin	Independent apartment or house	1200 - 1600 SYP
Kanaker	Independent apartment or house	1300 - 1700 SYP

Livelihoods

Most common sources of income

Most common strategies used to cope with lack of income / resources

Community	Most common sources of income	Most common strategies used to cope with lack of income / resources
Beit Saber	Stable employment Farm owning Business/trade	Borrowing from family/friends
Durin	Stable employment Farm owning	Borrowing from family/friends
Kanaker	Stable employment Farm owning Business/trade	Borrowing from family/friends
Nofur	Stable employment Farm owning Business/trade	Borrowing from family/friends

NFIs

Community	Electricity source	Fuel Prices (SYP)*	NFI Prices (SYP)*
Beit Saber	B 3000 SYP C NA D 215 SYP F 63000 SYP	B 3000 SYP C NA D 215 SYP F 60000 SYP	B 3000 SYP C NA D 215 SYP F 63000 SYP
Durin	B 3000 SYP C NA D 210 SYP F 64000 SYP	B 3000 SYP C NA D 215 SYP F 60000 SYP	B 3000 SYP C NA D 215 SYP F 63000 SYP
Kanaker	B 3000 SYP C NA D 215 SYP F 63000 SYP	B 3000 SYP C NA D 215 SYP F 60000 SYP	B 3000 SYP C NA D 215 SYP F 63000 SYP
Nofur	B 3000 SYP C NA D 210 SYP F 64000 SYP	B 3000 SYP C NA D 215 SYP F 60000 SYP	B 3000 SYP C NA D 215 SYP F 63000 SYP

- Most common electricity source
- Main network
 - Generator
 - No source
 - Solar alternative
 - No information
- Fuel Prices (SYP)*
- B** Butane (cannister)
 - C** Coal (1kg)
 - D** Diesel (1 litre)
 - F** Firewood (1 tonne)
- NFI Prices (SYP)*
- Cement (50kg)
 - Floor mat (3*4m)
 - Plastic tarpaulin (1m²)
 - Tent (5 persons)
- NA: not available for purchase

Most common strategies used to cope with a lack of fuel

WASH

- Most common water source**
- Status of water source**
- Water is safe to drink
 - Water tastes/smells bad
 - People sick after drinking
 - No information
- Sufficiency of available water to meet household needs**
- Sufficient
 - Insufficient
 - No information
- Most common method of garbage disposal**

Beit Saber

- Network
- Disposed at designated site

Durin

- Network
- Disposed at designated site

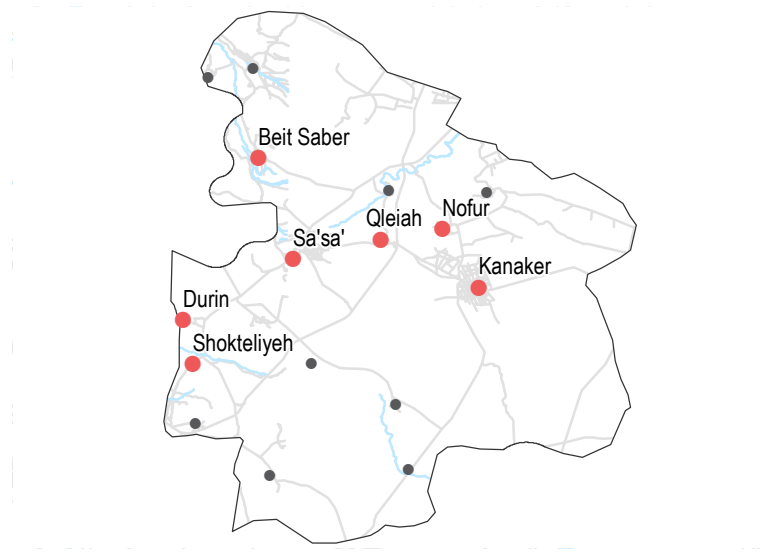
Kanaker

- Network
- Disposed at designated site

Nofur

- Network
- Disposed at designated site

7/16 communities assessed (3 communities are shown on the next factsheet): Beit Saber, Durin, Kanaker, Nofur



Education

- Status of primary schools in village**
- Functioning
 - Not functioning
 - Not available
 - No information
- Barriers to accessing education services**

Kanaker

Most children accessed education

Nofur

Most children accessed education

Beit Saber

Most children accessed education

Durin

Most children accessed education

Health

Most common health problems

Most common barriers to accessing healthcare

Beit Saber

Communicable diseases
Chronic diseases

No difficulties reported

Durin

Communicable diseases
Chronic diseases

No difficulties reported

Kanaker

Diarrhoea
Communicable diseases
Chronic diseases

No difficulties reported

Nofur

Diarrhoea
Communicable diseases
Chronic diseases

No difficulties reported

Food Security

Beit Saber

- Shops
- Bread: no info
- Rice: 550 SYP
- Lentils: 500 SYP
- Sugar: 400 SYP
- Cooking oil: 1750 SYP
- No difficulties reported
- Private bakeries unavailable

Durin

- Public bakeries
- Bread: no info
- Rice: 550 SYP
- Lentils: 550 SYP
- Sugar: 400 SYP
- Cooking oil: 1750 SYP
- No difficulties reported
- 0

Kanaker

- Public bakeries
- Bread: 50 SYP
- Rice: 550 SYP
- Lentils: 550 SYP
- Sugar: 400 SYP
- Cooking oil: 1750 SYP
- Flour not always available
- Private bakeries unavailable

Nofur

- Shops
- Bread: no info
- Rice: 550 SYP
- Lentils: 500 SYP
- Sugar: 375 SYP
- Cooking oil: 1750 SYP
- No difficulties reported
- Private bakeries unavailable

Main challenges to obtaining food

- No challenges
- Some foods unavailable
- Local production decreased
- Lack of access to markets
- Some foods expensive
- Lack of resources to buy food
- Lack of access to fuel
- Cooking fuel unavailable
- No information

Bread (public): 1 pack
Rice: 1kg
Lentils: 1kg
Sugar: 1kg
Cooking oil: 1 litre

Access to bread

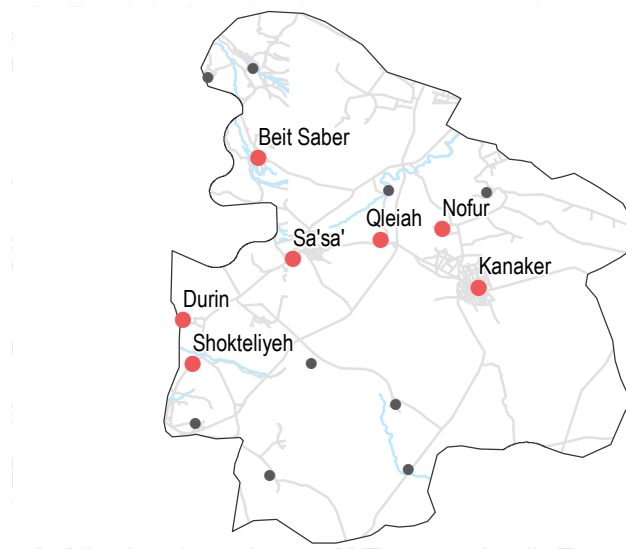
- Most common source of bread
- Most common barriers to accessing bread
- Number of days, per month, where bread from private bakeries was unavailable

Displacement

- % of pre-conflict population remaining
- % of population that are female
- % of female-headed households
- IDPs living in village
- New IDP arrivals
- Returnees

Qleiah		Sa'sa'		Shokteliyeh	
76-100%	51-75%	76-100%	51-75%	76-100%	51-75%
Yes	No	Yes	No	Yes	Yes
No	No	No	No	Yes	Yes

• 7/16 communities assessed (4 communities are shown on the previous factsheet): Qleiah, Sa'sa', Shokteliyeh



Shelter

- Independent apartment or house
- Shared apartment or house
- Unfinished apartment or house
- Tent
- Private space not for shelter
- Cave/natural shelter
- Collective public space not for shelter
- No IDPs
- No information
- Min - Max: rent paid per room (where known)

Qleiah		Sa'sa'		Shokteliyeh	
NDPs	IDPs	NDPs	IDPs	NDPs	IDPs
1300 - 1600 SYP		1300 - 1700 SYP		1200 - 1600 SYP	

Livelihoods

Most common sources of income

Most common strategies used to cope with lack of income / resources

Community	Most common sources of income	Most common strategies used to cope with lack of income / resources
Qleiah	Farm owning Business/trade	Borrowing from family/friends
Sa'sa'	Stable employment Farm owning Business/trade	Borrowing from family/friends
Shokteliyeh	Stable employment Farm owning Business/trade	Borrowing from family/friends

NFIs

Qleiah

B 3000 SYP	NA
C NA	NA
D 215 SYP	NA
F 63000 SYP	NA

Sa'sa'

B 3000 SYP	2500 SYP
C NA	10500 SYP
D 210 SYP	NA
F 63000 SYP	NA

Shokteliyeh

B 3000 SYP	NA
C NA	10500 SYP
D 215 SYP	NA
F 63000 SYP	NA

Qleiah

No lack of fuel

Sa'sa'

No lack of fuel

Shokteliyeh

No lack of fuel

Most common electricity source

- Main network
- Generator
- No source
- Solar alternative
- No information

Fuel Prices (SYP)*

- B** Butane (cannister)
- C** Coal (1kg)
- D** Diesel (1 litre)
- F** Firewood (1 tonne)

NFI Prices (SYP)*

- Cement (50kg)
- Floor mat (3*4m)
- Plastic tarpaulin (1m²)
- Tent (5 persons)

NA: not available for purchase

Most common strategies used to cope with a lack of fuel

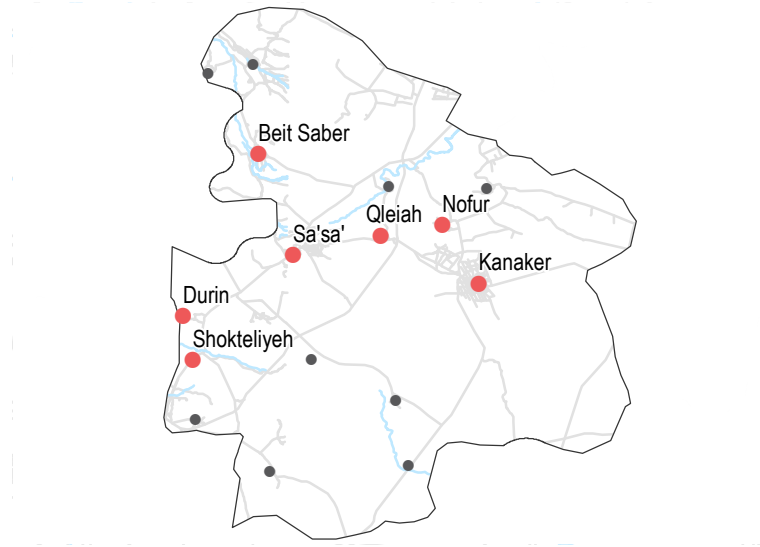
WASH

- Most common water source**
- Water is safe to drink
 - Water tastes/smells bad
 - People sick after drinking
 - No information
- Sufficiency of available water to meet household needs**
- Sufficient
 - Insufficient
 - No information
- Most common method of garbage disposal**
- Disposed at designated site

Qleiah

- Network
 - Disposed at designated site
- #### Sa'sa'
- Network
 - Disposed at designated site
- #### Shokteliyeh
- Network
 - Disposed at designated site

• 7/16 communities assessed (4 communities are shown on the previous factsheet): Qleiah, Sa'sa', Shokteliyeh



Food Security

Qleiah

- Shops
 - No difficulties reported
 - Private bakeries unavailable
- Bread: no info
Rice: 550 SYP
Lentils: 550 SYP
Sugar: 375 SYP
Cooking oil: 1750 SYP

Sa'sa'

- Public bakeries
 - No difficulties reported
 - Private bakeries unavailable
- Bread: 50 SYP
Rice: 550 SYP
Lentils: 550 SYP
Sugar: 325 SYP
Cooking oil: 1750 SYP

Shokteliyeh

- Shops
 - No difficulties reported
 - Private bakeries unavailable
- Bread: no info
Rice: 550 SYP
Lentils: 500 SYP
Sugar: 375 SYP
Cooking oil: 1750 SYP

Main challenges to obtaining food

- No challenges
- Some foods unavailable
- Local production decreased
- Lack of access to markets
- Some foods expensive
- Lack of resources to buy food
- Lack of access to fuel
- Cooking fuel unavailable
- No information

Bread (public): 1 pack
Rice: 1kg
Lentils: 1kg
Sugar: 1kg
Cooking oil: 1 litre

Access to bread

- Most common source of bread

- Most common barriers to accessing bread
- Number of days, per month, where bread from private bakeries was unavailable

Education

- Status of primary schools in village**
- Functioning
 - Not functioning
 - Not available
 - No information
- Barriers to accessing education services**
- Most children accessed education

Shokteliyeh

Most children accessed education

Qleiah

Most children accessed education

Sa'sa'

Most children accessed education

Health

Most common health problems

Most common barriers to accessing healthcare

Qleiah

Diarrhoea
Communicable diseases
Chronic diseases

No difficulties reported

Sa'sa'

Diarrhoea
Communicable diseases
Chronic diseases

No difficulties reported

Shokteliyeh

Communicable diseases
Chronic diseases

No difficulties reported