



IDP Intentions Assessment

Hawul, Borno State, Nigeria

Nigeria Displacement Crisis

August 2017

Host community: 2,050 households

Methodology

REACH, in partnership with the Danish Refugee Council (DRC) and the Norwegian Refugee Council (NRC), conducted an assessment between July and August 2017 among IDPs residing in and out of camps in 12 Local Government Agencies (LGAs) in Borno State in relation to their displacement profiles and intentions.

This factsheet presents main findings on Hawul LGA based on data collected through interviews with 148 randomly selected IDP households in one host community, providing a representative sample of the roughly 2,050 household units in Hawul, with a confidence level of 90% and a margin of error of 7%.

Family separation

% of households reporting having been separated from family members, by population group:

Host community	20%
Formal camp	N/A
Informal camp	N/A

Movement intentions

Reported intentions of movement, by population group:

	FC ²	IC ²	HC ²
Stay permanently	N/A	34%	N/A
Move someday but no plans	N/A	57%	N/A
Actively plan to leave	N/A	9%	N/A

Push factors

Top three reported factors for intending to leave the current location^{1,4}:

No access to cash/employment	62%
Lack of shelter	46%
Lack of food	46%

Main causes of displacement

Top three reported push factors for leaving pre-displacement location¹:

Insecurity	98%
Lack of shelter	78%
Lack of food	70%

Response to needs

% of households reporting response to their needs in current location:

48%	reported security is ensured by presence of civilian task force.
97%	reported food is purchased at the market (shop).
44%	reported buildings are provided for free by private.

Timeframe

Timeframe reported by households who actively plan to leave their current location:

0%	Within 1 month
15%	Between 1 and 3 months
31%	Between 4 and 6 months
54%	More than 6 months

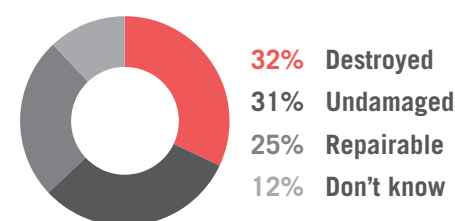
Pull factors

Top three reported pull factors for choosing intended destinations^{1,4}:

Shelter	71%
Food	68%
Security	67%

Shelter conditions in area of origin

Reported shelter conditions in pre-displacement location:



Perception of vulnerabilities³

Most vulnerable populations across sectors for the current location, as perceived by households¹:

	Women	Children	Elderly	Disabled	Men
Security	79%	11%	11%	14%	0%
Health	56%	52%	55%	31%	0%
Education	28%	71%	13%	29%	0%
Food	55%	66%	66%	40%	0%
WASH	74%	53%	53%	60%	0%
Land	61%	41%	70%	41%	0%
Cash	62%	43%	63%	43%	0%

Access to information

Top three reported sources of information on pre-displacement location and overall level of trust¹:

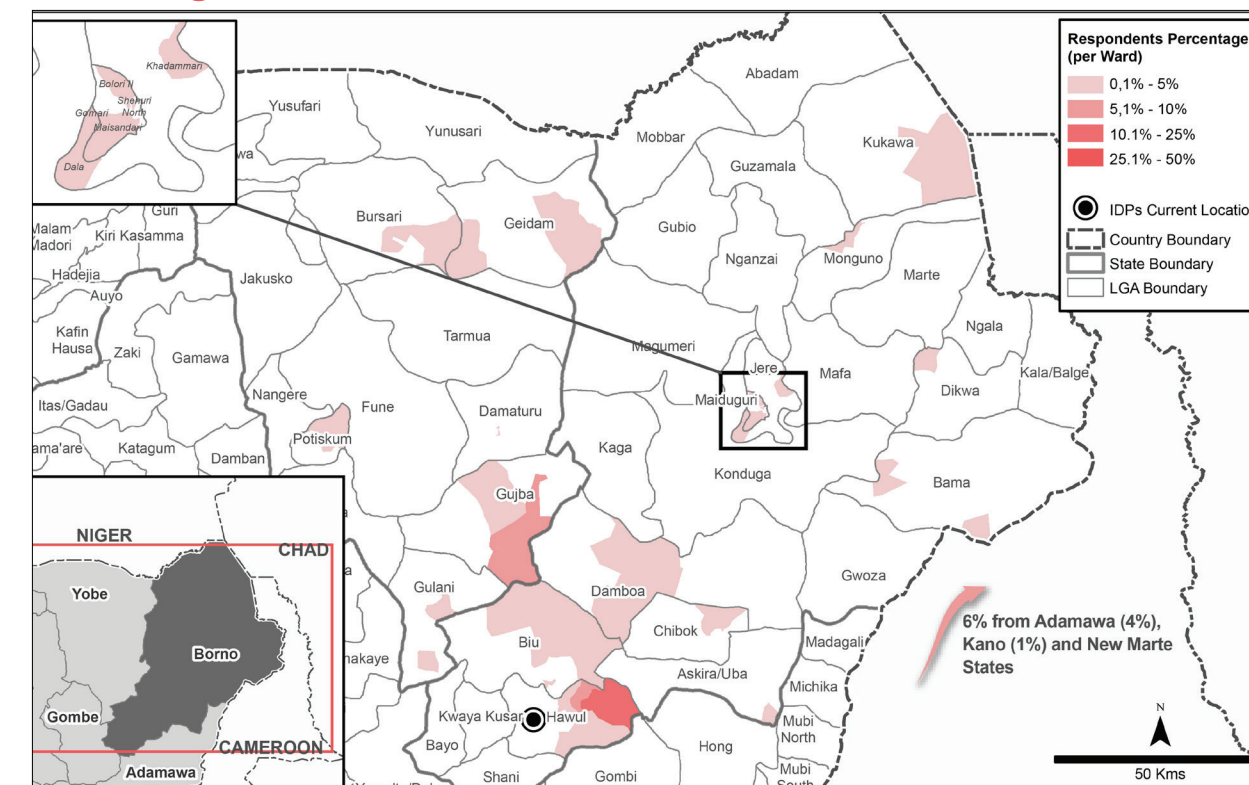
Use	Trust
33%	By mobile phone
21%	Bulama
18%	Radio

Livelihood upon return/relocation

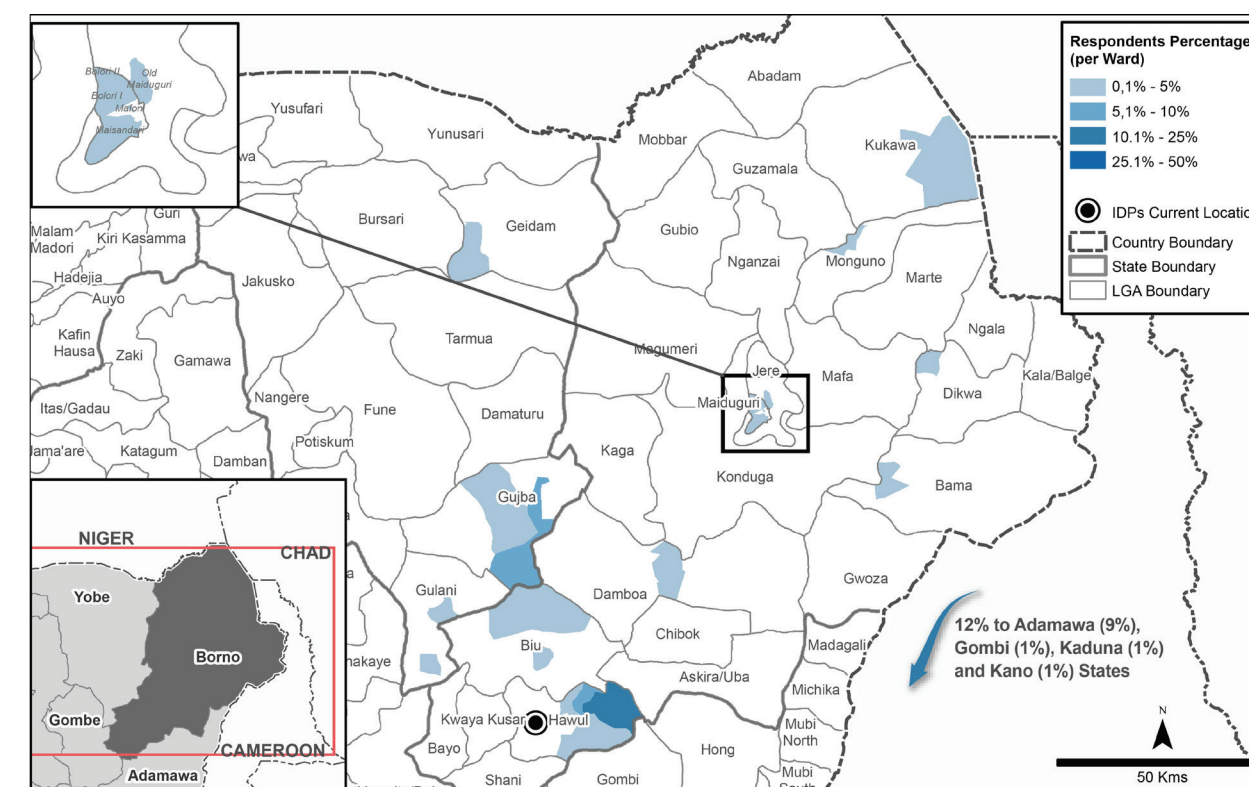
Perceived ability to resume livelihood sources in the return/relocation^{4,5}:

54% of respondents reported being presumably able to resume their livelihood sources.

Area of origin of IDPs



Areas of desired return/relocation³ of IDPs



¹ Households could choose more than one answer. ² Population groups are formal camps (FC); informal camps (IC) and IDPs living in host communities (HC). ³ Based on information provided by households on their perceptions of specific vulnerabilities of certain groups across different sectors. Perceptions on access to education take adult education in consideration, while groups with access to cash and land include children, according to local culture. ⁴ For households who actively plan to leave. ⁵ Return/relocation: "return" refers to the pre-displacement location, while "relocation" refers to a new location.