

Introduction

This multi-sector needs assessment is part of a monthly data collection exercise which aims to gather information about needs and the humanitarian situation inside Syria. The factsheets present information collected in August 2017, referring to the situation in July 2017.

These factsheets present information at the community level for 21 sub-districts in Idleb governorate. Selected key indicators for the following sectors are included in the factsheets: displacement, shelter, NFIs, health, food security, WASH and education. The factsheets do not cover the entire range of indicators gathered in the questionnaire.

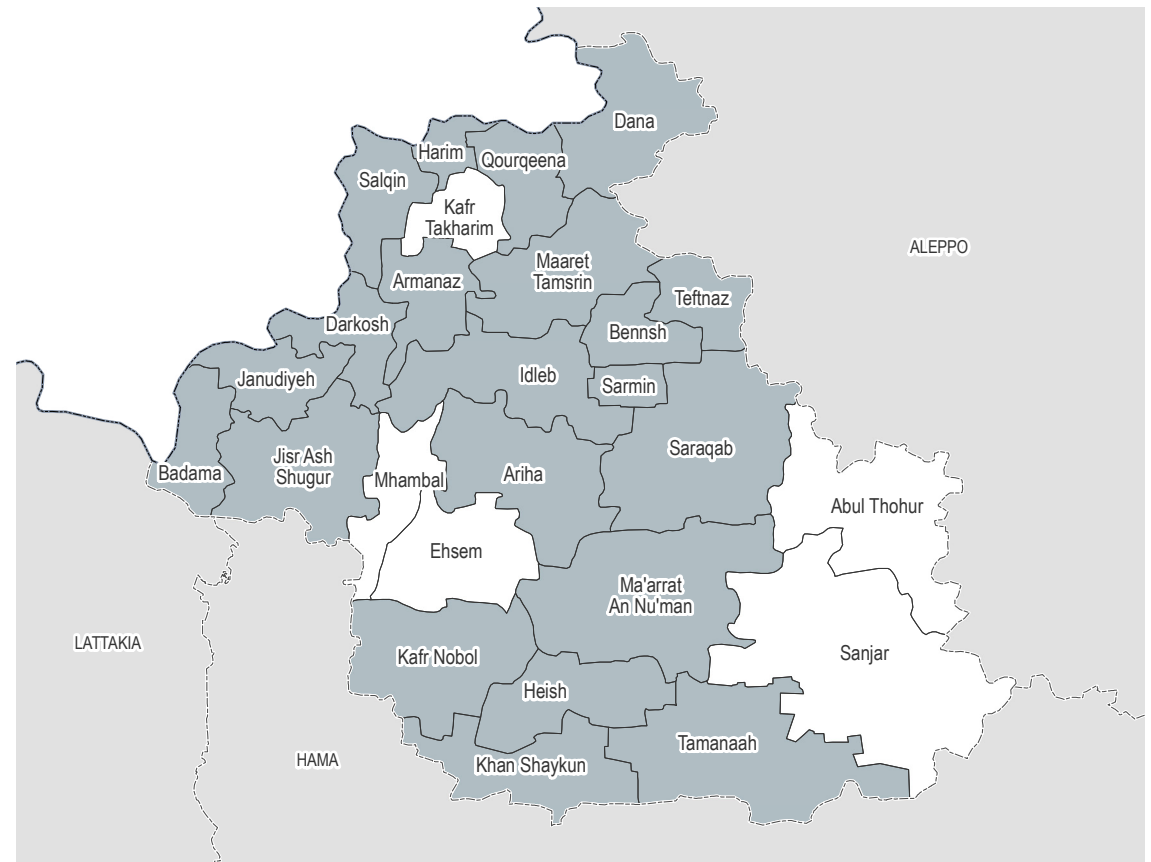
For full visualisation of all indicators collected, please see the SIMAWG Needs Identification Dynamic Reporting Tool, available here: <http://www.reach-info.org/syr/simawg/>.





Methodology and limitations

These findings are based on data collected both directly and remotely (in Turkey) from Key Informants residing in the communities assessed.

Information was collected from Key Informants in 141 communities in 21 sub-districts of Idleb governorate. For each question asked, confidence levels are assigned based on the Key Informant's area of expertise and knowledge of the sector-specific situation.

For a full description of the methodology, please see the Terms of Reference, available on the [REACH Resource Centre](#).



-  Remote data collection
-  Direct data collection
-  Mixed data collection
-  Not assessed

PDF: click on a sub-district name to directly access the relevant factsheet

Ariha 1/2, Idleb Governorate

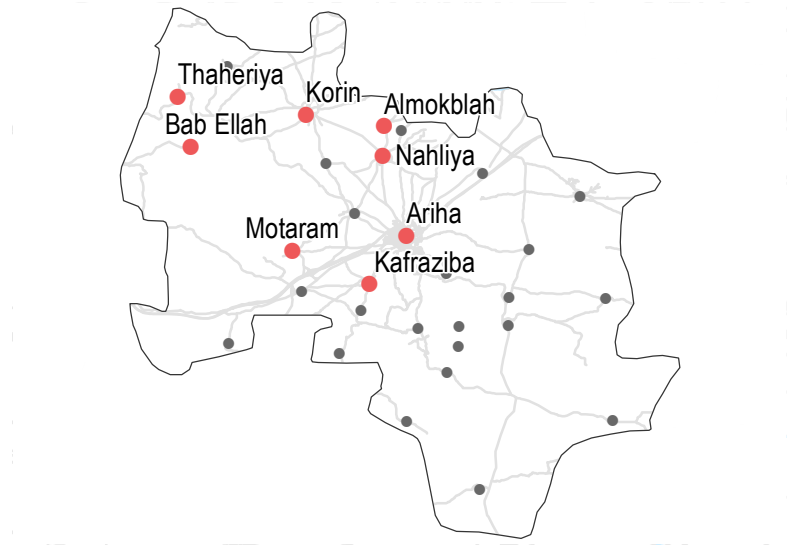
August 2017

Displacement

- % of pre-conflict population remaining
- % of population that are female
- % of female-headed households
- IDPs living in village
- New IDP arrivals
- Returnees

Community	% of pre-conflict population remaining	% of population that are female	% of female-headed households	IDPs living in village	New IDP arrivals	Returnees
Almokblah	76-100%	51-75%	1-25%	Yes	No	No
Ariha	51-75%	51-75%	1-25%	Yes	Yes	No
Bab Allah	76-100%	51-75%	1-25%	Yes	No	No
Kafraziba	76-100%	26-50%	1-25%	Yes	No	No

• 8/28 communities assessed (4 communities are shown on the next factsheet): Almokblah, Ariha, Bab Allah, Kafraziba



NFIs

Community	B	C	D	F
Almokblah	7200 SYP	40 SYP	265 SYP	55000 SYP
Kafraziba	7200 SYP	50 SYP	265 SYP	55000 SYP

Community	B	C	D	F
Ariha	7100 SYP	50 SYP	265 SYP	55000 SYP

Community	B	C	D	F
Bab Allah	7200 SYP	NA	265 SYP	50000 SYP

- Most common electricity source
- Main network
 - Generator
 - No source
 - Solar alternative
 - No information
- Fuel Prices (SYP)*
- B** Butane (cannister)
 - C** Coal (1kg)
 - D** Diesel (1 litre)
 - F** Firewood (tonne)
- NFI Prices (SYP)*
- Cement (50kg)
 - Floor mat (3*4m)
 - Plastic tarpaulin (1m²)
 - Tent (5 persons)
- NA: not available for purchase

Shelter

- Independent apartment or house
 - Shared apartment or house
 - Unfinished apartment or house
 - Tent
 - Private space not for shelter
 - Cave/natural shelter
 - Collective public space not for shelter
 - No IDPs
 - No information
- Min - Max: rent paid per room (where known)

Community	Most common shelter	Min - Max: rent paid per room (where known)
Almokblah	Independent apartment or house	No info
Ariha	Independent apartment or house	4500 - 5000 SYP
Bab Allah	No IDPs	2000 - 2500 SYP
Kafraziba	Independent apartment or house	2000 - 3000 SYP

Livelihoods

- Most common source of income
- Most common strategies used to cope with lack of income / resources

Community	Most common source of income	Most common strategies used to cope with lack of income / resources
Almokblah	Daily employment Farm owning Business/trade	Children sent to work/beg Borrowing from family/friends
Ariha	Daily employment Business/trade Support from family/friends	Children sent to work/beg Borrowing from family/friends Selling household assets
Bab Allah	Daily employment Business/trade Support from family/friends	Children sent to work/beg Borrowing from family/friends
Kafraziba	Daily employment Farm owning Business/trade	Children sent to work/beg Borrowing from family/friends

Almokblah
Burning clothes
Burning plastics

Ariha
No lack of fuel

Bab Allah
No lack of fuel

Most common strategies used to cope with a lack of fuel

Kafraziba
No lack of fuel

Ariha 1/2, Idleb Governorate

August 2017

WASH

- Most common water source**
- Water is safe to drink
 - Water tastes/smells bad
 - People sick after drinking
 - No information
- Sufficiency of available water to meet household needs**
- Sufficient
 - Insufficient
 - No information
- Most common method of garbage disposal**
- Left in street / public area
 - Private paid collection

Almokblah

- Water trucking
- Left in street / public area

Ariha

- Water trucking
- Private paid collection

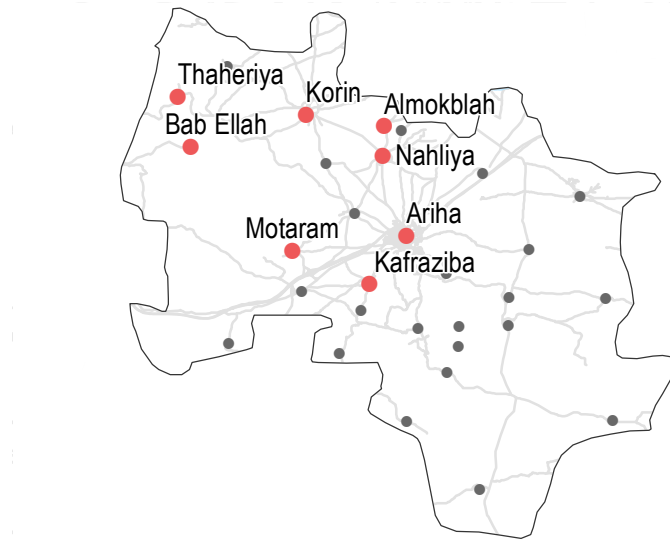
Bab Ellah

- Water trucking
- Left in street / public area

Kafraziba

- Water trucking
- Private paid collection

8/28 communities assessed (4 communities are shown on the next factsheet): Almokblah, Ariha, Bab Ellah, Kafraziba



Food Security

Almokblah

- Bread: 125 SYP
- Rice: 350 SYP
- Lentils: 400 SYP
- Sugar: 450 SYP
- Cooking oil: 600 SYP
- Government distribution
- No difficulties reported
- Private bakeries unavailable

Ariha

- Bread: 150 SYP
- Rice: 450 SYP
- Lentils: 400 SYP
- Sugar: 450 SYP
- Cooking oil: 600 SYP
- Public bakeries
- No difficulties reported
- 0

Bab Ellah

- Bread: no info
- Rice: 350 SYP
- Lentils: 400 SYP
- Sugar: 450 SYP
- Cooking oil: 600 SYP
- Shops
- No difficulties reported
- Private bakeries unavailable

Kafraziba

- Bread: no info
- Rice: 300 SYP
- Lentils: 400 SYP
- Sugar: 450 SYP
- Cooking oil: 600 SYP
- Shops
- No difficulties reported
- Private bakeries unavailable

Main challenges to obtaining food

- No challenges
- Some foods unavailable
- Local production decreased
- Lack of access to markets
- Some foods expensive
- Lack of resources to buy food
- Lack of access to fuel
- Cooking fuel unavailable
- No information

Bread (public): 1 pack
Rice: 1kg
Lentils: 1kg
Sugar: 1kg
Cooking oil: 1 litre

Access to bread
Most common source of bread

Most common barriers to accessing bread
Number of days, per month, where bread from private bakeries was unavailable

Education

- Status of primary schools in village**
- Functioning
 - Not functioning
 - Not available
 - No information
- Barriers to accessing education services**

Bab Ellah

- Lack of teaching staff
- Lack of school supplies

Kafraziba

- Most children accessed education

Almokblah

- Lack of teaching staff
- Lack of school supplies
- No spaces available

Ariha

- Most children accessed education

Health

Most common health problems

Most common barriers to accessing healthcare

Almokblah

- Chronic diseases
- Pregnancy related diseases
- Severe diseases affecting those aged less than 5

- High cost of transportation
- Lack of transportation

Ariha

- Diarrhoea
- Chronic diseases
- Severe diseases affecting those aged less than 5

- No difficulties reported

Bab Ellah

- Chronic diseases
- Pregnancy related diseases
- Severe diseases affecting those aged less than 5

- High cost of transportation

Kafraziba

- Skin diseases
- Chronic diseases
- Acute respiratory infections

- No difficulties reported

Ariha 2/2, Idleb Governorate

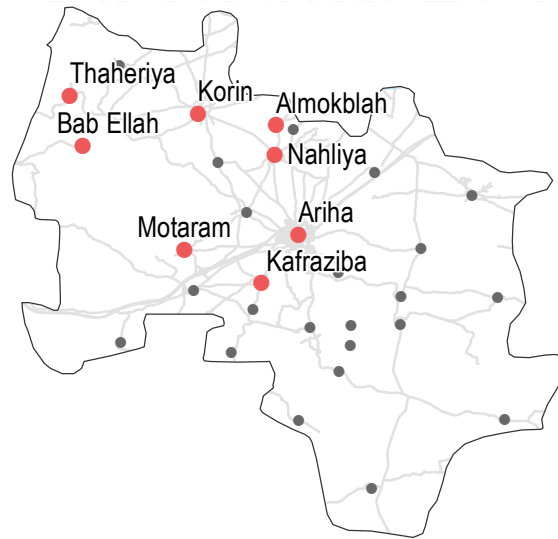
August 2017

Displacement

- % of pre-conflict population remaining
- % of population that are female
- % of female-headed households
- IDPs living in village
- New IDP arrivals
- Returnees

Community	% of pre-conflict population remaining	% of population that are female	% of female-headed households	IDPs living in village	New IDP arrivals	Returnees
Korin	76-100%	51-75%	1-25%	Yes	No	No
Motaram	76-100%	51-75%	1-25%	Yes	No	No
Nahliya	76-100%	51-75%	1-25%	Yes	No	No
Thaheriya	76-100%	51-75%	1-25%	Yes	No	No

• 8/28 communities assessed (4 communities are shown on the previous factsheet): Korin, Motaram, Nahliya, Thaheriya



NFIs

Community	Lightbulb (NFI)	Generator	Butane	Coal	Diesel	Firewood
Korin	B 6700 SYP	2500 SYP	B 7100 SYP	C NA	D 265 SYP	F 70000 SYP
Thaheriya	B 7100 SYP	NA	NA	NA	NA	NA

Motaram

B 7000 SYP	NA
C 50 SYP	5000 SYP
D 265 SYP	NA
F 70000 SYP	NA

Nahliya

B 6700 SYP	2500 SYP
C 40 SYP	5000 SYP
D 265 SYP	NA
F 55000 SYP	NA

- Most common electricity source
- Main network
 - Generator
 - No source
 - Solar alternative
 - No information

- Fuel Prices (SYP)*
- B** Butane (cannister)
 - C** Coal (1kg)
 - D** Diesel (1 litre)
 - F** Firewood (tonne)

- NFI Prices (SYP)*
- Cement (50kg)
 - Floor mat (3*4m)
 - Plastic tarpaulin (1m²)
 - Tent (5 persons)
- NA: not available for purchase

Shelter

- Most common shelter
- Independent apartment or house
 - Shared apartment or house
 - Unfinished apartment or house
 - Tent
 - Private space not for shelter
 - Cave/natural shelter
 - Collective public space not for shelter
 - No IDPs
 - No information
- Min - Max: rent paid per room (where known)

Community	NDPs	IDPs	Min - Max: rent paid per room (where known)
Korin			3500 - 4000 SYP
Thaheriya			1500 - 2000 SYP
Motaram			2000 - 2500 SYP
Nahliya			2500 - 3000 SYP

Livelihoods

- Most common source of income
- Most common strategies used to cope with lack of income / resources

Community	Most common source of income	Most common strategies used to cope with lack of income / resources
Korin	Daily employment Farm owning Business/trade	Children sent to work/beg Borrowing from family/friends Selling household assets
Motaram	Daily employment Business/trade	Children sent to work/beg Borrowing from family/friends
Nahliya	Daily employment Business/trade Support from family/friends	Children sent to work/beg Borrowing from family/friends Selling household assets
Thaheriya	Daily employment Farm owning Business/trade	Children sent to work/beg Borrowing from family/friends Selling household assets

Korin
No lack of fuel

Motaram
No lack of fuel

Nahliya
No lack of fuel

Most common strategies used to cope with a lack of fuel

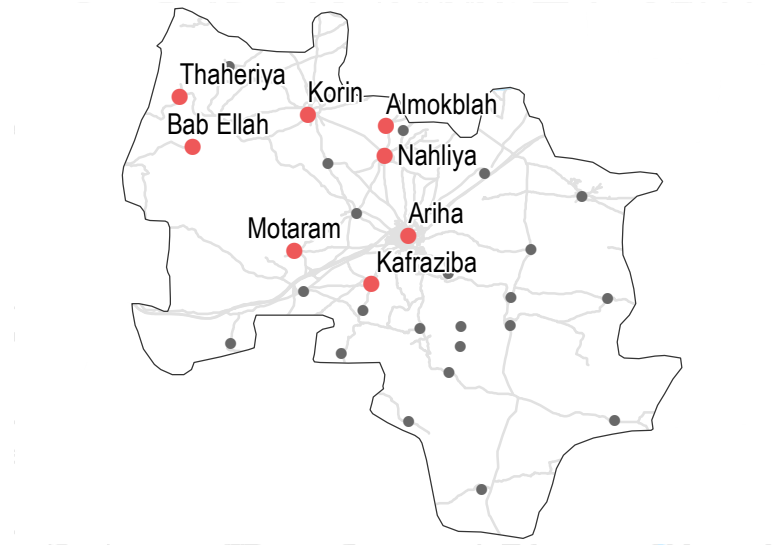
Thaheriya
No lack of fuel

WASH

- Most common water source**
- Water is safe to drink
 - Water tastes/smells bad
 - People sick after drinking
 - No information
- Sufficiency of available water to meet household needs**
- Sufficient
 - Insufficient
 - No information
- Most common method of garbage disposal**
- Disposed at designated site

- Korin**
- Water trucking
 - Private paid collection
- Motaram**
- Water trucking
 - Private paid collection
- Nahliya**
- Water trucking
 - Buried / burned
- Thaheriya**
- Water trucking
 - Disposed at designated site

• 8/28 communities assessed (4 communities are shown on the previous factsheet): Korin, Motaram, Nahliya, Thaheriya



Education

- Status of primary schools in village**
- Functioning
 - Not functioning
 - Not available
 - No information
- Barriers to accessing education services**
- Most children accessed education
- Korin**
- Most children accessed education
- Motaram**
- Most children accessed education

- Nahliya**
- Most children accessed education
- Thaheriya**
- Lack of teaching staff
 Lack of school supplies
 No spaces available

Health

	Most common health problems	Most common barriers to accessing healthcare
Korin	Chronic diseases Acute respiratory infections Severe diseases affecting those aged less than 5	No difficulties reported
Motaram	Chronic diseases Pregnancy related diseases Severe diseases affecting those aged less than 5	High cost of transportation Lack of transportation
Nahliya	Skin diseases Chronic diseases Pregnancy related diseases	High cost of transportation Lack of transportation
Thaheriya	Skin diseases Chronic diseases Pregnancy related diseases	High cost of transportation Lack of transportation Old age

Food Security

- Korin**
- Bread: no info
 - Rice: 350 SYP
 - Lentils: 400 SYP
 - Sugar: 450 SYP
 - Cooking oil: 600 SYP
- Shops
 - No difficulties reported
 - Private bakeries unavailable
- Motaram**
- Bread: 128 SYP
 - Rice: 400 SYP
 - Lentils: 400 SYP
 - Sugar: 450 SYP
 - Cooking oil: 600 SYP
- Government distribution
 - No difficulties reported
 - Private bakeries unavailable
- Nahliya**
- Bread: 150 SYP
 - Rice: 400 SYP
 - Lentils: 400 SYP
 - Sugar: 450 SYP
 - Cooking oil: 600 SYP
- Shops
 - No difficulties reported
 - Private bakeries unavailable
- Thaheriya**
- Bread: no info
 - Rice: 350 SYP
 - Lentils: 400 SYP
 - Sugar: 450 SYP
 - Cooking oil: 600 SYP
- Shops
 - No difficulties reported
 - Private bakeries unavailable
- Main challenges to obtaining food**
- No challenges
 - Some foods unavailable
 - Local production decreased
 - Lack of access to markets
 - Some foods expensive
 - Lack of resources to buy food
 - Lack of access to fuel
 - Cooking fuel unavailable
 - No information
- Access to bread**
- Bread (public): 1 pack
 - Rice: 1kg
 - Lentils: 1kg
 - Sugar: 1kg
 - Cooking oil: 1 litre
 - Most common source of bread
 - Most common barriers to accessing bread
 - Number of days, per month, where bread from private bakeries was unavailable

Armanaz, Idleb Governorate

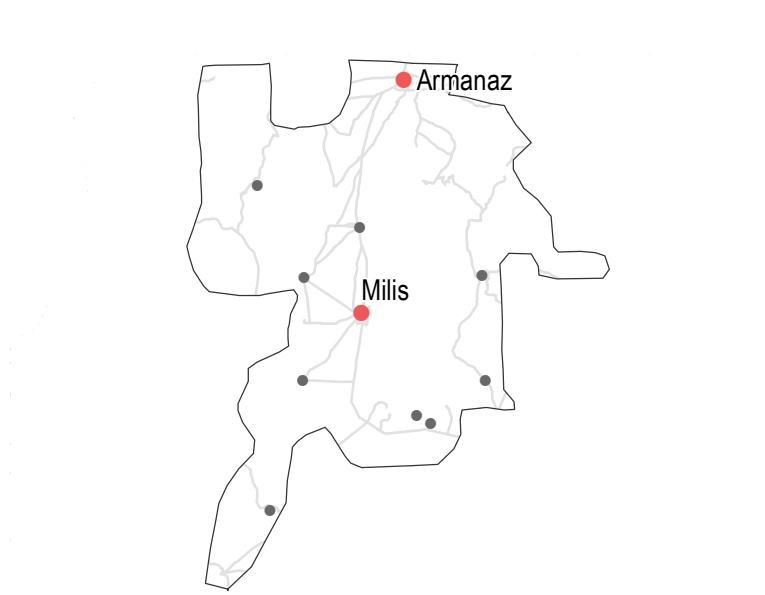
August 2017

Displacement

- % of pre-conflict population remaining
- % of population that are female
- % of female-headed households
- IDPs living in village
- New IDP arrivals
- Returnees

Armanaz					
76-100%	26-50%	1-25%			
Yes	No	No			
Milis					
76-100%	26-50%	1-25%			
Yes	No	No			

• 2/11 communities assessed : Armanaz, Milis



Shelter

- Independent apartment or house
 - Shared apartment or house
 - Unfinished apartment or house
 - Tent
 - Private space not for shelter
 - Cave/natural shelter
 - Collective public space not for shelter
 - No IDPs
 - No information
- Min - Max: rent paid per room (where known)

Armanaz	
NDPs	IDPs
3000 - 4000 SYP	
Milis	
NDPs	IDPs
3000 - 4000 SYP	

Livelihoods

	Most common source of income	Most common strategies used to cope with lack of income / resources
Armanaz	Daily employment Farm owning Business/trade	Children sent to work/beg Taking loans/buying on credit
Milis	Daily employment Farm owning Business/trade	Children sent to work/beg Taking loans/buying on credit

NFIs

Armanaz

B 8000 SYP	NA
C 350 SYP	2500 SYP
D 275 SYP	400 SYP
F 55000 SYP	NA

Milis

B 8000 SYP	NA
C 350 SYP	2500 SYP
D 275 SYP	400 SYP
F 55000 SYP	NA

- Most common electricity source
- Main network
 - Generator
 - No source
 - Solar alternative
 - No information
- Fuel Prices (SYP)*
- B** Butane (cannister)
 - C** Coal (1kg)
 - D** Diesel (1 litre)
 - F** Firewood (tonne)
- NFI Prices (SYP)*
- Cement (50kg)
 - Floor mat (3*4m)
 - Plastic tarpaulin (1m²)
 - Tent (5 persons)
- NA: not available for purchase

Armanaz
No lack of fuel

Milis
No lack of fuel

Most common strategies used to cope with a lack of fuel

Armanaz, Idleb Governorate

August 2017

WASH

- Most common water source**
- Water is safe to drink
 - Water tastes/smells bad
 - People sick after drinking
 - No information
- Sufficiency of available water to meet household needs**
- Sufficient
 - Insufficient
 - No information
- Most common method of garbage disposal**

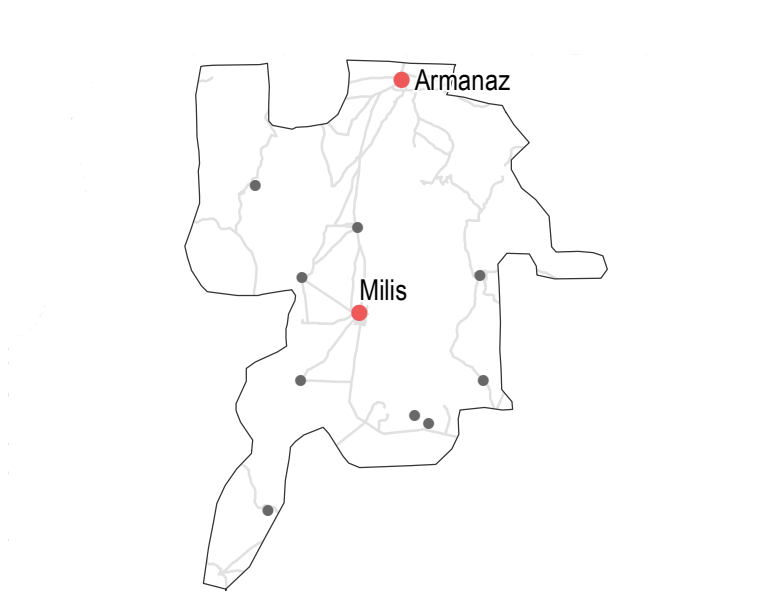
Armanaz

- Network
- Private paid collection

Milis

- Network
- Private paid collection

• 2/11 communities assessed : Armanaz, Milis



Food Security

Armanaz

- Bread: 125 SYP
- Rice: 500 SYP
- Lentils: 500 SYP
- Sugar: 500 SYP
- Cooking oil: 800 SYP
- Public bakeries
- No difficulties reported

Milis

- Bread: 125 SYP
- Rice: 500 SYP
- Lentils: 500 SYP
- Sugar: 500 SYP
- Cooking oil: 800 SYP
- Public bakeries
- No difficulties reported

Main challenges to obtaining food

- No challenges
- Some foods unavailable
- Local production decreased
- Lack of access to markets
- Some foods expensive
- Lack of resources to buy food
- Lack of access to fuel
- Cooking fuel unavailable
- No information

Bread (public): 1 pack
Rice: 1kg
Lentils: 1kg
Sugar: 1kg
Cooking oil: 1 litre

Access to bread

- Most common source of bread
- Most common barriers to accessing bread
- Number of days, per month, where bread from private bakeries was unavailable

Education

- Status of primary schools in village**
- Functioning
 - Not functioning
 - Not available
 - No information
- Barriers to accessing education services**

Armanaz

Most children accessed education

Milis

Most children accessed education

Health

Most common health problems

Most common barriers to accessing healthcare

Armanaz

- Injuries
- Acute respiratory infections
- Severe diseases affecting those aged less than 5

No difficulties reported

Milis

- Disabilities
- Severe diseases affecting those aged less than 5

No difficulties reported

Badama, Idleb Governorate

August 2017

Displacement

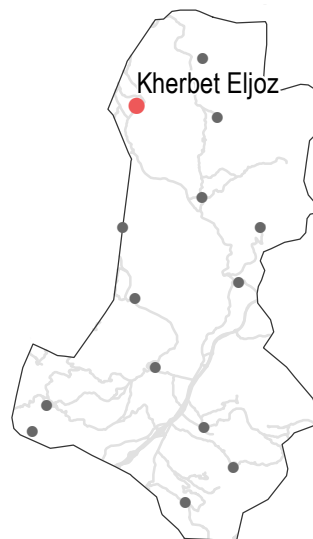
- % of pre-conflict population remaining
- % of population that are female
- % of female-headed households
- IDPs living in village
- New IDP arrivals
- Returnees

Kherbet Eljoz

76-100% 51-75% 1-25%

Yes Yes No

• 1/13 community assessed : Kherbet Eljoz



NFIs

Kherbet Eljoz

B 6800 SYP 3500 SYP

C NA 4000 SYP

D 280 SYP 1100 SYP

F 65000 SYP NA

Most common electricity source

- Main network
- Generator
- No source
- Solar alternative
- No information

Fuel Prices (SYP)*

- B** Butane (cannister)
- C** Coal (1kg)
- D** Diesel (1 litre)
- F** Firewood (tonne)

NFI Prices (SYP)*

- Cement (50kg)
- Floor mat (3*4m)
- Plastic tarpaulin (1m²)
- Tent (5 persons)

NA: not available for purchase

Shelter

- Most common shelter
- Independent apartment or house
 - Shared apartment or house
 - Unfinished apartment or house
 - Tent
 - Private space not for shelter
 - Cave/natural shelter
 - Collective public space not for shelter
 - No IDPs
 - No information
- Min - Max: rent paid per room (where known)

Kherbet Eljoz

NDPs IDPs

10000 - 20000 SYP

Livelihoods

Most common source of income

Kherbet Eljoz

High risk/illegal work
Farm owning
Sale of humanitarian aid

Most common strategies used to cope with lack of income / resources

Children sent to work/beg
Borrowing from family/friends
High risk/illegal work

Kherbet Eljoz

Cutting trees
Burning productive assets

Most common strategies used to cope with a lack of fuel

Badama, Idleb Governorate

August 2017

WASH

- Most common water source
- Status of water source
 - Water is safe to drink
 - Water tastes/smells bad
 - People sick after drinking
 - No information
- Sufficiency of available water to meet household needs
 - Sufficient
 - Insufficient
 - No information
- Most common method of garbage disposal

Kherbet Eljoz

- Closed well
- Private paid collection

• 1/13 community assessed : Kherbet Eljoz



Food Security

Kherbet Eljoz

- Bread: 125 SYP
- Rice: 450 SYP
- Lentils: 350 SYP
- Sugar: 400 SYP
- Cooking oil: 600 SYP
- Public bakeries
- No difficulties reported
- Private bakeries unavailable

Main challenges to obtaining food

- No challenges
- Some foods unavailable
- Local production decreased
- Lack of access to markets
- Some foods expensive
- Lack of resources to buy food
- Lack of access to fuel
- Cooking fuel unavailable
- No information
- Bread (public): 1 pack
- Rice: 1kg
- Lentils: 1kg
- Sugar: 1kg
- Cooking oil: 1 litre

Education

- Status of primary schools in village
 - Functioning
 - Not functioning
 - Not available
 - No information
- Barriers to accessing education services

Kherbet Eljoz

Most children accessed education

Health

- Most common health problems
 - Chronic diseases
 - Pregnancy related diseases
 - Severe diseases affecting those aged less than 5
- Most common barriers to accessing healthcare
 - No difficulties reported

Kherbet Eljoz

Bennsh, Idleb Governorate

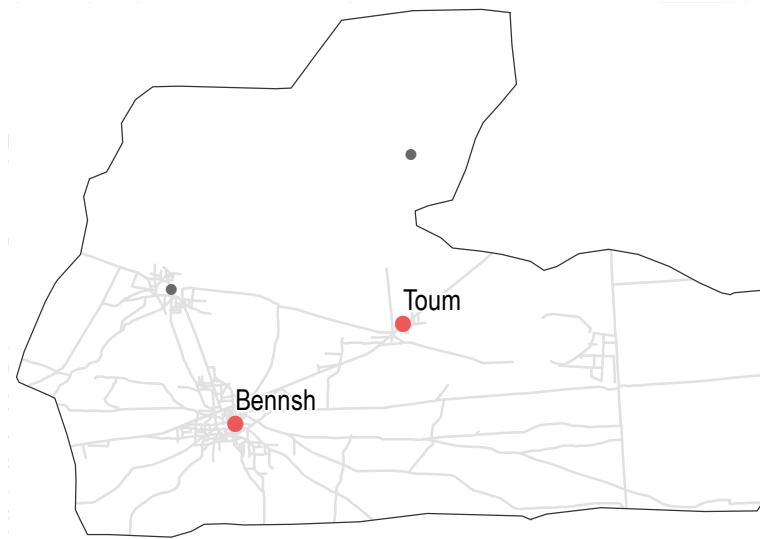
August 2017

Displacement

- % of pre-conflict population remaining
- % of population that are female
- % of female-headed households
- IDPs living in village
- New IDP arrivals
- Returnees

Bennsh					
51-75%	51-75%	1-25%			
Yes	No	No			
Toum					
51-75%	51-75%	1-25%			
Yes	No	No			

• 2/4 communities assessed : Bennsh, Toum



NFIs

Bennsh

B 7000 SYP	1700 SYP
C NA	5500 SYP
D 275 SYP	500 SYP
F NA	23000 SYP

Toum

B 7000 SYP	1700 SYP
C NA	5500 SYP
D 275 SYP	500 SYP
F NA	23000 SYP

Most common electricity source

- Main network
- Generator
- No source
- Solar alternative
- No information

Fuel Prices (SYP)*

- B** Butane (cannister)
- C** Coal (1kg)
- D** Diesel (1 litre)
- F** Firewood (tonne)

NFI Prices (SYP)*

- Cement (50kg)
- Floor mat (3*4m)
- Plastic tarpaulin (1m²)
- Tent (5 persons)

NA: not available for purchase

Shelter

- Independent apartment or house
 - Shared apartment or house
 - Unfinished apartment or house
 - Tent
 - Private space not for shelter
 - Cave/natural shelter
 - Collective public space not for shelter
 - No IDPs
 - No information
- Min - Max: rent paid per room (where known)

Bennsh	
NDPs	IDPs
5000 - 7000 SYP	

Toum	
NDPs	IDPs
3000 - 5000 SYP	

Livelihoods

Most common source of income

Most common strategies used to cope with lack of income / resources

Bennsh

Daily employment
Farm owning
Business/trade

Borrowing from family/friends
Selling household assets
Skipping meals

Bennsh
No lack of fuel

Toum

Daily employment
Farm owning
Business/trade

Borrowing from family/friends
Selling household assets
Skipping meals

Toum
No lack of fuel

Most common strategies used to cope with a lack of fuel

Bennsh, Idleb Governorate

August 2017

WASH

- Most common water source
- Status of water source
 - Water is safe to drink
 - Water tastes/smells bad
 - People sick after drinking
 - No information
- Sufficiency of available water to meet household needs
 - Sufficient
 - Insufficient
 - No information
- Most common method of garbage disposal

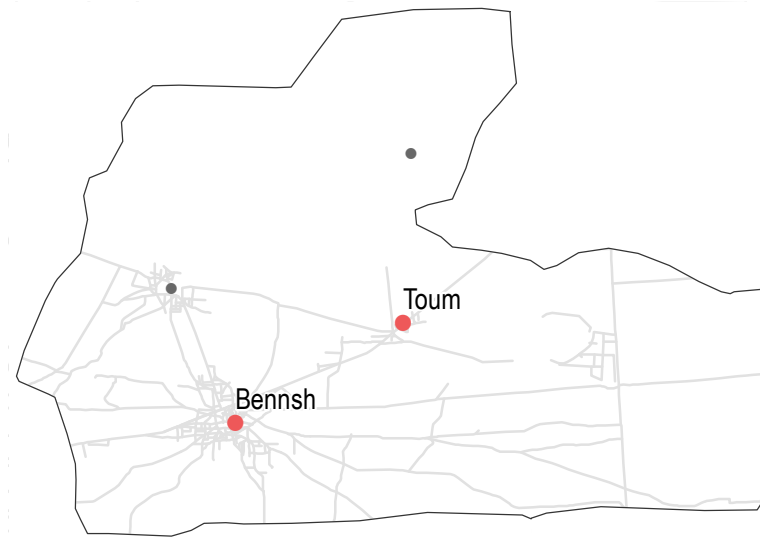
Bennsh

- Network
- Public free collection

Toum

- Network
- Public free collection

• 2/4 communities assessed : Bennsh, Toum



Food Security

Bennsh

- Bread: 125 SYP
- Rice: 550 SYP
- Lentils: 500 SYP
- Sugar: 425 SYP
- Cooking oil: 600 SYP
- Public bakeries
- No difficulties reported
- 1 to 10

Toum

- Bread: 100 SYP
- Rice: 550 SYP
- Lentils: 550 SYP
- Sugar: 425 SYP
- Cooking oil: 600 SYP
- Public bakeries
- No difficulties reported
- 1 to 10

Main challenges to obtaining food

- No challenges
- Some foods unavailable
- Local production decreased
- Lack of access to markets
- Some foods expensive
- Lack of resources to buy food
- Lack of access to fuel
- Cooking fuel unavailable
- No information
- Bread (public): 1 pack
- Rice: 1kg
- Lentils: 1 kg
- Sugar: 1kg
- Cooking oil: 1 litre

Access to bread

- Most common source of bread
- Most common barriers to accessing bread
- Number of days, per month, where bread from private bakeries was unavailable

Education

- Status of primary schools in village
 - Functioning
 - Not functioning
 - Not available
 - No information
- Barriers to accessing education services

Bennsh
Most children accessed education

Toum
Most children accessed education

Health

- Most common health problems
- Most common barriers to accessing healthcare

Bennsh

Chronic diseases
Injuries

No difficulties reported

Toum

Chronic diseases

No facilities in the area
Lack of transportation

Dana 1/3, Idleb Governorate

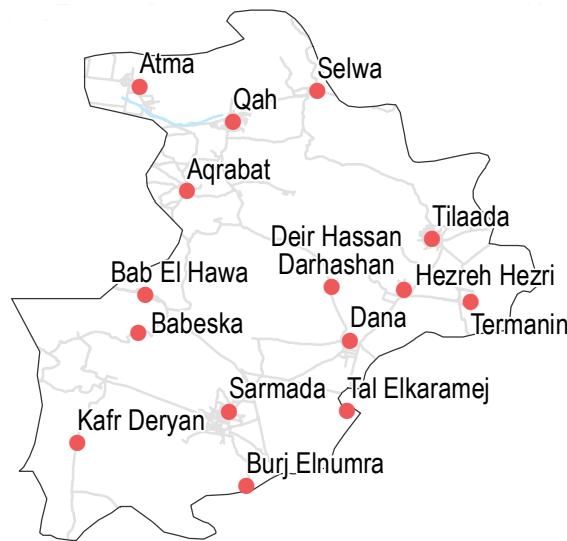
August 2017

Displacement

- % of pre-conflict population remaining
- % of population that are female
- % of female-headed households
- IDPs living in village
- New IDP arrivals
- Returnees

Community	% of pre-conflict population remaining	% of population that are female	% of female-headed households	IDPs living in village	New IDP arrivals	Returnees
Aqrabat	76-100%	51-75%	1-25%	Yes	No	No
Atma	76-100%	51-75%	1-25%	Yes	No	No
Bab El Hawa	76-100%	51-75%	1-25%	Yes	No	No
Babeska	76-100%	51-75%	1-25%	Yes	No	No
Burj Elnumra	76-100%	51-75%	1-25%	Yes	No	No

• 15/15 communities assessed (10 communities are shown on the next two factsheets): Aqrabat, Atma, Bab El Hawa, Babeska, Burj Elnumra



Shelter

- Independent apartment or house
- Shared apartment or house
- Unfinished apartment or house
- Tent
- Private space not for shelter
- Cave/natural shelter
- Collective public space not for shelter
- No IDPs
- No information
- Min - Max: rent paid per room (where known)

Community	Most common shelter	Min - Max: rent paid per room (where known)
Aqrabat	Independent apartment or house	10000 - 12000 SYP
Atma	Independent apartment or house	12000 - 15000 SYP
Bab El Hawa	Independent apartment or house	10000 - 12000 SYP
Babeska	Independent apartment or house	10000 - 12000 SYP
Burj Elnumra	Independent apartment or house	10000 - 12000 SYP

Livelihoods

- Most common source of income
- Most common strategies used to cope with lack of income / resources

Community	Most common source of income	Most common strategies used to cope with lack of income / resources
Aqrabat	Farm owning Business/trade Remittances	Borrowing from family/friends Skipping meals Reducing meal size
Atma	Farm owning Business/trade Remittances	Borrowing from family/friends Skipping meals Reducing meal size
Bab El Hawa	Farm owning Business/trade Remittances	Borrowing from family/friends Skipping meals Reducing meal size
Babeska	Farm owning Business/trade Remittances	Borrowing from family/friends Skipping meals Reducing meal size
Burj Elnumra	Farm owning Business/trade Remittances	Borrowing from family/friends Skipping meals Reducing meal size

NFIs

Community	Electricity source	Fuel Prices (SYP)*	NFI Prices (SYP)*
Aqrabat	B 6800 SYP C 30 SYP D 275 SYP F 45000 SYP	1650 SYP 6500 SYP 250 SYP 25000 SYP	1600 SYP 6000 SYP 200 SYP 25000 SYP
Atma	B 7000 SYP C 30 SYP D 275 SYP F 45000 SYP	1600 SYP 6000 SYP 200 SYP 25000 SYP	1600 SYP 6000 SYP 200 SYP 25000 SYP
Bab El Hawa	B 6800 SYP C 30 SYP D 275 SYP F 45000 SYP	1700 SYP 6500 SYP 250 SYP 25000 SYP	1700 SYP 6500 SYP 250 SYP 25000 SYP
Babeska	B 6800 SYP C 30 SYP D 275 SYP F 45000 SYP	1750 SYP 6000 SYP 250 SYP 25000 SYP	1750 SYP 6000 SYP 250 SYP 25000 SYP
Burj Elnumra	B 6800 SYP C 30 SYP D 275 SYP F 45000 SYP	1700 SYP 6500 SYP 250 SYP 25000 SYP	1700 SYP 6500 SYP 250 SYP 25000 SYP

- Most common electricity source
- Main network
- Generator
- No source
- Solar alternative
- No information
- Fuel Prices (SYP)*
- B** Butane (cannister)
- C** Coal (1kg)
- D** Diesel (1 litre)
- F** Firewood (tonne)
- NFI Prices (SYP)*
- Cement (50kg)
- Floor mat (3*4m)
- Plastic tarpaulin (1m²)
- Tent (5 persons)
- NA: not available for purchase

Community	Most common strategies used to cope with a lack of fuel
Aqrabat	No lack of fuel
Atma	No lack of fuel
Babeska	No lack of fuel
Bab El Hawa	No lack of fuel
Burj Elnumra	No lack of fuel

Dana 1/3, Idleb Governorate

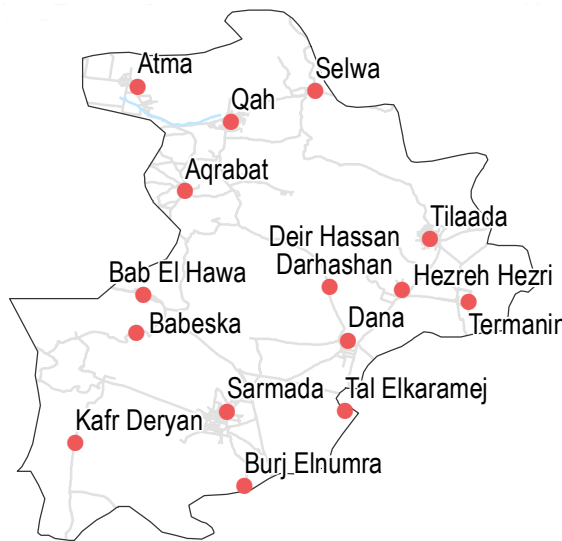
August 2017

WASH

- Most common water source**
- Status of water source**
- Water is safe to drink
 - Water tastes/smells bad
 - People sick after drinking
 - No information
- Sufficiency of available water to meet household needs**
- Sufficient
 - Insufficient
 - No information
- Most common method of garbage disposal**

- Aqrabat**
- Network
 - Public free collection
- Atma**
- Network
 - Public free collection
- Bab El Hawa**
- Water trucking
 - Public free collection
- Babeska**
- Water trucking
 - Public free collection
- Burj Elnumra**
- Water trucking
 - Public free collection

• 15/15 communities assessed (10 communities are shown on the next two factsheets): Aqrabat, Atma, Bab El Hawa, Babeska, Burj Elnumra



Education

- Status of primary schools in village**
- Functioning
 - Not functioning
 - Not available
 - No information
- Barriers to accessing education services**

- Bab El Hawa**
- Most children accessed education
- Babeska**
- Most children accessed education
- Burj Elnumra**
- Most children accessed education

Aqrabat

Most children accessed education

Atma

Most children accessed education

Health

- Most common health problems**
- Most common barriers to accessing healthcare**

Community	Most common health problems	Most common barriers to accessing healthcare
Aqrabat	Pregnancy related diseases Maternal health issues Severe diseases affecting those aged less than 5	No difficulties reported
Atma	Diarrhoea Pregnancy related diseases Maternal health issues	No difficulties reported
Bab El Hawa	Pregnancy related diseases Maternal health issues Severe diseases affecting those aged less than 5	No difficulties reported
Babeska	Pregnancy related diseases Maternal health issues Severe diseases affecting those aged less than 5	No difficulties reported
Burj Elnumra	Pregnancy related diseases Maternal health issues Severe diseases affecting those aged less than 5	No difficulties reported

Food Security

Aqrabat

- Private bakeries
 - No difficulties reported
 - 0
- Bread: no info
Rice: 250 SYP
Lentils: 300 SYP
Sugar: 400 SYP
Cooking oil: 500 SYP

Atma

- Private bakeries
 - No difficulties reported
 - 0
- Bread: no info
Rice: 275 SYP
Lentils: 300 SYP
Sugar: 400 SYP
Cooking oil: 500 SYP

Bab El Hawa

- Shops
 - No difficulties reported
 - Private bakeries unavailable
- Bread: no info
Rice: 250 SYP
Lentils: 350 SYP
Sugar: 400 SYP
Cooking oil: 500 SYP

Babeska

- Shops
 - No difficulties reported
 - Private bakeries unavailable
- Bread: no info
Rice: 275 SYP
Lentils: 350 SYP
Sugar: 400 SYP
Cooking oil: 500 SYP

Burj Elnumra

- Shops
 - No difficulties reported
 - Private bakeries unavailable
- Bread: no info
Rice: 250 SYP
Lentils: 300 SYP
Sugar: 400 SYP
Cooking oil: 500 SYP

Main challenges to obtaining food

- No challenges
- Some foods unavailable
- Local production decreased
- Lack of access to markets
- Some foods expensive
- Lack of resources to buy food
- Lack of access to fuel
- Cooking fuel unavailable
- No information

Bread (public): 1 pack
Rice: 1kg
Lentils: 1 kg
Sugar: 1kg
Cooking oil: 1 litre

Access to bread

- Most common source of bread
- Most common barriers to accessing bread
- Number of days, per month, where bread from private bakeries was unavailable

Dana 2/3, Idleb Governorate

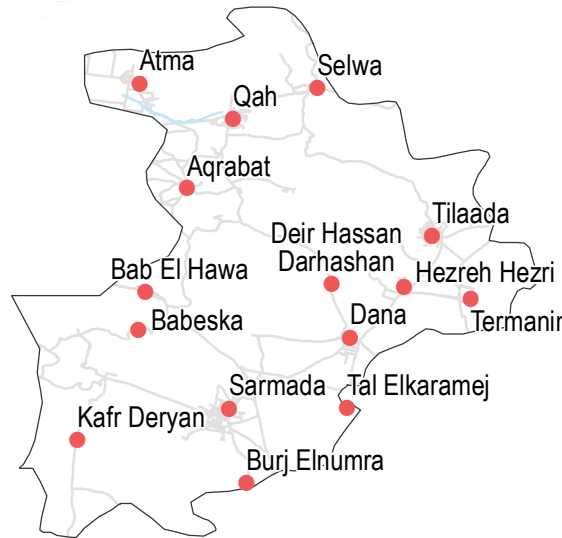
August 2017

Displacement

- % of pre-conflict population remaining
- % of population that are female
- % of female-headed households
- IDPs living in village
- New IDP arrivals
- Returnees

Community	% of pre-conflict population remaining	% of population that are female	% of female-headed households	IDPs living in village	New IDP arrivals	Returnees
Dana	76-100%	51-75%	1-25%	Yes	No	No
Deir Hassan Darhashan	76-100%	51-75%	1-25%	Yes	No	No
Hezreh Hezri	76-100%	51-75%	1-25%	Yes	No	No
Kafr Deryan	76-100%	51-75%	1-25%	Yes	No	No
Qah	76-100%	51-75%	1-25%	Yes	No info	No

• 15/15 communities assessed (5 communities are shown on the previous factsheet, 5 communities are shown on the next factsheet): Dana, Deir Hassan Darhashan, Hezreh Hezri, Kafr Deryan, Qah



Shelter

- Independent apartment or house
- Shared apartment or house
- Unfinished apartment or house
- Tent
- Private space not for shelter
- Cave/natural shelter
- Collective public space not for shelter
- No IDPs
- No information
- Min - Max: rent paid per room (where known)

Community	Most common shelter	Min - Max: rent paid per room (where known)
Dana	Independent apartment or house	10000 - 15000 SYP
Deir Hassan Darhashan	Independent apartment or house	7000 - 10000 SYP
Hezreh Hezri	Independent apartment or house	7000 - 10000 SYP
Kafr Deryan	Independent apartment or house	12000 - 15000 SYP
Qah	No IDPs	7000 - 10000 SYP

Livelihoods

- Most common source of income
- Most common strategies used to cope with lack of income / resources

Community	Most common source of income	Most common strategies used to cope with lack of income / resources
Dana	Farm owning Business/trade Support from family/friends	Borrowing from family/friends Skipping meals Reducing meal size
Deir Hassan Darhashan	Farm owning Business/trade Remittances	Borrowing from family/friends Skipping meals Reducing meal size
Hezreh Hezri	Farm owning Business/trade Remittances	Borrowing from family/friends Skipping meals Reducing meal size
Kafr Deryan	Farm owning Business/trade Remittances	Borrowing from family/friends Skipping meals Reducing meal size
Qah	Farm owning Business/trade Remittances	Borrowing from family/friends Skipping meals Reducing meal size

NFIs

Community	Electricity source	Fuel Prices (SYP)*	NFI Prices (SYP)*
Dana	B 6600 SYP C 30 SYP D 275 SYP F 45000 SYP	1600 SYP 5500 SYP 200 SYP 22000 SYP	6800 SYP 30 SYP 275 SYP 45000 SYP
Deir Hassan Darhashan	B 6800 SYP C 30 SYP D 275 SYP F 45000 SYP	1700 SYP 6000 SYP 250 SYP 25000 SYP	7200 SYP 30 SYP 275 SYP 45000 SYP
Hezreh Hezri	B 6800 SYP C 30 SYP D 275 SYP F 45000 SYP	1650 SYP 6500 SYP 200 SYP 25000 SYP	1650 SYP 6500 SYP 200 SYP 25000 SYP
Kafr Deryan	B 6800 SYP C 30 SYP D 275 SYP F 45000 SYP	1700 SYP 6000 SYP 250 SYP 25000 SYP	7200 SYP 30 SYP 275 SYP 45000 SYP
Qah	B 6800 SYP C 30 SYP D 275 SYP F 45000 SYP	1600 SYP 6500 SYP 200 SYP 23000 SYP	7200 SYP 30 SYP 275 SYP 45000 SYP

- Most common electricity source
- Main network
- Generator
- No source
- Solar alternative
- No information
- Fuel Prices (SYP)*
- B** Butane (cannister)
- C** Coal (1kg)
- D** Diesel (1 litre)
- F** Firewood (tonne)
- NFI Prices (SYP)*
- Cement (50kg)
- Floor mat (3*4m)
- Plastic tarpaulin (1m²)
- Tent (5 persons)
- NA: not available for purchase

Community	Most common strategies used to cope with a lack of fuel
Dana	No lack of fuel
Deir Hassan Darhashan	No lack of fuel
Kafr Deryan	No lack of fuel
Hezreh Hezri	No lack of fuel
Qah	No lack of fuel

Dana 2/3, Idleb Governorate

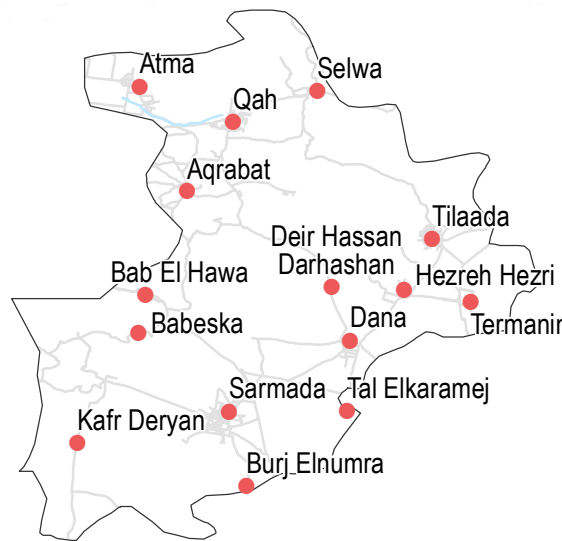
August 2017

WASH

- Most common water source**
- Water is safe to drink
 - Water tastes/smells bad
 - People sick after drinking
 - No information
- Sufficiency of available water to meet household needs**
- Sufficient
 - Insufficient
 - No information
- Most common method of garbage disposal**

- Dana**
- Water trucking
 - Public free collection
- Deir Hassan Darhashan**
- Network
 - Public free collection
- Hezreh Hezri**
- Water trucking
 - Public free collection
- Kafr Deryan**
- Water trucking
 - Public free collection
- Qah**
- Water trucking
 - Public free collection

• 15/15 communities assessed (5 communities are shown on the previous factsheet, 5 communities are shown on the next factsheet): Dana, Deir Hassan Darhashan, Hezreh Hezri, Kafr Deryan, Qah



Education

- Status of primary schools in village**
- Functioning
 - Not functioning
 - Not available
 - No information
- Barriers to accessing education services**

- Hezreh Hezri**
- Most children accessed education
- Kafr Deryan**
- Most children accessed education
- Dana**
- Most children accessed education
- Qah**
- Most children accessed education

Deir Hassan Darhashan

Most children accessed education

Health

- Most common health problems
- Most common barriers to accessing healthcare

Community	Most common health problems	Most common barriers to accessing healthcare
Dana	Pregnancy related diseases Maternal health issues Severe diseases affecting those aged less than 5	No difficulties reported
Deir Hassan Darhashan	Diarrhoea Pregnancy related diseases Maternal health issues	No difficulties reported
Hezreh Hezri	Diarrhoea Maternal health issues Severe diseases affecting those aged less than 5	No difficulties reported
Kafr Deryan	Pregnancy related diseases Maternal health issues Severe diseases affecting those aged less than 5	No difficulties reported
Qah	Diarrhoea Pregnancy related diseases Maternal health issues	No difficulties reported

Food Security

- Dana**
- Bread: no info
 - Rice: 250 SYP
 - Lentils: 300 SYP
 - Sugar: 400 SYP
 - Cooking oil: 500 SYP
 - Private bakeries
 - No difficulties reported
- Deir Hassan Darhashan**
- Bread: no info
 - Rice: 250 SYP
 - Lentils: 300 SYP
 - Sugar: 400 SYP
 - Cooking oil: 500 SYP
 - Private bakeries
 - No difficulties reported
- Hezreh Hezri**
- Bread: no info
 - Rice: 275 SYP
 - Lentils: 300 SYP
 - Sugar: 375 SYP
 - Cooking oil: 500 SYP
 - Private bakeries
 - No difficulties reported
- Kafr Deryan**
- Bread: no info
 - Rice: 300 SYP
 - Lentils: 300 SYP
 - Sugar: 375 SYP
 - Cooking oil: 500 SYP
 - Private bakeries
 - No difficulties reported
- Qah**
- Bread: no info
 - Rice: 275 SYP
 - Lentils: 350 SYP
 - Sugar: 400 SYP
 - Cooking oil: 500 SYP
 - Private bakeries
 - No difficulties reported

- Main challenges to obtaining food**
- No challenges
 - Some foods unavailable
 - Local production decreased
 - Lack of access to markets
 - Some foods expensive
 - Lack of resources to buy food
 - Lack of access to fuel
 - Cooking fuel unavailable
 - No information
- Bread (public): 1 pack**
- Rice: 1kg**
- Lentils: 1kg**
- Sugar: 1kg**
- Cooking oil: 1 litre**
- Access to bread**
- Most common source of bread
 - Most common barriers to accessing bread
 - Number of days, per month, where bread from private bakeries was unavailable

Dana 3/3, Idleb Governorate

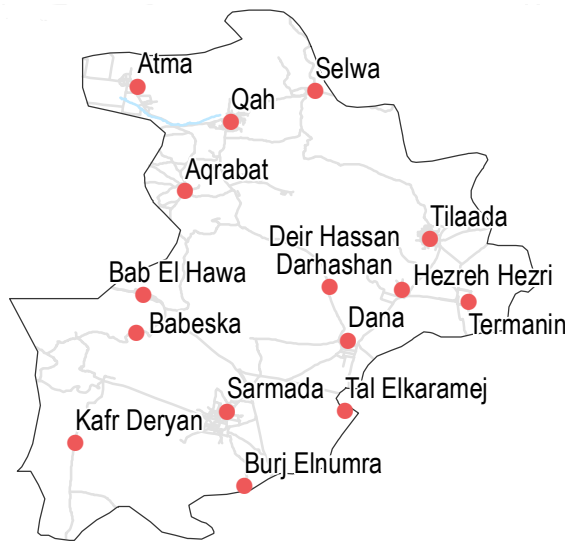
August 2017

Displacement

- % of pre-conflict population remaining
- % of population that are female
- % of female-headed households
- IDPs living in village
- New IDP arrivals
- Returnees

Community	% of pre-conflict population remaining	% of population that are female	% of female-headed households	IDPs living in village	New IDP arrivals	Returnees
Sarmada	76-100%	51-75%	1-25%	Yes	No	No
Selwa	76-100%	51-75%	1-25%	Yes	No	No
Tal Elkaramelj	76-100%	51-75%	1-25%	Yes	No	No
Termanin	76-100%	51-75%	1-25%	Yes	No	No
Tilaada	76-100%	51-75%	1-25%	Yes	No	No

• 15/15 communities assessed (10 communities are shown on the previous two factsheets): Sarmada, Selwa, Tal Elkaramelj, Termanin, Tilaada



Shelter

- Independent apartment or house
- Shared apartment or house
- Unfinished apartment or house
- Tent
- Private space not for shelter
- Cave/natural shelter
- Collective public space not for shelter
- No IDPs
- No information
- Min - Max: rent paid per room (where known)

Community	Most common shelter	Min - Max: rent paid per room (where known)
Sarmada	Independent apartment or house	12000 - 15000 SYP
Selwa	Independent apartment or house	7000 - 10000 SYP
Tal Elkaramelj	No IDPs	10000 - 15000 SYP
Termanin	Independent apartment or house	12000 - 15000 SYP
Tilaada	Independent apartment or house	7000 - 12000 SYP

Livelihoods

- Most common source of income
- Most common strategies used to cope with lack of income / resources

Community	Most common source of income	Most common strategies used to cope with lack of income / resources
Sarmada	Farm owning Business/trade Remittances	Borrowing from family/friends Skipping meals Reducing meal size
Selwa	Farm owning Business/trade Support from family/friends	Borrowing from family/friends Skipping meals Reducing meal size
Tal Elkaramelj	Farm owning Business/trade Support from family/friends	Borrowing from family/friends Skipping meals Reducing meal size
Termanin	Farm owning Business/trade Support from family/friends	Borrowing from family/friends Skipping meals Reducing meal size
Tilaada	Farm owning Business/trade Savings	Borrowing from family/friends Skipping meals Reducing meal size

NFIs

Community	Butane (cannister)	Coal (1kg)	Diesel (1 litre)	Firewood (tonne)	Cement (50kg)	Floor mat (3*4m)	Plastic tarpaulin (1m ²)	Tent (5 persons)
Sarmada	B 6800 SYP	C 30 SYP	D 275 SYP	F 45000 SYP	1600 SYP	200 SYP	25000 SYP	25000 SYP
Selwa	B 7000 SYP	C 30 SYP	D 275 SYP	F 45000 SYP	1600 SYP	200 SYP	25000 SYP	25000 SYP
Tal Elkaramelj	B 6800 SYP	C 30 SYP	D 275 SYP	F 45000 SYP	1650 SYP	400 SYP	6000 SYP	25000 SYP
Termanin	B 6800 SYP	C 33 SYP	D 275 SYP	F 50000 SYP	1650 SYP	200 SYP	6000 SYP	25000 SYP
Tilaada	B 6600 SYP	C 30 SYP	D 275 SYP	F 45000 SYP	1650 SYP	250 SYP	25000 SYP	25000 SYP

- Most common electricity source
- Main network
- Generator
- No source
- Solar alternative
- No information
- Fuel Prices (SYP)*
- B** Butane (cannister)
- C** Coal (1kg)
- D** Diesel (1 litre)
- F** Firewood (tonne)
- NFI Prices (SYP)*
- Cement (50kg)
- Floor mat (3*4m)
- Plastic tarpaulin (1m²)
- Tent (5 persons)
- NA: not available for purchase

Community	Most common strategies used to cope with a lack of fuel
Sarmada	No lack of fuel
Selwa	No lack of fuel
Termanin	No lack of fuel
Tal Elkaramelj	No lack of fuel
Tilaada	No lack of fuel

Dana 3/3, Idleb Governorate

August 2017

WASH

- Most common water source**
- Status of water source**
- Water is safe to drink
 - Water tastes/smells bad
 - People sick after drinking
 - No information
- Sufficiency of available water to meet household needs**
- Sufficient
 - Insufficient
 - No information
- Most common method of garbage disposal**

Sarmada

- Water trucking
- Public free collection

Selwa

- Water trucking
- Public free collection

Tal Elkaramej

- Water trucking
- Public free collection

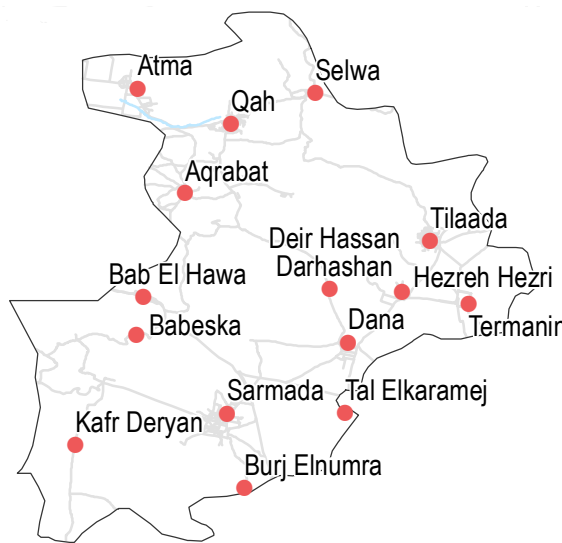
Termanin

- Water trucking
- Public free collection

Tilaada

- Water trucking
- Public free collection

- 15/15 communities assessed (10 communities are shown on the previous two factsheets): Sarmada, Selwa, Tal Elkaramej, Termanin, Tilaada



Education

- Status of primary schools in village**
- Functioning
 - Not functioning
 - Not available
 - No information
- Barriers to accessing education services**

Tal Elkaramej

Most children accessed education

Termanin

Most children accessed education

Tilaada

Most children accessed education

Sarmada

Most children accessed education

Selwa

Most children accessed education

Health

Most common health problems

Most common barriers to accessing healthcare

Sarmada

Pregnancy related diseases
Maternal health issues
Severe diseases affecting those aged less than 5

No difficulties reported

Selwa

Diarrhoea
Pregnancy related diseases
Maternal health issues

No difficulties reported

Tal Elkaramej

Pregnancy related diseases
Maternal health issues
Severe diseases affecting those aged less than 5

No difficulties reported

Termanin

Diarrhoea
Pregnancy related diseases
Severe diseases affecting those aged less than 5

No difficulties reported

Tilaada

Pregnancy related diseases
Maternal health issues
Severe diseases affecting those aged less than 5

No difficulties reported

Food Security

Sarmada



Bread: no info
Rice: 275 SYP
Lentils: 300 SYP
Sugar: 400 SYP
Cooking oil: 500 SYP

Private bakeries

No difficulties reported

0

Selwa



Bread: no info
Rice: 250 SYP
Lentils: 300 SYP
Sugar: 400 SYP
Cooking oil: 500 SYP

Private bakeries

No difficulties reported

0

Tal Elkaramej



Bread: no info
Rice: 250 SYP
Lentils: 300 SYP
Sugar: 375 SYP
Cooking oil: 500 SYP

Private bakeries

No difficulties reported

0

Termanin



Bread: no info
Rice: 275 SYP
Lentils: 300 SYP
Sugar: 400 SYP
Cooking oil: 500 SYP

Private bakeries

No difficulties reported

0

Tilaada



Bread: no info
Rice: 250 SYP
Lentils: 300 SYP
Sugar: 400 SYP
Cooking oil: 500 SYP

Private bakeries

No difficulties reported

0

Main challenges to obtaining food

- No challenges
- Some foods unavailable
- Local production decreased
- Lack of access to markets
- Some foods expensive
- Lack of resources to buy food
- Lack of access to fuel
- Cooking fuel unavailable
- No information

Bread (public): 1 pack
Rice: 1kg
Lentils: 1kg
Sugar: 1kg
Cooking oil: 1 litre

Access to bread

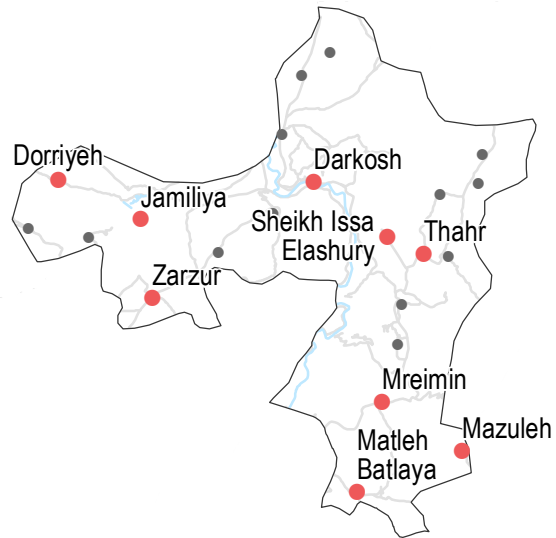
- Most common source of bread
- Most common barriers to accessing bread
- Number of days, per month, where bread from private bakeries was unavailable

Displacement

- % of pre-conflict population remaining
- % of population that are female
- % of female-headed households
- IDPs living in village
- New IDP arrivals
- Returnees

Community	% of pre-conflict population remaining	% of population that are female	% of female-headed households	IDPs living in village	New IDP arrivals	Returnees
Darkosh	76-100%	26-50%	1-25%	Yes	No	No
Dorriyeh	76-100%	26-50%	1-25%	Yes	No	No
Jamiliya	None	26-50%	1-25%	Yes	No	No
Matleh Batlaya	76-100%	26-50%	1-25%	Yes	No	No
Mazuleh	76-100%	26-50%	1-25%	Yes	No	No

• 9/22 communities assessed (4 communities are shown on the next factsheet): Darkosh, Dorriyeh, Jamiliya, Matleh Batlaya, Mazuleh



Shelter

- Independent apartment or house
- Shared apartment or house
- Unfinished apartment or house
- Tent
- Private space not for shelter
- Cave/natural shelter
- Collective public space not for shelter
- No IDPs
- No information
- Min - Max: rent paid per room (where known)

Community	Most common shelter	NDPs	IDPs
Darkosh	Independent apartment or house	3000 - 4000 SYP	2000 - 3000 SYP
Matleh Batlaya	Independent apartment or house	2000 - 3000 SYP	2000 - 3000 SYP
Dorriyeh	Independent apartment or house	2000 - 3000 SYP	2000 - 3000 SYP
Mazuleh	Independent apartment or house	2000 - 3000 SYP	2000 - 3000 SYP
Jamiliya	No IDPs	No info	No info

Livelihoods

Community	Most common source of income	Most common strategies used to cope with lack of income / resources
Darkosh	Daily employment Farm owning Business/trade	Children sent to work/beg Taking loans/buying on credit
Dorriyeh	Daily employment Farm owning Business/trade	Children sent to work/beg Taking loans/buying on credit
Jamiliya	Daily employment Business/trade	Children sent to work/beg Taking loans/buying on credit
Matleh Batlaya	Daily employment Farm owning Business/trade	Children sent to work/beg Taking loans/buying on credit
Mazuleh	Daily employment Farm owning Business/trade	Children sent to work/beg Taking loans/buying on credit

NFIs

Community	Butane (cannister)	Coal (1kg)	Diesel (1 litre)	Firewood (tonne)
Darkosh	B 8000 SYP	C 350 SYP	D 300 SYP	F 45000 SYP
Matleh Batlaya	B 7500 SYP	C 350 SYP	D 280 SYP	F 60000 SYP
Dorriyeh	B 8000 SYP	C 350 SYP	D 275 SYP	F 55000 SYP
Mazuleh	B 8000 SYP	C 350 SYP	D 275 SYP	F 55000 SYP
Jamiliya	B 7500 SYP	C 350 SYP	D 280 SYP	F 60000 SYP

- Most common electricity source
- Main network
- Generator
- No source
- Solar alternative
- No information
- Fuel Prices (SYP)*
- B** Butane (cannister)
- C** Coal (1kg)
- D** Diesel (1 litre)
- F** Firewood (tonne)
- NFI Prices (SYP)*
- Cement (50kg)
- Floor mat (3*4m)
- Plastic tarpaulin (1m²)
- Tent (5 persons)
- NA: not available for purchase

Community	Most common strategies used to cope with a lack of fuel
Darkosh	No lack of fuel
Dorriyeh	No lack of fuel
Matleh Batlaya	No lack of fuel
Jamiliya	No lack of fuel
Mazuleh	No lack of fuel

Darkosh 1/2, Idleb Governorate

August 2017

WASH

- Most common water source**
- Water is safe to drink
 - Water tastes/smells bad
 - People sick after drinking
 - No information
- Sufficiency of available water to meet household needs**
- Sufficient
 - Insufficient
 - No information
- Most common method of garbage disposal**
- Disposed at designated site
 - Private paid collection

Darkosh

- Network
- Disposed at designated site

Dorriyeh

- Network
- Disposed at designated site

Jamiliya

- Network
- Private paid collection

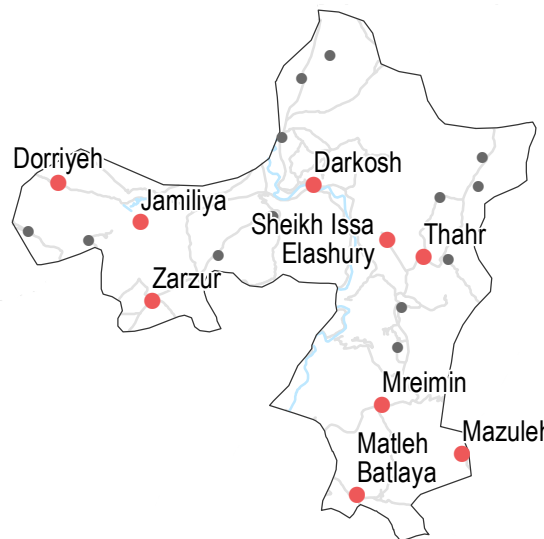
Matleh Batlaya

- Network
- Disposed at designated site

Mazuleh

- Network
- Private paid collection

9/22 communities assessed (4 communities are shown on the next factsheet): Darkosh, Dorriyeh, Jamiliya, Matleh Batlaya, Mazuleh



Education

- Status of primary schools in village**
- Functioning
 - Not functioning
 - Not available
 - No information
- Barriers to accessing education services**
- Most children accessed education

Jamiliya

Most children accessed education

Matleh Batlaya

Most children accessed education

Darkosh

Most children accessed education

Mazuleh

Most children accessed education

Dorriyeh

Most children accessed education

Health



Most common health problems



Most common barriers to accessing healthcare

Darkosh

Injuries
Acute respiratory infections
Severe diseases affecting those aged less than 5

No difficulties reported

Dorriyeh

Injuries
Fever
Severe diseases affecting those aged less than 5

No difficulties reported

Jamiliya

Injuries
Severe diseases affecting those aged less than 5

No difficulties reported

Matleh Batlaya

Pregnancy related diseases
Acute respiratory infections
Severe diseases affecting those aged less than 5

No difficulties reported

Mazuleh

Chronic diseases
Injuries
Severe diseases affecting those aged less than 5

No difficulties reported

Food Security

Darkosh

Bread: 125 SYP
Rice: 500 SYP
Lentils: 500 SYP
Sugar: 500 SYP
Cooking oil: 800 SYP

Public bakeries

No difficulties reported

0

Dorriyeh

Bread: 125 SYP
Rice: 500 SYP
Lentils: 500 SYP
Sugar: 500 SYP
Cooking oil: 800 SYP

Public bakeries

No difficulties reported

0

Jamiliya

Bread: 125 SYP
Rice: 500 SYP
Lentils: 500 SYP
Sugar: 500 SYP
Cooking oil: 800 SYP

Public bakeries

No difficulties reported

0

Matleh Batlaya

Bread: 125 SYP
Rice: 500 SYP
Lentils: 500 SYP
Sugar: 500 SYP
Cooking oil: 800 SYP

Public bakeries

No difficulties reported

0

Mazuleh

Bread: 125 SYP
Rice: 500 SYP
Lentils: 500 SYP
Sugar: 500 SYP
Cooking oil: 800 SYP

Public bakeries

No difficulties reported

0

Main challenges to obtaining food

- No challenges
- Some foods unavailable
- Local production decreased
- Lack of access to markets
- Some foods expensive
- Lack of resources to buy food
- Lack of access to fuel
- Cooking fuel unavailable
- No information

Bread (public): 1 pack
Rice: 1kg
Lentils: 1 kg
Sugar: 1kg
Cooking oil: 1 litre

Access to bread

Most common source of bread

Most common barriers to accessing bread

Number of days, per month, where bread from private bakeries was unavailable

Darkosh 2/2, Idleb Governorate

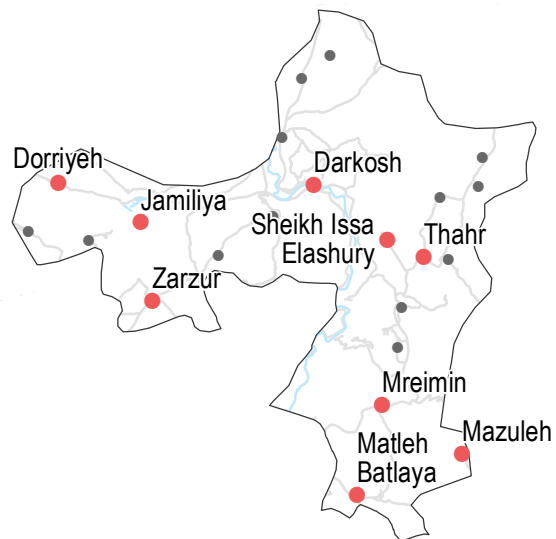
August 2017

Displacement

- % of pre-conflict population remaining
- % of population that are female
- % of female-headed households
- IDPs living in village
- New IDP arrivals
- Returnees

Community	% of pre-conflict population remaining	% of population that are female	% of female-headed households	IDPs living in village	New IDP arrivals	Returnees
Mreimin	76-100%	26-50%	1-25%	Yes	No	No
Sheikh Issa Elashury	76-100%	26-50%	1-25%	Yes	No	No
Thahr	76-100%	26-50%	1-25%	Yes	No	No
Zarzur	76-100%	26-50%	1-25%	Yes	No	No

• 9/22 communities assessed (5 communities are shown on the previous factsheet): Mreimin, Sheikh Issa Elashury, Thahr, Zarzur



NFIs

Community	B	C	D	F
Mreimin	8000 SYP	350 SYP	280 SYP	50000 SYP
Zarzur	8000 SYP	350 SYP	300 SYP	50000 SYP
Sheikh Issa Elashury	8000 SYP	350 SYP	280 SYP	50000 SYP
Thahr	8000 SYP	350 SYP	275 SYP	55000 SYP

- Most common electricity source
- Main network
 - Generator
 - No source
 - Solar alternative
 - No information
- Fuel Prices (SYP)*
- B** Butane (cannister)
 - C** Coal (1kg)
 - D** Diesel (1 litre)
 - F** Firewood (tonne)
- NFI Prices (SYP)*
- Cement (50kg)
 - Floor mat (3*4m)
 - Plastic tarpaulin (1m²)
 - Tent (5 persons)
- NA: not available for purchase

Shelter

- Independent apartment or house
 - Shared apartment or house
 - Unfinished apartment or house
 - Tent
 - Private space not for shelter
 - Cave/natural shelter
 - Collective public space not for shelter
 - No IDPs
 - No information
- Min - Max: rent paid per room (where known)

Community	Most common shelter	Min - Max: rent paid per room (where known)
Mreimin	Independent apartment or house	2000 - 3000 SYP
Zarzur	Independent apartment or house	3000 - 4000 SYP
Sheikh Issa Elashury	Independent apartment or house	2000 - 3000 SYP
Thahr	No IDPs	2000 - 3000 SYP

Livelihoods

- Most common source of income
- Most common strategies used to cope with lack of income / resources

Community	Most common source of income	Most common strategies used to cope with lack of income / resources
Mreimin	Stable employment	Children sent to work/beg Taking loans/buying on credit
Sheikh Issa Elashury	Daily employment Farm owning Business/trade	Children sent to work/beg Taking loans/buying on credit
Thahr	Daily employment Farm owning Business/trade	Children sent to work/beg Taking loans/buying on credit
Zarzur	Daily employment Farm owning Business/trade	Children sent to work/beg Taking loans/buying on credit

- Mreimin**
No lack of fuel
 - Sheikh Issa Elashury**
No lack of fuel
 - Zarzur**
No lack of fuel
 - Thahr**
No lack of fuel
- Most common strategies used to cope with a lack of fuel

WASH

- Most common water source**
- Status of water source**
- Water is safe to drink
 - Water tastes/smells bad
 - People sick after drinking
 - No information
- Sufficiency of available water to meet household needs**
- Sufficient
 - Insufficient
 - No information
- Most common method of garbage disposal**

Mreimin

- Network
- Disposed at designated site

Sheikh Issa Elashury

- Network
- Disposed at designated site

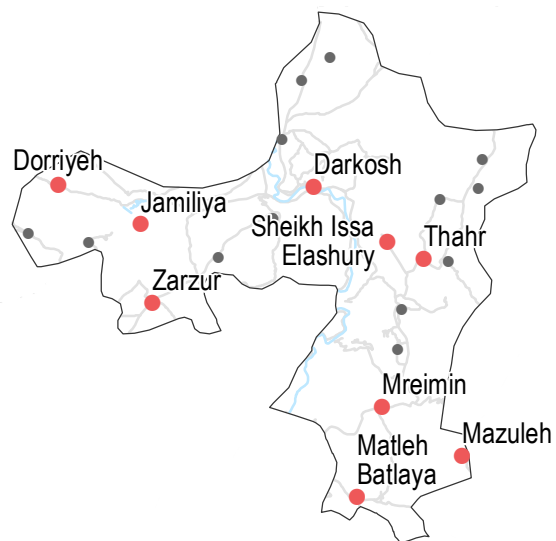
Thahr

- Network
- Private paid collection

Zarzur

- Network
- Private paid collection

• 9/22 communities assessed (5 communities are shown on the previous factsheet): Mreimin, Sheikh Issa Elashury, Thahr, Zarzur



Food Security

Mreimin

- Public bakeries
- Bread: 125 SYP
- Rice: 500 SYP
- Lentils: 500 SYP
- Sugar: 500 SYP
- Cooking oil: 800 SYP
- No difficulties reported

Sheikh Issa Elashury

- Public bakeries
- Bread: 125 SYP
- Rice: 500 SYP
- Lentils: 500 SYP
- Sugar: 500 SYP
- Cooking oil: 800 SYP
- No difficulties reported

Thahr

- Public bakeries
- Bread: 125 SYP
- Rice: 500 SYP
- Lentils: 500 SYP
- Sugar: 500 SYP
- Cooking oil: 800 SYP
- No difficulties reported

Zarzur

- Public bakeries
- Bread: 150 SYP
- Rice: 500 SYP
- Lentils: 500 SYP
- Sugar: 500 SYP
- Cooking oil: 800 SYP
- No difficulties reported

Main challenges to obtaining food

- No challenges
- Some foods unavailable
- Local production decreased
- Lack of access to markets
- Some foods expensive
- Lack of resources to buy food
- Lack of access to fuel
- Cooking fuel unavailable
- No information

Bread (public): 1 pack
 Rice: 1kg
 Lentils: 1kg
 Sugar: 1kg
 Cooking oil: 1 litre

Access to bread

- Most common source of bread
- Most common barriers to accessing bread
- Number of days, per month, where bread from private bakeries was unavailable

Education

- Status of primary schools in village**
- Functioning
 - Not functioning
 - Not available
 - No information
- Barriers to accessing education services**

Thahr

Most children accessed education

Zarzur

Most children accessed education

Mreimin

Most children accessed education

Sheikh Issa Elashury

Most children accessed education

Health

Most common health problems

Most common barriers to accessing healthcare

Mreimin

Injuries
 Malnutrition
 Severe diseases affecting those aged less than 5

No difficulties reported

Sheikh Issa Elashury

Injuries
 Acute respiratory infections
 Severe diseases affecting those aged less than 5

No difficulties reported

Thahr

Pregnancy related diseases
 Severe diseases affecting those aged less than 5

No difficulties reported

Zarzur

Communicable diseases
 Pregnancy related diseases
 Severe diseases affecting those aged less than 5

No difficulties reported

Harim, Idleb Governorate

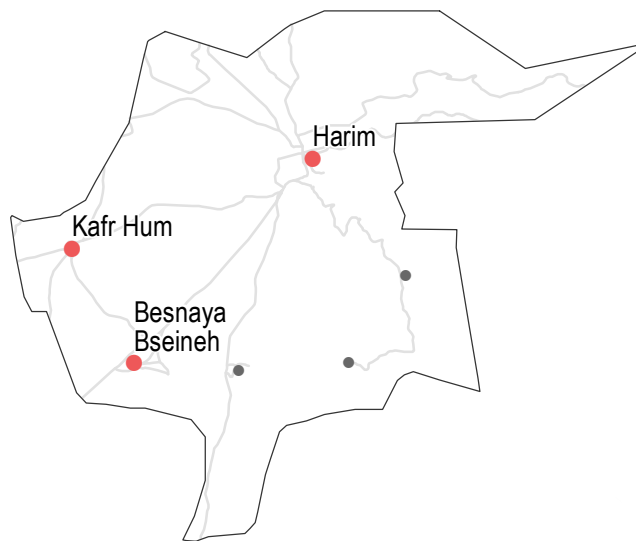
August 2017

Displacement

- % of pre-conflict population remaining
- % of population that are female
- % of female-headed households
- IDPs living in village
- New IDP arrivals
- Returnees

Besnaya Bseineh		Harim		Kafr Hum	
76-100%	26-50%	76-100%	26-50%	76-100%	26-50%
Yes	No	Yes	No	Yes	No
1-25%	No	1-25%	No	1-25%	No

• 3/6 communities assessed : Besnaya Bseineh, Harim, Kafr Hum



Shelter

- Independent apartment or house
- Shared apartment or house
- Unfinished apartment or house
- Tent
- Private space not for shelter
- Cave/natural shelter
- Collective public space not for shelter
- No IDPs
- No information
- Min - Max: rent paid per room (where known)

Besnaya Bseineh		Harim		Kafr Hum	
NDPs	IDPs	NDPs	IDPs	NDPs	IDPs
2000 - 3000 SYP		3000 - 4000 SYP		3000 - 4000 SYP	

Livelihoods

Most common source of income

Most common strategies used to cope with lack of income / resources

Community	Most common source of income	Most common strategies used to cope with lack of income / resources
Besnaya Bseineh	Daily employment Farm owning Business/trade	Children sent to work/beg Taking loans/buying on credit
Harim	Daily employment Farm owning Business/trade	Children sent to work/beg Taking loans/buying on credit
Kafr Hum	Daily employment Farm owning Business/trade	Children sent to work/beg Taking loans/buying on credit

NFIs

Besnaya Bseineh

B 8000 SYP	NA
C 350 SYP	2500 SYP
D 300 SYP	400 SYP
F 45000 SYP	NA

Harim

B 8000 SYP	NA
C 350 SYP	2500 SYP
D 300 SYP	400 SYP
F 45000 SYP	NA

Kafr Hum

B 8000 SYP	NA
C 350 SYP	2500 SYP
D 280 SYP	400 SYP
F 50000 SYP	NA

Most common electricity source

- Main network
- Generator
- No source
- Solar alternative
- No information

Fuel Prices (SYP)*

- B** Butane (cannister)
- C** Coal (1kg)
- D** Diesel (1 litre)
- F** Firewood (tonne)

NFI Prices (SYP)*

- Cement (50kg)
- Floor mat (3*4m)
- Plastic tarpaulin (1m²)
- Tent (5 persons)

NA: not available for purchase

Besnaya Bseineh

No lack of fuel

Harim

No lack of fuel

Kafr Hum

No lack of fuel

Most common strategies used to cope with a lack of fuel

Harim, Idleb Governorate

August 2017

WASH

- Most common water source**
- Water is safe to drink
 - Water tastes/smells bad
 - People sick after drinking
 - No information
- Sufficiency of available water to meet household needs**
- Sufficient
 - Insufficient
 - No information
- Most common method of garbage disposal**
- Disposed at designated site
 - Private paid collection

Besnaya Bseineh

- Network
- Disposed at designated site

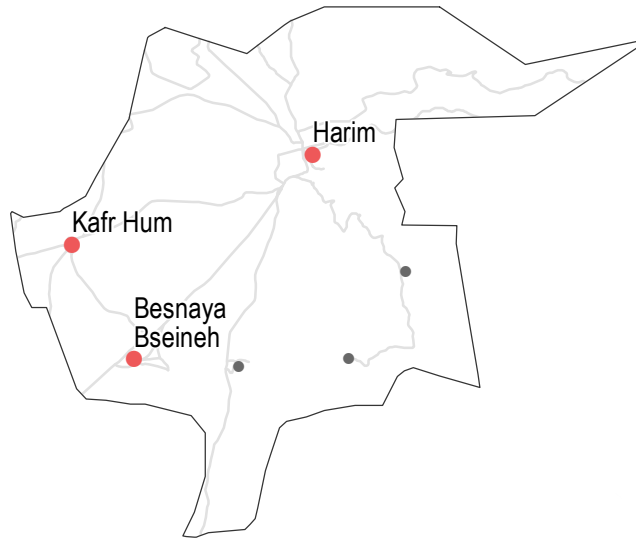
Harim

- Network
- Private paid collection

Kafr Hum

- Network
- Private paid collection

• 3/6 communities assessed : Besnaya Bseineh, Harim, Kafr Hum



Education

- Status of primary schools in village**
- Functioning
 - Not functioning
 - Not available
 - No information
- Barriers to accessing education services**
- Most children accessed education

- Kafr Hum
- Most children accessed education

- Harim
- Most children accessed education

Health

	Most common health problems	Most common barriers to accessing healthcare
Besnaya Bseineh	Acute respiratory infections Malnutrition Severe diseases affecting those aged less than 5	No difficulties reported
Harim	Pregnancy related diseases Acute respiratory infections Severe diseases affecting those aged less than 5	No difficulties reported
Kafr Hum	Pregnancy related diseases Acute respiratory infections Severe diseases affecting those aged less than 5	No difficulties reported

Food Security

Besnaya Bseineh

- Public bakeries
- No difficulties reported
- Bread: 125 SYP
- Rice: 500 SYP
- Lentils: 500 SYP
- Sugar: 500 SYP
- Cooking oil: 800 SYP

Harim

- Public bakeries
- No difficulties reported
- Bread: 125 SYP
- Rice: 500 SYP
- Lentils: 500 SYP
- Sugar: 500 SYP
- Cooking oil: 800 SYP

Kafr Hum

- Public bakeries
- No difficulties reported
- Bread: 125 SYP
- Rice: 500 SYP
- Lentils: 500 SYP
- Sugar: 500 SYP
- Cooking oil: 800 SYP

Main challenges to obtaining food

- No challenges
- Some foods unavailable
- Local production decreased
- Lack of access to markets
- Some foods expensive
- Lack of resources to buy food
- Lack of access to fuel
- Cooking fuel unavailable
- No information
- Bread (public): 1 pack
- Rice: 1kg
- Lentils: 1kg
- Sugar: 1kg
- Cooking oil: 1 litre
- Access to bread
- Most common source of bread
- Most common barriers to accessing bread
- Number of days, per month, where bread from private bakeries was unavailable

Heish 1/2, Idleb Governorate

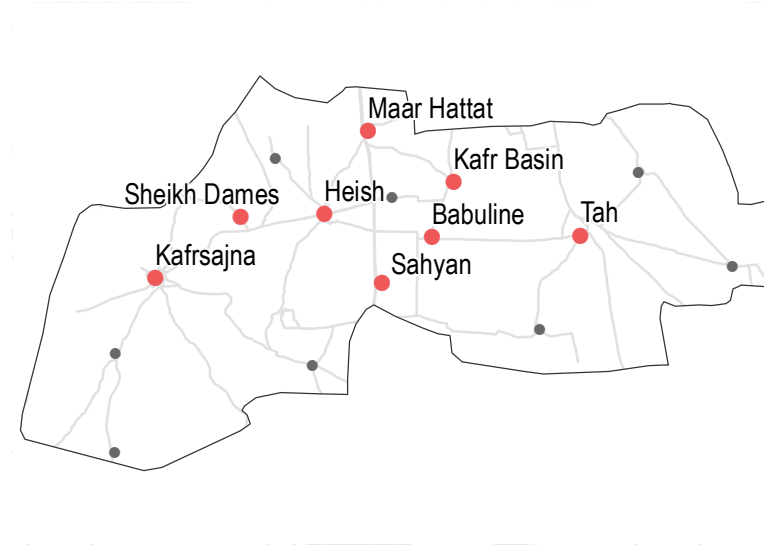
August 2017

Displacement

- % of pre-conflict population remaining
- % of population that are female
- % of female-headed households
- IDPs living in village
- New IDP arrivals
- Returnees

Community	% of pre-conflict population remaining	% of population that are female	% of female-headed households	IDPs living in village	New IDP arrivals	Returnees
Babuline	51-75%	51-75%	1-25%	Yes	Yes	Yes
Heish	26-50%	51-75%	1-25%	Yes	Yes	No
Kafr Basin	51-75%	51-75%	1-25%	Yes	Yes	No
Kafrsajna	51-75%	26-50%	1-25%	Yes	No	Yes
Maar Hattat	51-75%	51-75%	1-25%	Yes	Yes	No

8/16 communities assessed (3 communities are shown on the next factsheet): Babuline, Heish, Kafr Basin, Kafrsajna, Maar Hattat



Shelter

- Independent apartment or house
- Shared apartment or house
- Unfinished apartment or house
- Tent
- Private space not for shelter
- Cave/natural shelter
- Collective public space not for shelter
- No IDPs
- No information
- Min - Max: rent paid per room (where known)

Community	Most common shelter	Min - Max: rent paid per room (where known)
Babuline	Independent apartment or house	3000 - 3500 SYP
Heish	Shared apartment or house	3500 - 4000 SYP
Kafr Basin	Independent apartment or house	3000 - 3500 SYP
Kafrsajna	Independent apartment or house	3000 - 3500 SYP
Maar Hattat	Independent apartment or house	3000 - 3500 SYP

Livelihoods

- Most common source of income
- Most common strategies used to cope with lack of income / resources

Community	Most common source of income	Most common strategies used to cope with lack of income / resources
Babuline	Farm owning Business/trade Savings	Borrowing from family/friends Selling household assets Reducing meal size
Heish	Farm owning Business/trade Savings	Children sent to work/beg Selling household assets Reducing meal size
Kafr Basin	Sale of household assets Farm owning Business/trade	Children sent to work/beg Selling household assets Reducing meal size
Kafrsajna	Farm owning Business/trade Savings	Children sent to work/beg Selling household assets Reducing meal size
Maar Hattat	Farm owning Business/trade Savings	Children sent to work/beg Selling household assets Skipping meals

NFIs

Community	Most common electricity source	Fuel Prices (SYP)*	NFI Prices (SYP)*
Babuline	Generator	B 6800 SYP, C 65 SYP, D 275 SYP, F 67000 SYP	B 6900 SYP, C 65 SYP, D 275 SYP, F 70000 SYP
Kafrsajna	Generator	B 7000 SYP, C 65 SYP, D 275 SYP, F 70000 SYP	B 7000 SYP, C 65 SYP, D 275 SYP, F 70000 SYP
Heish	Generator	B 7200 SYP, C 65 SYP, D 275 SYP, F 70000 SYP	B 6900 SYP, C 65 SYP, D 275 SYP, F 70000 SYP
Maar Hattat	Generator	B 7000 SYP, C 65 SYP, D 275 SYP, F 70000 SYP	B 7000 SYP, C 65 SYP, D 275 SYP, F 70000 SYP
Kafr Basin	Generator	B 7200 SYP, C 65 SYP, D 275 SYP, F 70000 SYP	B 6900 SYP, C 65 SYP, D 275 SYP, F 70000 SYP

- Main network
- Generator
- No source
- Solar alternative
- No information
- Fuel Prices (SYP)***
- B** Butane (cannister)
- C** Coal (1kg)
- D** Diesel (1 litre)
- F** Firewood (tonne)
- NFI Prices (SYP)***
- Cement (50kg)
- Floor mat (3*4m)
- Plastic tarpaulin (1m²)
- Tent (5 persons)
- NA: not available for purchase

Community	Most common strategies used to cope with a lack of fuel
Babuline	No lack of fuel
Heish	No lack of fuel
Kafr Basin	No lack of fuel
Kafrsajna	No lack of fuel
Maar Hattat	No lack of fuel

Heish 1/2, Idleb Governorate

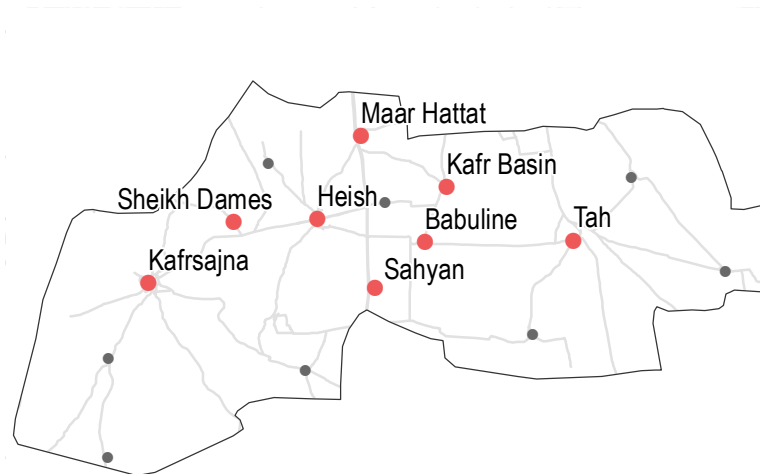
August 2017

WASH

- Most common water source
- Status of water source
 - Water is safe to drink
 - Water tastes/smells bad
 - People sick after drinking
 - No information
- Sufficiency of available water to meet household needs
 - Sufficient
 - Insufficient
 - No information
- Most common method of garbage disposal

- Babuline**
 - Water trucking
 - Public free collection
- Heish**
 - Network
 - Public free collection
- Kafr Basin**
 - Water trucking
 - Public free collection
- Kafrsajna**
 - Water trucking
 - Public free collection
- Maar Hattat**
 - Water trucking
 - Public free collection

8/16 communities assessed (3 communities are shown on the next factsheet): Babuline, Heish, Kafr Basin, Kafrsajna, Maar Hattat



Education

- Status of primary schools in village
 - Functioning
 - Not functioning
 - Not available
 - No information
- Barriers to accessing education services
- Babuline**
 - Most children accessed education
- Heish**
 - Most children accessed education

- Kafr Basin**
 - Most children accessed education
- Kafrsajna**
 - Most children accessed education
- Maar Hattat**
 - Most children accessed education

Health

	Most common health problems	Most common barriers to accessing healthcare
Babuline	Skin diseases Communicable diseases Severe diseases affecting those aged less than 5	No difficulties reported
Heish	Skin diseases Chronic diseases Severe diseases affecting those aged less than 5	No difficulties reported
Kafr Basin	Skin diseases Pregnancy related diseases Severe diseases affecting those aged less than 5	No difficulties reported
Kafrsajna	Skin diseases Chronic diseases Pregnancy related diseases	No difficulties reported
Maar Hattat	Skin diseases Chronic diseases Severe diseases affecting those aged less than 5	No facilities in the area

Food Security

- Babuline**
 - Private bakeries
 - No difficulties reported
 - 0
 - Bread: no info
 - Rice: 500 SYP
 - Lentils: 400 SYP
 - Sugar: 400 SYP
 - Cooking oil: 500 SYP
- Heish**
 - Private bakeries
 - No difficulties reported
 - 0
 - Bread: no info
 - Rice: 400 SYP
 - Lentils: 400 SYP
 - Sugar: 400 SYP
 - Cooking oil: 500 SYP
- Kafr Basin**
 - Shops
 - No difficulties reported
 - Private bakeries unavailable
 - Bread: no info
 - Rice: 500 SYP
 - Lentils: 400 SYP
 - Sugar: 380 SYP
 - Cooking oil: 500 SYP
- Kafrsajna**
 - Private bakeries
 - No difficulties reported
 - 0
 - Bread: no info
 - Rice: 500 SYP
 - Lentils: 400 SYP
 - Sugar: 380 SYP
 - Cooking oil: 450 SYP
- Maar Hattat**
 - Shops
 - No difficulties reported
 - Private bakeries unavailable
 - Bread: no info
 - Rice: 450 SYP
 - Lentils: 400 SYP
 - Sugar: 400 SYP
 - Cooking oil: 500 SYP

- Main challenges to obtaining food
 - No challenges
 - Some foods unavailable
 - Local production decreased
 - Lack of access to markets
 - Some foods expensive
 - Lack of resources to buy food
 - Lack of access to fuel
 - Cooking fuel unavailable
 - No information
- Bread (public): 1 pack
- Rice: 1kg
- Lentils: 1kg
- Sugar: 1kg
- Cooking oil: 1 litre
- Access to bread
 - Most common source of bread
 - Most common barriers to accessing bread
 - Number of days, per month, where bread from private bakeries was unavailable

Heish 2/2, Idleb Governorate

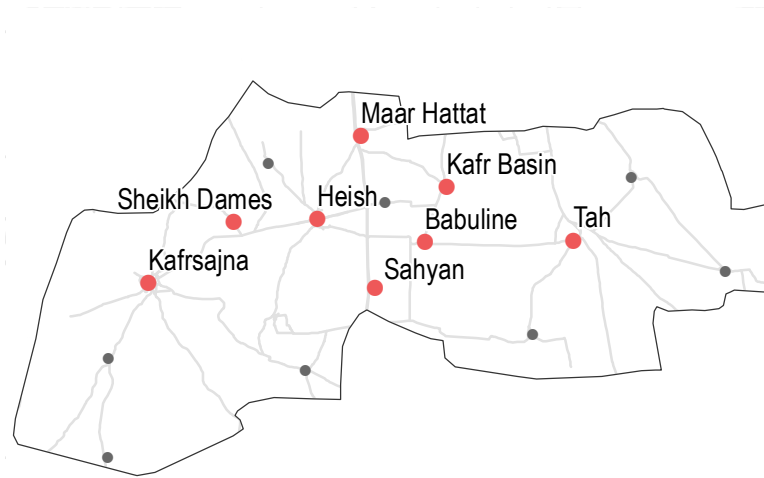
August 2017

Displacement

- % of pre-conflict population remaining
- % of population that are female
- % of female-headed households
- IDPs living in village
- New IDP arrivals
- Returnees

Sahyan		Sheikh Dames		Tah	
76-100%	51-75%	76-100%	51-75%	51-75%	51-75%
Yes	No	Yes	No	Yes	Yes
No	No	No	No	Yes	Yes

• 8/16 communities assessed (5 communities are shown on the previous factsheet): Sahyan, Sheikh Dames, Tah



NFIs

Sahyan

B 6500 SYP	3000 SYP
C 65 SYP	3500 SYP
D 275 SYP	350 SYP
F 80000 SYP	25000 SYP

Sheikh Dames

B 6800 SYP	2800 SYP
C 65 SYP	3500 SYP
D 275 SYP	400 SYP
F 75000 SYP	25000 SYP

Tah

B 6800 SYP	4000 SYP
C 65 SYP	3500 SYP
D 275 SYP	350 SYP
F 68000 SYP	25000 SYP

Most common electricity source

- Main network
- Generator
- No source
- Solar alternative
- No information

Fuel Prices (SYP)*

- B** Butane (cannister)
- C** Coal (1kg)
- D** Diesel (1 litre)
- F** Firewood (tonne)

NFI Prices (SYP)*

- Cement (50kg)
- Floor mat (3*4m)
- Plastic tarpaulin (1m²)
- Tent (5 persons)

NA: not available for purchase

Most common strategies used to cope with a lack of fuel

Shelter

- Independent apartment or house
 - Shared apartment or house
 - Unfinished apartment or house
 - Tent
 - Private space not for shelter
 - Cave/natural shelter
 - Collective public space not for shelter
 - No IDPs
 - No information
- Min - Max: rent paid per room (where known)

Sahyan

NDPs	IDPs
2000 - 2500 SYP	

Sheikh Dames

NDPs	IDPs
No info	

Tah

NDPs	IDPs
3000 - 3500 SYP	

Livelihoods

Most common source of income

Most common strategies used to cope with lack of income / resources

Sahyan

Farm owning
Business/trade
Savings

Borrowing from family/friends
Selling household assets
Reducing meal size

Sheikh Dames

Farm owning
Business/trade
Savings

Borrowing from family/friends
Selling household assets
Reducing meal size

Tah

Farm owning
Savings
Sale of humanitarian aid

Borrowing from family/friends
Selling household assets
Skipping meals

Sahyan

No lack of fuel

Sheikh Dames

No lack of fuel

Tah

No lack of fuel

Heish 2/2, Idleb Governorate

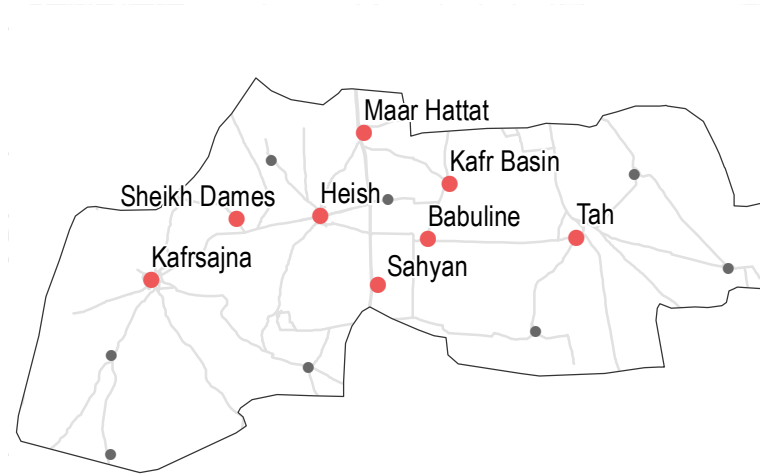
August 2017

WASH

- Most common water source**
- Water is safe to drink
 - Water tastes/smells bad
 - People sick after drinking
 - No information
- Sufficiency of available water to meet household needs**
- Sufficient
 - Insufficient
 - No information
- Most common method of garbage disposal**
- Public free collection

- Sahyan**
- Water trucking
 - Public free collection
- Sheikh Dames**
- Water trucking
 - Buried / burned
- Tah**
- Network
 - Public free collection

• 8/16 communities assessed (5 communities are shown on the previous factsheet): Sahyan, Sheikh Dames, Tah



Food Security

Sahyan

- Bread: 125 SYP
- Rice: 400 SYP
- Lentils: 400 SYP
- Sugar: 400 SYP
- Cooking oil: 550 SYP
- Public bakeries
- No difficulties reported
- Private bakeries unavailable

Sheikh Dames

- Bread: no info
- Rice: 400 SYP
- Lentils: 400 SYP
- Sugar: 400 SYP
- Cooking oil: 500 SYP
- Shops
- No difficulties reported
- Private bakeries unavailable

Tah

- Bread: no info
- Rice: 450 SYP
- Lentils: 400 SYP
- Sugar: 380 SYP
- Cooking oil: 500 SYP
- Shops
- No difficulties reported
- Private bakeries unavailable

Main challenges to obtaining food

- No challenges
- Some foods unavailable
- Local production decreased
- Lack of access to markets
- Some foods expensive
- Lack of resources to buy food
- Lack of access to fuel
- Cooking fuel unavailable
- No information

- Bread (public): 1 pack
- Rice: 1kg
- Lentils: 1kg
- Sugar: 1kg
- Cooking oil: 1 litre

- Access to bread
- Most common source of bread
- Most common barriers to accessing bread
- Number of days, per month, where bread from private bakeries was unavailable

Education

- Status of primary schools in village**
- Functioning
 - Not functioning
 - Not available
 - No information
- Barriers to accessing education services**
- Sahyan
 - Most children accessed education

- Tah
- Most children accessed education

- Sheikh Dames
- Most children accessed education

Health

	Most common health problems	Most common barriers to accessing healthcare
Sahyan	Skin diseases Severe diseases affecting those aged less than 5 Symptoms of psychological trauma	No facilities in the area
Sheikh Dames	Skin diseases Chronic diseases Severe diseases affecting those aged less than 5	No facilities in the area
Tah	Skin diseases Chronic diseases Severe diseases affecting those aged less than 5	No difficulties reported

Idleb 1/3, Idleb Governorate

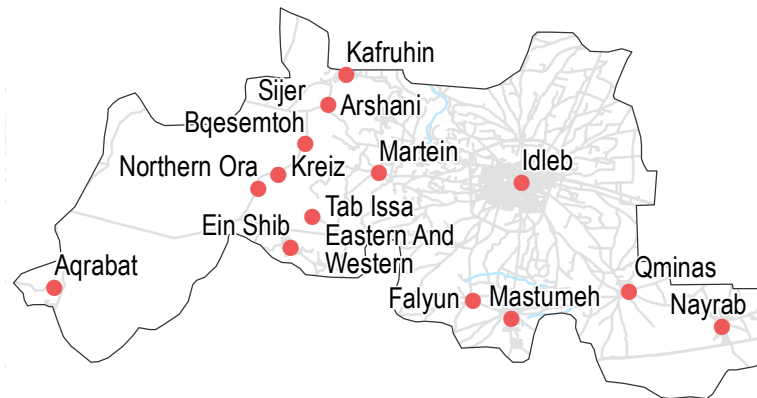
August 2017

Displacement

- % of pre-conflict population remaining
- % of population that are female
- % of female-headed households
- IDPs living in village
- New IDP arrivals
- Returnees

Sub-district	% of pre-conflict population remaining	% of population that are female	% of female-headed households	IDPs living in village	New IDP arrivals	Returnees
Aqrabat	76-100%	51-75%	1-25%	Yes	No	No
Arshani	51-75%	26-50%	1-25%	Yes	No	Yes
Ein Shib	51-75%	26-50%	1-25%	Yes	No	Yes
Falyun	51-75%	26-50%	1-25%	Yes	No	Yes
Idleb	51-75%	26-50%	1-25%	Yes	No	Yes

• 14/19 communities assessed (9 communities are shown on the next two factsheets): Aqrabat, Arshani, Ein Shib, Falyun, Idleb



NFIs

Sub-district	B	C	D	F
Aqrabat	6800 SYP	30 SYP	275 SYP	45000 SYP
Arshani	7800 SYP	375 SYP	325 SYP	43500 SYP
Ein Shib	7800 SYP	400 SYP	325 SYP	42500 SYP
Falyun	7800 SYP	375 SYP	325 SYP	42500 SYP
Idleb	6500 SYP	400 SYP	300 SYP	60000 SYP

- Most common electricity source
- Main network
 - Generator
 - No source
 - Solar alternative
 - No information

- Fuel Prices (SYP)*
- B** Butane (cannister)
 - C** Coal (1kg)
 - D** Diesel (1 litre)
 - F** Firewood (tonne)

- NFI Prices (SYP)*
- Cement (50kg)
 - Floor mat (3*4m)
 - Plastic tarpaulin (1m²)
 - Tent (5 persons)
- NA: not available for purchase

Shelter

- Most common shelter
- Independent apartment or house
 - Shared apartment or house
 - Unfinished apartment or house
 - Tent
 - Private space not for shelter
 - Cave/natural shelter
 - Collective public space not for shelter
 - No IDPs
 - No information
- Min - Max: rent paid per room (where known)

Sub-district	Most common shelter	Min - Max: rent paid per room (where known)
Aqrabat	Independent apartment or house	10000 - 12000 SYP
Arshani	Independent apartment or house	4000 - 4500 SYP
Ein Shib	No IDPs	4500 - 5500 SYP
Falyun	No info	
Idleb	Independent apartment or house	8500 - 10000 SYP

Livelihoods

- Most common source of income
- Most common strategies used to cope with lack of income / resources

Sub-district	Most common source of income	Most common strategies used to cope with lack of income / resources
Aqrabat	Farm owning Business/trade Remittances	Borrowing from family/friends Skipping meals Reducing meal size
Arshani	Daily employment Business/trade Remittances	Children sent to work/beg
Ein Shib	Daily employment Business/trade Remittances	Children sent to work/beg
Falyun	Daily employment Business/trade Remittances	Children sent to work/beg
Idleb	Daily employment Business/trade Remittances	Children sent to work/beg

- Most common strategies used to cope with a lack of fuel
- Aqrabat: No lack of fuel
 - Arshani: No lack of fuel
 - Falyun: No lack of fuel
 - Ein Shib: No lack of fuel
 - Idleb: No lack of fuel

Idleb 1/3, Idleb Governorate

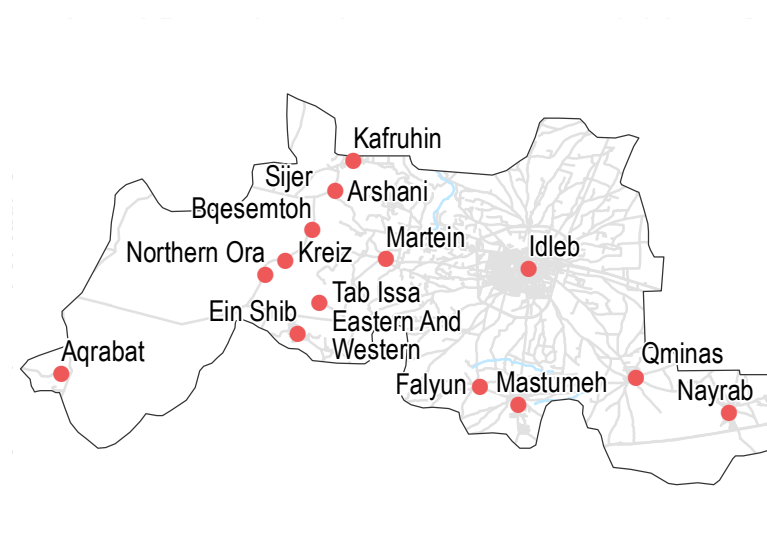
August 2017

WASH

- Most common water source**
- Status of water source**
- Water is safe to drink
 - Water tastes/smells bad
 - People sick after drinking
 - No information
- Sufficiency of available water to meet household needs**
- Sufficient
 - Insufficient
 - No information
- Most common method of garbage disposal**

- Aqrabat**
- Network
 - Public free collection
- Arshani**
- Closed well
 - Private paid collection
- Ein Shib**
- Closed well
 - Private paid collection
- Falyun**
- Network
 - Private paid collection
- Idleb**
- Network
 - Public free collection

• 14/19 communities assessed (9 communities are shown on the next two factsheets): Aqrabat, Arshani, Ein Shib, Falyun, Idleb



Education

- Status of primary schools in village**
- Functioning
 - Not functioning
 - Not available
 - No information
- Barriers to accessing education services**

- Ein Shib**
- Most children accessed education
- Falyun**
- Most children accessed education
- Idleb**
- Most children accessed education

- Aqrabat**
- Most children accessed education
- Arshani**
- Most children accessed education

Health

- Most common health problems**
- Most common barriers to accessing healthcare**

Community	Most common health problems	Most common barriers to accessing healthcare
Aqrabat	Pregnancy related diseases Maternal health issues Severe diseases affecting those aged less than 5	No difficulties reported
Arshani	Diarrhoea	No facilities in the area
Ein Shib	Acute respiratory infections Severe diseases affecting those aged less than 5	No facilities in the area
Falyun	Injuries	No difficulties reported
Idleb	Disabilities Acute respiratory infections Severe diseases affecting those aged less than 5	No difficulties reported

Food Security

Aqrabat

- Bread: no info
- Rice: 250 SYP
- Lentils: 300 SYP
- Sugar: 400 SYP
- Cooking oil: 500 SYP

- Private bakeries
- No difficulties reported

Arshani

- Bread: 150 SYP
- Rice: 400 SYP
- Lentils: 350 SYP
- Sugar: 375 SYP
- Cooking oil: 600 SYP

- Shops
- No difficulties reported
- Private bakeries unavailable

Ein Shib

- Bread: 125 SYP
- Rice: 400 SYP
- Lentils: 350 SYP
- Sugar: 400 SYP
- Cooking oil: 600 SYP

- Shops
- No difficulties reported
- Private bakeries unavailable

Falyun

- Bread: no info
- Rice: 400 SYP
- Lentils: 350 SYP
- Sugar: 375 SYP
- Cooking oil: 600 SYP

- Private bakeries
- No difficulties reported

Idleb

- Bread: 125 SYP
- Rice: 400 SYP
- Lentils: 350 SYP
- Sugar: 400 SYP
- Cooking oil: 550 SYP

- Public bakeries
- No difficulties reported

- Main challenges to obtaining food**
- No challenges
 - Some foods unavailable
 - Local production decreased
 - Lack of access to markets
 - Some foods expensive
 - Lack of resources to buy food
 - Lack of access to fuel
 - Cooking fuel unavailable
 - No information
- Bread (public): 1 pack**
- Rice: 1kg**
- Lentils: 1kg**
- Sugar: 1kg**
- Cooking oil: 1 litre**
- Access to bread**
- Most common source of bread
 - Most common barriers to accessing bread
 - Number of days, per month, where bread from private bakeries was unavailable

Idleb 2/3, Idleb Governorate

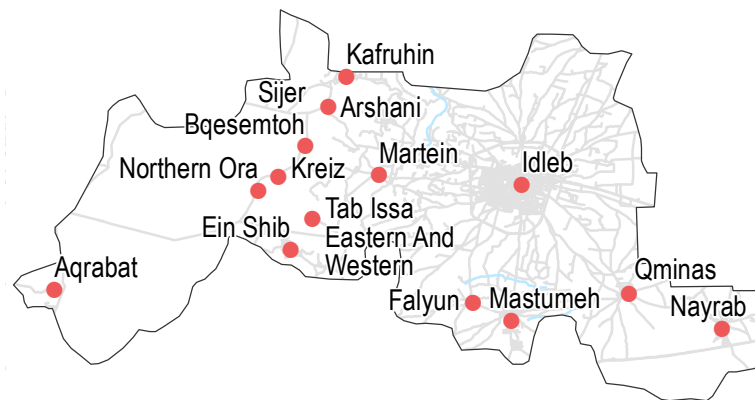
August 2017

Displacement

- % of pre-conflict population remaining
- % of population that are female
- % of female-headed households
- IDPs living in village
- New IDP arrivals
- Returnees

Sub-district	% of pre-conflict population remaining	% of population that are female	% of female-headed households	IDPs living in village	New IDP arrivals	Returnees
Kafruhin	51-75%	26-50%	1-25%	Yes	No	Yes
Kreiz	51-75%	26-50%	1-25%	Yes	No	Yes
Martein	51-75%	26-50%	1-25%	Yes	No	No
Mastumeh	51-75%	26-50%	1-25%	Yes	No	Yes
Nayrab	51-75%	26-50%	1-25%	Yes	No	Yes

• 14/19 communities assessed (5 communities are shown on the previous factsheet, 4 communities are shown on the next factsheet): Kafruhin, Kreiz, Marte in, Mastumeh, Nayrab



NFIs

Sub-district	B	C	D	F
Kafruhin	8200 SYP	400 SYP	325 SYP	49000 SYP
Mastumeh	7200 SYP	450 SYP	325 SYP	52000 SYP
Kreiz	6900 SYP	400 SYP	325 SYP	58000 SYP
Martein	7800 SYP	NA	325 SYP	NA
Nayrab	8000 SYP	450 SYP	325 SYP	48000 SYP

- Most common electricity source
- Main network
 - Generator
 - No source
 - Solar alternative
 - No information

- Fuel Prices (SYP)*
- B** Butane (cannister)
 - C** Coal (1kg)
 - D** Diesel (1 litre)
 - F** Firewood (tonne)

- NFI Prices (SYP)*
- Cement (50kg)
 - Floor mat (3*4m)
 - Plastic tarpaulin (1m²)
 - Tent (5 persons)
- NA: not available for purchase

Shelter

- Most common shelter
- Independent apartment or house
 - Shared apartment or house
 - Unfinished apartment or house
 - Tent
 - Private space not for shelter
 - Cave/natural shelter
 - Collective public space not for shelter
 - No IDPs
 - No information
- Min - Max: rent paid per room (where known)

Sub-district	Most common shelter	Min - Max: rent paid per room (where known)
Kafruhin	Independent apartment or house	4000 - 4500 SYP
Kreiz	Independent apartment or house	3500 - 4500 SYP
Martein	No IDPs	3500 - 4500 SYP
Mastumeh	No info	
Nayrab	Independent apartment or house	6000 - 7000 SYP

Livelihoods

- Most common source of income
- Most common strategies used to cope with lack of income / resources

Sub-district	Most common source of income	Most common strategies used to cope with lack of income / resources
Kafruhin	Daily employment Business/trade Remittances	Children sent to work/beg
Kreiz	Daily employment Business/trade Remittances	Children sent to work/beg
Martein	Daily employment Business/trade Remittances	Children sent to work/beg
Mastumeh	Daily employment Business/trade Remittances	Children sent to work/beg
Nayrab	Daily employment Business/trade Remittances	Children sent to work/beg

Sub-district	Most common strategies used to cope with a lack of fuel
Kafruhin	No lack of fuel
Kreiz	No lack of fuel
Martein	No lack of fuel
Mastumeh	No lack of fuel
Nayrab	No lack of fuel

WASH

- Most common water source**
- Water is safe to drink
 - Water tastes/smells bad
 - People sick after drinking
 - No information
- Sufficiency of available water to meet household needs**
- Sufficient
 - Insufficient
 - No information
- Most common method of garbage disposal**

Kafruhin

- Closed well
- Private paid collection

Kreiz

- Closed well
- Private paid collection

Martein

- Network
- Private paid collection

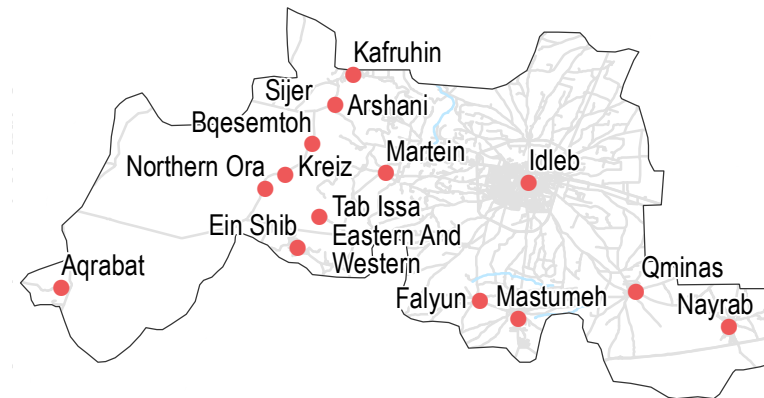
Mastumeh

- Closed well
- Private paid collection

Nayrab

- Closed well
- Private paid collection

• 14/19 communities assessed (5 communities are shown on the previous factsheet, 4 communities are shown on the next factsheet): Kafruhin, Kreiz, Marte in, Mastumeh, Nayrab



Education

- Status of primary schools in village**
- Functioning
 - Not functioning
 - Not available
 - No information
- Barriers to accessing education services**

Martein

Most children accessed education

Mastumeh

Most children accessed education

Nayrab

Most children accessed education

Kafruhin

Most children accessed education

Health



Most common health problems



Most common barriers to accessing healthcare

Kafruhin

Diarrhoea
 Maternal health issues
 Severe diseases affecting those aged less than 5

No facilities in the area

Kreiz

Disabilities
 Pregnancy related diseases
 Severe diseases affecting those aged less than 5

No facilities in the area

Martein

Diarrhoea
 Acute respiratory infections
 Severe diseases affecting those aged less than 5

No facilities in the area

Mastumeh

Diarrhoea
 Pregnancy related diseases
 Acute respiratory infections

No difficulties reported

Nayrab

Diarrhoea
 Maternal health issues
 Acute respiratory infections

No difficulties reported

Food Security

Kafruhin

- Shops
 - No difficulties reported
 - Private bakeries unavailable
- Bread: 140 SYP
 Rice: 375 SYP
 Lentils: 350 SYP
 Sugar: 375 SYP
 Cooking oil: 600 SYP

Kreiz

- Shops
 - No difficulties reported
 - Private bakeries unavailable
- Bread: 125 SYP
 Rice: 400 SYP
 Lentils: 350 SYP
 Sugar: 400 SYP
 Cooking oil: 575 SYP

Martein

- Shops
 - No difficulties reported
 - Private bakeries unavailable
- Bread: 150 SYP
 Rice: 400 SYP
 Lentils: 375 SYP
 Sugar: 375 SYP
 Cooking oil: 600 SYP

Mastumeh

- Shops
 - No difficulties reported
 - Private bakeries unavailable
- Bread: 140 SYP
 Rice: 400 SYP
 Lentils: 350 SYP
 Sugar: 375 SYP
 Cooking oil: 550 SYP

Nayrab

- Private bakeries
 - No difficulties reported
- Bread: 140 SYP
 Rice: 400 SYP
 Lentils: 325 SYP
 Sugar: 400 SYP
 Cooking oil: 600 SYP

Main challenges to obtaining food

- No challenges
- Some foods unavailable
- Local production decreased
- Lack of access to markets
- Some foods expensive
- Lack of resources to buy food
- Lack of access to fuel
- Cooking fuel unavailable
- No information

Bread (public): 1 pack
 Rice: 1kg
 Lentils: 1kg
 Sugar: 1kg
 Cooking oil: 1 litre

Access to bread

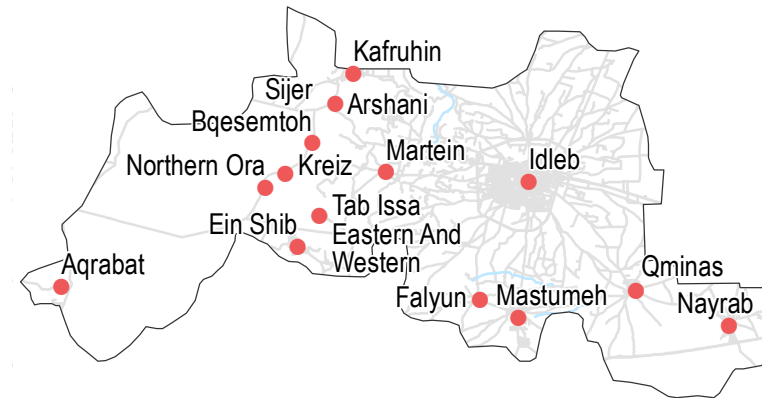
- Most common source of bread
- Most common barriers to accessing bread
- Number of days, per month, where bread from private bakeries was unavailable

Displacement

- % of pre-conflict population remaining
- % of population that are female
- % of female-headed households
- IDPs living in village
- New IDP arrivals
- Returnees

Sub-district	% of pre-conflict population remaining	% of population that are female	% of female-headed households	IDPs living in village	New IDP arrivals	Returnees
Northern Ora	51-75%	26-50%	1-25%	Yes	No	Yes
Qminas	51-75%	26-50%	1-25%	Yes	No	Yes
Sijer Bqesemtoh	51-75%	26-50%	1-25%	Yes	No	Yes
Tab Issa Eastern And Western	51-75%	26-50%	1-25%	Yes	No	No

• 14/19 communities assessed (10 communities are shown on the previous two factsheets): Northern Ora, Qminas, Sijer Bqesemtoh, Tab Issa Eastern And Western



NFIs

Sub-district	Most common electricity source	Fuel Prices (SYP)*	NFI Prices (SYP)*
Northern Ora	B 8000 SYP	B 8000 SYP	B 8000 SYP
Qminas	C 400 SYP	C 375 SYP	C 400 SYP
Sijer Bqesemtoh	D 325 SYP	D 325 SYP	D 325 SYP
Tab Issa Eastern And Western	F 48500 SYP	F 45000 SYP	F 48000 SYP

- Most common electricity source
- Main network
- Generator
- No source
- Solar alternative
- No information
- Fuel Prices (SYP)***
- B** Butane (cannister)
- C** Coal (1kg)
- D** Diesel (1 litre)
- F** Firewood (tonne)
- NFI Prices (SYP)***
- Cement (50kg)
- Floor mat (3*4m)
- Plastic tarpaulin (1m²)
- Tent (5 persons)
- NA: not available for purchase

Shelter

- Independent apartment or house
- Shared apartment or house
- Unfinished apartment or house
- Tent
- Private space not for shelter
- Cave/natural shelter
- Collective public space not for shelter
- No IDPs
- No information
- Min - Max: rent paid per room (where known)

Sub-district	Most common shelter	Min - Max: rent paid per room (where known)
Northern Ora	NDPs, IDPs	4000 - 4500 SYP
Qminas	NDPs, IDPs	No info
Sijer Bqesemtoh	NDPs, IDPs	5000 - 5500 SYP
Tab Issa Eastern And Western	NDPs, IDPs	2500 - 3000 SYP

Livelihoods

- Most common source of income
- Most common strategies used to cope with lack of income / resources

Sub-district	Most common source of income	Most common strategies used to cope with lack of income / resources
Northern Ora	Daily employment Business/trade Remittances	Children sent to work/beg
Qminas	Daily employment Business/trade Support from family/friends	Children sent to work/beg
Sijer Bqesemtoh	Daily employment Business/trade Remittances	Children sent to work/beg
Tab Issa Eastern And Western	Daily employment Farm owning Business/trade	Children sent to work/beg

- Northern Ora**
No lack of fuel
- Qminas**
No lack of fuel
- Sijer Bqesemtoh**
No lack of fuel
- Tab Issa Eastern And Western**
No lack of fuel
- Most common strategies used to cope with a lack of fuel

Idleb 3/3, Idleb Governorate

August 2017

WASH

Most common water source

Status of water source

- Water is safe to drink
- Water tastes/smells bad
- People sick after drinking
- No information

Sufficiency of available water to meet household needs

- Sufficient
- Insufficient
- No information

Most common method of garbage disposal

Northern Ora

- Water trucking
- Private paid collection

Qminas

- Water trucking
- Public free collection

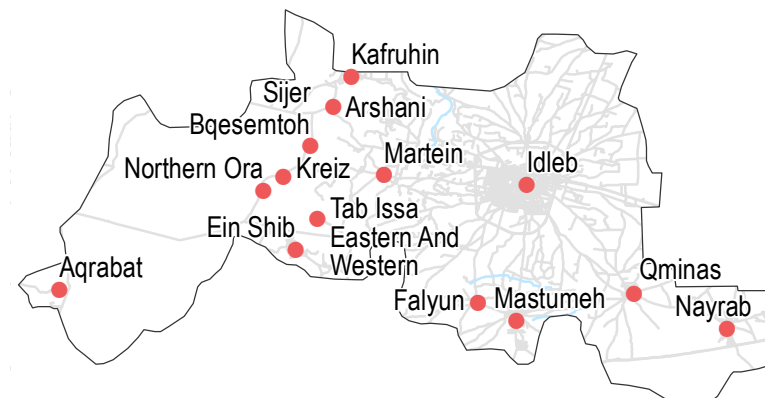
Sijer Bqesemtoh

- Water trucking
- Private paid collection

Tab Issa Eastern And Western

- Water trucking
- Private paid collection

14/19 communities assessed (10 communities are shown on the previous two factsheets): Northern Ora, Qminas, Sijer Bqesemtoh, Tab Issa Eastern And Western



Education

Status of primary schools in village

- Functioning
- Not functioning
- Not available
- No information

Barriers to accessing education services

Sijer Bqesemtoh

Most children accessed education

Tab Issa Eastern And Western

Most children accessed education

Northern Ora

Most children accessed education

Qminas

Most children accessed education

Health

Most common health problems

Most common barriers to accessing healthcare

Community	Most common health problems	Most common barriers to accessing healthcare
Northern Ora	Acute respiratory infections Fever Severe diseases affecting those aged less than 5	No facilities in the area
Qminas	Maternal health issues Acute respiratory infections Severe diseases affecting those aged less than 5	No facilities in the area
Sijer Bqesemtoh	Diarrhoea Acute respiratory infections Severe diseases affecting those aged less than 5	No facilities in the area
Tab Issa Eastern And Western	Acute respiratory infections Fever Severe diseases affecting those aged less than 5	No facilities in the area

Food Security

Northern Ora

- Bread: 125 SYP
- Rice: 400 SYP
- Lentils: 375 SYP
- Sugar: 375 SYP
- Cooking oil: 600 SYP

- Shops
- No difficulties reported
- Private bakeries unavailable

Qminas

- Bread: 150 SYP
- Rice: 400 SYP
- Lentils: 350 SYP
- Sugar: 375 SYP
- Cooking oil: 600 SYP

- Shops
- No difficulties reported
- Private bakeries unavailable

Sijer Bqesemtoh

- Bread (public): 1 pack
- Rice: 1kg
- Lentils: 1kg
- Sugar: 1kg
- Cooking oil: 1 litre

- Private bakeries
- No difficulties reported
- 0

Tab Issa Eastern And Western

- Bread: no info
- Rice: 450 SYP
- Lentils: 375 SYP
- Sugar: 400 SYP
- Cooking oil: 550 SYP

- Shops
- No difficulties reported
- Private bakeries unavailable

Main challenges to obtaining food

- No challenges
- Some foods unavailable
- Local production decreased
- Some foods expensive
- Lack of resources to buy food
- Lack of access to fuel
- Cooking fuel unavailable
- No information

Access to bread

- Most common source of bread
- Most common barriers to accessing bread
- Number of days, per month, where bread from private bakeries was unavailable

Displacement

- % of pre-conflict population remaining
- % of population that are female
- % of female-headed households
- IDPs living in village
- New IDP arrivals
- Returnees

Community	% of pre-conflict population remaining	% of population that are female	% of female-headed households	IDPs living in village	New IDP arrivals	Returnees
Foz Zuf	76-100%	51-75%	1-25%	Yes	No	No
Hamama Kafr Debbin	76-100%	51-75%	1-25%	Yes	Yes	No
Hassaniyeh Hatya	76-100%	51-75%	1-25%	Yes	No	No
Janudiyeh	76-100%	51-75%	1-25%	Yes	No	No
Jdidet Eljisir	1-25%	51-75%	1-25%	Yes	No	No

• 9/13 communities assessed (4 communities are shown on the next factsheet): Foz Zuf, Hamama Kafr Debbin, Hassaniyeh Hatya, Janudiyeh, Jdidet Eljisir



Shelter

- Independent apartment or house
- Shared apartment or house
- Unfinished apartment or house
- Tent
- Private space not for shelter
- Cave/natural shelter
- Collective public space not for shelter
- No IDPs
- No information
- Min - Max: rent paid per room (where known)

Community	Most common shelter	NDPs	IDPs
Foz Zuf	Independent apartment or house	7000 - 10000 SYP	7000 - 10000 SYP
Janudiyeh	Independent apartment or house	7000 - 10000 SYP	7000 - 10000 SYP
Hamama Kafr Debbin	Independent apartment or house	7000 - 12500 SYP	No info
Jdidet Eljisir	Independent apartment or house	No info	No info
Hassaniyeh Hatya	No IDPs	5000 - 10000 SYP	5000 - 10000 SYP

Livelihoods

- Most common source of income
- Most common strategies used to cope with lack of income / resources

Community	Most common source of income	Most common strategies used to cope with lack of income / resources
Foz Zuf	Daily employment Farm owning Sale of humanitarian aid	Children sent to work/beg Borrowing from family/friends High risk/illegal work
Hamama Kafr Debbin	Daily employment Farm owning Business/trade	Children sent to work/beg Borrowing from family/friends
Hassaniyeh Hatya	Daily employment Farm owning Sale of humanitarian aid	Children sent to work/beg Borrowing from family/friends High risk/illegal work
Janudiyeh	Daily employment Farm owning Sale of humanitarian aid	Children sent to work/beg Borrowing from family/friends
Jdidet Eljisir	Daily employment Farm owning Business/trade	Adults begging Children sent to work/beg Borrowing from family/friends

NFIs

Community	Most common electricity source	Fuel Prices (SYP)*	NFI Prices (SYP)*
Foz Zuf	B 6800 SYP C NA D 275 SYP F 60000 SYP	B 3500 SYP C 3900 SYP D 1000 SYP F NA	B 3500 SYP C 3800 SYP D 1100 SYP F NA
Janudiyeh	B 7000 SYP C 125 SYP D 280 SYP F 60000 SYP	B 2900 SYP C 3800 SYP D 1000 SYP F NA	B 7200 SYP C NA D 280 SYP F 65000 SYP
Hamama Kafr Debbin	B 7000 SYP C NA D 275 SYP F 55000 SYP	B 3500 SYP C 3800 SYP D 1100 SYP F NA	B 2700 SYP C 4000 SYP D 1100 SYP F NA
Hassaniyeh Hatya	B 6400 SYP C NA D 280 SYP F 65000 SYP	B 2700 SYP C 4000 SYP D 1100 SYP F NA	B 2700 SYP C 4000 SYP D 1100 SYP F NA

- Most common electricity source
- Main network
- Generator
- No source
- Solar alternative
- No information
- Fuel Prices (SYP)*
- B** Butane (cannister)
- C** Coal (1kg)
- D** Diesel (1 litre)
- F** Firewood (tonne)
- NFI Prices (SYP)*
- Cement (50kg)
- Floor mat (3*4m)
- Plastic tarpaulin (1m²)
- Tent (5 persons)
- NA: not available for purchase

Community	Most common strategies used to cope with a lack of fuel
Foz Zuf	Cutting trees Burning productive assets
Hamama Kafr Debbin	Cutting trees Burning productive assets
Janudiyeh	Cutting trees Burning productive assets
Hassaniyeh Hatya	Cutting trees Burning productive assets
Jdidet Eljisir	Cutting trees Burning productive assets

WASH

- Most common water source**
- Status of water source**
- Water is safe to drink
 - Water tastes/smells bad
 - People sick after drinking
 - No information
- Sufficiency of available water to meet household needs**
- Sufficient
 - Insufficient
 - No information
- Most common method of garbage disposal**

- Foz Zuf**
- Closed well
 - Private paid collection
- Hamama Kafr Debbin**
- Closed well
 - Private paid collection
- Hassaniyeh Hatya**
- Closed well
 - Private paid collection
- Janudiyeh**
- Network
 - Private paid collection
- Jdidet Eljisir**
- Closed well
 - Left in street / public area

9/13 communities assessed (4 communities are shown on the next factsheet): Foz Zuf, Hamama Kafr Debbin, Hassaniyeh Hatya, Janudiyeh, Jdidet Eljisir



Education

- Status of primary schools in village**
- Functioning
 - Not functioning
 - Not available
 - No information
- Barriers to accessing education services**
- Foz Zuf**
- Most children accessed education
- Hamama Kafr Debbin**
- Most children accessed education

- Hassaniyeh Hatya**
- Most children accessed education
- Janudiyeh**
- Most children accessed education
- Jdidet Eljisir**
- Most children accessed education

Health

	Most common health problems	Most common barriers to accessing healthcare
Foz Zuf	Chronic diseases Pregnancy related diseases Severe diseases affecting those aged less than 5	High cost of transportation Lack of transportation
Hamama Kafr Debbin	Chronic diseases Pregnancy related diseases Severe diseases affecting those aged less than 5	No difficulties reported
Hassaniyeh Hatya	Chronic diseases Pregnancy related diseases Severe diseases affecting those aged less than 5	No difficulties reported
Janudiyeh	Chronic diseases Pregnancy related diseases Severe diseases affecting those aged less than 5	No difficulties reported
Jdidet Eljisir	Chronic diseases Pregnancy related diseases Severe diseases affecting those aged less than 5	High cost of transportation Lack of transportation

Food Security

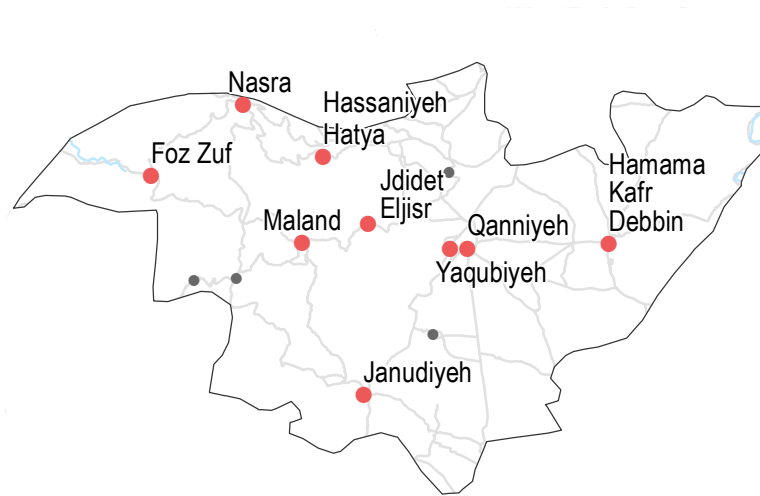
- Foz Zuf**
- Bread: 125 SYP
 - Rice: 175 SYP
 - Lentils: 350 SYP
 - Sugar: 400 SYP
 - Cooking oil: 550 SYP
- Public bakeries
 - No difficulties reported
 - Private bakeries unavailable
- Hamama Kafr Debbin**
- Bread: 125 SYP
 - Rice: 175 SYP
 - Lentils: 325 SYP
 - Sugar: 375 SYP
 - Cooking oil: 550 SYP
- Public bakeries
 - No difficulties reported
 - Private bakeries unavailable
- Hassaniyeh Hatya**
- Bread: 125 SYP
 - Rice: 175 SYP
 - Lentils: 350 SYP
 - Sugar: 400 SYP
 - Cooking oil: 550 SYP
- Public bakeries
 - No difficulties reported
 - Private bakeries unavailable
- Janudiyeh**
- Bread: 125 SYP
 - Rice: 200 SYP
 - Lentils: 350 SYP
 - Sugar: 375 SYP
 - Cooking oil: 550 SYP
- Public bakeries
 - No difficulties reported
 - Private bakeries unavailable
- Jdidet Eljisir**
- Bread: 125 SYP
 - Rice: 200 SYP
 - Lentils: 325 SYP
 - Sugar: 400 SYP
 - Cooking oil: 600 SYP
- Public bakeries
 - No difficulties reported
 - Private bakeries unavailable
- Main challenges to obtaining food**
- No challenges
 - Some foods unavailable
 - Local production decreased
 - Lack of access to markets
 - Some foods expensive
 - Lack of resources to buy food
 - Lack of access to fuel
 - Cooking fuel unavailable
 - No information
- Bread (public): 1 pack**
- Rice: 1kg**
- Lentils: 1kg**
- Sugar: 1kg**
- Cooking oil: 1 litre**
- Access to bread**
- Most common source of bread
 - Most common barriers to accessing bread
 - Number of days, per month, where bread from private bakeries was unavailable

Displacement

- % of pre-conflict population remaining
- % of population that are female
- % of female-headed households
- IDPs living in village
- New IDP arrivals
- Returnees

Community	% of pre-conflict population remaining	% of population that are female	% of female-headed households	IDPs living in village	New IDP arrivals	Returnees
Maland	76-100%	51-75%	1-25%	Yes	No	No
Nasra	None	51-75%	1-25%	Yes	No	No
Qanniyeh	51-75%	26-50%	1-25%	Yes	No info	No
Yaqubiyeh	1-25%	51-75%	1-25%	Yes	No	No

• 9/13 communities assessed (5 communities are shown on the previous factsheet): Maland, Nasra, Qanniyeh, Yaqubiyeh



NFIs

Community	Lightbulb (Electricity)	Generator	Price (SYP)
Maland	B	3500 SYP	6800 SYP
Yaqubiyeh	B	3000 SYP	7200 SYP

Community	Lightbulb (Electricity)	Generator	Price (SYP)
Nasra	B	4000 SYP	6900 SYP
Qanniyeh	C	1100 SYP	500 SYP
Yaqubiyeh	D	1100 SYP	280 SYP
Janudiyeh	F	NA	65000 SYP

- Most common electricity source
- Main network
 - Generator
 - No source
 - Solar alternative
 - No information
- Fuel Prices (SYP)*
- B** Butane (cannister)
 - C** Coal (1kg)
 - D** Diesel (1 litre)
 - F** Firewood (tonne)
- NFI Prices (SYP)*
- Cement (50kg)
 - Floor mat (3*4m)
 - Plastic tarpaulin (1m²)
 - Tent (5 persons)
- NA: not available for purchase

Shelter

- Independent apartment or house
- Shared apartment or house
- Unfinished apartment or house
- Tent
- Private space not for shelter
- Cave/natural shelter
- Collective public space not for shelter
- No IDPs
- No information
- Min - Max: rent paid per room (where known)

Community	Most common shelter	Price (SYP)
Maland	Independent apartment or house	7000 - 10000 SYP
Nasra	Independent apartment or house	No info
Qanniyeh	Independent apartment or house	3500 - 4000 SYP
Yaqubiyeh	No info	No info

Livelihoods

- Most common source of income
- Most common strategies used to cope with lack of income / resources

Community	Most common source of income	Most common strategies used to cope with lack of income / resources
Maland	Daily employment Farm owning Sale of humanitarian aid	Children sent to work/beg Borrowing from family/friends
Nasra	Daily employment High risk/illegal work	Children sent to work/beg Borrowing from family/friends High risk/illegal work
Qanniyeh	Stable employment Business/trade	Borrowing from family/friends Skipping meals
Yaqubiyeh	Daily employment Farm owning Business/trade	Adults begging Children sent to work/beg Borrowing from family/friends

Maland
 Cutting trees
 Burning productive assets

Nasra
 Cutting trees
 Burning productive assets

Qanniyeh
 No lack of fuel

Most common strategies used to cope with a lack of fuel

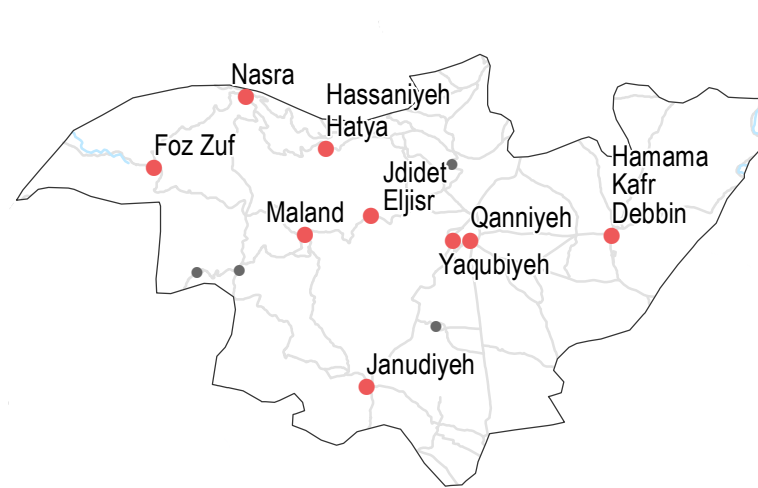
Yaqubiyeh
 Cutting trees
 Burning productive assets

WASH

- Most common water source**
- Water is safe to drink
 - Water tastes/smells bad
 - People sick after drinking
 - No information
- Sufficiency of available water to meet household needs**
- Sufficient
 - Insufficient
 - No information
- Most common method of garbage disposal**

- Maland**
- Closed well
 - Private paid collection
- Nasra**
- Protected spring
 - Public free collection
- Qanniyeh**
- Closed well
 - Public free collection
- Yaqubiyeh**
- Closed well
 - Private paid collection

• 9/13 communities assessed (5 communities are shown on the previous factsheet): Maland, Nasra, Qanniyeh, Yaqubiyeh



Food Security

- Maland**
- Bread: 125 SYP
 - Rice: 200 SYP
 - Lentils: 325 SYP
 - Sugar: 400 SYP
 - Cooking oil: 550 SYP
- Public bakeries
 - No difficulties reported
 - Private bakeries unavailable
- Nasra**
- Bread: 125 SYP
 - Rice: 200 SYP
 - Lentils: 350 SYP
 - Sugar: 400 SYP
 - Cooking oil: 600 SYP
- Public bakeries
 - No difficulties reported
 - Private bakeries unavailable
- Qanniyeh**
- Bread: 75 SYP
 - Rice: 650 SYP
 - Lentils: 425 SYP
 - Sugar: 350 SYP
 - Cooking oil: 750 SYP
- Public bakeries
 - No difficulties reported
- Yaqubiyeh**
- Bread: 125 SYP
 - Rice: 200 SYP
 - Lentils: 325 SYP
 - Sugar: 385 SYP
 - Cooking oil: 600 SYP
- Public bakeries
 - No difficulties reported
 - Private bakeries unavailable
- Main challenges to obtaining food**
- No challenges
 - Some foods unavailable
 - Local production decreased
 - Lack of access to markets
 - Some foods expensive
 - Lack of resources to buy food
 - Lack of access to fuel
 - Cooking fuel unavailable
 - No information
- Access to bread**
- Bread (public): 1 pack
 - Rice: 1kg
 - Lentils: 1kg
 - Sugar: 1kg
 - Cooking oil: 1 litre
 - Most common source of bread
 - Most common barriers to accessing bread
 - Number of days, per month, where bread from private bakeries was unavailable

Education

- Status of primary schools in village**
- Functioning
 - Not functioning
 - Not available
 - No information
- Barriers to accessing education services**
- Maland**
- Most children accessed education
- Nasra**
- Most children accessed education

Health

	Most common health problems	Most common barriers to accessing healthcare
Maland	Chronic diseases Pregnancy related diseases Severe diseases affecting those aged less than 5	No difficulties reported
Nasra	Chronic diseases Pregnancy related diseases Severe diseases affecting those aged less than 5	High cost of transportation Lack of transportation
Qanniyeh	Chronic diseases Pregnancy related diseases Severe diseases affecting those aged less than 5	No difficulties reported
Yaqubiyeh	Chronic diseases Pregnancy related diseases Severe diseases affecting those aged less than 5	No difficulties reported

Jisr Ash Shugur 1/2, Idleb Governorate

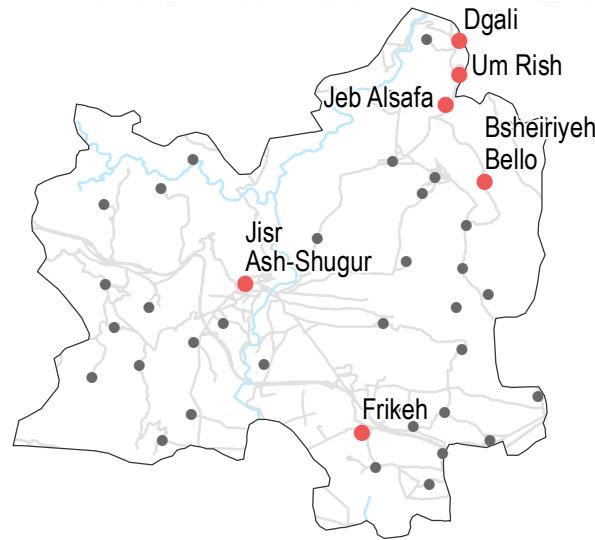
August 2017

Displacement

- % of pre-conflict population remaining
- % of population that are female
- % of female-headed households
- IDPs living in village
- New IDP arrivals
- Returnees

Bsheiriyeh Bello		
76-100%	51-75%	1-25%
Yes	No	No
Dgali		
76-100%	51-75%	1-25%
Yes	No	No
Frikeh		
76-100%	51-75%	1-25%
Yes	Yes	No

• 6/40 communities assessed (3 communities are shown on the next factsheet): Bsheiriyeh Bello, Dgali, Frikeh



Shelter

- Independent apartment or house
- Shared apartment or house
- Unfinished apartment or house
- Tent
- Private space not for shelter
- Cave/natural shelter
- Collective public space not for shelter
- No IDPs
- No information
- Min - Max: rent paid per room (where known)

Bsheiriyeh Bello	
NDPs	IDPs
3000 - 6000 SYP	
Dgali	
NDPs	IDPs
No info	
Frikeh	
NDPs	IDPs
No info	

Livelihoods

	Most common source of income	Most common strategies used to cope with lack of income / resources
Bsheiriyeh Bello	Daily employment Farm owning Sale of humanitarian aid	Children sent to work/beg Borrowing from family/friends
Dgali	Daily employment Farm owning Sale of humanitarian aid	Adults begging Children sent to work/beg Borrowing from family/friends
Frikeh	Daily employment Farm owning Sale of humanitarian aid	Adults begging Children sent to work/beg Borrowing from family/friends

NFIs

Bsheiriyeh Bello	
B 6700 SYP	3500 SYP
C NA	4000 SYP
D 275 SYP	1100 SYP
F 65000 SYP	NA
Dgali	
B 6500 SYP	NA
C NA	4100 SYP
D 285 SYP	1200 SYP
F 63000 SYP	NA
Frikeh	
B 6700 SYP	NA
C NA	4000 SYP
D 280 SYP	1100 SYP
F 65000 SYP	NA

- Most common electricity source
- Main network
- Generator
- No source
- Solar alternative
- No information
- Fuel Prices (SYP)*
- B** Butane (cannister)
- C** Coal (1kg)
- D** Diesel (1 litre)
- F** Firewood (tonne)
- NFI Prices (SYP)*
- Cement (50kg)
- Floor mat (3*4m)
- Plastic tarpaulin (1m²)
- Tent (5 persons)
- NA: not available for purchase

Bsheiriyeh Bello	Cutting trees Burning productive assets
Dgali	Cutting trees Burning productive assets
Frikeh	Cutting trees Burning productive assets

Most common strategies used to cope with a lack of fuel

Jisr Ash Shugur 1/2, Idleb Governorate

August 2017

WASH

- Most common water source**
- Water is safe to drink
 - Water tastes/smells bad
 - People sick after drinking
 - No information
- Sufficiency of available water to meet household needs**
- Sufficient
 - Insufficient
 - No information
- Most common method of garbage disposal**
- Left in street / public area

Bsheiriyeh Bello

- Closed well
- Private paid collection

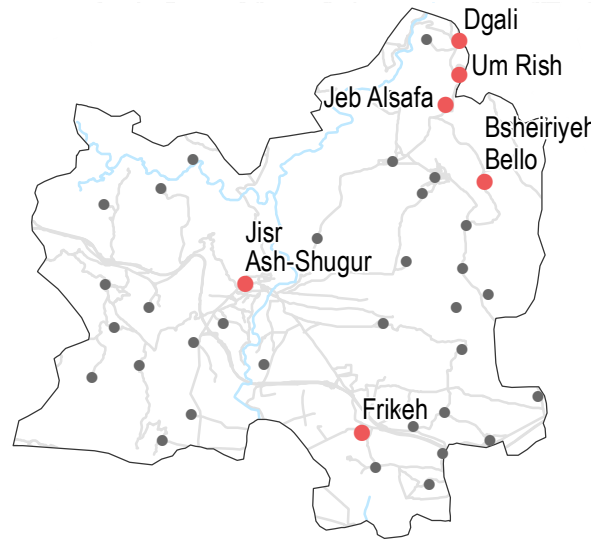
Dgali

- Network
- Left in street / public area

Frikeh

- Closed well
- Left in street / public area

6/40 communities assessed (3 communities are shown on the next factsheet): Bsheiriyeh Bello, Dgali, Frikeh



Food Security

Bsheiriyeh Bello

- Bread: 125 SYP
- Rice: 175 SYP
- Lentils: 300 SYP
- Sugar: 400 SYP
- Cooking oil: 575 SYP
- Public bakeries
- No difficulties reported
- Private bakeries unavailable

Dgali

- Bread: 125 SYP
- Rice: 150 SYP
- Lentils: 325 SYP
- Sugar: 400 SYP
- Cooking oil: 575 SYP
- Public bakeries
- No difficulties reported
- Private bakeries unavailable

Frikeh

- Bread: no info
- Rice: 200 SYP
- Lentils: 325 SYP
- Sugar: 400 SYP
- Cooking oil: 550 SYP
- Shops
- No difficulties reported
- Private bakeries unavailable

Main challenges to obtaining food

- No challenges
- Some foods unavailable
- Local production decreased
- Lack of access to markets
- Some foods expensive
- Lack of resources to buy food
- Lack of access to fuel
- Cooking fuel unavailable
- No information

Bread (public): 1 pack
Rice: 1kg
Lentils: 1kg
Sugar: 1kg
Cooking oil: 1 litre

Access to bread
Most common source of bread

- Most common barriers to accessing bread
- Number of days, per month, where bread from private bakeries was unavailable

Education

- Status of primary schools in village**
- Functioning
 - Not functioning
 - Not available
 - No information
- Barriers to accessing education services**
- Most children accessed education

Frikeh

- Some facilities destroyed
- Lack of teaching staff

Bsheiriyeh Bello

Most children accessed education

Dgali

Most children accessed education

Health

Most common health problems

Most common barriers to accessing healthcare

Bsheiriyeh Bello

Chronic diseases
Pregnancy related diseases
Severe diseases affecting those aged less than 5

No difficulties reported

Dgali

Chronic diseases
Pregnancy related diseases
Severe diseases affecting those aged less than 5

High cost of transportation
Lack of transportation

Frikeh

Chronic diseases
Pregnancy related diseases
Severe diseases affecting those aged less than 5

High cost of transportation
Lack of transportation

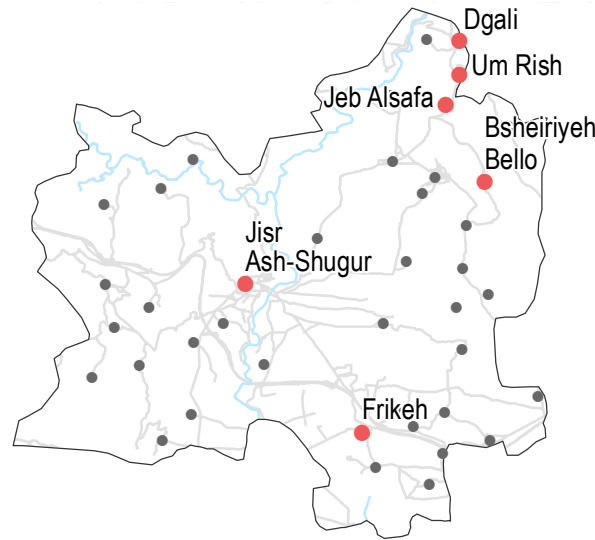
Jisr Ash Shugur 2/2, Idleb Governorate

August 2017

Displacement

<ul style="list-style-type: none"> % of pre-conflict population remaining % of population that are female % of female-headed households IDPs living in village New IDP arrivals Returnees 	Jeb Alsafa <ul style="list-style-type: none"> 76-100% 51-75% 1-25% Yes No No
	Jisr Ash Shugur <ul style="list-style-type: none"> 51-75% 51-75% 1-25% Yes Yes Yes
	Um Rish <ul style="list-style-type: none"> 76-100% 51-75% 1-25% Yes No No

• 6/40 communities assessed (3 communities are shown on the previous factsheet): Jeb Alsafa, Jisr Ash Shugur, Um Rish



NFIs

Jeb Alsafa

B 6500 SYP		NA
C NA		4000 SYP
D 285 SYP		NA
F 65000 SYP		NA

Jisr Ash Shugur

B 6600 SYP		3300 SYP
C 150 SYP		3800 SYP
D 275 SYP		1100 SYP
F 60000 SYP		NA

Um Rish

B 6500 SYP		NA
C NA		4200 SYP
D 280 SYP		NA
F 65000 SYP		NA

- Most common electricity source
- Main network
 - Generator
 - No source
 - Solar alternative
 - No information

- Fuel Prices (SYP)*
- B** Butane (cannister)
 - C** Coal (1kg)
 - D** Diesel (1 litre)
 - F** Firewood (tonne)

- NFI Prices (SYP)*
- Cement (50kg)
 - Floor mat (3*4m)
 - Plastic tarpaulin (1m²)
 - Tent (5 persons)
- NA: not available for purchase

Shelter

<p>Most common shelter</p> <ul style="list-style-type: none"> Independent apartment or house Shared apartment or house Unfinished apartment or house Tent Private space not for shelter Cave/natural shelter Collective public space not for shelter No IDPs No information <p>Min - Max: rent paid per room (where known)</p>	Jeb Alsafa NDPs IDPs 5000 - 10000 SYP
	Jisr Ash Shugur NDPs IDPs 5000 - 12500 SYP
	Um Rish NDPs IDPs No info

Livelihoods

	Most common source of income	Most common strategies used to cope with lack of income / resources
Jeb Alsafa	Daily employment Farm owning Sale of humanitarian aid	Adults begging Children sent to work/beg Borrowing from family/friends
Jisr Ash Shugur	Daily employment Begging Business/trade	Adults begging Children sent to work/beg Borrowing from family/friends
Um Rish	Daily employment Farm owning Sale of humanitarian aid	Adults begging Children sent to work/beg Borrowing from family/friends

Jeb Alsafa

- Cutting trees
- Burning productive assets

Jisr Ash Shugur

- Cutting trees
- Burning productive assets

Um Rish

- Cutting trees
- Burning productive assets

- Most common strategies used to cope with a lack of fuel

Jisr Ash Shugur 2/2, Idleb Governorate

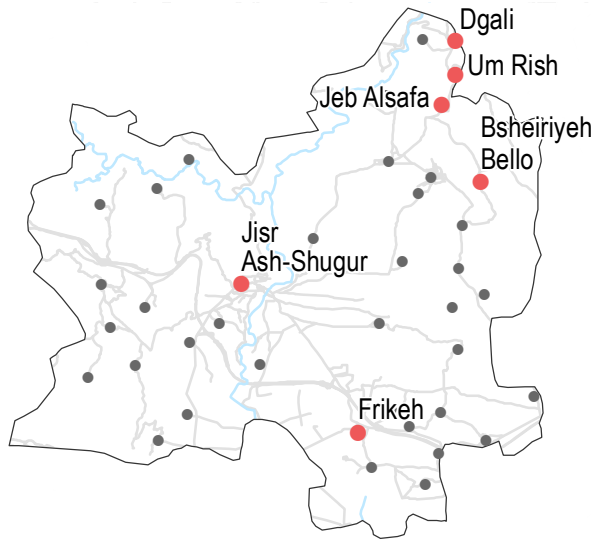
August 2017

WASH

- Most common water source
- Status of water source
- Water is safe to drink
 - Water tastes/smells bad
 - People sick after drinking
 - No information
- Sufficiency of available water to meet household needs
- Sufficient
 - Insufficient
 - No information
- Most common method of garbage disposal

- Jeb Alsafa**
- Network
 - Left in street / public area
- Jisr Ash Shugur**
- Closed well
 - Private paid collection
- Um Rish**
- Network
 - Left in street / public area

• 6/40 communities assessed (3 communities are shown on the previous factsheet): Jeb Alsafa, Jisr Ash Shugur, Um Rish



Food Security

Jeb Alsafa

- Bread: 125 SYP
 - Rice: 150 SYP
 - Lentils: 350 SYP
 - Sugar: 400 SYP
 - Cooking oil: 575 SYP
- Public bakeries
 - No difficulties reported
 - Private bakeries unavailable

Jisr Ash Shugur

- Bread: no info
 - Rice: 225 SYP
 - Lentils: 325 SYP
 - Sugar: 385 SYP
 - Cooking oil: 550 SYP
- Shops
 - No difficulties reported
 - Private bakeries unavailable

Um Rish

- Bread: 125 SYP
 - Rice: 150 SYP
 - Lentils: 325 SYP
 - Sugar: 400 SYP
 - Cooking oil: 550 SYP
- Public bakeries
 - No difficulties reported
 - Private bakeries unavailable

Main challenges to obtaining food

- No challenges
- Some foods unavailable
- Local production decreased
- Lack of access to markets
- Some foods expensive
- Lack of resources to buy food
- Lack of access to fuel
- Cooking fuel unavailable
- No information

- Bread (public): 1 pack
- Rice: 1kg
- Lentils: 1kg
- Sugar: 1kg
- Cooking oil: 1 litre

- Access to bread
- Most common source of bread
- Most common barriers to accessing bread
- Number of days, per month, where bread from private bakeries was unavailable

Education

- Status of primary schools in village
- Functioning
 - Not functioning
 - Not available
 - No information
- Barriers to accessing education services
- Jeb Alsafa**
- Most children accessed education

- Um Rish**
- Most children accessed education

- Jisr Ash Shugur**
- Most children accessed education

Health

	Most common health problems	Most common barriers to accessing healthcare
Jeb Alsafa	Chronic diseases Pregnancy related diseases Severe diseases affecting those aged less than 5	High cost of transportation Lack of transportation
Jisr Ash Shugur	Chronic diseases Pregnancy related diseases Severe diseases affecting those aged less than 5	No difficulties reported
Um Rish	Chronic diseases Pregnancy related diseases Severe diseases affecting those aged less than 5	High cost of transportation Lack of transportation

Kafr Nobol, Idleb Governorate

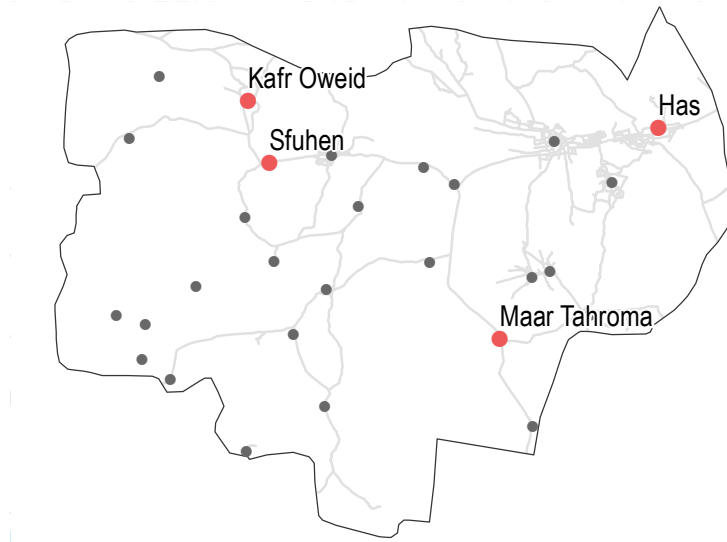
August 2017

Displacement

- % of pre-conflict population remaining
- % of population that are female
- % of female-headed households
- IDPs living in village
- New IDP arrivals
- Returnees

Sub-district	% of pre-conflict population remaining	% of population that are female	% of female-headed households	IDPs living in village	New IDP arrivals	Returnees
Has	76-100%	1-25%	1-25%	Yes	No	No
Kafr Oweid	76-100%	1-25%	1-25%	Yes	No	Yes
Maar Tahroma	76-100%	1-25%	1-25%	Yes	Yes	No
Sfuhen	76-100%	1-25%	1-25%	Yes	Yes	No

• 4/28 communities assessed : Has, Kafr Oweid, Maar Tahroma, Sfuhen



Shelter

- Independent apartment or house
- Shared apartment or house
- Unfinished apartment or house
- Tent
- Private space not for shelter
- Cave/natural shelter
- Collective public space not for shelter
- No IDPs
- No information
- Min - Max: rent paid per room (where known)

Sub-district	NDPs	IDPs	Min - Max: rent paid per room (where known)
Has			2500 - 3000 SYP
Kafr Oweid			1500 - 2000 SYP
Maar Tahroma			2000 - 2500 SYP
Sfuhen			1500 - 2000 SYP

Livelihoods

Most common source of income

Most common strategies used to cope with lack of income / resources

Sub-district	Most common source of income	Most common strategies used to cope with lack of income / resources
Has	Daily employment Farm owning Sale of humanitarian aid	Borrowing from family/friends
Kafr Oweid	Daily employment Farm owning Sale of humanitarian aid	Borrowing from family/friends
Maar Tahroma	Daily employment Farm owning Sale of humanitarian aid	Borrowing from family/friends
Sfuhen	Daily employment Farm owning Sale of humanitarian aid	Borrowing from family/friends

NFIs

Has

B 6500 SYP	2300 SYP
C 70 SYP	4000 SYP
D 275 SYP	800 SYP
F 67000 SYP	NA

Kafr Oweid

B 6500 SYP	2300 SYP
C 65 SYP	4000 SYP
D 275 SYP	800 SYP
F 65000 SYP	NA

Maar Tahroma

B 6500 SYP	2300 SYP
C 60 SYP	4500 SYP
D 275 SYP	800 SYP
F 63000 SYP	NA

Sfuhen

B 6500 SYP	2300 SYP
C 65 SYP	4000 SYP
D 275 SYP	800 SYP
F 65000 SYP	NA

Most common electricity source

- Main network
- Generator
- No source
- Solar alternative
- No information

Fuel Prices (SYP)*

- B** Butane (cannister)
- C** Coal (1kg)
- D** Diesel (1 litre)
- F** Firewood (tonne)

NFI Prices (SYP)*

- Cement (50kg)
- Floor mat (3*4m)
- Plastic tarpaulin (1m²)
- Tent (5 persons)
- NA: not available for purchase

Has

No lack of fuel

Kafr Oweid

No lack of fuel

Maar Tahroma

No lack of fuel

Sfuhen

No lack of fuel

Most common strategies used to cope with a lack of fuel

Kafr Nobol, Idleb Governorate

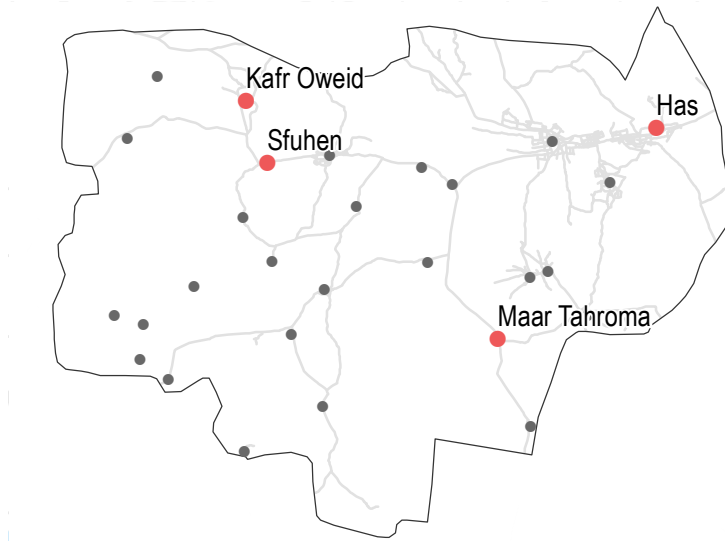
August 2017

WASH

- Most common water source**
- Status of water source**
- Water is safe to drink
 - Water tastes/smells bad
 - People sick after drinking
 - No information
- Sufficiency of available water to meet household needs**
- Sufficient
 - Insufficient
 - No information
- Most common method of garbage disposal**

- Has**
- Water trucking
 - Public free collection
- Kafr Oweid**
- Water trucking
 - Public free collection
- Maar Tahroma**
- Water trucking
 - Public free collection
- Sfuhen**
- Water trucking
 - Public free collection

• 4/28 communities assessed : Has, Kafr Oweid, Maar Tahroma, Sfuhen



Education

- Status of primary schools in village**
- Functioning
 - Not functioning
 - Not available
 - No information
- Barriers to accessing education services**
- Has
 - Kafr Oweid

- Maar Tahroma**
- Most children accessed education
- Sfuhen**
- Most children accessed education

Health

	Most common health problems	Most common barriers to accessing healthcare
Has	Chronic diseases Pregnancy related diseases Severe diseases affecting those aged less than 5	No difficulties reported
Kafr Oweid	Chronic diseases Pregnancy related diseases Severe diseases affecting those aged less than 5	No difficulties reported
Maar Tahroma	Chronic diseases Pregnancy related diseases Severe diseases affecting those aged less than 5	No difficulties reported
Sfuhen	Chronic diseases Pregnancy related diseases Severe diseases affecting those aged less than 5	No difficulties reported

Food Security

- Has**
- Bread: 100 SYP
 - Rice: 500 SYP
 - Lentils: 350 SYP
 - Sugar: 465 SYP
 - Cooking oil: 625 SYP
 - Shops
 - No difficulties reported
- Kafr Oweid**
- Bread: 75 SYP
 - Rice: 450 SYP
 - Lentils: 350 SYP
 - Sugar: 430 SYP
 - Cooking oil: 625 SYP
 - Shops
 - No difficulties reported
- Maar Tahroma**
- Bread: 100 SYP
 - Rice: 475 SYP
 - Lentils: 360 SYP
 - Sugar: 460 SYP
 - Cooking oil: 600 SYP
 - Shops
 - No difficulties reported
- Sfuhen**
- Bread: 125 SYP
 - Rice: 475 SYP
 - Lentils: 350 SYP
 - Sugar: 460 SYP
 - Cooking oil: 600 SYP
 - Shops
 - No difficulties reported

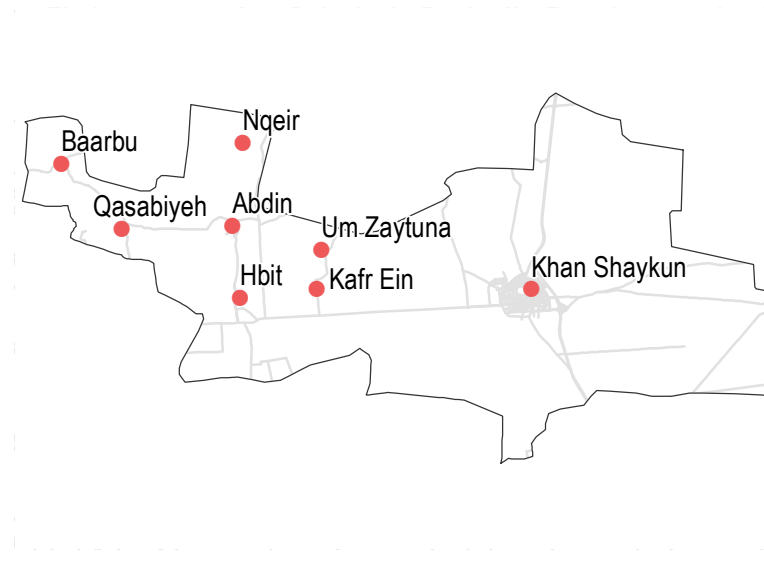
- Main challenges to obtaining food**
- No challenges
 - Some foods unavailable
 - Local production decreased
 - Lack of access to markets
 - Some foods expensive
 - Lack of resources to buy food
 - Lack of access to fuel
 - Cooking fuel unavailable
 - No information
- Bread (public): 1 pack
Rice: 1kg
Lentils: 1kg
Sugar: 1kg
Cooking oil: 1 litre
- Access to bread**
- Most common source of bread
 - Most common barriers to accessing bread
 - Number of days, per month, where bread from private bakeries was unavailable

Displacement

- % of pre-conflict population remaining
- % of population that are female
- % of female-headed households
- IDPs living in village
- New IDP arrivals
- Returnees

Community	% of pre-conflict population remaining	% of population that are female	% of female-headed households	IDPs living in village	New IDP arrivals	Returnees
Abdin	26-50%	26-50%	1-25%	Yes	No	No
Baarbu	51-75%	51-75%	1-25%	Yes	Yes	No
Hbit	26-50%	26-50%	1-25%	Yes	No	No
Kafr Ein	51-75%	51-75%	1-25%	Yes	Yes	No
Khan Shaykun	76-100%	51-75%	1-25%	Yes	Yes	No

• 8/8 communities assessed (3 communities are shown on the next factsheet): Abdin, Baarbu, Hbit, Kafr Ein, Khan Shaykun



Shelter

- Independent apartment or house
- Shared apartment or house
- Unfinished apartment or house
- Tent
- Private space not for shelter
- Cave/natural shelter
- Collective public space not for shelter
- No IDPs
- No information
- Min - Max: rent paid per room (where known)

Community	Most common shelter	NDPs	IDPs
Abdin	Independent apartment or house	1000 - 1500 SYP	
Baarbu	Independent apartment or house	4000 - 4500 SYP	
Hbit	Independent apartment or house	3000 - 3500 SYP	
Kafr Ein	No info		
Khan Shaykun	Independent apartment or house	3000 - 3500 SYP	

Livelihoods

- Most common source of income
- Most common strategies used to cope with lack of income / resources

Community	Most common source of income	Most common strategies used to cope with lack of income / resources
Abdin	Sale of household assets Farm owning Business/trade	Children sent to work/beg Selling household assets Reducing meal size
Baarbu	Farm owning Business/trade Savings	Children sent to work/beg Selling household assets Reducing meal size
Hbit	Farm owning Business/trade Savings	Children sent to work/beg Selling household assets Reducing meal size
Kafr Ein	Farm owning Business/trade Sale of humanitarian aid	Children sent to work/beg Selling household assets Reducing meal size
Khan Shaykun	Farm owning Business/trade Savings	Children sent to work/beg Selling household assets Skipping meals

NFIs

Community	Electricity source	Fuel Prices (SYP)*	NFI Prices (SYP)*
Abdin	Main network	Butane (cannister) 7300 SYP	Cement (50kg) 2000 SYP
Kafr Ein	Generator	Coal (1kg) 7000 SYP	Floor mat (3*4m) 4000 SYP
Baarbu	No source	Diesel (1 litre) 65 SYP	Plastic tarpaulin (1m²) 350 SYP
Khan Shaykun	Solar alternative	Firewood (tonne) 275 SYP	Tent (5 persons) 2500 SYP
Hbit	No information	Butane (cannister) 6500 SYP	NA: not available for purchase

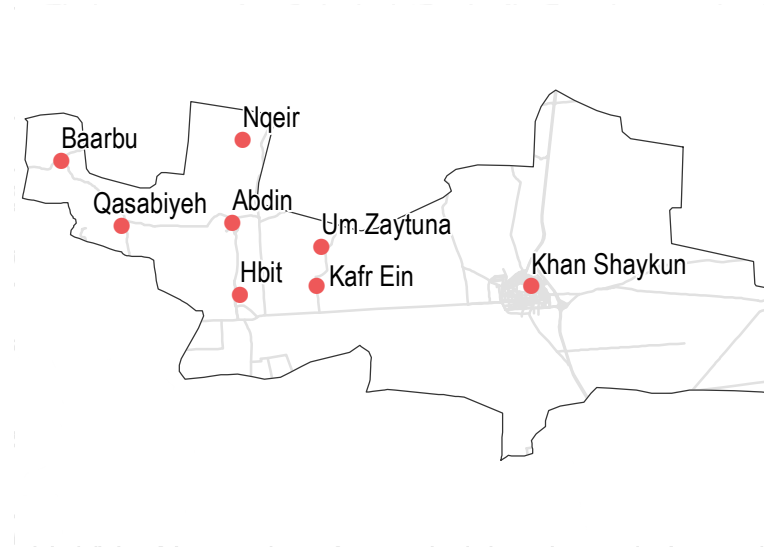
Community	Most common strategies used to cope with a lack of fuel
Abdin	No lack of fuel
Baarbu	No lack of fuel
Kafr Ein	No lack of fuel
Hbit	No lack of fuel
Khan Shaykun	No lack of fuel

WASH

- Most common water source**
- Status of water source**
- Water is safe to drink
 - Water tastes/smells bad
 - People sick after drinking
 - No information
- Sufficiency of available water to meet household needs**
- Sufficient
 - Insufficient
 - No information
- Most common method of garbage disposal**

- Abdin**
- Network
 - Buried / burned
- Baarbu**
- Network
 - Buried / burned
- Hbit**
- Water trucking
 - Public free collection
- Kafr Ein**
- Water trucking
 - Buried / burned
- Khan Shaykun**
- Network
 - Public free collection

8/8 communities assessed (3 communities are shown on the next factsheet): Abdin, Baarbu, Hbit, Kafr Ein, Khan Shaykun



Education

- Status of primary schools in village**
- Functioning
 - Not functioning
 - Not available
 - No information
- Barriers to accessing education services**
- Abdin: Most children accessed education
 - Baarbu: Most children accessed education

- Hbit**
- Most children accessed education
- Kafr Ein**
- Most children accessed education
- Khan Shaykun**
- Most children accessed education

Health

- Most common health problems**
- Most common barriers to accessing healthcare**

Community	Most common health problems	Most common barriers to accessing healthcare
Abdin	Diarrhoea Skin diseases Pregnancy related diseases	No facilities in the area
Baarbu	Skin diseases Pregnancy related diseases Severe diseases affecting those aged less than 5	No facilities in the area
Hbit	Skin diseases Chronic diseases Severe diseases affecting those aged less than 5	No difficulties reported
Kafr Ein	Disabilities	No difficulties reported
Khan Shaykun	Skin diseases Chronic diseases Pregnancy related diseases	No difficulties reported

Food Security

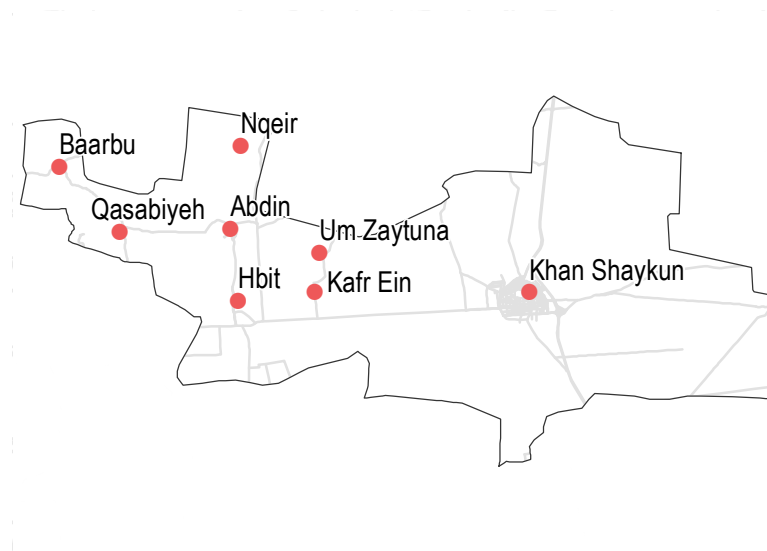
- Abdin**
- Private bakeries
 - No difficulties reported
 - 0
- Bread: no info
 Rice: 400 SYP
 Lentils: 400 SYP
 Sugar: 400 SYP
 Cooking oil: 500 SYP
- Baarbu**
- Shops
 - No difficulties reported
 - Private bakeries unavailable
- Bread: no info
 Rice: 400 SYP
 Lentils: 400 SYP
 Sugar: 400 SYP
 Cooking oil: 550 SYP
- Hbit**
- Private bakeries
 - No difficulties reported
 - 0
- Bread: no info
 Rice: 500 SYP
 Lentils: 400 SYP
 Sugar: 400 SYP
 Cooking oil: 500 SYP
- Kafr Ein**
- Public bakeries
 - No difficulties reported
 - Private bakeries unavailable
- Bread: 150 SYP
 Rice: 500 SYP
 Lentils: 450 SYP
 Sugar: 400 SYP
 Cooking oil: 500 SYP
- Khan Shaykun**
- Private bakeries
 - No difficulties reported
 - 0
- Bread: no info
 Rice: 500 SYP
 Lentils: 400 SYP
 Sugar: 400 SYP
 Cooking oil: 500 SYP
- Main challenges to obtaining food**
- No challenges
 - Some foods unavailable
 - Local production decreased
 - Lack of access to markets
 - Some foods expensive
 - Lack of resources to buy food
 - Lack of access to fuel
 - Cooking fuel unavailable
 - No information
- Bread (public): 1 pack
 Rice: 1kg
 Lentils: 1kg
 Sugar: 1kg
 Cooking oil: 1 litre
- Access to bread**
- Most common source of bread
 - Most common barriers to accessing bread
 - Number of days, per month, where bread from private bakeries was unavailable

Displacement

- % of pre-conflict population remaining
- % of population that are female
- % of female-headed households
- IDPs living in village
- New IDP arrivals
- Returnees

Nqeir	
76-100%	51-75%
Yes	No
No	No
Qasabiyeh	
26-50%	51-75%
Yes	No
Yes	Yes
Um Zaytuna	
51-75%	51-75%
Yes	No
No	No

• 8/8 communities assessed (5 communities are shown on the previous factsheet): Nqeir, Qasabiyeh, Um Zaytuna



Shelter

- Independent apartment or house
- Shared apartment or house
- Unfinished apartment or house
- Tent
- Private space not for shelter
- Cave/natural shelter
- Collective public space not for shelter
- No IDPs
- No information
- Min - Max: rent paid per room (where known)

Nqeir	
NDPs	IDPs
4000 - 4500 SYP	
Qasabiyeh	
NDPs	IDPs
3000 - 3500 SYP	
Um Zaytuna	
NDPs	IDPs
2000 - 2500 SYP	

Livelihoods

	Most common source of income	Most common strategies used to cope with lack of income / resources
Nqeir	Farm owning Business/trade Savings	Children sent to work/beg Selling household assets Reducing meal size
Qasabiyeh	Farm owning Business/trade Savings	Children sent to work/beg Selling household assets Reducing meal size
Um Zaytuna	Farm owning Business/trade Savings	Children sent to work/beg Selling household assets Reducing meal size

NFIs

Nqeir	
B 7000 SYP	3700 SYP
C 65 SYP	3500 SYP
D 275 SYP	400 SYP
F 68000 SYP	25000 SYP
Qasabiyeh	
B 6800 SYP	2800 SYP
C 65 SYP	3500 SYP
D 275 SYP	350 SYP
F 75000 SYP	25000 SYP
Um Zaytuna	
B 6500 SYP	3000 SYP
C 65 SYP	4000 SYP
D 275 SYP	350 SYP
F 75000 SYP	25000 SYP

- Most common electricity source
- Main network
 - Generator
 - No source
 - Solar alternative
 - No information
- Fuel Prices (SYP)*
- B** Butane (cannister)
 - C** Coal (1kg)
 - D** Diesel (1 litre)
 - F** Firewood (tonne)
- NFI Prices (SYP)*
- Cement (50kg)
 - Floor mat (3*4m)
 - Plastic tarpaulin (1m²)
 - Tent (5 persons)
- NA: not available for purchase

Nqeir
No lack of fuel

Qasabiyeh
No lack of fuel

Um Zaytuna
No lack of fuel

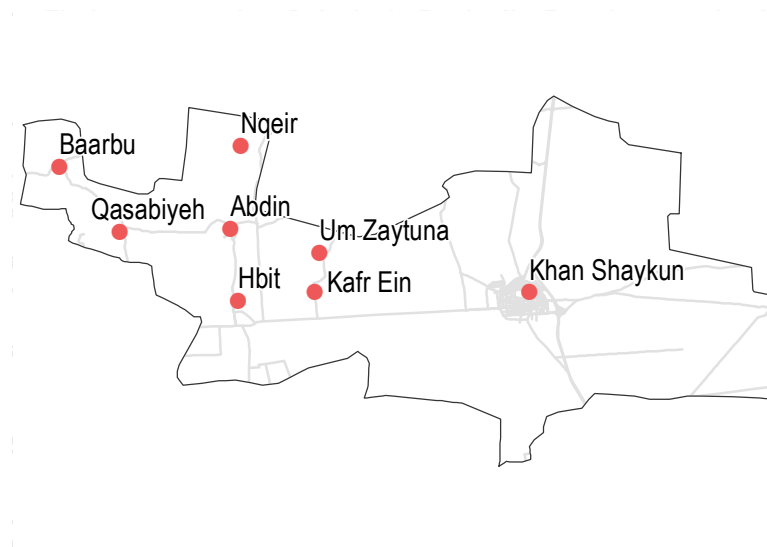
Most common strategies used to cope with a lack of fuel

WASH

- Most common water source**
- Water is safe to drink
 - Water tastes/smells bad
 - People sick after drinking
 - No information
- Sufficiency of available water to meet household needs**
- Sufficient
 - Insufficient
 - No information
- Most common method of garbage disposal**
- Buried / burned

- Nqeir**
- Network
 - Public free collection
- Qasabiyeh**
- Network
 - Buried / burned
- Um Zaytuna**
- Water trucking
 - Buried / burned

• 8/8 communities assessed (5 communities are shown on the previous factsheet): Nqeir, Qasabiyeh, Um Zaytuna



Education

- Status of primary schools in village**
- Functioning
 - Not functioning
 - Not available
 - No information
- Barriers to accessing education services**

Um Zaytuna
 Most children accessed education

Nqeir
 Most children accessed education

Qasabiyeh
 Most children accessed education

Health

- Most common health problems
- Most common barriers to accessing healthcare

Community	Most common health problems	Most common barriers to accessing healthcare
Nqeir	Skin diseases Chronic diseases Severe diseases affecting those aged less than 5	No facilities in the area
Qasabiyeh	Skin diseases Pregnancy related diseases	No facilities in the area
Um Zaytuna	Skin diseases Chronic diseases Pregnancy related diseases	No facilities in the area

Food Security

Nqeir

- Bread: no info
- Rice: 400 SYP
- Lentils: 400 SYP
- Sugar: 380 SYP
- Cooking oil: 500 SYP

Shops

- No difficulties reported
- Private bakeries unavailable

Qasabiyeh

- Bread: no info
- Rice: 500 SYP
- Lentils: 400 SYP
- Sugar: 400 SYP
- Cooking oil: 500 SYP

Shops

- No difficulties reported
- Private bakeries unavailable

Um Zaytuna

- Bread: no info
- Rice: 400 SYP
- Lentils: 400 SYP
- Sugar: 400 SYP
- Cooking oil: 500 SYP

Shops

- No difficulties reported
- Private bakeries unavailable

Main challenges to obtaining food

- No challenges
- Some foods unavailable
- Local production decreased
- Lack of access to markets
- Some foods expensive
- Lack of resources to buy food
- Lack of access to fuel
- Cooking fuel unavailable
- No information

Access to bread

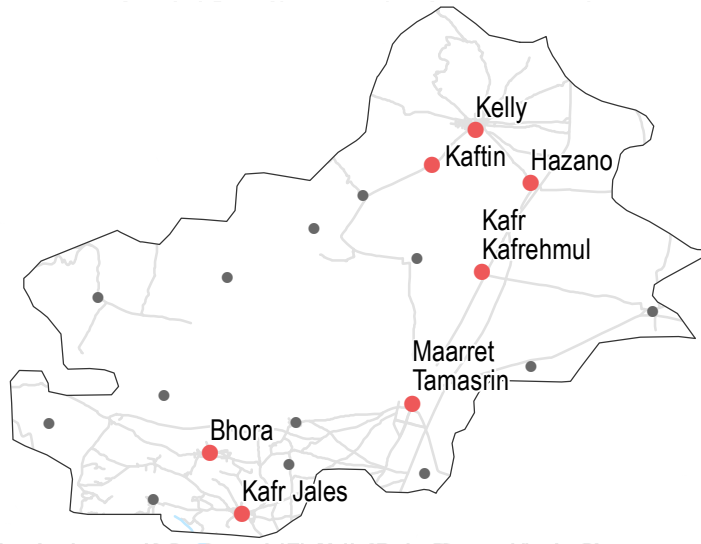
- Bread (public): 1 pack
- Rice: 1kg
- Lentils: 1kg
- Sugar: 1kg
- Cooking oil: 1 litre
- Most common source of bread
- Most common barriers to accessing bread
- Number of days, per month, where bread from private bakeries was unavailable

Displacement

- % of pre-conflict population remaining
- % of population that are female
- % of female-headed households
- IDPs living in village
- New IDP arrivals
- Returnees

Community	% of pre-conflict population remaining	% of population that are female	% of female-headed households	IDPs living in village	New IDP arrivals	Returnees
Bhora	51-75%	26-50%	1-25%	Yes	No	Yes
Hazano	76-100%	51-75%	1-25%	Yes	No	No
Kafr Kafrehmul	51-75%	26-50%	26-50%	Yes	No	Yes
Kafr Jales	51-75%	26-50%	1-25%	Yes	No	Yes
Kaftin	51-75%	26-50%	1-25%	Yes	No	No

• 7/19 communities assessed (2 communities are shown on the next factsheet): Bhora, Hazano, Kafr Kafrehmul, Kafr Jales, Kaftin



Shelter

- Independent apartment or house
- Shared apartment or house
- Unfinished apartment or house
- Tent
- Private space not for shelter
- Cave/natural shelter
- Collective public space not for shelter
- No IDPs
- No information
- Min - Max: rent paid per room (where known)

Community	Most common shelter	NDPs	IDPs
Bhora	Independent apartment or house	3500	4000 SYP
Kafr Jales	Independent apartment or house	4500	5000 SYP
Hazano	Shared apartment or house	8000	12000 SYP
Kaftin	Shared apartment or house	6500	7000 SYP
Kafr Kafrehmul	Unfinished apartment or house	5500	6500 SYP

Livelihoods

Most common source of income

Most common strategies used to cope with lack of income / resources

Community	Most common source of income	Most common strategies used to cope with lack of income / resources
Bhora	Daily employment Business/trade Remittances	Children sent to work/beg
Hazano	Farm owning Business/trade Remittances	Borrowing from family/friends Skipping meals Reducing meal size
Kafr Kafrehmul	Daily employment Farm owning Business/trade	Children sent to work/beg
Kafr Jales	Daily employment Farm owning Business/trade	Children sent to work/beg
Kaftin	Farm owning Business/trade Remittances	Children sent to work/beg

NFIs

Community	Most common electricity source	Fuel Prices (SYP)*	NFI Prices (SYP)*
Bhora	B 6800 SYP C 400 SYP D 325 SYP F NA	B 6800 SYP C 375 SYP D 325 SYP F 58000 SYP	B 6700 SYP C 30 SYP D 265 SYP F 45000 SYP
Kafr Jales	B 6800 SYP C 375 SYP D 325 SYP F 58000 SYP	B 8200 SYP C 400 SYP D 325 SYP F 48500 SYP	B 8200 SYP C 400 SYP D 325 SYP F 48500 SYP
Hazano	B 6800 SYP C 375 SYP D 325 SYP F 58000 SYP	B 8200 SYP C 400 SYP D 325 SYP F 48500 SYP	B 8200 SYP C 400 SYP D 325 SYP F 48500 SYP
Kaftin	B 6800 SYP C 375 SYP D 325 SYP F 58000 SYP	B 8200 SYP C 400 SYP D 325 SYP F 48500 SYP	B 8200 SYP C 400 SYP D 325 SYP F 48500 SYP

- Main network
 - Generator
 - No source
 - Solar alternative
 - No information
- Fuel Prices (SYP)*
- B** Butane (cannister)
 - C** Coal (1kg)
 - D** Diesel (1 litre)
 - F** Firewood (tonne)
- NFI Prices (SYP)*
- Cement (50kg)
 - Floor mat (3*4m)
 - Plastic tarpaulin (1m²)
 - Tent (5 persons)
- NA: not available for purchase

Community	Most common strategies used to cope with a lack of fuel
Bhora	No lack of fuel
Hazano	No lack of fuel
Kafr Jales	No lack of fuel
Kafr Kafrehmul	No lack of fuel
Kaftin	No lack of fuel

WASH

- Most common water source**
- Status of water source**
- Water is safe to drink
 - Water tastes/smells bad
 - People sick after drinking
 - No information
- Sufficiency of available water to meet household needs**
- Sufficient
 - Insufficient
 - No information
- Most common method of garbage disposal**

Bhora

- Closed well
- Private paid collection

Hazano

- Water trucking
- Public free collection

Kafr Kafrehmul

- Water trucking
- Private paid collection

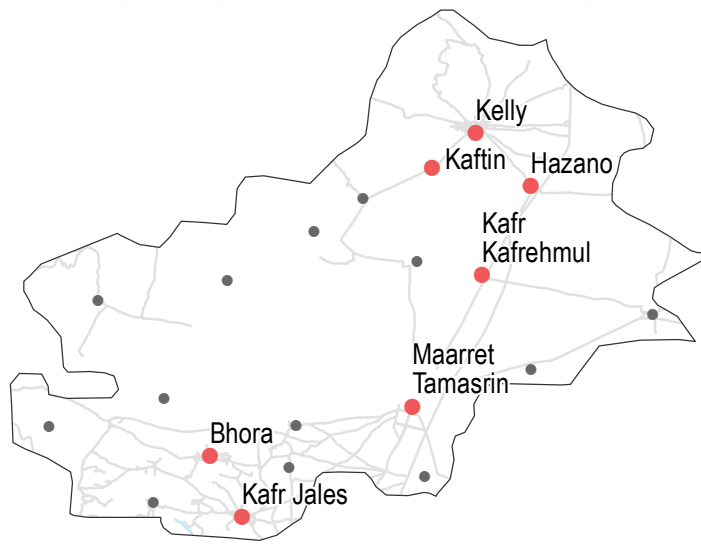
Kafr Jales

- Water trucking
- Private paid collection

Kaftin

- Closed well
- Private paid collection

• 7/19 communities assessed (2 communities are shown on the next factsheet): Bhora, Hazano, Kafr Kafrehmul, Kafr Jales, Kaftin



Education

- Status of primary schools in village**
- Functioning
 - Not functioning
 - Not available
 - No information
- Barriers to accessing education services**

Kafr Kafrehmul

Most children accessed education

Kafr Jales

Most children accessed education

Kaftin

Most children accessed education

Bhora

Most children accessed education

Hazano

Most children accessed education

Health

Most common health problems

Most common barriers to accessing healthcare

Bhora

Pregnancy related diseases
 Acute respiratory infections
 Severe diseases affecting those aged less than 5

No facilities in the area

Hazano

Pregnancy related diseases
 Maternal health issues
 Severe diseases affecting those aged less than 5

No difficulties reported

Kafr Kafrehmul

Acute respiratory infections
 Fever
 Severe diseases affecting those aged less than 5

No difficulties reported

Kafr Jales

Diarrhoea
 Pregnancy related diseases
 Acute respiratory infections

No facilities in the area

Kaftin

Disabilities
 Pregnancy related diseases
 Acute respiratory infections

No difficulties reported

Food Security

Bhora

- Shops
- Bread: 140 SYP
- Rice: 400 SYP
- Lentils: 375 SYP
- Sugar: 400 SYP
- Cooking oil: 575 SYP
- No difficulties reported
- Private bakeries unavailable

Hazano

- Private bakeries
- Bread: no info
- Rice: 300 SYP
- Lentils: 350 SYP
- Sugar: 400 SYP
- Cooking oil: 500 SYP
- No difficulties reported
- 0

Kafr Kafrehmul

- Private bakeries
- Bread: 125 SYP
- Rice: 400 SYP
- Lentils: 375 SYP
- Sugar: 400 SYP
- Cooking oil: 550 SYP
- No difficulties reported
- 0

Kafr Jales

- Shops
- Bread: 140 SYP
- Rice: 400 SYP
- Lentils: 375 SYP
- Sugar: 375 SYP
- Cooking oil: 575 SYP
- No difficulties reported
- Private bakeries unavailable

Kaftin

- Shops
- Bread: 125 SYP
- Rice: 400 SYP
- Lentils: 350 SYP
- Sugar: 375 SYP
- Cooking oil: 575 SYP
- No difficulties reported
- 0

Main challenges to obtaining food

- No challenges
- Some foods unavailable
- Local production decreased
- Lack of access to markets
- Some foods expensive
- Lack of resources to buy food
- Lack of access to fuel
- Cooking fuel unavailable
- No information

Bread (public): 1 pack
 Rice: 1kg
 Lentils: 1kg
 Sugar: 1kg
 Cooking oil: 1 litre

Access to bread

- Most common source of bread
- Most common barriers to accessing bread
- Number of days, per month, where bread from private bakeries was unavailable

Maaret Tamsrin 2/2, Idleb Governorate

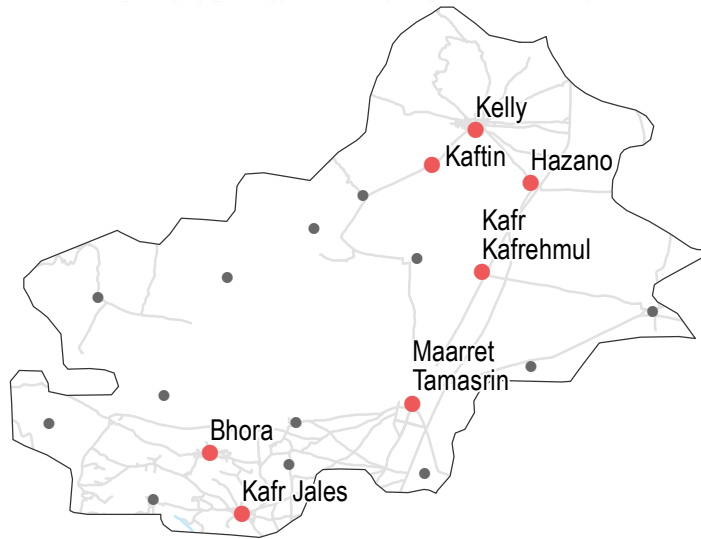
August 2017

Displacement

- % of pre-conflict population remaining
- % of population that are female
- % of female-headed households
- IDPs living in village
- New IDP arrivals
- Returnees

Kelly		
76-100%	51-75%	1-25%
Yes	No	No
Ma'arrat Tamsrin		
51-75%	26-50%	1-25%
Yes	No	Yes

• 7/19 communities assessed (5 communities are shown on the previous factsheet): Kelly, Ma'arrat Tamsrin



NFIs

Kelly	
B 6800 SYP	1700 SYP
C 30 SYP	6500 SYP
D 275 SYP	250 SYP
F 50000 SYP	25000 SYP
Ma'arrat Tamsrin	
B 8000 SYP	3200 SYP
C 375 SYP	2500 SYP
D 325 SYP	1100 SYP
F 49000 SYP	NA

- Most common electricity source
- Main network
 - Generator
 - No source
 - Solar alternative
 - No information
- Fuel Prices (SYP)*
- B** Butane (cannister)
 - C** Coal (1kg)
 - D** Diesel (1 litre)
 - F** Firewood (tonne)
- NFI Prices (SYP)*
- Cement (50kg)
 - Floor mat (3*4m)
 - Plastic tarpaulin (1m²)
 - Tent (5 persons)
- NA: not available for purchase

Shelter

- Most common shelter
- Independent apartment or house
 - Shared apartment or house
 - Unfinished apartment or house
 - Tent
 - Private space not for shelter
 - Cave/natural shelter
 - Collective public space not for shelter
 - No IDPs
 - No information
- Min - Max: rent paid per room (where known)

Kelly	
NDPs	IDPs
10000	12000 SYP
Ma'arrat Tamsrin	
NDPs	IDPs
8500	9500 SYP

Livelihoods

Most common source of income	Most common strategies used to cope with lack of income / resources
Kelly	
Farm owning Business/trade Remittances	Borrowing from family/friends Skipping meals Reducing meal size
Ma'arrat Tamsrin	
Daily employment Farm owning Business/trade	Children sent to work/beg

Kelly
No lack of fuel

Ma'arrat Tamsrin
No lack of fuel

Most common strategies used to cope with a lack of fuel

Maaret Tamsrin 2/2, Idleb Governorate

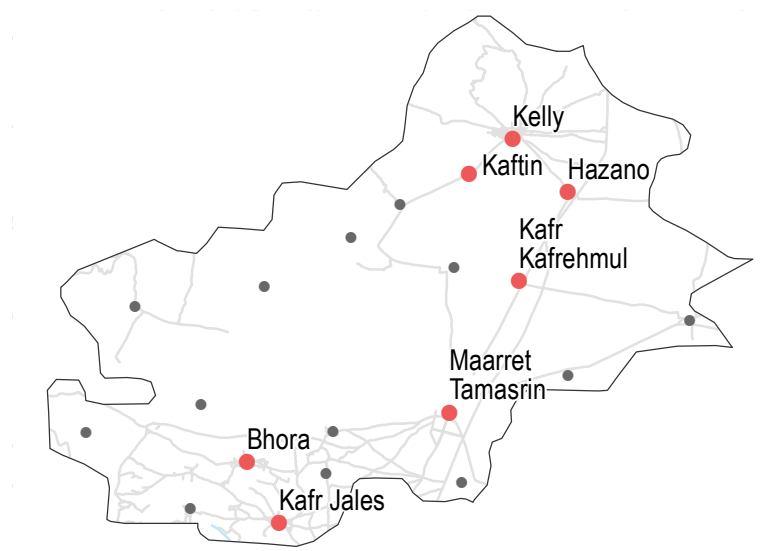
August 2017

WASH

- Most common water source**
- Water is safe to drink
 - Water tastes/smells bad
 - People sick after drinking
 - No information
- Sufficiency of available water to meet household needs**
- Sufficient
 - Insufficient
 - No information
- Most common method of garbage disposal**

- Kelly**
- Water trucking
 - Public free collection
- Ma'arrat Tamsrin**
- Network
 - Private paid collection

• 7/19 communities assessed (5 communities are shown on the previous factsheet): Kelly, Ma'arrat Tamsrin



Food Security

Kelly

- Private bakeries
- Bread: no info
- Rice: 300 SYP
- Lentils: 350 SYP
- Sugar: 400 SYP
- Cooking oil: 500 SYP
- No difficulties reported

Ma'arrat Tamsrin

- Public bakeries
- Bread: 120 SYP
- Rice: 400 SYP
- Lentils: 350 SYP
- Sugar: 400 SYP
- Cooking oil: 600 SYP
- No difficulties reported

Main challenges to obtaining food

- No challenges
 - Some foods unavailable
 - Local production decreased
 - Lack of access to markets
 - Some foods expensive
 - Lack of resources to buy food
 - Lack of access to fuel
 - Cooking fuel unavailable
 - No information
- Bread (public): 1 pack
Rice: 1kg
Lentils: 1kg
Sugar: 1kg
Cooking oil: 1 litre

Access to bread

- Most common source of bread
- Most common barriers to accessing bread
- Number of days, per month, where bread from private bakeries was unavailable

Education

- Status of primary schools in village**
- Functioning
 - Not functioning
 - Not available
 - No information
- Barriers to accessing education services**

Kelly
Most children accessed education

Ma'arrat Tamsrin
Most children accessed education

Health

	Most common health problems	Most common barriers to accessing healthcare
Kelly	Pregnancy related diseases Maternal health issues Severe diseases affecting those aged less than 5	No difficulties reported
Ma'arrat Tamsrin	Disabilities Acute respiratory infections Severe diseases affecting those aged less than 5	No difficulties reported

Ma'arrat An Nu'man 1/3, Idleb Governorate

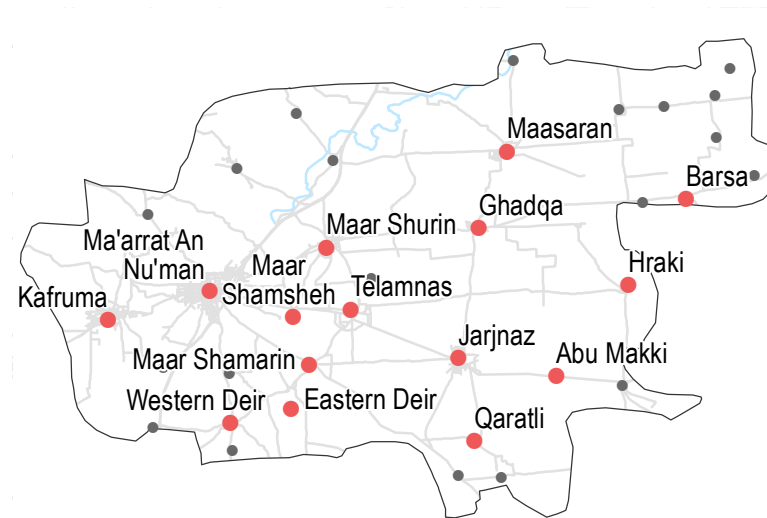
August 2017

Displacement

- % of pre-conflict population remaining
- % of population that are female
- % of female-headed households
- IDPs living in village
- New IDP arrivals
- Returnees

Sub-district	% of pre-conflict population remaining	% of population that are female	% of female-headed households	IDPs living in village	New IDP arrivals	Returnees
Abu Makki	76-100%	1-25%	1-25%	Yes	No	No
Barsa	76-100%	1-25%	1-25%	Yes	No	No
Eastern Deir	76-100%	1-25%	1-25%	Yes	No	No
Ghadqa	76-100%	1-25%	1-25%	Yes	No info	Yes
Hraki	76-100%	1-25%	1-25%	Yes	No	No

• 15/35 communities assessed (10 communities are shown on the next two factsheets): Abu Makki, Barsa, Eastern Deir, Ghadqa, Hraki



NFIs

Sub-district	Butane (cannister)	Coal (1kg)	Diesel (1 litre)	Firewood (tonne)
Abu Makki	B 6500 SYP	C 65 SYP	D 280 SYP	F 65000 SYP
Ghadqa	B 6500 SYP	C 70 SYP	D 280 SYP	F 65000 SYP
Barsa	B 6500 SYP	C 65 SYP	D 275 SYP	F 65000 SYP
Hraki	B 6700 SYP	C 65 SYP	D 280 SYP	F 65000 SYP

- Most common electricity source
- Main network
 - Generator
 - No source
 - Solar alternative
 - No information

- Fuel Prices (SYP)*
- B** Butane (cannister)
 - C** Coal (1kg)
 - D** Diesel (1 litre)
 - F** Firewood (tonne)
- NFI Prices (SYP)*
- Cement (50kg)
 - Floor mat (3*4m)
 - Plastic tarpaulin (1m²)
 - Tent (5 persons)
- NA: not available for purchase

Shelter

- Most common shelter
- Independent apartment or house
 - Shared apartment or house
 - Unfinished apartment or house
 - Tent
 - Private space not for shelter
 - Cave/natural shelter
 - Collective public space not for shelter
 - No IDPs
 - No information
- Min - Max: rent paid per room (where known)

Sub-district	Most common shelter	Min - Max: rent paid per room (where known)
Abu Makki	Independent apartment or house	No info
Barsa	Independent apartment or house	No info
Eastern Deir	Independent apartment or house	2000 - 2500 SYP
Ghadqa	Independent apartment or house	2000 - 2500 SYP
Hraki	Independent apartment or house	1500 - 2000 SYP

Livelihoods

- Most common source of income
- Most common strategies used to cope with lack of income / resources

Sub-district	Most common source of income	Most common strategies used to cope with lack of income / resources
Abu Makki	Daily employment Farm owning Sale of humanitarian aid	Borrowing from family/friends
Barsa	Daily employment Farm owning Sale of humanitarian aid	Borrowing from family/friends
Eastern Deir	Daily employment Farm owning Sale of humanitarian aid	Borrowing from family/friends
Ghadqa	Daily employment Farm owning Sale of humanitarian aid	Borrowing from family/friends
Hraki	Daily employment Business/trade Sale of humanitarian aid	Borrowing from family/friends

Eastern Deir

B 6600 SYP	2000 SYP
C 65 SYP	4000 SYP
D 275 SYP	800 SYP
F 65000 SYP	NA

Abu Makki
No lack of fuel

Barsa
No lack of fuel

Eastern Deir
No lack of fuel

Most common strategies used to cope with a lack of fuel

Ghadqa
No lack of fuel

Hraki
No lack of fuel

Ma'arrat An Nu'man 1/3, Idleb Governorate

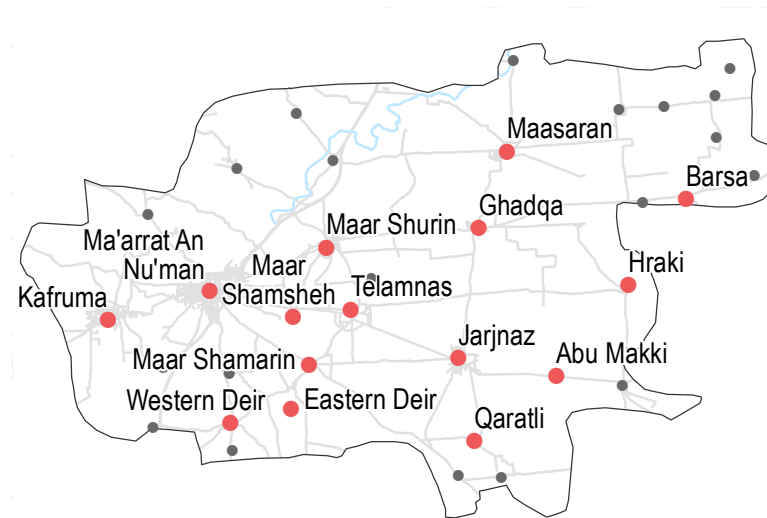
August 2017

WASH

- Most common water source
- Status of water source
 - Water is safe to drink
 - Water tastes/smells bad
 - People sick after drinking
 - No information
- Sufficiency of available water to meet household needs
 - Sufficient
 - Insufficient
 - No information
- Most common method of garbage disposal

- Abu Makki**
 - Water trucking
 - Public free collection
- Barsa**
 - Water trucking
 - Public free collection
- Eastern Deir**
 - Water trucking
 - Public free collection
- Ghadqa**
 - Water trucking
 - Public free collection
- Hraki**
 - Water trucking
 - Public free collection

• 15/35 communities assessed (10 communities are shown on the next two factsheets): Abu Makki, Barsa, Eastern Deir, Ghadqa, Hraki



Education

- Status of primary schools in village
 - Functioning
 - Not functioning
 - Not available
 - No information
- Barriers to accessing education services
- Abu Makki**
 - Most children accessed education
- Barsa**
 - Most children accessed education

- Eastern Deir**
 - Most children accessed education
- Ghadqa**
 - Most children accessed education
- Hraki**
 - Most children accessed education

Health

- Most common health problems
- Most common barriers to accessing healthcare

Community	Most common health problems	Most common barriers to accessing healthcare
Abu Makki	Chronic diseases Severe diseases affecting those aged less than 5	No difficulties reported
Barsa	Chronic diseases Severe diseases affecting those aged less than 5	No difficulties reported
Eastern Deir	Chronic diseases Pregnancy related diseases Severe diseases affecting those aged less than 5	No difficulties reported
Ghadqa	Chronic diseases Pregnancy related diseases Severe diseases affecting those aged less than 5	No difficulties reported
Hraki	Pregnancy related diseases Severe diseases affecting those aged less than 5	No difficulties reported

Food Security

- Abu Makki**
 - Shops
 - Bread: 125 SYP
 - Rice: 500 SYP
 - Lentils: 350 SYP
 - Sugar: 450 SYP
 - Cooking oil: 600 SYP
 - No difficulties reported
- Barsa**
 - Shops
 - Bread: 100 SYP
 - Rice: 475 SYP
 - Lentils: 350 SYP
 - Sugar: 460 SYP
 - Cooking oil: 600 SYP
 - No difficulties reported
- Eastern Deir**
 - Shops
 - Bread: 125 SYP
 - Rice: 500 SYP
 - Lentils: 375 SYP
 - Sugar: 465 SYP
 - Cooking oil: 650 SYP
 - No difficulties reported
- Ghadqa**
 - Shops
 - Bread: 100 SYP
 - Rice: 500 SYP
 - Lentils: 350 SYP
 - Sugar: 470 SYP
 - Cooking oil: 600 SYP
 - No difficulties reported
- Hraki**
 - Shops
 - Bread: 100 SYP
 - Rice: 475 SYP
 - Lentils: 360 SYP
 - Sugar: 475 SYP
 - Cooking oil: 650 SYP
 - No difficulties reported

- Main challenges to obtaining food
 - No challenges
 - Some foods unavailable
 - Local production decreased
 - Lack of access to markets
 - Some foods expensive
 - Lack of resources to buy food
 - Lack of access to fuel
 - Cooking fuel unavailable
 - No information
- Bread (public): 1 pack
- Rice: 1kg
- Lentils: 1kg
- Sugar: 1kg
- Cooking oil: 1 litre
- Access to bread
 - Most common source of bread
 - Most common barriers to accessing bread
 - Number of days, per month, where bread from private bakeries was unavailable

Ma'arrat An Nu'man 2/3, Idleb Governorate

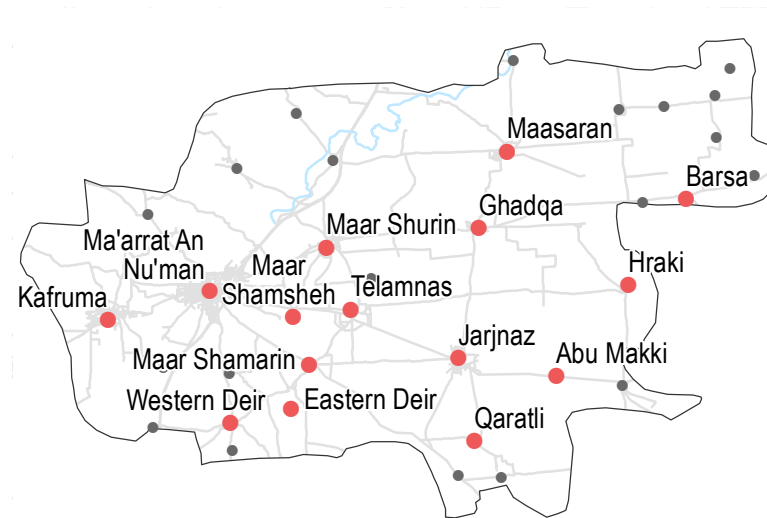
August 2017

Displacement

- % of pre-conflict population remaining
- % of population that are female
- % of female-headed households
- IDPs living in village
- New IDP arrivals
- Returnees

Community	% of pre-conflict population remaining	% of population that are female	% of female-headed households	IDPs living in village	New IDP arrivals	Returnees
Jarjnaz	76-100%	1-25%	1-25%	Yes	No	No
Kafruma	76-100%	1-25%	1-25%	Yes	No	No info
Maar Shamarin	76-100%	1-25%	1-25%	Yes	No	No
Maar Shamsheh	76-100%	1-25%	1-25%	Yes	No	No
Maar Shurin	76-100%	1-25%	1-25%	Yes	Yes	No

• 15/35 communities assessed (5 communities are shown on the previous factsheet, 5 communities are shown on the next factsheet): Jarjnaz, Kafruma, Maar Shamarin, Maar Shamsheh, Maar Shurin



Shelter

- Independent apartment or house
- Shared apartment or house
- Unfinished apartment or house
- Tent
- Private space not for shelter
- Cave/natural shelter
- Collective public space not for shelter
- No IDPs
- No information
- Min - Max: rent paid per room (where known)

Community	Most common shelter	NDPs	IDPs
Jarjnaz	Independent apartment or house	1500	2000 SYP
Maar Shamsheh	No info		
Kafruma	Independent apartment or house	2000	2500 SYP
Maar Shurin	Independent apartment or house	2000	2500 SYP
Maar Shamarin	No IDPs		

Livelihoods

- Most common source of income
- Most common strategies used to cope with lack of income / resources

Community	Most common source of income	Most common strategies used to cope with lack of income / resources
Jarjnaz	Daily employment Farm owning Sale of humanitarian aid	Borrowing from family/friends
Kafruma	Daily employment Farm owning Sale of humanitarian aid	Borrowing from family/friends
Maar Shamarin	Daily employment Farm owning Sale of humanitarian aid	Borrowing from family/friends
Maar Shamsheh	Daily employment Farm owning Sale of humanitarian aid	Borrowing from family/friends
Maar Shurin	Daily employment Farm owning Sale of humanitarian aid	Borrowing from family/friends

NFIs

Community	Butane (cannister)	Coal (1kg)	Diesel (1 litre)	Firewood (tonne)	Cement (50kg)	Floor mat (3*4m)	Plastic tarpaulin (1m ²)	Tent (5 persons)
Jarjnaz	B 6800 SYP	C 70 SYP	D 280 SYP	F 60000 SYP	NA	NA	NA	NA
Maar Shamsheh	B 6600 SYP	C 70 SYP	D 275 SYP	F 60000 SYP	NA	NA	NA	NA
Kafruma	B 6700 SYP	C 65 SYP	D 275 SYP	F 63000 SYP	NA	NA	NA	NA
Maar Shurin	B 6800 SYP	C 60 SYP	D 275 SYP	F 65000 SYP	NA	NA	NA	NA
Maar Shamarin	B 6600 SYP	C 65 SYP	D 275 SYP	F 60000 SYP	NA	NA	NA	NA

- Most common electricity source
- Main network
- Generator
- No source
- Solar alternative
- No information
- Fuel Prices (SYP)*
- B** Butane (cannister)
- C** Coal (1kg)
- D** Diesel (1 litre)
- F** Firewood (tonne)
- NFI Prices (SYP)*
- Cement (50kg)
- Floor mat (3*4m)
- Plastic tarpaulin (1m²)
- Tent (5 persons)
- NA: not available for purchase

Community	Most common strategies used to cope with a lack of fuel
Jarjnaz	No lack of fuel
Kafruma	No lack of fuel
Maar Shamsheh	No lack of fuel
Maar Shamarin	No lack of fuel
Maar Shurin	No lack of fuel

Ma'arrat An Nu'man 2/3, Idleb Governorate

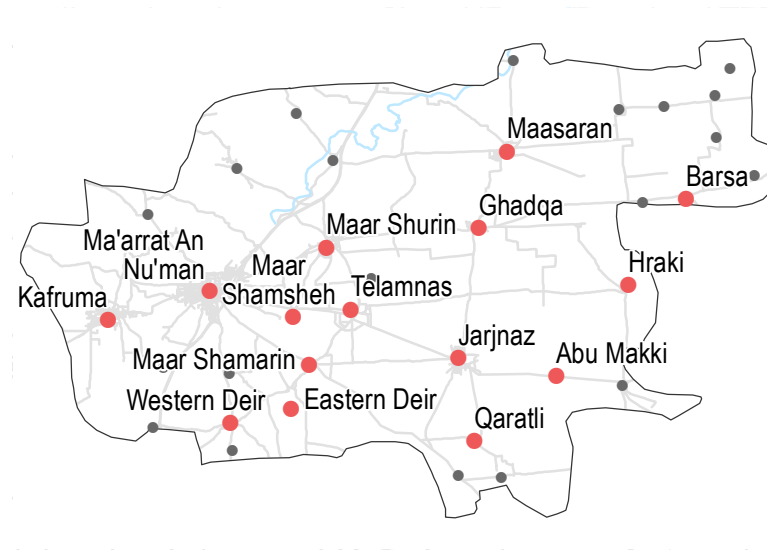
August 2017

WASH

- Most common water source**
- Status of water source**
- Water is safe to drink
 - Water tastes/smells bad
 - People sick after drinking
 - No information
- Sufficiency of available water to meet household needs**
- Sufficient
 - Insufficient
 - No information
- Most common method of garbage disposal**

- Jarjnaz**
- Water trucking
 - Public free collection
- Kafruma**
- Water trucking
 - Public free collection
- Maar Shamarin**
- Water trucking
 - Public free collection
- Maar Shamsheh**
- Water trucking
 - Public free collection
- Maar Shurin**
- Water trucking
 - Public free collection

• 15/35 communities assessed (5 communities are shown on the previous factsheet, 5 communities are shown on the next factsheet): Jarjnaz, Kafruma, Maar Shamarin, Maar Shamsheh, Maar Shurin



Education

- Status of primary schools in village**
- Functioning
 - Not functioning
 - Not available
 - No information
- Barriers to accessing education services**
- Most children accessed education
- Jarjnaz**
- Most children accessed education
- Kafruma**
- Most children accessed education

- Maar Shamarin**
- Most children accessed education
- Maar Shamsheh**
- Most children accessed education
- Maar Shurin**
- Most children accessed education

Health

	Most common health problems	Most common barriers to accessing healthcare
Jarjnaz	Chronic diseases Pregnancy related diseases Severe diseases affecting those aged less than 5	No difficulties reported
Kafruma	Chronic diseases Severe diseases affecting those aged less than 5	No difficulties reported
Maar Shamarin	Chronic diseases Pregnancy related diseases Severe diseases affecting those aged less than 5	No difficulties reported
Maar Shamsheh	Chronic diseases Severe diseases affecting those aged less than 5	No difficulties reported
Maar Shurin	Pregnancy related diseases Severe diseases affecting those aged less than 5	No difficulties reported

Food Security

- Jarjnaz**
- Bread: 125 SYP
 - Rice: 550 SYP
 - Lentils: 350 SYP
 - Sugar: 460 SYP
 - Cooking oil: 600 SYP
 - Shops
 - No difficulties reported
- Kafruma**
- Bread: 125 SYP
 - Rice: 500 SYP
 - Lentils: 375 SYP
 - Sugar: 450 SYP
 - Cooking oil: 625 SYP
 - Shops
 - No difficulties reported
- Maar Shamarin**
- Bread: 125 SYP
 - Rice: 475 SYP
 - Lentils: 350 SYP
 - Sugar: 460 SYP
 - Cooking oil: 650 SYP
 - Shops
 - No difficulties reported
- Maar Shamsheh**
- Bread: 125 SYP
 - Rice: 475 SYP
 - Lentils: 350 SYP
 - Sugar: 475 SYP
 - Cooking oil: 650 SYP
 - Shops
 - No difficulties reported
- Maar Shurin**
- Bread: 125 SYP
 - Rice: 475 SYP
 - Lentils: 350 SYP
 - Sugar: 465 SYP
 - Cooking oil: 600 SYP
 - Shops
 - No difficulties reported

- Main challenges to obtaining food**
- No challenges
 - Some foods unavailable
 - Local production decreased
 - Lack of access to markets
 - Some foods expensive
 - Lack of resources to buy food
 - Lack of access to fuel
 - Cooking fuel unavailable
 - No information
- Bread (public): 1 pack
Rice: 1kg
Lentils: 1kg
Sugar: 1kg
Cooking oil: 1 litre
- Access to bread**
- Most common source of bread
 - Most common barriers to accessing bread
 - Number of days, per month, where bread from private bakeries was unavailable

Ma'arrat An Nu'man 3/3, Idleb Governorate

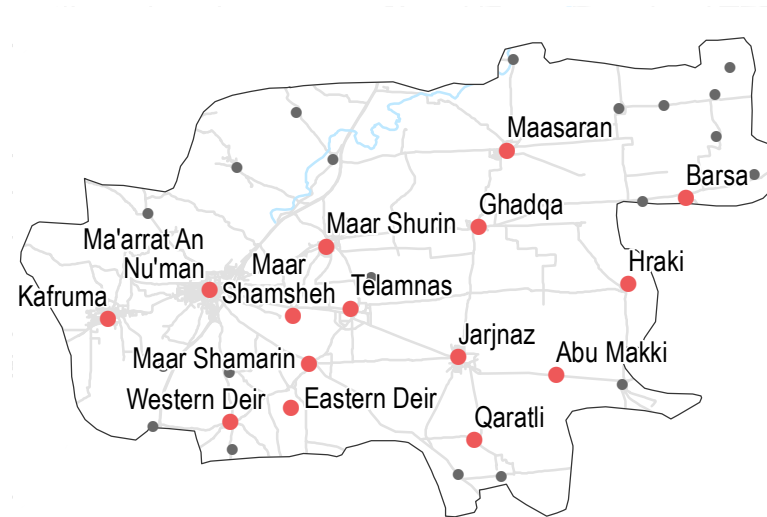
August 2017

Displacement

- % of pre-conflict population remaining
- % of population that are female
- % of female-headed households
- IDPs living in village
- New IDP arrivals
- Returnees

Sub-district	% of pre-conflict population remaining	% of population that are female	% of female-headed households	IDPs living in village	New IDP arrivals	Returnees
Ma'arrat An Nu'man	76-100%	1-25%	1-25%	Yes	No	No info
Maasaran	76-100%	1-25%	1-25%	Yes	No	No
Qaratli	76-100%	1-25%	1-25%	Yes	No	No
Telamnas	76-100%	1-25%	1-25%	Yes	No	No
Western Deir	76-100%	1-25%	1-25%	Yes	No	No info

• 15/35 communities assessed (10 communities are shown on the previous two factsheets): Ma'arrat An Nu'man, Maasaran, Qaratli, Telamnas, Western Deir



Shelter

- Independent apartment or house
- Shared apartment or house
- Unfinished apartment or house
- Tent
- Private space not for shelter
- Cave/natural shelter
- Collective public space not for shelter
- No IDPs
- No information
- Min - Max: rent paid per room (where known)

Sub-district	Most common shelter	NDPs	IDPs
Ma'arrat An Nu'man	Independent apartment or house	1500 - 2000 SYP	1500 - 2000 SYP
Maasaran	Independent apartment or house	2000 - 2500 SYP	2000 - 2500 SYP
Qaratli	No IDPs	No info	No info
Telamnas	Independent apartment or house	1500 - 2000 SYP	1500 - 2000 SYP
Western Deir	Independent apartment or house	1500 - 2000 SYP	1500 - 2000 SYP

Livelihoods

Sub-district	Most common source of income	Most common strategies used to cope with lack of income / resources
Ma'arrat An Nu'man	Daily employment Business/trade Sale of humanitarian aid	Borrowing from family/friends
Maasaran	Daily employment Farm owning Sale of humanitarian aid	Borrowing from family/friends
Qaratli	Daily employment Farm owning Sale of humanitarian aid	Borrowing from family/friends
Telamnas	Daily employment Farm owning Sale of humanitarian aid	Borrowing from family/friends
Western Deir	Daily employment Farm owning Sale of humanitarian aid	Borrowing from family/friends

NFIs

Sub-district	Lightbulb icon	Lightbulb icon	Lightbulb icon	Lightbulb icon
Ma'arrat An Nu'man	B 6800 SYP	1800 SYP	C 70 SYP	D 275 SYP
Maasaran	B 6500 SYP	2200 SYP	C 70 SYP	D 280 SYP
Qaratli	B 6500 SYP	1900 SYP	C 65 SYP	D 280 SYP
Telamnas	B 6700 SYP	1800 SYP	C 70 SYP	D 275 SYP
Western Deir	B 6600 SYP	2000 SYP	C 65 SYP	D 275 SYP

- Most common electricity source
- Main network
 - Generator
 - No source
 - Solar alternative
 - No information
- Fuel Prices (SYP)*
- B** Butane (cannister)
 - C** Coal (1kg)
 - D** Diesel (1 litre)
 - F** Firewood (tonne)
- NFI Prices (SYP)*
- Cement (50kg)
 - Floor mat (3*4m)
 - Plastic tarpaulin (1m²)
 - Tent (5 persons)
- NA: not available for purchase

Sub-district	Flame icon	Flame icon	Flame icon	Flame icon
Ma'arrat An Nu'man	No lack of fuel			
Maasaran	No lack of fuel			
Qaratli	No lack of fuel			
Telamnas	No lack of fuel			
Western Deir	No lack of fuel			

Ma'arrat An Nu'man 3/3, Idleb Governorate

August 2017

WASH

- Most common water source
- Status of water source
 - Water is safe to drink
 - Water tastes/smells bad
 - People sick after drinking
 - No information
- Sufficiency of available water to meet household needs
 - Sufficient
 - Insufficient
 - No information
- Most common method of garbage disposal

Ma'arrat An Nu'man

- Water trucking
- Public free collection

Maasaran

- Water trucking
- Public free collection

Qaratli

- Water trucking
- Public free collection

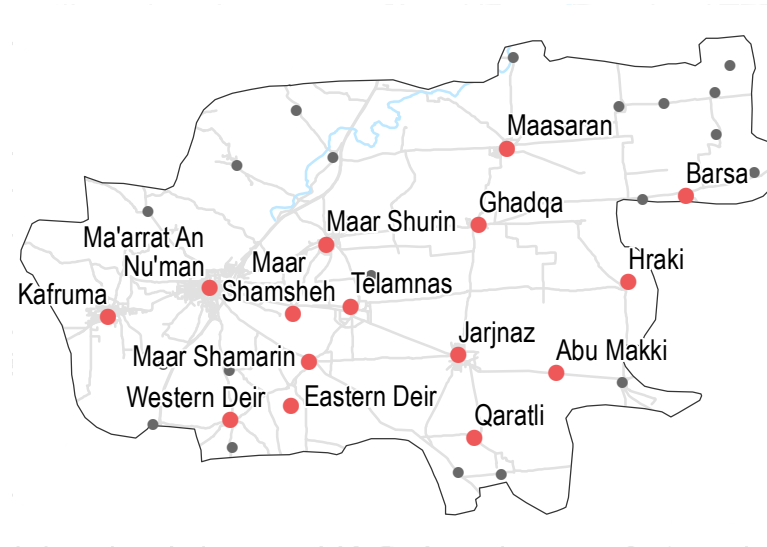
Telamnas

- Water trucking
- Public free collection

Western Deir

- Water trucking
- Public free collection

• 15/35 communities assessed (10 communities are shown on the previous two factsheets): Ma'arrat An Nu'man, Maasaran, Qaratli, Telamnas, Western Deir



Education

- Status of primary schools in village
 - Functioning
 - Not functioning
 - Not available
 - No information
- Barriers to accessing education services
- Ma'arrat An Nu'man: Most children accessed education
- Telamnas: Most children accessed education
- Western Deir: Most children accessed education
- Maasaran: Most children accessed education

Qaratli

Most children accessed education

Telamnas

Most children accessed education

Western Deir

Most children accessed education

Maasaran

Most children accessed education

Health



Most common health problems



Most common barriers to accessing healthcare

Ma'arrat An Nu'man

Chronic diseases
Pregnancy related diseases
Severe diseases affecting those aged less than 5

No difficulties reported

Maasaran

Chronic diseases
Pregnancy related diseases
Severe diseases affecting those aged less than 5

No difficulties reported

Qaratli

Chronic diseases
Pregnancy related diseases

No difficulties reported

Telamnas

Chronic diseases
Pregnancy related diseases
Severe diseases affecting those aged less than 5

No difficulties reported

Western Deir

Chronic diseases
Pregnancy related diseases
Severe diseases affecting those aged less than 5

No difficulties reported

Food Security

Ma'arrat An Nu'man

- Shops
- Bread: 100 SYP
- Rice: 500 SYP
- Lentils: 375 SYP
- Sugar: 475 SYP
- Cooking oil: 600 SYP
- No difficulties reported

Maasaran

- Shops
- Bread: 100 SYP
- Rice: 500 SYP
- Lentils: 340 SYP
- Sugar: 460 SYP
- Cooking oil: 650 SYP
- No difficulties reported

Qaratli

- Shops
- Bread: 125 SYP
- Rice: 500 SYP
- Lentils: 350 SYP
- Sugar: 460 SYP
- Cooking oil: 600 SYP
- No difficulties reported

Telamnas

- Shops
- Bread: 125 SYP
- Rice: 500 SYP
- Lentils: 375 SYP
- Sugar: 475 SYP
- Cooking oil: 650 SYP
- No difficulties reported

Western Deir

- Shops
- Bread: 125 SYP
- Rice: 500 SYP
- Lentils: 350 SYP
- Sugar: 450 SYP
- Cooking oil: 600 SYP
- No difficulties reported

Main challenges to obtaining food

- No challenges
- Some foods unavailable
- Local production decreased
- Lack of access to markets
- Some foods expensive
- Lack of resources to buy food
- Lack of access to fuel
- Cooking fuel unavailable
- No information

Bread (public): 1 pack
Rice: 1kg
Lentils: 1kg
Sugar: 1kg
Cooking oil: 1 litre

Access to bread

- Most common source of bread
- Most common barriers to accessing bread
- Number of days, per month, where bread from private bakeries was unavailable

Qourqeena, Idleb Governorate

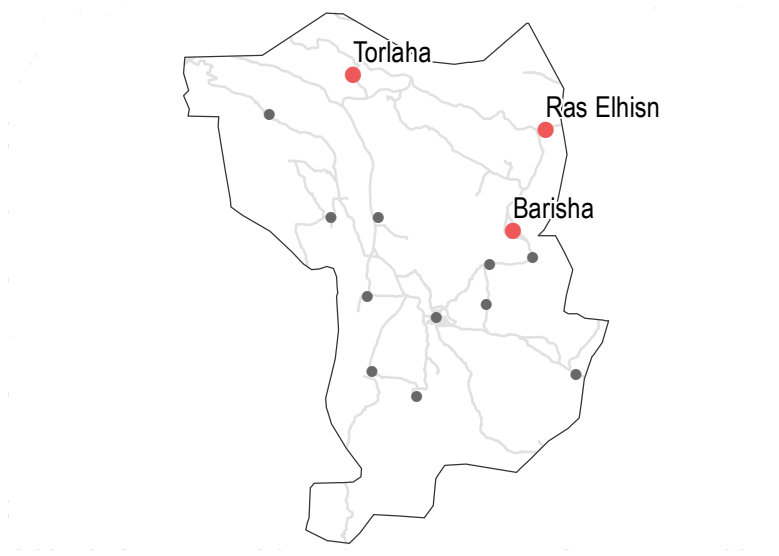
August 2017

Displacement

- % of pre-conflict population remaining
- % of population that are female
- % of female-headed households
- IDPs living in village
- New IDP arrivals
- Returnees

Barisha		Ras Elhisn		Torlaha	
76-100%	51-75%	76-100%	51-75%	76-100%	51-75%
Yes	No	Yes	No	Yes	No
1-25%	1-25%	1-25%	1-25%	1-25%	1-25%
No	No	No	No	No	No

• 3/14 communities assessed : Barisha, Ras Elhisn, Torlaha



Shelter

- Independent apartment or house
- Shared apartment or house
- Unfinished apartment or house
- Tent
- Private space not for shelter
- Cave/natural shelter
- Collective public space not for shelter
- No IDPs
- No information
- Min - Max: rent paid per room (where known)

Barisha		Ras Elhisn		Torlaha	
NDPs	IDPs	NDPs	IDPs	NDPs	IDPs
7000 - 10000 SYP		7000 - 10000 SYP		3000 - 7500 SYP	

Livelihoods

Most common source of income

Most common strategies used to cope with lack of income / resources

Community	Most common source of income	Most common strategies used to cope with lack of income / resources
Barisha	Farm owning Business/trade Remittances	Borrowing from family/friends Skipping meals Reducing meal size
Ras Elhisn	Farm owning Business/trade Remittances	Borrowing from family/friends Skipping meals Reducing meal size
Torlaha	Farm owning Business/trade Support from family/friends	Borrowing from family/friends Skipping meals Reducing meal size

NFIs

Barisha

B 6800 SYP	1700 SYP
C 30 SYP	6000 SYP
D 275 SYP	250 SYP
F 45000 SYP	25000 SYP

Ras Elhisn

B 6800 SYP	1700 SYP
C 30 SYP	6500 SYP
D 275 SYP	250 SYP
F 45000 SYP	25000 SYP

Torlaha

B 7000 SYP	1750 SYP
C 30 SYP	6500 SYP
D 300 SYP	250 SYP
F 45000 SYP	25000 SYP

Barisha

No lack of fuel

Ras Elhisn

No lack of fuel

Torlaha

No lack of fuel

Most common electricity source

- Main network
- Generator
- No source
- Solar alternative
- No information

Fuel Prices (SYP)*

- B** Butane (cannister)
- C** Coal (1kg)
- D** Diesel (1 litre)
- F** Firewood (tonne)

NFI Prices (SYP)*

- Cement (50kg)
- Floor mat (3*4m)
- Plastic tarpaulin (1m²)
- Tent (5 persons)

NA: not available for purchase

Most common strategies used to cope with a lack of fuel

Qourqeena, Idleb Governorate

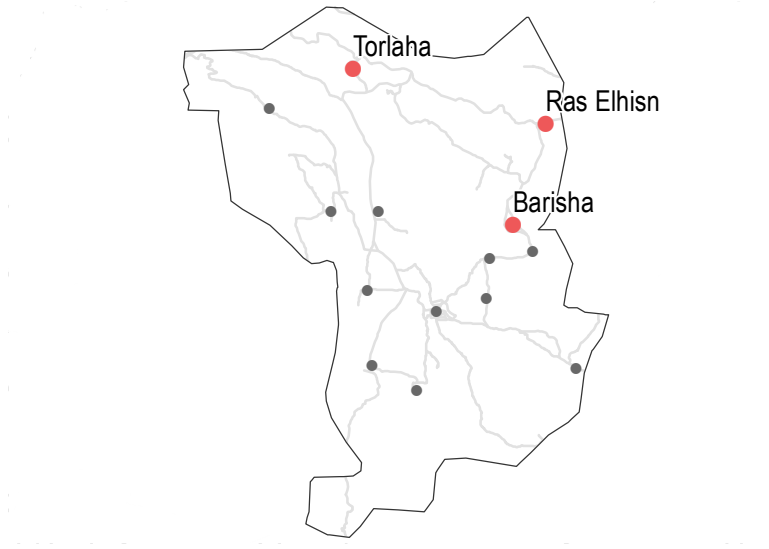
August 2017

WASH

- Most common water source**
- Status of water source**
- Water is safe to drink
 - Water tastes/smells bad
 - People sick after drinking
 - No information
- Sufficiency of available water to meet household needs**
- Sufficient
 - Insufficient
 - No information
- Most common method of garbage disposal**

- Barisha**
- Water trucking
 - Public free collection
- Ras Elhishn**
- Water trucking
 - Public free collection
- Torlaha**
- Water trucking
 - Public free collection

• 3/14 communities assessed : Barisha, Ras Elhishn, Torlaha



Food Security

Barisha

- Private bakeries
 - No difficulties reported
 - 0
- Bread: no info
Rice: 300 SYP
Lentils: 350 SYP
Sugar: 400 SYP
Cooking oil: 500 SYP

Ras Elhishn

- Private bakeries
 - No difficulties reported
 - 0
- Bread: no info
Rice: 250 SYP
Lentils: 350 SYP
Sugar: 400 SYP
Cooking oil: 500 SYP

Torlaha

- Shops
 - No difficulties reported
 - Private bakeries unavailable
- Bread: no info
Rice: 300 SYP
Lentils: 350 SYP
Sugar: 400 SYP
Cooking oil: 500 SYP

Main challenges to obtaining food

- No challenges
- Some foods unavailable
- Local production decreased
- Lack of access to markets
- Some foods expensive
- Lack of resources to buy food
- Lack of access to fuel
- Cooking fuel unavailable
- No information

Bread (public): 1 pack
Rice: 1kg
Lentils: 1 kg
Sugar: 1kg
Cooking oil: 1 litre

Access to bread

- Most common source of bread
- Most common barriers to accessing bread
- Number of days, per month, where bread from private bakeries was unavailable

Education

- Status of primary schools in village**
- Functioning
 - Not functioning
 - Not available
 - No information
- Barriers to accessing education services**

Torlaha
Most children accessed education

Barisha
Most children accessed education

Ras Elhishn
Most children accessed education

Health

- Most common health problems
- Most common barriers to accessing healthcare

Barisha

Pregnancy related diseases
Maternal health issues
Severe diseases affecting those aged less than 5

No difficulties reported

Ras Elhishn

Pregnancy related diseases
Maternal health issues
Severe diseases affecting those aged less than 5

No difficulties reported

Torlaha

Pregnancy related diseases
Maternal health issues
Severe diseases affecting those aged less than 5

No facilities in the area

Salqin, Idleb Governorate

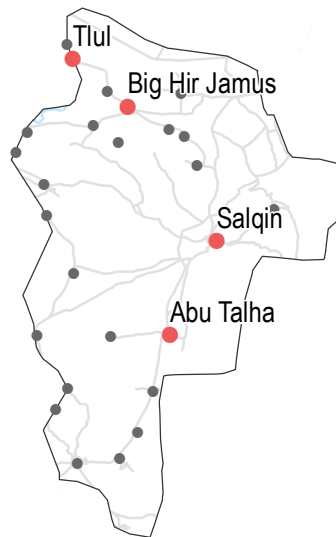
August 2017

Displacement

- % of pre-conflict population remaining
- % of population that are female
- % of female-headed households
- IDPs living in village
- New IDP arrivals
- Returnees

Community	% of pre-conflict population remaining	% of population that are female	% of female-headed households	IDPs living in village	New IDP arrivals	Returnees
Abu Talha	76-100%	26-50%	1-25%	Yes	No	No
Big Hir Jamus	76-100%	26-50%	1-25%	Yes	No	No
Salqin	76-100%	26-50%	1-25%	Yes	No	No
Tlul	76-100%	26-50%	1-25%	Yes	No	No

• 4/26 communities assessed : Abu Talha, Big Hir Jamus, Salqin, Tlul



Shelter

- Independent apartment or house
- Shared apartment or house
- Unfinished apartment or house
- Tent
- Private space not for shelter
- Cave/natural shelter
- Collective public space not for shelter
- No IDPs
- No information
- Min - Max: rent paid per room (where known)

Community	Most common shelter	Min - Max: rent paid per room (where known)
Abu Talha	NDPs: IDPs:	2000 - 3000 SYP
Big Hir Jamus	NDPs: IDPs:	2000 - 3000 SYP
Salqin	No IDPs	3000 - 4000 SYP
Tlul	NDPs: IDPs:	2000 - 3000 SYP

Livelihoods

- Most common source of income
- Most common strategies used to cope with lack of income / resources

Community	Most common source of income	Most common strategies used to cope with lack of income / resources
Abu Talha	Stable employment	Children sent to work/beg Taking loans/buying on credit
Big Hir Jamus	Daily employment Farm owning Business/trade	Children sent to work/beg Taking loans/buying on credit
Salqin	Daily employment Farm owning Business/trade	Children sent to work/beg Taking loans/buying on credit
Tlul	Daily employment Farm owning Business/trade	Children sent to work/beg Taking loans/buying on credit

NFIs

Community	Most common electricity source	Fuel Prices (SYP)*	NFI Prices (SYP)*
Abu Talha	B 8000 SYP NA C 350 SYP 2500 SYP D 275 SYP 400 SYP F 55000 SYP NA	B Butane (cannister) C Coal (1kg) D Diesel (1 litre) F Firewood (tonne)	B 8000 SYP NA C 350 SYP 2500 SYP D 280 SYP 400 SYP F 50000 SYP NA
Big Hir Jamus	B 7500 SYP NA C 350 SYP 2500 SYP D 270 SYP 400 SYP F 60000 SYP NA	B Butane (cannister) C Coal (1kg) D Diesel (1 litre) F Firewood (tonne)	B 8000 SYP NA C 350 SYP 2500 SYP D 300 SYP 400 SYP F 45000 SYP NA
Salqin	B 8000 SYP NA C 350 SYP 2500 SYP D 300 SYP 400 SYP F 45000 SYP NA	B Butane (cannister) C Coal (1kg) D Diesel (1 litre) F Firewood (tonne)	B 8000 SYP NA C 350 SYP 2500 SYP D 300 SYP 400 SYP F 45000 SYP NA
Tlul	B 7500 SYP NA C 350 SYP 2500 SYP D 270 SYP 400 SYP F 60000 SYP NA	B Butane (cannister) C Coal (1kg) D Diesel (1 litre) F Firewood (tonne)	B 8000 SYP NA C 350 SYP 2500 SYP D 300 SYP 400 SYP F 45000 SYP NA

- Most common electricity source
- Main network
- Generator
- No source
- Solar alternative
- No information
- Fuel Prices (SYP)*
- B Butane (cannister)
- C Coal (1kg)
- D Diesel (1 litre)
- F Firewood (tonne)
- NFI Prices (SYP)*
- Cement (50kg)
- Floor mat (3*4m)
- Plastic tarpaulin (1m²)
- Tent (5 persons)
- NA: not available for purchase

Most common strategies used to cope with a lack of fuel

Salqin, Idleb Governorate

August 2017

WASH

- Most common water source**
- Status of water source**
- Water is safe to drink
 - Water tastes/smells bad
 - People sick after drinking
 - No information
- Sufficiency of available water to meet household needs**
- Sufficient
 - Insufficient
 - No information
- Most common method of garbage disposal**

Abu Talha

- Network
- Private paid collection

Big Hir Jamus

- Network
- Private paid collection

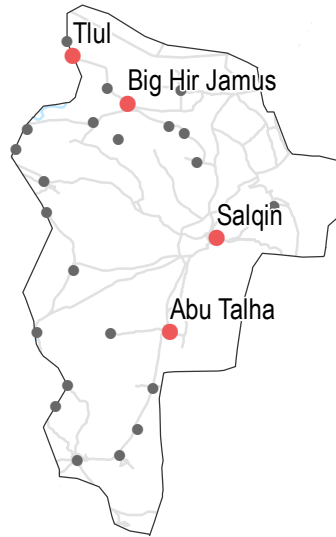
Salqin

- Network
- Disposed at designated site

Tlul

- Network
- Disposed at designated site

• 4/26 communities assessed : Abu Talha, Big Hir Jamus, Salqin, Tlul



Education

- Status of primary schools in village**
- Functioning
 - Not functioning
 - Not available
 - No information
- Barriers to accessing education services**

Salqin

Most children accessed education

Tlul

Most children accessed education

Abu Talha

Most children accessed education

Big Hir Jamus

Most children accessed education

Health

Most common health problems

Most common barriers to accessing healthcare

Abu Talha

Acute respiratory infections
Severe diseases affecting those aged less than 5

No difficulties reported

Big Hir Jamus

Injuries
Acute respiratory infections
Severe diseases affecting those aged less than 5

No difficulties reported

Salqin

Maternal health issues
Acute respiratory infections
Severe diseases affecting those aged less than 5

No difficulties reported

Tlul

Pregnancy related diseases
Injuries
Severe diseases affecting those aged less than 5

No difficulties reported

Food Security

Abu Talha

- Public bakeries
- No difficulties reported
- Bread: 125 SYP
- Rice: 500 SYP
- Lentils: 500 SYP
- Sugar: 500 SYP
- Cooking oil: 800 SYP

Big Hir Jamus

- Public bakeries
- No difficulties reported
- Bread: 125 SYP
- Rice: 500 SYP
- Lentils: 500 SYP
- Sugar: 500 SYP
- Cooking oil: 800 SYP

Salqin

- Public bakeries
- No difficulties reported
- Bread: 125 SYP
- Rice: 500 SYP
- Lentils: 500 SYP
- Sugar: 500 SYP
- Cooking oil: 800 SYP

Tlul

- Public bakeries
- No difficulties reported
- Bread: 125 SYP
- Rice: 500 SYP
- Lentils: 500 SYP
- Sugar: 500 SYP
- Cooking oil: 800 SYP

Main challenges to obtaining food

- No challenges
- Some foods unavailable
- Local production decreased
- Lack of access to markets
- Some foods expensive
- Lack of resources to buy food
- Lack of access to fuel
- Cooking fuel unavailable
- No information

Bread (public): 1 pack
Rice: 1kg
Lentils: 1kg
Sugar: 1kg
Cooking oil: 1 litre

Access to bread

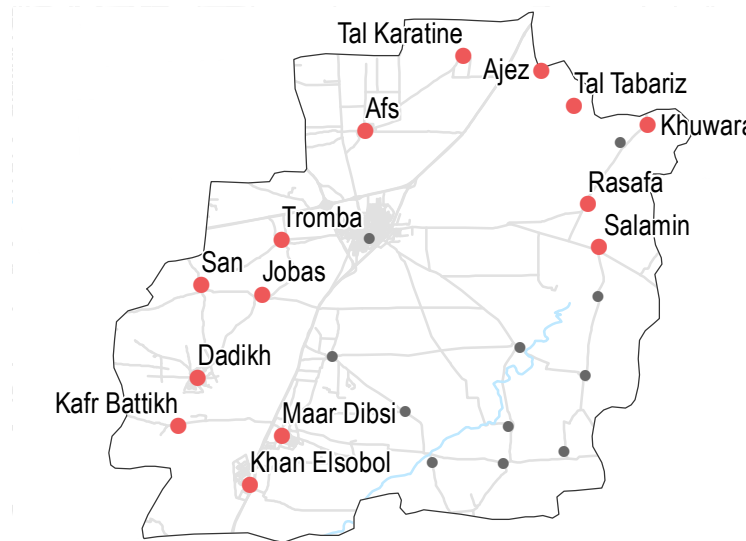
- Most common source of bread
- Most common barriers to accessing bread
- Number of days, per month, where bread from private bakeries was unavailable

Displacement

- % of pre-conflict population remaining
- % of population that are female
- % of female-headed households
- IDPs living in village
- New IDP arrivals
- Returnees

Community	% of pre-conflict population remaining	% of population that are female	% of female-headed households	IDPs living in village	New IDP arrivals	Returnees
Afs	76-100%	51-75%	1-25%	Yes	Yes	No
Ajez	76-100%	51-75%	1-25%	Yes	No	No
Dadikh	76-100%	51-75%	1-25%	Yes	No	No
Jobas	76-100%	51-75%	1-25%	Yes	No info	No
Kafr Battikh	76-100%	51-75%	26-50%	Yes	No	No

• 14/25 communities assessed (9 communities are shown on the next two factsheets): Afs, Ajez, Dadikh, Jobas, Kafr Battikh



Shelter

- Independent apartment or house
- Shared apartment or house
- Unfinished apartment or house
- Tent
- Private space not for shelter
- Cave/natural shelter
- Collective public space not for shelter
- No IDPs
- No information
- Min - Max: rent paid per room (where known)

Community	Most common shelter	NDPs	IDPs
Afs	Independent apartment or house	9000 - 10000 SYP	5000 - 7000 SYP
Ajez	Independent apartment or house	3000 - 4000 SYP	3000 - 5000 SYP
Dadikh	No IDPs	5000 - 7000 SYP	-
Jobas	Shared apartment or house	-	-
Kafr Battikh	Independent apartment or house	-	-

Livelihoods

- Most common source of income
- Most common strategies used to cope with lack of income / resources

Community	Most common source of income	Most common strategies used to cope with lack of income / resources
Afs	Daily employment Farm owning Business/trade	Borrowing from family/friends Selling household assets Skipping meals
Ajez	Daily employment Farm owning Business/trade	Borrowing from family/friends Selling household assets Skipping meals
Dadikh	Daily employment Farm owning Business/trade	Borrowing from family/friends Selling household assets Reducing meal size
Jobas	Daily employment Farm owning Business/trade	Borrowing from family/friends Selling household assets Skipping meals
Kafr Battikh	Daily employment Farm owning Business/trade	Borrowing from family/friends Selling household assets Skipping meals

NFIs

Community	Most common electricity source	Fuel Prices (SYP)*	NFI Prices (SYP)*
Afs	B 7200 SYP C NA D 275 SYP F NA	1700 SYP 5500 SYP 500 SYP 23500 SYP	7200 SYP NA 275 SYP NA
Ajez	B 7200 SYP C NA D 275 SYP F NA	1750 SYP 5000 SYP 500 SYP 23000 SYP	7000 SYP NA 275 SYP NA
Dadikh	B 7000 SYP C NA D 275 SYP F NA	1750 SYP 5500 SYP 450 SYP 23000 SYP	7000 SYP NA 275 SYP NA

- Main network
- Generator
- No source
- Solar alternative
- No information
- Fuel Prices (SYP)***
- B** Butane (cannister)
- C** Coal (1kg)
- D** Diesel (1 litre)
- F** Firewood (tonne)
- NFI Prices (SYP)***
- Cement (50kg)
- Floor mat (3*4m)
- Plastic tarpaulin (1m²)
- Tent (5 persons)
- NA: not available for purchase

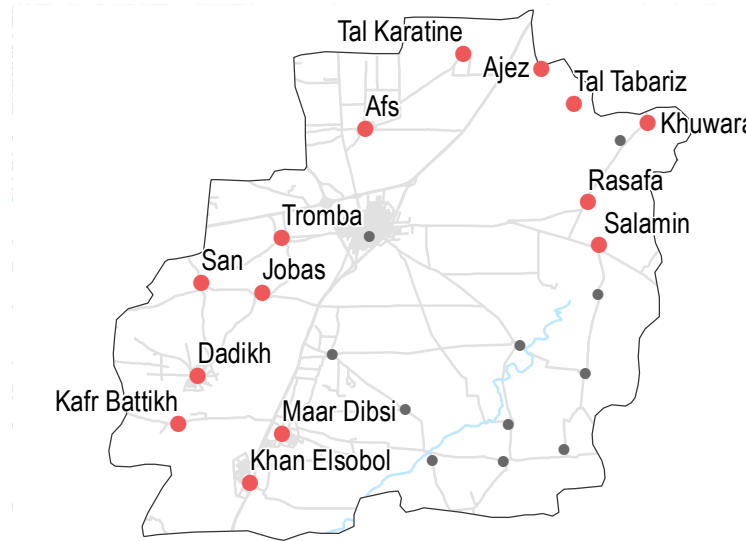
Community	Most common strategies used to cope with a lack of fuel
Afs	No lack of fuel
Ajez	No lack of fuel
Dadikh	No lack of fuel
Jobas	No lack of fuel
Kafr Battikh	No lack of fuel

WASH

- Most common water source**
- Status of water source
- Water is safe to drink
 - Water tastes/smells bad
 - People sick after drinking
 - No information
- Sufficiency of available water to meet household needs
- Sufficient
 - Insufficient
 - No information
- Most common method of garbage disposal

- Afs**
- Network
 - Public free collection
- Ajez**
- Network
 - Left in street / public area
- Dadikh**
- Network
 - Public free collection
- Jobas**
- Network
 - Private paid collection
- Kafr Battikh**
- Network
 - Public free collection

• 14/25 communities assessed (9 communities are shown on the next two factsheets): Afs, Ajez, Dadikh, Jobas, Kafr Battikh



Education

- Status of primary schools in village
- Functioning
 - Not functioning
 - Not available
 - No information
- Barriers to accessing education services
- Afs: Most children accessed education
 - Ajez: Most children accessed education

- Dadikh**
- Lack of teaching staff
 - Lack of school supplies
- Jobas**
- Most children accessed education
- Kafr Battikh**
- Most children accessed education

Health

	Most common health problems	Most common barriers to accessing healthcare
Afs	Disabilities Chronic diseases Acute respiratory infections	No facilities in the area Lack of transportation
Ajez	Chronic diseases Acute respiratory infections	No facilities in the area High cost of transportation Lack of transportation
Dadikh	Disabilities Skin diseases Chronic diseases	No facilities in the area High cost of transportation Lack of transportation
Jobas	Chronic diseases Injuries	No facilities in the area High cost of transportation Lack of transportation
Kafr Battikh	Skin diseases Chronic diseases	No difficulties reported

Food Security

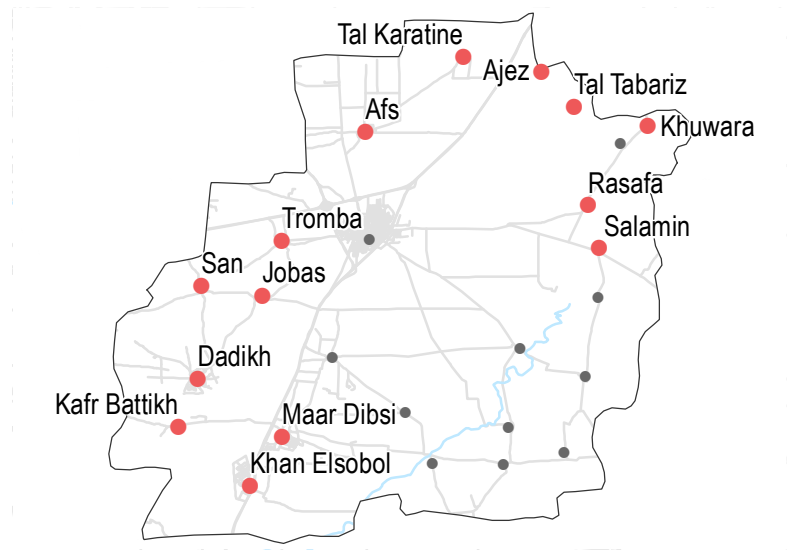
- Afs**
- Bread: no info
 - Rice: 550 SYP
 - Lentils: 500 SYP
 - Sugar: 425 SYP
 - Cooking oil: 600 SYP
 - Private bakeries
 - No difficulties reported
 - 1 to 10
- Ajez**
- Bread: no info
 - Rice: 550 SYP
 - Lentils: 500 SYP
 - Sugar: 425 SYP
 - Cooking oil: 600 SYP
 - Distribution by others
 - No difficulties reported
 - Private bakeries unavailable
- Dadikh**
- Bread: 100 SYP
 - Rice: 550 SYP
 - Lentils: 550 SYP
 - Sugar: 425 SYP
 - Cooking oil: 600 SYP
 - Public bakeries
 - No difficulties reported
 - 1 to 10
- Jobas**
- Bread: no info
 - Rice: 550 SYP
 - Lentils: 550 SYP
 - Sugar: 425 SYP
 - Cooking oil: 600 SYP
 - Shops
 - No difficulties reported
 - 1 to 10
- Kafr Battikh**
- Bread: 100 SYP
 - Rice: 550 SYP
 - Lentils: 500 SYP
 - Sugar: 425 SYP
 - Cooking oil: 600 SYP
 - Public bakeries
 - No difficulties reported
 - 1 to 10
- Main challenges to obtaining food**
- No challenges
 - Some foods unavailable
 - Local production decreased
 - Lack of access to markets
 - Some foods expensive
 - Lack of resources to buy food
 - Lack of access to fuel
 - Cooking fuel unavailable
 - No information
- Bread (public): 1 pack
 Rice: 1kg
 Lentils: 1kg
 Sugar: 1kg
 Cooking oil: 1 litre
- Access to bread
- Most common source of bread
 - Most common barriers to accessing bread
 - Number of days, per month, where bread from private bakeries was unavailable

Displacement

- % of pre-conflict population remaining
- % of population that are female
- % of female-headed households
- IDPs living in village
- New IDP arrivals
- Returnees

Community	% of pre-conflict population remaining	% of population that are female	% of female-headed households	IDPs living in village	New IDP arrivals	Returnees
Khan Elsobol	76-100%	51-75%	1-25%	Yes	No	No
Khuwara	76-100%	51-75%	1-25%	Yes	No	No
Maar Dibsi	76-100%	51-75%	26-50%	Yes	No	No
Rasafa	76-100%	51-75%	1-25%	Yes	Yes	No
Salamin	76-100%	51-75%	1-25%	Yes	No	No

• 14/25 communities assessed (5 communities are shown on the previous factsheet, 4 communities are shown on the next factsheet): Khan Elsobol, Khuwara, Maar Dibsi, Rasafa, Salamin



Shelter

- Independent apartment or house
- Shared apartment or house
- Unfinished apartment or house
- Tent
- Private space not for shelter
- Cave/natural shelter
- Collective public space not for shelter
- No IDPs
- No information
- Min - Max: rent paid per room (where known)

Community	Most common shelter	NDPs	IDPs
Khan Elsobol	Independent apartment or house	5000 - 6000 SYP	
Rasafa	Independent apartment or house	4000 - 5000 SYP	
Khuwara	Independent apartment or house	5000 - 7000 SYP	
Salamin	Independent apartment or house	4000 - 6000 SYP	
Maar Dibsi	No IDPs	4000 - 5000 SYP	

Livelihoods

Community	Most common source of income	Most common strategies used to cope with lack of income / resources
Khan Elsobol	Daily employment Farm owning Business/trade	Borrowing from family/friends Selling household assets Skipping meals
Khuwara	Daily employment Farm owning Business/trade	Borrowing from family/friends Selling household assets Skipping meals
Maar Dibsi	Daily employment Farm owning Business/trade	Borrowing from family/friends Skipping meals Reducing meal size
Rasafa	Daily employment Farm owning Business/trade	Borrowing from family/friends Selling household assets Skipping meals
Salamin	Daily employment Farm owning Business/trade	Borrowing from family/friends Selling household assets Skipping meals

NFIs

Community	Electricity source	Fuel Prices (SYP)*	NFI Prices (SYP)*
Khan Elsobol	B 7000 SYP C NA D 275 SYP F NA	B 7200 SYP C NA D 275 SYP F NA	B 7200 SYP C NA D 275 SYP F NA
Rasafa	B 7200 SYP C NA D 275 SYP F NA	B 7200 SYP C NA D 275 SYP F NA	B 7200 SYP C NA D 275 SYP F NA
Khuwara	B 7200 SYP C NA D 275 SYP F NA	B 7200 SYP C NA D 275 SYP F NA	B 7200 SYP C NA D 275 SYP F NA
Salamin	B 7200 SYP C NA D 275 SYP F NA	B 7200 SYP C NA D 275 SYP F NA	B 7200 SYP C NA D 275 SYP F NA
Maar Dibsi	B 7200 SYP C NA D 275 SYP F NA	B 7200 SYP C NA D 275 SYP F NA	B 7200 SYP C NA D 275 SYP F NA

- Most common electricity source
- Main network
- Generator
- No source
- Solar alternative
- No information
- Fuel Prices (SYP)*
- B** Butane (cannister)
- C** Coal (1kg)
- D** Diesel (1 litre)
- F** Firewood (tonne)
- NFI Prices (SYP)*
- Cement (50kg)
- Floor mat (3*4m)
- Plastic tarpaulin (1m²)
- Tent (5 persons)
- NA: not available for purchase

Community	Most common strategies used to cope with a lack of fuel
Khan Elsobol	No lack of fuel
Khuwara	No lack of fuel
Rasafa	No lack of fuel
Maar Dibsi	No lack of fuel
Salamin	No lack of fuel

WASH

- Most common water source**
- Status of water source
- Water is safe to drink
 - Water tastes/smells bad
 - People sick after drinking
 - No information
- Sufficiency of available water to meet household needs
- Sufficient
 - Insufficient
 - No information
- Most common method of garbage disposal

Khan Elsobol

- Network
- Public free collection

Khuwara

- Network
- Disposed at designated site

Maar Dibsi

- Network
- Private paid collection

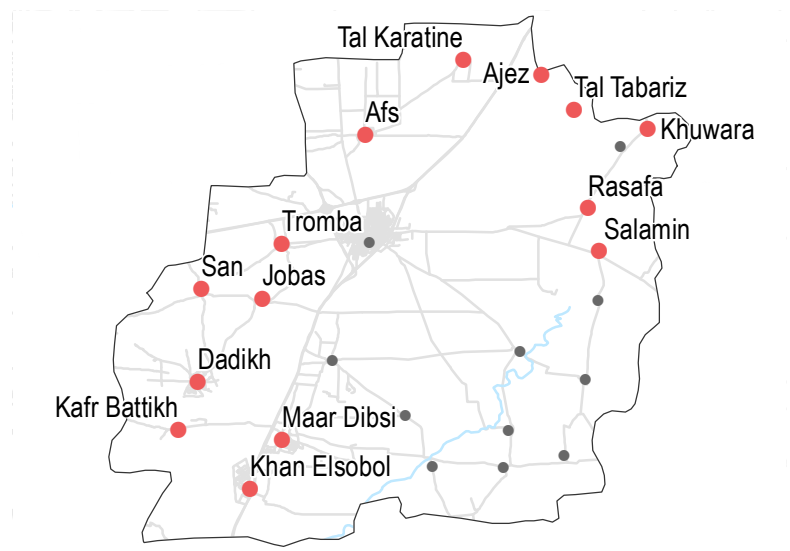
Rasafa

- Network
- Left in street / public area

Salamin

- Network
- Left in street / public area

• 14/25 communities assessed (5 communities are shown on the previous factsheet, 4 communities are shown on the next factsheet): Khan Elsobol, Khuwara, Maar Dibsi, Rasafa, Salamin



Education

- Status of primary schools in village
- Functioning
 - Not functioning
 - Not available
 - No information
- Barriers to accessing education services
- Khan Elsobol**
Some facilities destroyed
Lack of teaching staff
 - Khuwara**
Lack of teaching staff
Lack of school supplies

Maar Dibsi

Most children accessed education

Rasafa

Lack of teaching staff
Lack of school supplies

Salamin

Most children accessed education

Health

Most common health problems

Most common barriers to accessing healthcare

Khan Elsobol

Skin diseases
Chronic diseases
Injuries

High cost of transportation
Lack of transportation

Khuwara

Chronic diseases
Acute respiratory infections

No difficulties reported

Maar Dibsi

Skin diseases
Chronic diseases
Acute respiratory infections

No difficulties reported

Rasafa

Chronic diseases
Acute respiratory infections

No facilities in the area
High cost of transportation
Lack of transportation

Salamin

Chronic diseases
Acute respiratory infections

No difficulties reported

Food Security

Khan Elsobol

- Private bakeries
 - No difficulties reported
 - 1 to 10
- Bread: no info
Rice: 550 SYP
Lentils: 550 SYP
Sugar: 425 SYP
Cooking oil: 600 SYP

Khuwara

- Private bakeries
 - No difficulties reported
 - 1 to 10
- Bread: no info
Rice: 550 SYP
Lentils: 550 SYP
Sugar: 425 SYP
Cooking oil: 650 SYP

Maar Dibsi

- Shops
 - No difficulties reported
 - 1 to 10
- Bread: no info
Rice: 550 SYP
Lentils: 550 SYP
Sugar: 425 SYP
Cooking oil: 650 SYP

Rasafa

- Shops
 - No difficulties reported
 - Private bakeries unavailable
- Bread: no info
Rice: 500 SYP
Lentils: 550 SYP
Sugar: 425 SYP
Cooking oil: 600 SYP

Salamin

- Private bakeries
 - No difficulties reported
 - 1 to 10
- Bread: no info
Rice: 550 SYP
Lentils: 550 SYP
Sugar: 425 SYP
Cooking oil: 600 SYP

Main challenges to obtaining food

- No challenges
- Some foods unavailable
- Local production decreased
- Lack of access to markets
- Some foods expensive
- Lack of resources to buy food
- Lack of access to fuel
- Cooking fuel unavailable
- No information

Bread (public): 1 pack
Rice: 1kg
Lentils: 1kg
Sugar: 1kg
Cooking oil: 1 litre

Access to bread

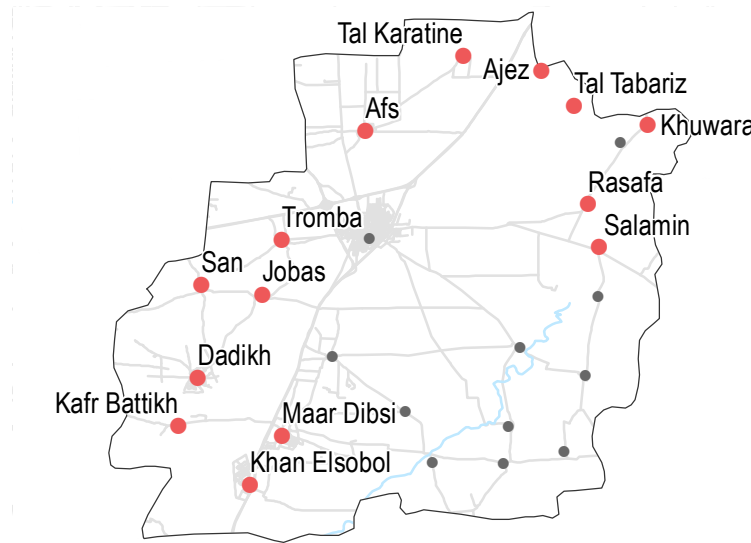
- Most common source of bread
- Most common barriers to accessing bread
- Number of days, per month, where bread from private bakeries was unavailable

Displacement

- % of pre-conflict population remaining
- % of population that are female
- % of female-headed households
- IDPs living in village
- New IDP arrivals
- Returnees

San	Tal Karatine	Tal Tabariz	Tromba
76-100% 51-75% 1-25%	76-100% 51-75% 1-25%	76-100% 51-75% 1-25%	76-100% 51-75% 1-25%
Yes No No	Yes No No	Yes No No	Yes No No

• 14/25 communities assessed (10 communities are shown on the previous two factsheets): San, Tal Karatine, Tal Tabariz, Tromba



Shelter

- Independent apartment or house
- Shared apartment or house
- Unfinished apartment or house
- Tent
- Private space not for shelter
- Cave/natural shelter
- Collective public space not for shelter
- No IDPs
- No information
- Min - Max: rent paid per room (where known)

San	Tromba
NDPs IDPs	NDPs IDPs
10000 - 12000 SYP	3000 - 5000 SYP
Tal Karatine	Tal Tabariz
NDPs IDPs	NDPs IDPs
4000 - 5000 SYP	3000 - 4000 SYP

Livelihoods

Most common source of income

Most common strategies used to cope with lack of income / resources

San	Tal Karatine	Tal Tabariz	Tromba
Daily employment Farm owning	Daily employment Farm owning Business/trade	Daily employment Farm owning	Daily employment Farm owning Business/trade
Borrowing from family/friends Selling household assets Reducing meal size	Borrowing from family/friends Selling household assets Skipping meals	Borrowing from family/friends Skipping meals Reducing meal size	Borrowing from family/friends Selling household assets Skipping meals

NFIs

San	Tromba
B 7000 SYP 1700 SYP C NA 5500 SYP D 275 SYP 500 SYP F NA 23000 SYP	B 7000 SYP 1700 SYP C NA 5500 SYP D 275 SYP 500 SYP F NA 23000 SYP

Tal Karatine

B 7000 SYP 1750 SYP
C NA 5500 SYP
D 275 SYP 500 SYP
F NA 23500 SYP

Tal Tabariz

B 7000 SYP NA
C NA 5500 SYP
D 275 SYP 500 SYP
F NA 23000 SYP

- Most common electricity source
- Main network
 - Generator
 - No source
 - Solar alternative
 - No information

- Fuel Prices (SYP)*
- B** Butane (cannister)
 - C** Coal (1kg)
 - D** Diesel (1 litre)
 - F** Firewood (tonne)

- NFI Prices (SYP)*
- Cement (50kg)
 - Floor mat (3*4m)
 - Plastic tarpaulin (1m²)
 - Tent (5 persons)
- NA: not available for purchase

San
No lack of fuel

Tal Karatine
No lack of fuel

Tal Tabariz
No lack of fuel

Most common strategies used to cope with a lack of fuel

Tromba
No lack of fuel

WASH

Most common water source

Status of water source

- Water is safe to drink
- Water tastes/smells bad
- People sick after drinking
- No information

Sufficiency of available water to meet household needs

- Sufficient
- Insufficient
- No information

Most common method of garbage disposal

San

- Network
- Left in street / public area

Tal Karatine

- Network
- Buried / burned

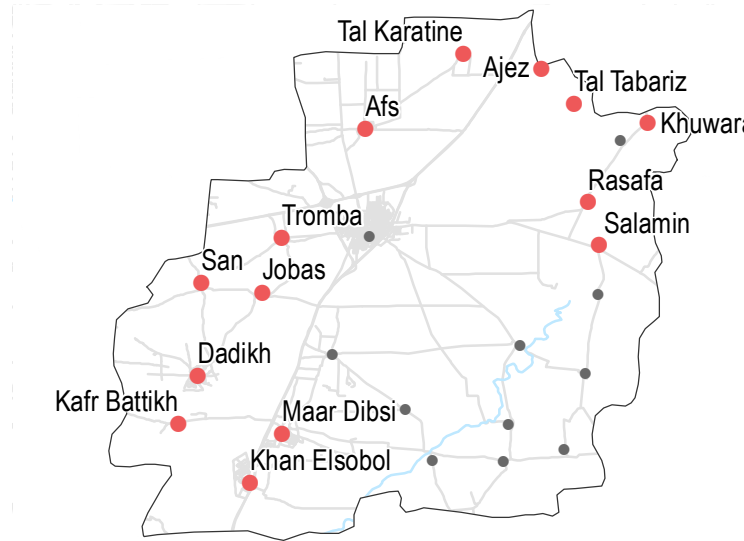
Tal Tabariz

- Network
- Left in street / public area

Tromba

- Network
- Left in street / public area

• 14/25 communities assessed (10 communities are shown on the previous two factsheets): San, Tal Karatine, Tal Tabariz, Tromba



Food Security

San

- Shops
- No difficulties reported
- Private bakeries unavailable

Bread: no info
 Rice: 550 SYP
 Lentils: 550 SYP
 Sugar: 425 SYP
 Cooking oil: 600 SYP

Tal Karatine

- Shops
- No difficulties reported
- Private bakeries unavailable

Bread: no info
 Rice: 550 SYP
 Lentils: 550 SYP
 Sugar: 425 SYP
 Cooking oil: 600 SYP

Tal Tabariz

- Shops
- No difficulties reported
- Private bakeries unavailable

Bread: no info
 Rice: 550 SYP
 Lentils: 500 SYP
 Sugar: 425 SYP
 Cooking oil: 650 SYP

Tromba

- Shops
- No difficulties reported
- Private bakeries unavailable

Bread: no info
 Rice: 550 SYP
 Lentils: 550 SYP
 Sugar: 425 SYP
 Cooking oil: 600 SYP

Main challenges to obtaining food

- No challenges
- Some foods unavailable
- Local production decreased
- Lack of access to markets
- Some foods expensive
- Lack of resources to buy food
- Lack of access to fuel
- Cooking fuel unavailable
- No information

Bread (public): 1 pack
 Rice: 1kg
 Lentils: 1kg
 Sugar: 1kg
 Cooking oil: 1 litre

Access to bread

- Most common source of bread
- Most common barriers to accessing bread
- Number of days, per month, where bread from private bakeries was unavailable

Education

Status of primary schools in village

- Functioning
- Not functioning
- Not available
- No information

Barriers to accessing education services

Tal Tabariz

Lack of teaching staff

Tromba

Most children accessed education

San

Lack of teaching staff
 Lack of school supplies
 Services are too far

Tal Karatine

Most children accessed education

Health

+ Most common health problems

H Most common barriers to accessing healthcare

Community	Most common health problems	Most common barriers to accessing healthcare
San	Skin diseases Chronic diseases Acute respiratory infections	No facilities in the area High cost of transportation Lack of transportation
Tal Karatine	Chronic diseases Acute respiratory infections	No facilities in the area High cost of transportation Lack of transportation
Tal Tabariz	Chronic diseases Acute respiratory infections	No facilities in the area Lack of transportation
Tromba	Chronic diseases Acute respiratory infections	No facilities in the area High cost of transportation Lack of transportation

Sarmin, Idleb Governorate

August 2017

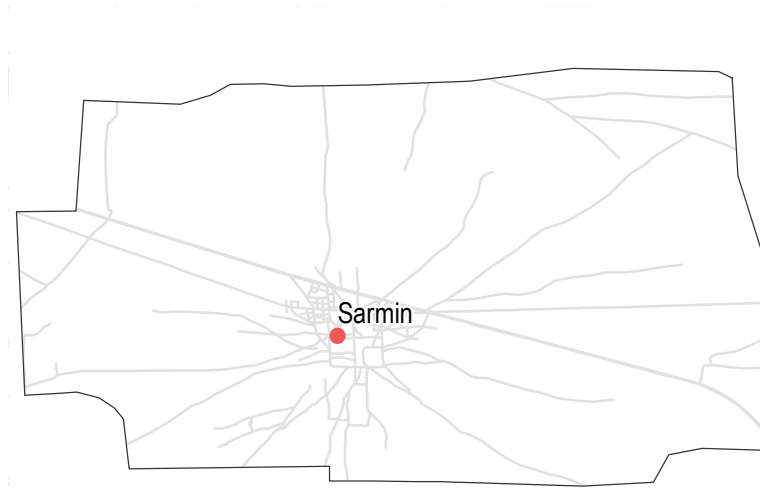
Displacement

- % of pre-conflict population remaining
- % of population that are female
- % of female-headed households
- IDPs living in village
- New IDP arrivals
- Returnees

Sarmin

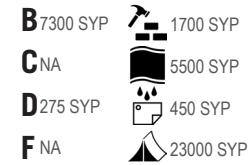


• 1/1 community assessed : Sarmin



NFIs

Lightbulb Sarmin



- Most common electricity source
- Main network
 - Generator
 - No source
 - Solar alternative
 - No information

Fuel Prices (SYP)*

- B** Butane (cannister)
- C** Coal (1kg)
- D** Diesel (1 litre)
- F** Firewood (tonne)

NFI Prices (SYP)*


- Cement (50kg)
- Floor mat (3*4m)
- Plastic tarpaulin (1m²)
- Tent (5 persons)

NA: not available for purchase

Shelter

- Most common shelter
- Independent apartment or house
 - Shared apartment or house
 - Unfinished apartment or house
 - Tent
 - Private space not for shelter
 - Cave/natural shelter
 - Collective public space not for shelter
 - No IDPs
 - No information
- Min - Max: rent paid per room (where known)

Sarmin



Livelihoods

Dollar icon Most common source of income

- Sarmin**
- Daily employment
 - Farm owning
 - Business/trade

Money bag icon Most common strategies used to cope with lack of income / resources

- Borrowing from family/friends
- Selling household assets
- Skipping meals

Fire icon Sarmin

No lack of fuel

- Most common strategies used to cope with a lack of fuel

Sarmin, Idleb Governorate

August 2017

WASH

Most common water source

Status of water source

- Water is safe to drink
- Water tastes/smells bad
- People sick after drinking
- No information

Sufficiency of available water to meet household needs

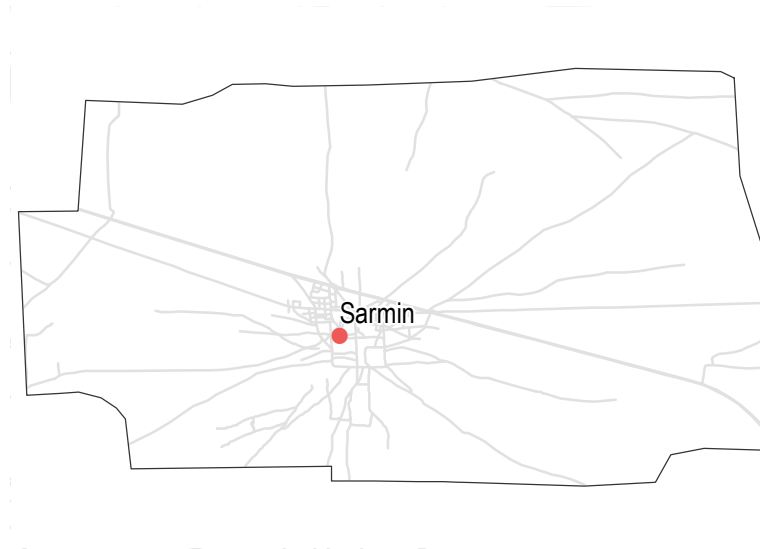
- Sufficient
- Insufficient
- No information

Most common method of garbage disposal

Sarmin

- Network
- Public free collection

• 1/1 community assessed : Sarmin



Food Security

Sarmin



Bread: no info
Rice: 550 SYP
Lentils: 500 SYP
Sugar: 425 SYP
Cooking oil: 600 SYP

Private bakeries

No difficulties reported

1 to 10

Main challenges to obtaining food

- No challenges
- Some foods unavailable
- Local production decreased
- Lack of access to markets
- Some foods expensive
- Lack of resources to buy food
- Lack of access to fuel
- Cooking fuel unavailable
- No information

Bread (public): 1 pack
Rice: 1kg
Lentils: 1 kg
Sugar: 1kg
Cooking oil: 1 litre

Access to bread

- Most common source of bread
- Most common barriers to accessing bread
- Number of days, per month, where bread from private bakeries was unavailable

Education

Status of primary schools in village

- Functioning
- Not functioning
- Not available
- No information

Barriers to accessing education services

Sarmin

Most children accessed education

Health

Most common health problems

Chronic diseases
Acute respiratory infections

Most common barriers to accessing healthcare

No difficulties reported

Sarmin

Tamanaah, Idleb Governorate

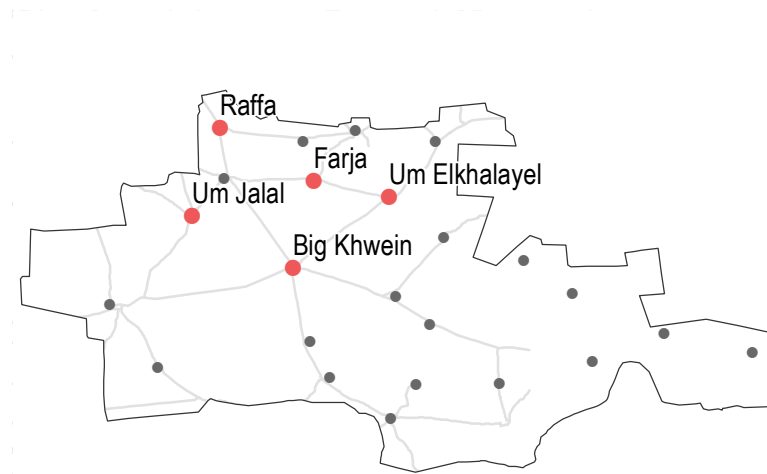
August 2017

Displacement

- % of pre-conflict population remaining
- % of population that are female
- % of female-headed households
- IDPs living in village
- New IDP arrivals
- Returnees

Community	% of pre-conflict population remaining	% of population that are female	% of female-headed households	IDPs living in village	New IDP arrivals	Returnees
Big Khwein	26-50%	51-75%	1-25%	Yes	No info	No info
Farja	76-100%	51-75%	1-25%	Yes	Yes	Yes
Raffa	76-100%	51-75%	1-25%	Yes	No	No
Um Elkhalayel	76-100%	51-75%	1-25%	Yes	No	No
Um Jalal	76-100%	51-75%	1-25%	Yes	Yes	No

• 5/24 communities assessed : Big Khwein, Farja, Raffa, Um Elkhalayel, Um Jalal



Shelter

- Independent apartment or house
- Shared apartment or house
- Unfinished apartment or house
- Tent
- Private space not for shelter
- Cave/natural shelter
- Collective public space not for shelter
- No IDPs
- No information
- Min - Max: rent paid per room (where known)

Community	Most common shelter	NDPs	IDPs
Big Khwein	Unfinished apartment or house	No info	No info
Um Elkhalayel	Independent apartment or house	3000 - 3500 SYP	3000 - 3500 SYP
Farja	Independent apartment or house	4000 - 4500 SYP	4000 - 4500 SYP
Um Jalal	Independent apartment or house	3300 - 3500 SYP	3300 - 3500 SYP
Raffa	No IDPs	No info	No info

Livelihoods

- Most common source of income
- Most common strategies used to cope with lack of income / resources

Community	Most common source of income	Most common strategies used to cope with lack of income / resources
Big Khwein	Farm owning Support from family/friends	Skipping meals Reducing meal size
Farja	Farm owning Business/trade Savings	Children sent to work/beg Selling household assets Reducing meal size
Raffa	Farm owning Business/trade Savings	Children sent to work/beg Selling household assets Reducing meal size
Um Elkhalayel	Farm owning Business/trade Savings	Children sent to work/beg Selling household assets Reducing meal size
Um Jalal	Farm owning Business/trade Savings	Children sent to work/beg Borrowing from family/friends Reducing meal size

NFIs

Community	Most common electricity source	Fuel Prices (SYP)*	NFI Prices (SYP)*
Big Khwein	Main network	B 6700 SYP C 65 SYP D 275 SYP F 75000 SYP	Cement (50kg) Floor mat (3*4m) Plastic tarpaulin (1m²) Tent (5 persons)
Um Elkhalayel	Generator	B 6500 SYP C 65 SYP D 275 SYP F 75000 SYP	Butane (cannister) Coal (1kg) Diesel (1 litre) Firewood (tonne)
Farja	Generator	B 6700 SYP C 65 SYP D 275 SYP F 75000 SYP	Butane (cannister) Coal (1kg) Diesel (1 litre) Firewood (tonne)
Um Jalal	Generator	B 6500 SYP C 65 SYP D 275 SYP F 75000 SYP	Butane (cannister) Coal (1kg) Diesel (1 litre) Firewood (tonne)
Raffa	Generator	B 7000 SYP C 65 SYP D 275 SYP F 75000 SYP	Butane (cannister) Coal (1kg) Diesel (1 litre) Firewood (tonne)

- Main network
 - Generator
 - No source
 - Solar alternative
 - No information
- Fuel Prices (SYP)*
- B** Butane (cannister)
 - C** Coal (1kg)
 - D** Diesel (1 litre)
 - F** Firewood (tonne)
- NFI Prices (SYP)*
- Cement (50kg)
 - Floor mat (3*4m)
 - Plastic tarpaulin (1m²)
 - Tent (5 persons)
- NA: not available for purchase

Community	Most common strategies used to cope with a lack of fuel
Big Khwein	Burning productive assets Burning waste
Farja	No lack of fuel
Um Elkhalayel	No lack of fuel
Raffa	No lack of fuel
Um Jalal	No lack of fuel

Tamanaah, Idleb Governorate

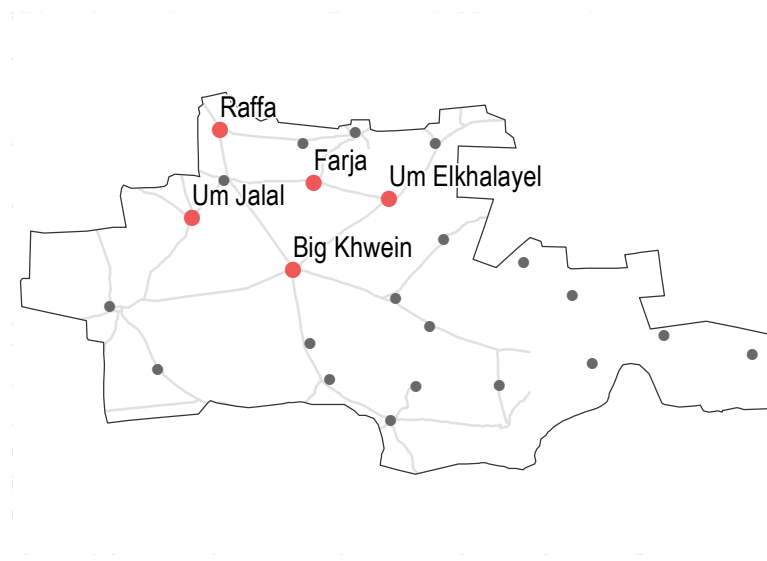
August 2017

WASH

- Most common water source**
- Status of water source**
- Water is safe to drink
 - Water tastes/smells bad
 - People sick after drinking
 - No information
- Sufficiency of available water to meet household needs**
- Sufficient
 - Insufficient
 - No information
- Most common method of garbage disposal**

- Big Khwein**
- Water trucking
 - Buried / burned
- Farja**
- Water trucking
 - Buried / burned
- Raffa**
- Water trucking
 - Buried / burned
- Um Elkhalayel**
- Water trucking
 - Public free collection
- Um Jalal**
- Water trucking
 - Public free collection

• 5/24 communities assessed : Big Khwein, Farja, Raffa, Um Elkhalayel, Um Jalal



Education

- Status of primary schools in village**
- Functioning
 - Not functioning
 - Not available
 - No information
- Barriers to accessing education services**
- Big Khwein: Most children accessed education
 - Farja: Most children accessed education

- Raffa**
- Most children accessed education
- Um Elkhalayel**
- Most children accessed education
- Um Jalal**
- Most children accessed education

Health

- Most common health problems**
- Disabilities
 - Chronic diseases
 - Acute respiratory infections
- Most common barriers to accessing healthcare**
- High cost of transportation
 - Security concerns around entering facilities

Community	Most common health problems	Most common barriers to accessing healthcare
Big Khwein	Disabilities Chronic diseases Acute respiratory infections	High cost of transportation Security concerns around entering facilities
Farja	Skin diseases Fever Severe diseases affecting those aged less than 5	No facilities in the area
Raffa	Diarrhoea Skin diseases Severe diseases affecting those aged less than 5	No facilities in the area
Um Elkhalayel	Skin diseases Pregnancy related diseases Severe diseases affecting those aged less than 5	No facilities in the area
Um Jalal	Skin diseases Pregnancy related diseases Severe diseases affecting those aged less than 5	No facilities in the area

Food Security

- Big Khwein**
- Bread: no info
 - Rice: 500 SYP
 - Lentils: 285 SYP
 - Sugar: 500 SYP
 - Cooking oil: no info
- Farja**
- Bread: no info
 - Rice: 400 SYP
 - Lentils: 400 SYP
 - Sugar: 400 SYP
 - Cooking oil: 500 SYP
- Raffa**
- Bread: no info
 - Rice: 400 SYP
 - Lentils: 400 SYP
 - Sugar: 400 SYP
 - Cooking oil: 500 SYP
- Um Elkhalayel**
- Bread: no info
 - Rice: 400 SYP
 - Lentils: 400 SYP
 - Sugar: 400 SYP
 - Cooking oil: 500 SYP
- Um Jalal**
- Bread: no info
 - Rice: 400 SYP
 - Lentils: 400 SYP
 - Sugar: 400 SYP
 - Cooking oil: 500 SYP
- Main challenges to obtaining food**
- No challenges
 - Some foods unavailable
 - Local production decreased
 - Lack of access to markets
 - Some foods expensive
 - Lack of resources to buy food
 - Lack of access to fuel
 - Cooking fuel unavailable
 - No information
- Access to bread**
- Bread (public): 1 pack
 - Rice: 1kg
 - Lentils: 1kg
 - Sugar: 1kg
 - Cooking oil: 1 litre
 - Most common source of bread
 - Most common barriers to accessing bread
 - Number of days, per month, where bread from private bakeries was unavailable

Teftnaz, Idleb Governorate

August 2017

Displacement

- % of pre-conflict population remaining
- % of population that are female
- % of female-headed households
- IDPs living in village
- New IDP arrivals
- Returnees

Shallakh

76-100% 51-75% 1-25%

Yes No No

Talhiyeh

76-100% 51-75% 26-50%

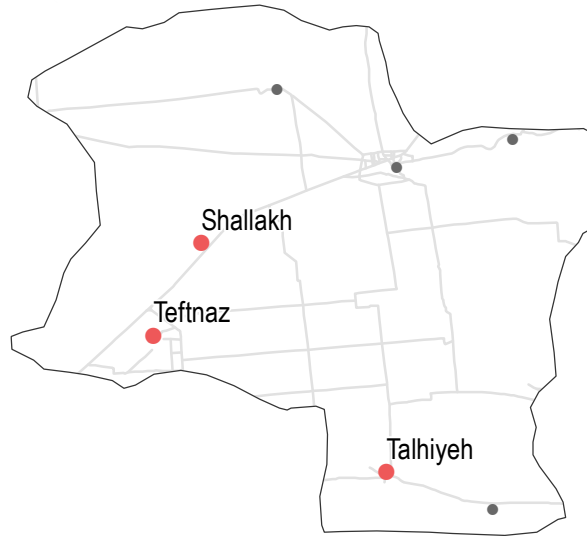
Yes No No

Teftnaz

51-75% 51-75% 1-25%

Yes No No

• 3/7 communities assessed : Shallakh, Talhiyeh, Teftnaz



Shelter

- Independent apartment or house
- Shared apartment or house
- Unfinished apartment or house
- Tent
- Private space not for shelter
- Cave/natural shelter
- Collective public space not for shelter
- No IDPs
- No information
- Min - Max: rent paid per room (where known)

Shallakh

NDPs IDPs

4000 - 5000 SYP

Talhiyeh

NDPs IDPs

4000 - 5000 SYP

Teftnaz

NDPs IDPs

5000 - 6000 SYP

Livelihoods

Most common source of income

Most common strategies used to cope with lack of income / resources

Shallakh

Daily employment
Farm owning
Business/trade

Borrowing from family/friends
Skipping meals
Reducing meal size

Talhiyeh

Daily employment
Farm owning
Business/trade

Borrowing from family/friends
Selling household assets
Skipping meals

Teftnaz

Daily employment
Farm owning
Business/trade

Borrowing from family/friends
Selling household assets
Skipping meals

NFIs

Shallakh

B 7000 SYP 1750 SYP

C NA 5500 SYP

D 275 SYP 500 SYP

F NA 23000 SYP

Talhiyeh

B 7000 SYP 1750 SYP

C NA 5500 SYP

D 275 SYP 500 SYP

F NA 23500 SYP

Teftnaz

B 7200 SYP 1750 SYP

C NA 5500 SYP

D 275 SYP 500 SYP

F NA 23000 SYP

Most common electricity source

- Main network
- Generator
- No source
- Solar alternative
- No information

Fuel Prices (SYP)*

- B** Butane (cannister)
- C** Coal (1kg)
- D** Diesel (1 litre)
- F** Firewood (tonne)

NFI Prices (SYP)*

- Cement (50kg)
- Floor mat (3*4m)
- Plastic tarpaulin (1m²)
- Tent (5 persons)

NA: not available for purchase

Shallakh

No lack of fuel

Talhiyeh

No lack of fuel

Teftnaz

No lack of fuel

Most common strategies used to cope with a lack of fuel

Teftnaz, Idleb Governorate

August 2017

WASH

- Most common water source**
- Water is safe to drink
 - Water tastes/smells bad
 - People sick after drinking
 - No information
- Sufficiency of available water to meet household needs**
- Sufficient
 - Insufficient
 - No information
- Most common method of garbage disposal**
- Public free collection

Shallakh

- Network
- Public free collection

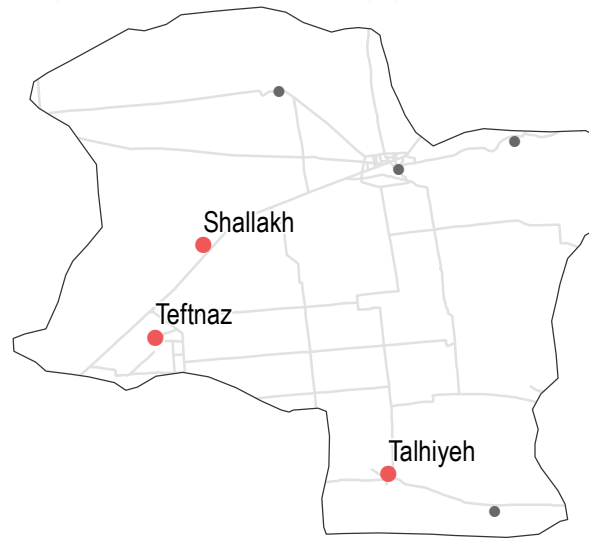
Talhiyeh

- Network
- Left in street / public area

Teftnaz

- Network
- Public free collection

• 3/7 communities assessed : Shallakh, Talhiyeh, Teftnaz



Education

- Status of primary schools in village**
- Functioning
 - Not functioning
 - Not available
 - No information
- Barriers to accessing education services**

Teftnaz

Most children accessed education

Shallakh

Most children accessed education

Talhiyeh

Lack of teaching staff
Lack of school supplies

Health

Most common health problems

Chronic diseases
Acute respiratory infections

Most common barriers to accessing healthcare

No facilities in the area
High cost of transportation
Lack of transportation

Shallakh

Skin diseases
Acute respiratory infections

Talhiyeh

No facilities in the area
High cost of transportation
Lack of transportation

Teftnaz

Chronic diseases
Acute respiratory infections

No difficulties reported

Food Security

Shallakh

- Shops
 - No difficulties reported
 - Private bakeries unavailable
- Bread: no info
Rice: 550 SYP
Lentils: 550 SYP
Sugar: 425 SYP
Cooking oil: 600 SYP

Talhiyeh

- Private bakeries
 - No difficulties reported
 - 1 to 10
- Bread: no info
Rice: 550 SYP
Lentils: 550 SYP
Sugar: 425 SYP
Cooking oil: 650 SYP

Teftnaz

- Public bakeries
 - No difficulties reported
 - 1 to 10
- Bread: 65 SYP
Rice: 550 SYP
Lentils: 550 SYP
Sugar: 425 SYP
Cooking oil: 600 SYP

Main challenges to obtaining food

- No challenges
- Some foods unavailable
- Local production decreased
- Lack of access to markets
- Some foods expensive
- Lack of resources to buy food
- Lack of access to fuel
- Cooking fuel unavailable
- No information

Bread (public): 1 pack
Rice: 1kg
Lentils: 1 kg
Sugar: 1kg
Cooking oil: 1 litre

Access to bread

- Most common source of bread
- Most common barriers to accessing bread
- Number of days, per month, where bread from private bakeries was unavailable