

Reported Top Needs

	Host Communities		Displaced	
	Female	Male	Female	Male
Winterisation	15%	6%	28%	27%
Health	19%	12%	23%	11%
Employment	22%	18%	13%	11%
Education	5%	6%	15%	14%
Food	2%	9%	13%	11%
Shelter	0%	12%	0%	11%
NFIs	12%	0%	5%	11%
Electricity	12%	9%	0%	0%
Domestic Water	0%	12%	0%	0%
Drinking Water	7%	3%	2%	3%

Host

Displaced

Demographic Pressure

Top 3 reasons for moving in Last 3 years Last 6 months

- N/A 1 Safety concerns
N/A 2 More employment opportunities
N/A 3 Knew friends/family

100% of hosts reported significant population increase in the last 3 years

96% of displaced reported significant population increase in the last 6 months

Social Stability

Potential sources of tensions related to: Lack of Social interaction

Lack of conflict mitigation mechanisms

Lack of confidence in institutions

Restrictions on displaced communities

Negative views of international actors

Social fragmentation

Host

Displaced

Reported issues causing community divisions

- Job shortages 1 Religious/ideological differences
Historical problems between Syrian/Lebanese or PRS/PRL 2 Job shortages
Political affiliations 3 Cultural differences

Income & Poverty

Main sources of income

- Informal commerce 1 Unskilled non-agricultural labour
Formal commerce 2 Food vouchers
Unskilled non-agricultural labour 3 Informal credit/debt

Most common mode of employment

Regular Irregular/temporary

Average monthly HH income

\$833 as reported by respondents \$277

Reported changes in unemployment in last 3 years/6 months

Increased Increased

Most Commonly Reported HH expenditures on basic food staples

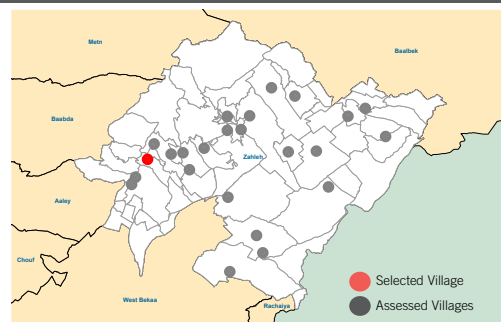
91 - 100% 71 - 80%

Most Commonly Reported HH expenditures on essential non-food items

81 - 90% 21 - 30%

Top coping mechanisms to cover cost of basic needs

- Reduce number of meals 1 Borrow money/food
Credit 2 Buy cheaper/lower quality food
Buy cheaper/lower quality food 3 Reduce number of meals

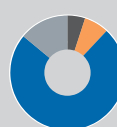


Host

Displaced

Shelter

Main types of accommodation reported



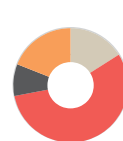
- Collective centre/shelter
- Factory/Warehouse
- Tent/Handmade shelter in settlement
- Garage/Shop/Worksite
- Homeless/No shelter
- Independent house/apartment
- One room structure
- Unfinished building



Kind of occupancy arrangement



- Owned apartment/house
- Unfurnished rental/Land
- Furnished rental
- Provided by employer
- Hosted
- Squatting
- Assistance/Charity



Average monthly household rent

\$358

\$228

Reported evictions



- Yes
- No
- Do not know



have heard reports of evictions

Electricity

Average hours of electricity reported per day

17h

12h

Average monthly HH expenditure reported

\$100

\$38

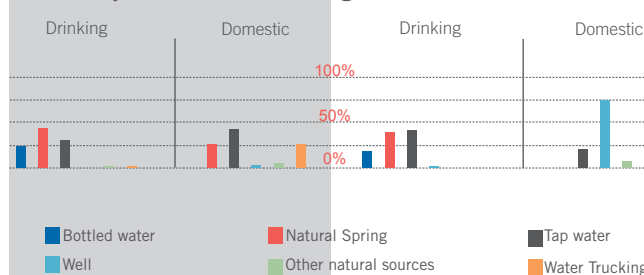
Main source of electricity

Public network

Public network

Water

Top sources for drinking and domestic water



Average monthly expenditure on drinking water per HH

\$39

\$18

Average monthly expenditure on domestic water per HH

\$32

\$23

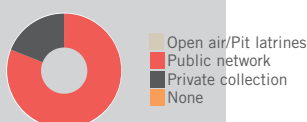


Host

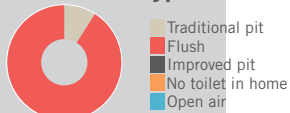
Displaced

Wastewater Management

Main wastewater systems



Types of toilets



Access to showering and washing facilities

100%

of respondents HH have access to showering and washing facilities

73%

Reported flooding or presence of stagnant water within community in the last 12 months

38%

reported flooding in immediate surroundings

50%

Solid Waste Management

Main type of solid waste disposal

Private collection

Public collection

In the last 3 months

Refuse/garbage

44%

of respondents reported noticeable excess refuse/garbage

16%

Presence of pests

56%

of respondents reported noticeable presence of flies, rodents, and insects

13%

Health

Most commonly reported child illnesses

Acute respiratory diseases 1 Acute respiratory diseases

Diarrhea 2 Diarrhea

Other stomach ailments 3 Other stomach ailments

Top 3 challenges in accessing health services

Cost of medicines 1 Cost of medicines

Cost of health services 2 Cost of health services

No affordable transportation 3 No affordable transportation

Participated in polio campaigns in last 3 months

93%

took their children to be vaccinated in polio campaign

89%

Reasons for not participating in polio campaigns



Host

Displaced

Education

Out of 32 caregivers 100% of caregivers reported children enrolled 2013-14

Out of 33 caregivers 50%

Out of 32 caregivers 100% of caregivers reported children enrolled 2014-15

Out of 33 caregivers 19%

Out of 7 adolescents N/A adolescents were enrolled 2013-14

Out of 8 adolescents N/A

Out of 7 adolescents N/A adolescents are enrolled 2014-15

Out of 8 adolescents N/A

Non-formal education opportunities

100%

reported there are no non-formal education opportunities

88%

Top reported challenges in accessing education

Cost of school fees 1 Cost of school fees

Cost of school supplies 2 Cost of school supplies

No affordable transportation 3 No registration papers

Children and Women

Birth registration

0%

respondents reported cases of unregistered births

39%

Vulnerable population groups living within community

Average reported proportion of Separated women

18%

N/A

Widowed women

8%

N/A

Unaccompanied children minors

N/A

0%

Orphans

N/A

0%

Pregnant women

3%

10%

Girls married before 18

25%

10%

Population groups engaged in income generation

Men (18+) 1 Men (18+)

Women (18+) 2 Male adolescents (12-17)

Male adolescents (12-17) 3 Women (18+)

Reasons why women may not be participating in the labor force

Household and child raising responsibilities 1 Traditional values/customs

N/A 2 No prior work experience

N/A 3 Household and child raising responsibilities

Main activities for out of school boys under 18

Informal employment 1 Informal employment

Household chores/Child care 2 Household chores/Child care

N/A 3 Other

Main activities for out of school girls under 18

Household chores/Child care 1 Household chores/Child care

Informal employment 2 Other

N/A 3 N/A

Cases of abuses and services

7%

of respondents heard of cases of abuse, exploitation or sexual violence in last 6 months

7%

0%

of respondents know of services available for women and children at risk or survivors of violence, abuse or exploitation

0%