

OVERALL FINDINGS: 29 May - 4 June

- 152 out of 1,183 ISMI-covered communities in Aleppo, Ar-Raqqa, Deir-ez-Zor, Hama, Homs and Idleb governorates experienced inward or outward movement of IDPs:
 - 10,716 IDP arrivals
 - 9,712 IDP departures
- Following a recent truce agreement, evacuations continued from suburbs of Damascus to Idleb governorate; a total of 1,229 IDPs from Damascus arrived to communities across the governorate.
- In total, 4,438 IDP departures were reported in Ar-Raqqa governorate attributed to ongoing conflict around Ar-Raqqa sub-district.

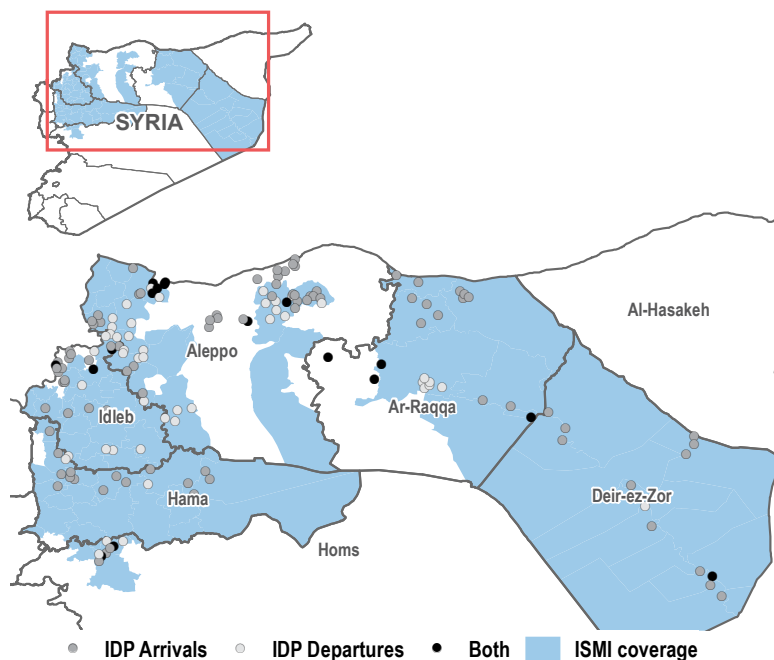


Table 1: Recorded IDP arrivals to ISMI-covered communities, by governorate, 29 May - 4 June 2017

GOVERNORATE	IDP ARRIVALS						Change to last week	Last week Reported arrivals (# IDPs)	Week before Reported arrivals (# IDPs)
	Reported arrivals (#IDPs)	Communities with largest IDP arrivals (# IDPs)		Most common origins ¹ of IDP arrivals (# IDPs)					
Aleppo	3,978	Qatmet Efrin (422)	Salama (420)	Deir-ez-Zor (349)	Ein Issa (159)	↓	17,285	4,366	
Ar-Raqqa	3,007	Ein Issa (570)	Jurneyyeh & Suluk (each 428)	Ar-Raqqa (1,891)	Rahbi (300)	↓	5,129	7,866	
Idleb	2,638	Jisr-ash-Shugur & Ariha (each 600)	Mhambal (300)	Qaboun (574)	Tishrine (330)	↓	7,010	8,871	
Hama	590	Tiba Elemam (138)	Maan (80)	Suran (107)	Hama (100)	↑	320	577	
Deir-ez-Zor	453	Shate (86)	Moeijel (70)	Maadan (151)	Hole (70)	↓	751	388	
Homs	50	Zafaraniya (18)	Talbiseh (17)	Deir Fool (18)	Ghanto (17)	↓	307	45	

Table 2: Recorded IDP departures from ISMI-covered communities, by governorate, 29 May - 4 June 2017

GOVERNORATE	IDP DEPARTURES						Change to last week	Last week Reported departures (# IDPs)	Week before Reported departures (# IDPs)
	Reported departures (# IDPs)	Communities with largest IDP departures (# IDPs)		Most common destinations ² of IDP departures (# IDPs)					
Ar-Raqqa	4,438	Ar-Raqqa (1,620)	Mahmudli (1,026)	Tell Abiad (370)	Ein Issa (296)	↑	2,941	9,391	
Aleppo	3,243	Menbij (103)	Azaz (80)	Al Bab (331)	Dayr Hafir (324)	↑	3,101	3,834	
Idleb	1,826	Tah (500)	Abu Habbeh (360)	Khan Shaykun (759)	Raffa (360)	↓	3,297	3,779	
Deir-ez-Zor	97	Hajin (55)	Saalu (42)	Kishkiyeh (25)	Gharanij (20)	↓	207	125	
Hama	54	Qirata (30)	Smaqiyeh Qabliyah (24)	Atma (24)	Bab El Hawa & Kafr Nabutha (each 12)	↓	285	126	
Homs	54	Ghanto & Deir Fool (each 15)	Zafaraniya (12)	Zafaraniya & Talbiseh (each 15)	Homs (12)	↑	43	127	

¹ Location of origin refers to the most recent location from which IDPs have departed.

² The ISMI weekly displacement summary tracks only displacements which occur inside Syria.

AR-RAQQA GOVERNORATE

Recorded IDP arrivals

- 3,007 IDPs

% of arrivals from other governorates

- 0%

Most common shelter of newly arrived IDPs

- Individual tents (1,365 IDPs)
- Hosted accommodation (817 IDPs)

Recorded IDP departures

- 4,438 IDPs

% of departures to other governorates

- 16%

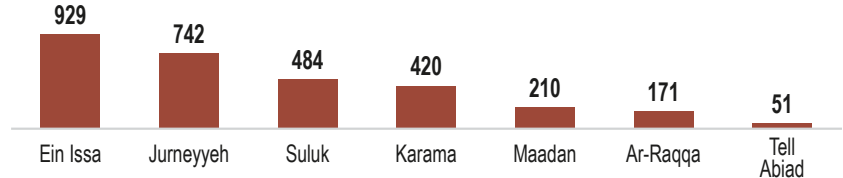
Most common reasons for IDPs leaving Ar-Raqqa communities

- Escalation of conflict
- Current location intended as transit only

A total of **4,438 IDPs left ISMI-covered communities in Ar-Raqqa governorate this week**, though approximately 85% of departures left to communities within the governorate, such as **Tell Abiad (370) and Ein Issa (296)**. Ongoing conflict in Ar-Raqqa (1,620) sub-district resulted in continued outward displacement in the past week, as well as IDP departures recorded in **Mahmudli (1,026)**.

Meanwhile, a total of **3,007 IDPs were recorded arriving to ISMI-covered communities**, all travelling from other parts of the governorate, including more than two-thirds fleeing ongoing conflict in **Ar-Raqqa (2,148)** sub-district (Figure 2). **Ein Issa (929)** and **Jurneyyeh (742)** sub-districts received the largest number of arrivals over the past week, followed by **Suluk (484), Karama (420) and Maadan (210)** sub-districts (Figure 1).

Figure 1: Ar-Raqqa sub-districts receiving IDP arrivals (# IDPs)



Map 1: Major displacement in Ar-Raqqa governorates

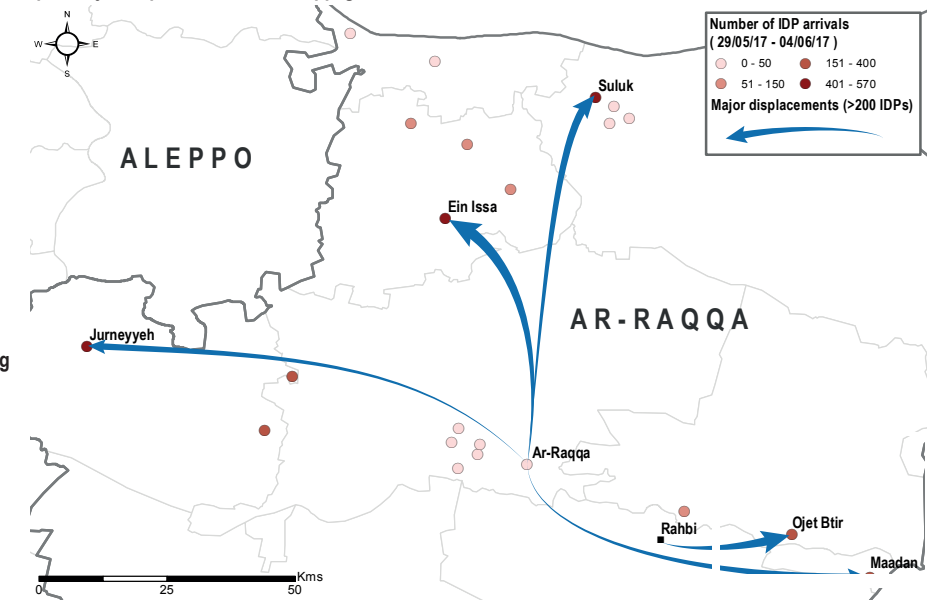


Figure 2: Most common sub-districts of origin of arrivals¹ (# IDPs)


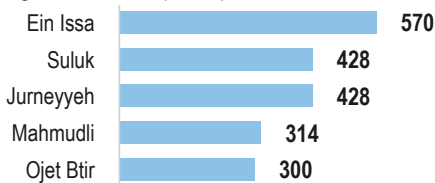


Figure 3: Five ISMI-covered communities receiving largest IDP arrivals (# IDPs)



ALEPPO GOVERNORATE

ISMI-covered areas in Aleppo governorate experienced the arrival of almost 4,000 IDPs in the past week, with more than half arriving to **Menbij (1,560) and A'zaz (1,096)** sub-districts (Figure 4). More than half of the arrivals travelled from other governorates, with **Deir-ez-Zor (349), Ar-Raqqa (171) and Ein Issa (159)** recorded as the most common sub-districts of origin of arrivals (Figure 6).

Meanwhile, a total of **3,243 IDPs departed ISMI-covered communities**, most commonly to communities in the eastern Aleppo countryside such as **Al Bab (331) and Dayr Hafir (324)**.

Figure 4: Aleppo sub-districts receiving the largest IDP arrivals (# IDPs)

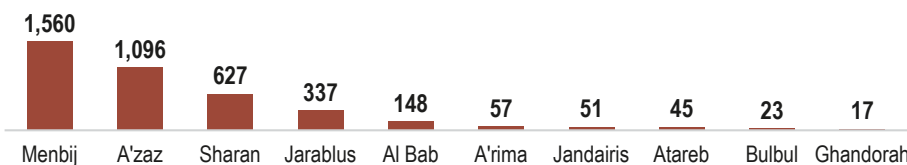


Figure 5: Five ISMI-covered communities receiving largest IDP arrivals (# IDPs)

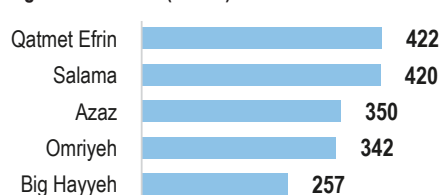
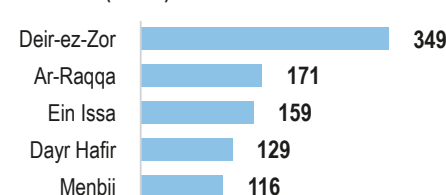


Figure 6: Five most common sub-districts of origin of arrivals² (# IDPs)



Recorded IDP arrivals

- 3,978 IDPs

% of arrivals from other governorates

- 60%

Most common shelter of newly arrived IDPs

- Individual tents (1,526 IDPs)
- Camps (862 IDPs)

Recorded IDP departures

- 3,243 IDPs

% of departures to other governorates

- 16%

Most common reasons for IDPs leaving Aleppo communities

- Reduced conflict in area of origin

IDLEB GOVERNORATE

Recorded IDP arrivals

- 2,638 IDPs
- % of arrivals from other governorates: 97%

Most common shelter of newly arrived IDPs

- Rented/owned housing (1,695 IDPs)
- Hosted (439 IDPs)

Recorded IDP departures

- 1,826 IDPs
- % of departures to other governorates: 21%

Most common reasons for IDPs leaving Idleb communities

- Current location intended as transit only

Figure 7: Idleb sub-districts receiving IDP arrivals (# IDPs)

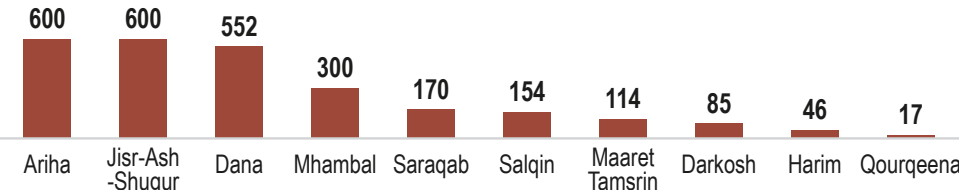
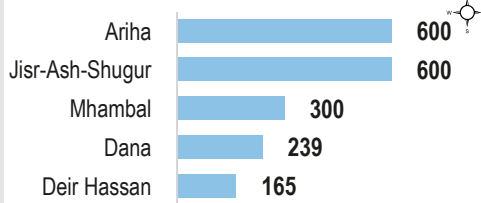


Figure 8: Five ISMI-covered communities receiving largest IDP arrivals (# IDPs)



Map 2: Major displacement into Idleb governorate

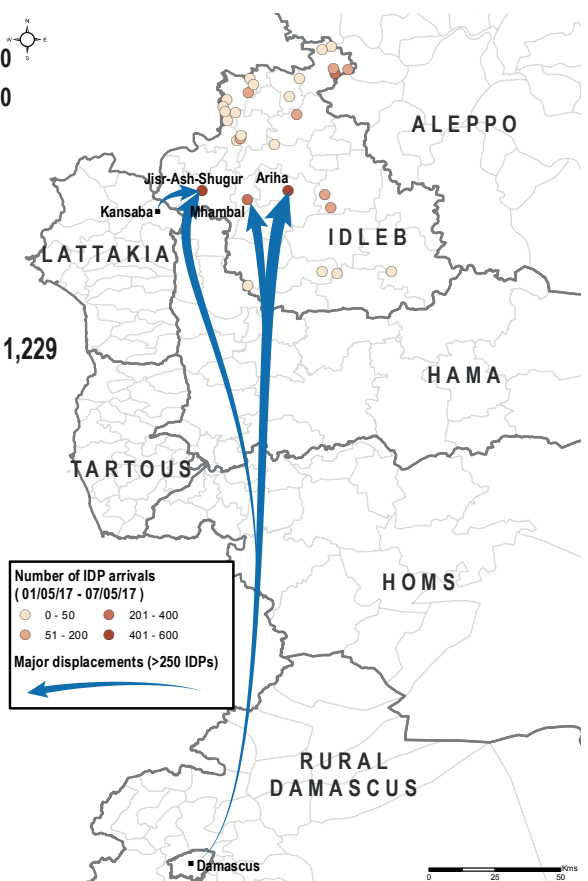
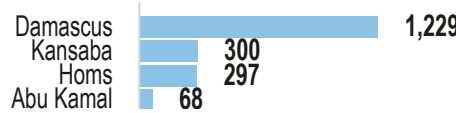


Figure 9: Most common sub-districts of origin of arrivals (# IDPs)



Overall, 2,638 IDPs arrived in ISMI-covered communities in Idleb governorate over the past week, with most arriving in the communities of Ariha (600), Jisr-Ash-Shugur (600) and Mhambal (300) (Figure 8). A total of 552 IDPs arrived to communities in Dana sub-district (Figure 7). Almost half of the arrivals came from recently evacuated neighbourhoods of Damascus (1,229) (Figure 9), while 300 IDPs reportedly travelled to Jisr-Ash-Shugur from Kansaba in neighbouring Latakia governorate.

Simultaneously, 1,826 IDPs departed ISMI-covered communities, largely leaving for destinations within Idleb governorate, namely to Khan Shaykun (759) and Raffa (360). A fifth of departing IDPs were reported to have left the governorate (21%).

DEIR-EZ-ZOR GOVERNORATE

Recorded IDP arrivals

- 453 IDPs
- % of arrivals from other governorates: 85%

Most common shelter of newly arrived IDPs

- Hosted (250 IDPs)
- Rented/owned housing (149 IDPs)

Recorded IDP departures

- 97 IDPs
- % of departures to other governorates: 0%

Most common reasons for IDPs leaving Deir-ez-Zor communities

- Family reunification
- Safety and security situation in the community compared with elsewhere

A total of 453 IDPs were recorded arriving in ISMI-covered communities in Deir-ez-Zor in the past week, with Kisreh (146) and Sur (106) sub-districts receiving the largest number of arrivals (Figure 10). Most arrivals travelled to Deir-ez-Zor from outside the governorate, most commonly from Maadan (151) and Ar-Raqqa (124) sub-districts of Ar-Raqqa governorate (Figure 12). Meanwhile, 97 IDPs left ISMI-covered communities, travelling to other communities within the governorate, such as Kishkiyeh (25) and Gharanij (20).

Figure 10: Deir-ez-Zor sub-districts receiving IDP arrivals (# IDPs)

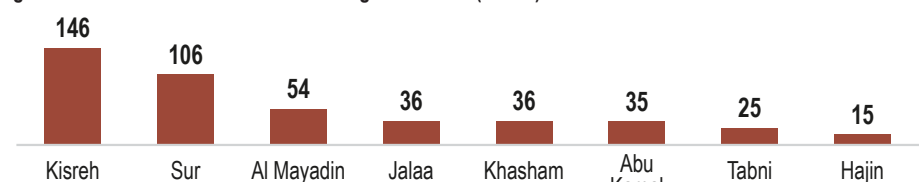


Figure 11: Five ISMI-covered communities receiving largest IDP arrivals (# IDPs)

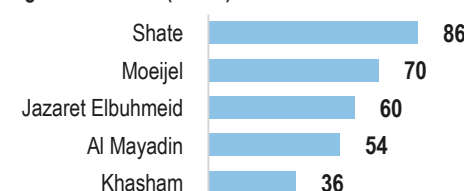
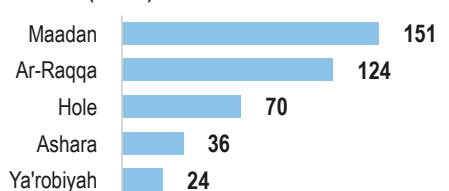


Figure 12: Five most common sub-districts of origin of arrivals² (# IDPs)



HAMA GOVERNORATE

In total, **590 IDPs** arrived in ISMI-covered communities in Hama over the past week, almost entirely displaced from within the governorate (99%). The sub-districts of **Suran (243)** and **As-Saan (117)** received the highest number of IDP arrivals (Figure 13). The most common sub-districts of origin of IDP arrivals to ISMI-covered areas were **Suran (211)**, **Hama (100)** and **Muhradah (78)**. During the same period, **54 IDPs** departed ISMI-covered Hama communities, predominantly to the northern Idlib communities of **Atma (24)** and **Bab El Hawa (12)**, while other departures were recorded to **Kafr Nabutha (12)**.

Figure 13: Hama sub-districts receiving IDP arrivals (# IDPs)

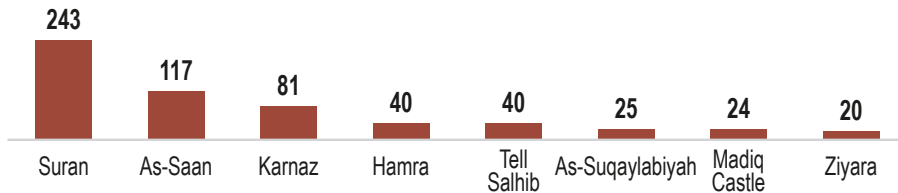


Figure 14: Six ISMI-covered communities receiving largest IDP arrivals (# IDPs)

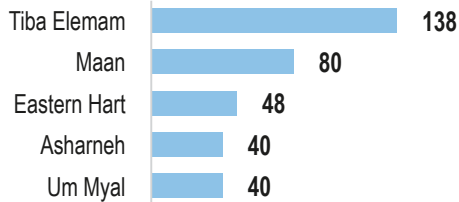
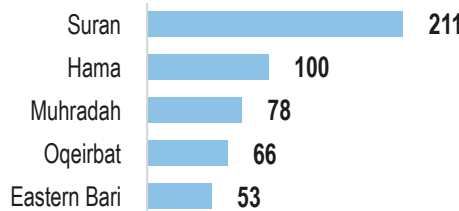


Figure 15: Five most common sub-districts of origin of arrivals (# IDPs)



Recorded IDP arrivals

- 590 IDPs

% of arrivals from other governorates

- 1%

Most common shelter of newly arrived IDPs

- Hosted (271 IDPs)
- Rented/owned housing (192 IDPs)

Recorded IDP departures

- 54 IDPs

% of departures to other governorates

- 75%

Most common reasons for IDPs leaving Hama communities

- Loss of income

HOMS GOVERNORATE

Overall, **54 IDPs** were recorded leaving ISMI-covered communities in Homs governorate over the past week, mostly departing to the communities of Zafaraniya (15), Talbiseh (15) and Homs (12). **Additionally, 50 IDPs** arrived in ISMI-covered communities in Homs governorate in the past week, all of whom originated from within the governorate, largely arriving to **Talbiseh (45)** sub-district.

Figure 16: Homs sub-districts receiving IDP arrivals (# IDPs)

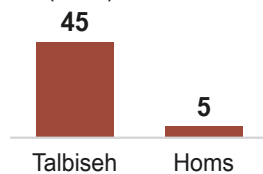


Figure 17: Five ISMI-covered communities receiving IDP arrivals (# IDPs)

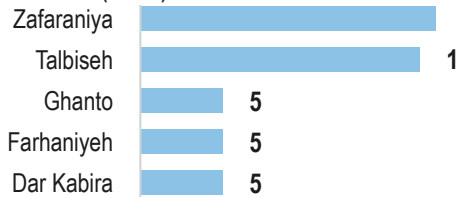


Figure 18: Sub-districts of origin of arrivals³ (# IDPs)



Recorded IDP arrivals

- 50 IDPs

% of arrivals from other governorates

- 0%

Most common shelter of newly arrived IDPs

- Rented/owned housing (50 IDPs)

Recorded IDP departures

- 54 IDPs

% of departures to other governorates

- 0%

Most common reasons for IDPs leaving Homs communities

- Improved safety and security in area of origin
- Loss of income

About ISMI & This Factsheet

The **IDP Situation Monitoring Initiative (ISMI)** is an initiative of the Camp Coordination and Camp Management (CCCM) Cluster, implemented by REACH and supported by Syria Relief Network (SRN) and other cluster members.

Following a baseline assessment conducted between 23 October and 21 November 2016, weekly data collection cycles have been initiated to provide regular updates on IDP movements. Based on 1,183 communities in the governorates of Aleppo, Ar-Raqqa, Deir-ez-Zor, Hama, Homs and Idlib during the baseline, this factsheet presents a summary of reported inward and outward movements of IDPs. **From 22-28 May 2017, such displacements were reported in 162 communities out of all ISMI-covered communities.**

Displacement was identified through an extensive key informant (KI) network, either through alert initiated by KIs or follow-up by enumerators. A range of 2-3 KIs were interviewed in each community, while collected information was further triangulated through other sources, including CCCM member data and humanitarian updates. This approach allows for regular updates on IDP movements at a community level across ISMI coverage areas. However, movement updates are limited to areas covered by ISMI and there are, therefore, displacements that are not reported here.

An initiative of



Feedback: CCCM Cluster
Northern Syria

Email: syria.cross.border.info@cccmcluster.org

Info: <http://www.globalccmcluster.org>,
<https://www.humanitarianresponse.info>

Implemented by

