

## Introduction

This multi-sectoral needs assessment is part of a monthly data collection exercise which aims to gather information about needs and the humanitarian situation inside Syria. The factsheets present information collected in May 2018, referring to the situation in April 2018.

These factsheets present information at the community level for 14 sub-districts in Aleppo governorate. In Aleppo City, neighbourhood level data was collected and information is presented at this level\*. Selected key indicators for the following sectors are included in the factsheets: displacement, shelter, non-food items (NFIs), health, food security, water sanitation and hygiene (WASH) and education. The factsheets do not cover the entire range of indicators gathered in the questionnaire.


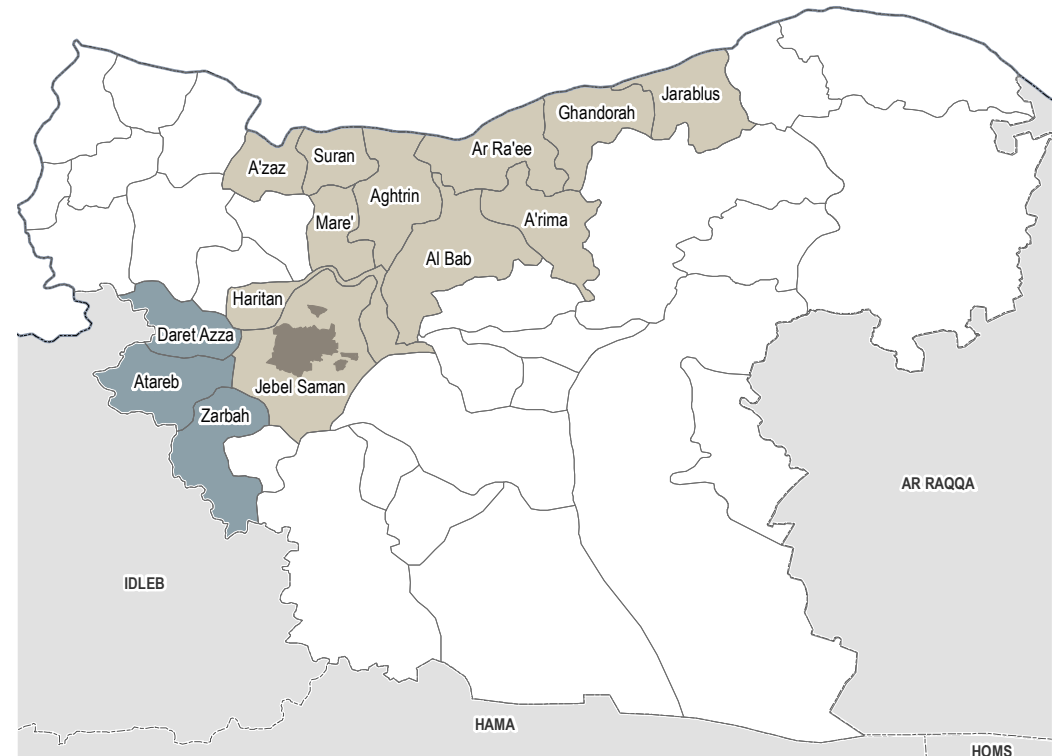
For full visualisation of all indicators collected, please see the SIMAWG Needs Identification Dynamic Reporting Tool, available here: <https://reach3.cern.ch/simawg/Default.aspx>.

## Methodology and limitations

These findings are based on data collected both directly and remotely (in Turkey) from Key Informants (KIs) residing in the communities assessed.

Information was collected from KIs in 217 communities in 14 sub-districts of Aleppo governorate. For each question asked, confidence levels were assigned based on the KIs area of expertise and knowledge of the sector-specific situation.

For a full description of the methodology, please see the Terms of Reference, available on the [REACH Resource Centre](#).



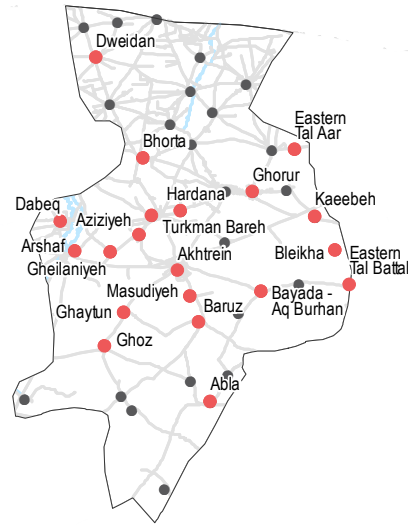
PDF: click on a sub-district name to directly access the relevant factsheet

### Displacement

- % of pre-conflict population remaining
- % of population that are female
- % of female-headed households
- IDPs living in village
- New IDP arrivals
- Returnees

Community	% of pre-conflict population remaining	% of population that are female	% of female-headed households	IDPs living in village	New IDP arrivals	Returnees
<b>Abla</b>	76-100%	26-50%	1-25%	Yes	No info	No
<b>Akhtrein</b>	76-100%	26-50%	1-25%	Yes	Yes	No
<b>Arshaf</b>	76-100%	26-50%	1-25%	Yes	No info	No
<b>Aziziyeh</b>	76-100%	26-50%	1-25%	Yes	Yes	No
<b>Baruz</b>	76-100%	26-50%	1-25%	Yes	No info	No

• 20/42 communities assessed (15 communities are shown on the next three factsheets): Abla, Akhtrein, Arshaf, Aziziyeh, Baruz



### Shelter

- Independent apartment or house
- Shared apartment or house
- Unfinished apartment or house
- Tent
- Private space not for shelter
- Cave/natural shelter
- Collective public space not for shelter
- No IDPs
- No information
- Min - Max: rent paid per room (where known)

Community	Most common shelter	NDPs	IDPs
<b>Abla</b>	Independent apartment or house	2000 - 3000 SYP	No info
<b>Aziziyeh</b>	Shared apartment or house	3000 - 5000 SYP	No info
<b>Akhtrein</b>	Unfinished apartment or house	No info	No info
<b>Baruz</b>	Tent	5000 - 8000 SYP	No info
<b>Arshaf</b>	Private space not for shelter	3000 - 5000 SYP	No info

### Livelihoods

- Most common sources of income
- Most common strategies used to cope with lack of income / resources

Community	Most common sources of income	Most common strategies used to cope with lack of income / resources
<b>Abla</b>	Stable employment Remittances	No info
<b>Akhtrein</b>	Stable employment Daily employment Remittances	No info
<b>Arshaf</b>	Stable employment Remittances Savings	Taking loans/buying on credit Borrowing from family/friends
<b>Aziziyeh</b>	Stable employment Support from family/friends Remittances	No info
<b>Baruz</b>	Stable employment Daily employment Business/trade	No info

### NFIs

Community	Most common electricity source	Fuel Prices (SYP)*	NFI Prices (SYP)*
<b>Abla</b>	Generator	B 5500 SYP, C NA, D 150 SYP, F 60000 SYP	Cement (50kg), Floor mat (3*4m), Plastic tarpaulin (1m <sup>2</sup> ), Tent (5 persons)
<b>Aziziyeh</b>	Generator	B 5500 SYP, C NA, D 150 SYP, F 60000 SYP	Cement (50kg), Floor mat (3*4m), Plastic tarpaulin (1m <sup>2</sup> ), Tent (5 persons)
<b>Akhtrein</b>	Main network	B 5500 SYP, C NA, D 150 SYP, F 60000 SYP	Cement (50kg), Floor mat (3*4m), Plastic tarpaulin (1m <sup>2</sup> ), Tent (5 persons)
<b>Baruz</b>	Generator	B 5500 SYP, C NA, D 150 SYP, F 60000 SYP	Cement (50kg), Floor mat (3*4m), Plastic tarpaulin (1m <sup>2</sup> ), Tent (5 persons)
<b>Arshaf</b>	Generator	B 5500 SYP, C NA, D 150 SYP, F 60000 SYP	Cement (50kg), Floor mat (3*4m), Plastic tarpaulin (1m <sup>2</sup> ), Tent (5 persons)

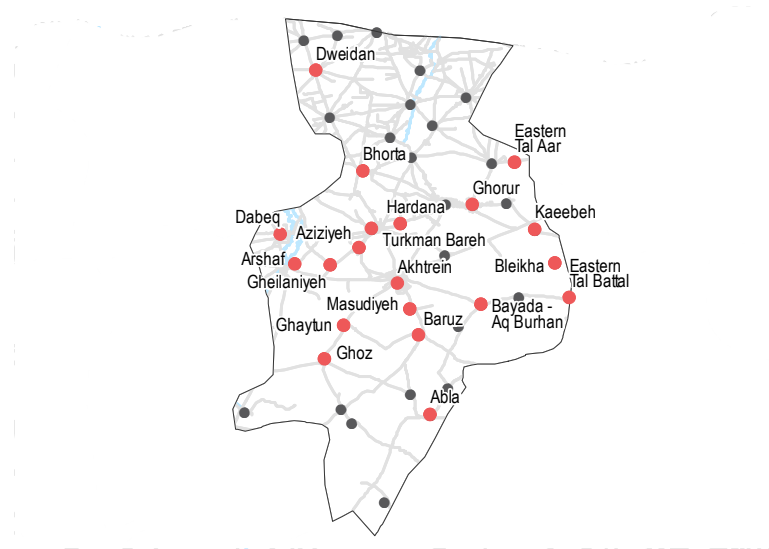
- Abla**: No lack of fuel
- Akhtrein**: No lack of fuel
- Aziziyeh**: No lack of fuel
- Arshaf**: No lack of fuel
- Baruz**: No lack of fuel

### WASH

- Most common water source**
- Water is safe to drink
  - Water tastes/smells bad
  - People sick after drinking
  - No information
- Sufficiency of available water to meet household needs**
- Sufficient
  - Insufficient
  - No information
- Most common method of garbage disposal**

- Abla**
- Closed well
  - Private paid collection
- Akhtrein**
- Network
  - Public free collection
- Arshaf**
- Network
  - Private paid collection
- Aziziyeh**
- Water trucking
  - Private paid collection
- Baruz**
- Network
  - Private paid collection

• 20/42 communities assessed (15 communities are shown on the next three factsheets): Abla, Akhtrein, Arshaf, Aziziyeh, Baruz



### Education

- Status of primary schools in village**
- Functioning
  - Not functioning
  - Not available
  - No information
- Barriers to accessing education services**

- Arshaf**  
Most children accessed education
- Aziziyeh**  
Most children accessed education
- Abla**  
Most children accessed education
- Baruz**  
Most children accessed education

- Akhtrein**  
Most children accessed education

### Health

- Most common health problems**
- Most common barriers to accessing healthcare**

Community	Most common health problems	Most common barriers to accessing healthcare
<b>Abla</b>	Chronic diseases Acute respiratory infections	No facilities in the area Security concerns around travel Lack of transportation
<b>Akhtrein</b>	Chronic diseases Acute respiratory infections	No difficulties reported
<b>Arshaf</b>	Disabilities Acute respiratory infections	No facilities in the area Lack of transportation
<b>Aziziyeh</b>	Chronic diseases Acute respiratory infections	No facilities in the area
<b>Baruz</b>	Disabilities Chronic diseases Acute respiratory infections	No facilities in the area

### Food Security

- Abla**
- Bread: no info
  - Rice: 350 SYP
  - Lentils: 350 SYP
  - Sugar: 325 SYP
  - Cooking oil: 550 SYP
  - Shops
  - No difficulties reported
  - Private bakeries unavailable
- Akhtrein**
- Bread: 100 SYP
  - Rice: 300 SYP
  - Lentils: 350 SYP
  - Sugar: 300 SYP
  - Cooking oil: 500 SYP
  - Public bakeries
  - No difficulties reported
  - Private bakeries unavailable
- Arshaf**
- Bread: 100 SYP
  - Rice: 350 SYP
  - Lentils: 350 SYP
  - Sugar: 325 SYP
  - Cooking oil: 550 SYP
  - Public bakeries
  - No difficulties reported
  - Private bakeries unavailable
- Aziziyeh**
- Bread: no info
  - Rice: 350 SYP
  - Lentils: 350 SYP
  - Sugar: 325 SYP
  - Cooking oil: 550 SYP
  - Shops
  - No difficulties reported
  - Private bakeries unavailable
- Baruz**
- Bread: 100 SYP
  - Rice: 350 SYP
  - Lentils: 350 SYP
  - Sugar: 325 SYP
  - Cooking oil: 550 SYP
  - Public bakeries
  - No difficulties reported
  - Private bakeries unavailable
- Main challenges to obtaining food**
- No challenges
  - Some foods unavailable
  - Local production decreased
  - Lack of access to markets
  - Some foods expensive
  - Lack of resources to buy food
  - Lack of access to fuel
  - Cooking fuel unavailable
  - No information
- Access to bread**
- Bread (public): 1 pack
  - Rice: 1kg
  - Lentils: 1 kg
  - Sugar: 1kg
  - Cooking oil: 1 litre
  - Most common source of bread
  - Most common barriers to accessing bread
  - Number of days, per month, where bread from private bakeries was unavailable



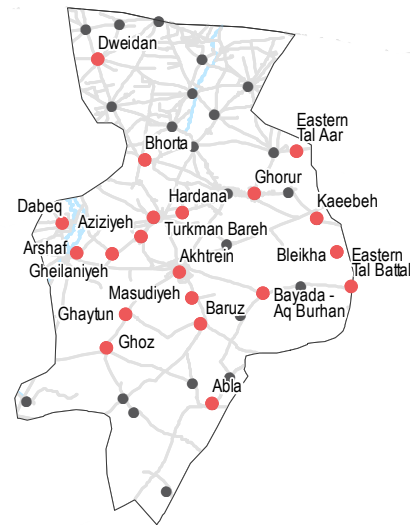


### Displacement

- % of pre-conflict population remaining
- % of population that are female
- % of female-headed households
- IDPs living in village
- New IDP arrivals
- Returnees

Sub-district	% of pre-conflict population remaining	% of population that are female	% of female-headed households	IDPs living in village	New IDP arrivals	Returnees
<b>Eastern Tal Aar</b>	76-100%	26-50%	1-25%	Yes	No info	No
<b>Eastern Tal Battal</b>	76-100%	26-50%	1-25%	Yes	No info	No
<b>Ghaytun</b>	76-100%	26-50%	1-25%	Yes	No info	No
<b>Gheilaniyeh</b>	76-100%	26-50%	1-25%	Yes	No info	No
<b>Ghorur</b>	76-100%	26-50%	1-25%	Yes	No info	No

• 20/42 communities assessed (10 communities are shown on the previous two factsheets, 5 communities are shown on the next factsheet): Eastern Tal Aar, Eastern Tal Battal, Ghaytun, Gheilaniyeh, Ghorur



### Shelter

- Independent apartment or house
- Shared apartment or house
- Unfinished apartment or house
- Tent
- Private space not for shelter
- Cave/natural shelter
- Collective public space not for shelter
- No IDPs
- No information
- Min - Max: rent paid per room (where known)

Sub-district	Most common shelter	NDPs	IDPs
<b>Eastern Tal Aar</b>	Independent apartment or house	3000 - 5000 SYP	No information
<b>Eastern Tal Battal</b>	Independent apartment or house	5000 - 8000 SYP	No information
<b>Ghaytun</b>	Independent apartment or house	3000 - 5000 SYP	No information
<b>Gheilaniyeh</b>	Independent apartment or house	4000 - 5000 SYP	No information
<b>Ghorur</b>	Independent apartment or house	4000 - 5000 SYP	No information

### Livelihoods

- Most common sources of income
- Most common strategies used to cope with lack of income / resources

Sub-district	Most common sources of income	Most common strategies used to cope with lack of income / resources
<b>Eastern Tal Aar</b>	Stable employment Daily employment Farm owning	No info
<b>Eastern Tal Battal</b>	Stable employment Daily employment Business/trade	No info
<b>Ghaytun</b>	Daily employment Farm owning Business/trade	No info
<b>Gheilaniyeh</b>	Daily employment Business/trade Remittances	Children sent to work/beg Borrowing from family/friends
<b>Ghorur</b>	Stable employment Daily employment Farm owning	No info

### NFIs

Sub-district	Most common electricity source	Fuel Prices (SYP)*	NFI Prices (SYP)*
<b>Eastern Tal Aar</b>	Generator	B 5500 SYP, C NA, D 175 SYP, F 60000 SYP	Cement (50kg), Floor mat (3*4m), Plastic tarpaulin (1m²), Tent (5 persons)
<b>Gheilaniyeh</b>	Generator	B 5500 SYP, C NA, D 175 SYP, F 60000 SYP	Cement (50kg), Floor mat (3*4m), Plastic tarpaulin (1m²), Tent (5 persons)
<b>Eastern Tal Battal</b>	Generator	B 5500 SYP, C NA, D 175 SYP, F 60000 SYP	Cement (50kg), Floor mat (3*4m), Plastic tarpaulin (1m²), Tent (5 persons)
<b>Ghorur</b>	Generator	B 5500 SYP, C NA, D 175 SYP, F 60000 SYP	Cement (50kg), Floor mat (3*4m), Plastic tarpaulin (1m²), Tent (5 persons)
<b>Ghaytun</b>	Generator	B 5500 SYP, C NA, D 175 SYP, F 55000 SYP	Cement (50kg), Floor mat (3*4m), Plastic tarpaulin (1m²), Tent (5 persons)

Sub-district	Most common strategies used to cope with a lack of fuel
<b>Eastern Tal Aar</b>	No lack of fuel
<b>Eastern Tal Battal</b>	No lack of fuel
<b>Gheilaniyeh</b>	No lack of fuel
<b>Ghaytun</b>	No lack of fuel
<b>Ghorur</b>	No lack of fuel

### WASH

- Most common water source**
- Status of water source**
- Water is safe to drink
  - Water tastes/smells bad
  - People sick after drinking
  - No information
- Sufficiency of available water to meet household needs**
- Sufficient
  - Insufficient
  - No information
- Most common method of garbage disposal**

#### Eastern Tal Aar

- Network
- Private paid collection

#### Eastern Tal Battal

- Network
- Private paid collection

#### Ghaytun

- Water trucking
- Public free collection

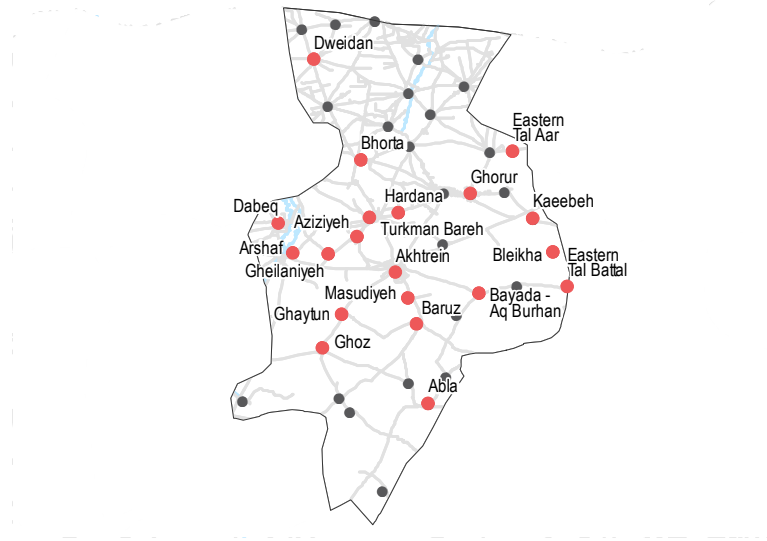
#### Gheilaniyeh

- Network
- Public free collection

#### Ghorur

- Network
- Private paid collection

- 20/42 communities assessed (10 communities are shown on the previous two factsheets, 5 communities are shown on the next factsheet): Eastern Tal Aar, Eastern Tal Battal, Ghaytun, Gheilaniyeh, Ghorur



### Education

- Status of primary schools in village**
- Functioning
  - Not functioning
  - Not available
  - No information
- Barriers to accessing education services**

#### Ghaytun

Most children accessed education

#### Gheilaniyeh

Most children accessed education

#### Ghorur

Most children accessed education

#### Eastern Tal Aar

Most children accessed education

#### Eastern Tal Battal

Most children accessed education

### Health

Most common health problems

Most common barriers to accessing healthcare

#### Eastern Tal Aar

Disabilities  
Skin diseases  
Chronic diseases

No facilities in the area

#### Eastern Tal Battal

Skin diseases  
Chronic diseases  
Acute respiratory infections

No facilities in the area

#### Ghaytun

Skin diseases  
Chronic diseases  
Severe diseases affecting those aged less than 5

No facilities in the area

#### Gheilaniyeh

Chronic diseases  
Acute respiratory infections  
Severe diseases affecting those aged less than 5

No facilities in the area

#### Ghorur

Chronic diseases  
Severe diseases affecting those aged less than 5

No facilities in the area

### Food Security

#### Eastern Tal Aar

- Bread: no info
- Rice: 350 SYP
- Lentils: 350 SYP
- Sugar: 350 SYP
- Cooking oil: 600 SYP
- Shops
- No difficulties reported
- Private bakeries unavailable

#### Eastern Tal Battal

- Bread: 100 SYP
- Rice: 350 SYP
- Lentils: 350 SYP
- Sugar: 325 SYP
- Cooking oil: 550 SYP
- Public bakeries
- No difficulties reported
- Private bakeries unavailable

#### Ghaytun

- Bread: no info
- Rice: 350 SYP
- Lentils: 350 SYP
- Sugar: 350 SYP
- Cooking oil: 600 SYP
- Shops
- No difficulties reported
- Private bakeries unavailable

#### Gheilaniyeh

- Bread: no info
- Rice: 350 SYP
- Lentils: 350 SYP
- Sugar: 350 SYP
- Cooking oil: 600 SYP
- Shops
- No difficulties reported
- Private bakeries unavailable

#### Ghorur

- Bread: no info
- Rice: 350 SYP
- Lentils: 350 SYP
- Sugar: 350 SYP
- Cooking oil: 550 SYP
- Shops
- No difficulties reported
- Private bakeries unavailable

Main challenges to obtaining food

- No challenges
- Some foods unavailable
- Local production decreased
- Lack of access to markets
- Some foods expensive
- Lack of resources to buy food
- Lack of access to fuel
- Cooking fuel unavailable
- No information

Bread (public): 1 pack  
 Rice: 1kg  
 Lentils: 1kg  
 Sugar: 1kg  
 Cooking oil: 1 litre

Access to bread

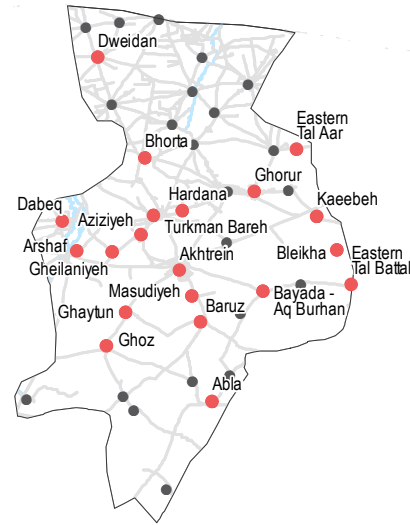
- Most common source of bread
- Most common barriers to accessing bread
- Number of days, per month, where bread from private bakeries was unavailable

### Displacement

- % of pre-conflict population remaining
- % of population that are female
- % of female-headed households
- IDPs living in village
- New IDP arrivals
- Returnees

Sub-district	% of pre-conflict population remaining	% of population that are female	% of female-headed households	IDPs living in village	New IDP arrivals	Returnees
<b>Ghoz</b>	76-100%	26-50%	1-25%	Yes	Yes	Yes
<b>Hardana</b>	76-100%	26-50%	1-25%	Yes	No info	No
<b>Kaeebeh</b>	76-100%	26-50%	1-25%	Yes	No info	No
<b>Masudiyeh</b>	76-100%	26-50%	1-25%	Yes	No info	No
<b>Turkman Bareh</b>	76-100%	26-50%	1-25%	Yes	Yes	No

•20/42 communities assessed (15 communities are shown on the previous three factsheets): Ghoz, Hardana, Kaeebeh, Masudiyeh, Turkman Bareh



### Shelter

- Independent apartment or house
- Shared apartment or house
- Unfinished apartment or house
- Tent
- Private space not for shelter
- Cave/natural shelter
- Collective public space not for shelter
- No IDPs
- No information
- Min - Max: rent paid per room (where known)

Sub-district	NDPs	IDPs	Min - Max: rent paid per room (where known)
<b>Ghoz</b>			3000 - 5000 SYP
<b>Masudiyeh</b>			5000 - 7000 SYP
<b>Hardana</b>			4000 - 5000 SYP
<b>Turkman Bareh</b>			No info
<b>Kaeebeh</b>			4000 - 5000 SYP

### Livelihoods

- Most common sources of income
- Most common strategies used to cope with lack of income / resources

Sub-district	Most common sources of income	Most common strategies used to cope with lack of income / resources
<b>Ghoz</b>	Stable employment Farm owning Business/trade	No info
<b>Hardana</b>	Stable employment Daily employment Sale of humanitarian aid	No info
<b>Kaeebeh</b>	Stable employment Farm owning Business/trade	No info
<b>Masudiyeh</b>	Daily employment Business/trade Remittances	No info
<b>Turkman Bareh</b>	Stable employment Remittances Sale of humanitarian aid	No info

### NFIs

Sub-district	Lightbulb icon	Lightbulb icon	Lightbulb icon	Lightbulb icon
<b>Ghoz</b>	B 5500 SYP	C NA	D 175 SYP	F 60000 SYP
<b>Masudiyeh</b>	B 5200 SYP	C NA	D 175 SYP	F 60000 SYP
<b>Hardana</b>	B 5500 SYP	C NA	D 175 SYP	F 60000 SYP
<b>Turkman Bareh</b>	B 5500 SYP	C NA	D 175 SYP	F 60000 SYP
<b>Kaeebeh</b>	B 5500 SYP	C NA	D 175 SYP	F 60000 SYP

- Most common electricity source
- Main network
- Generator
- No source
- Solar alternative
- Batteries
- No information
- Fuel Prices (SYP)\*
- B** Butane (cannister)
- C** Coal (1kg)
- D** Diesel (1 litre)
- F** Firewood (1 tonne)
- NFI Prices (SYP)\*
- Cement (50kg)
- Floor mat (3\*4m)
- Plastic tarpaulin (1m<sup>2</sup>)
- Tent (5 persons)
- NA: not available for purchase

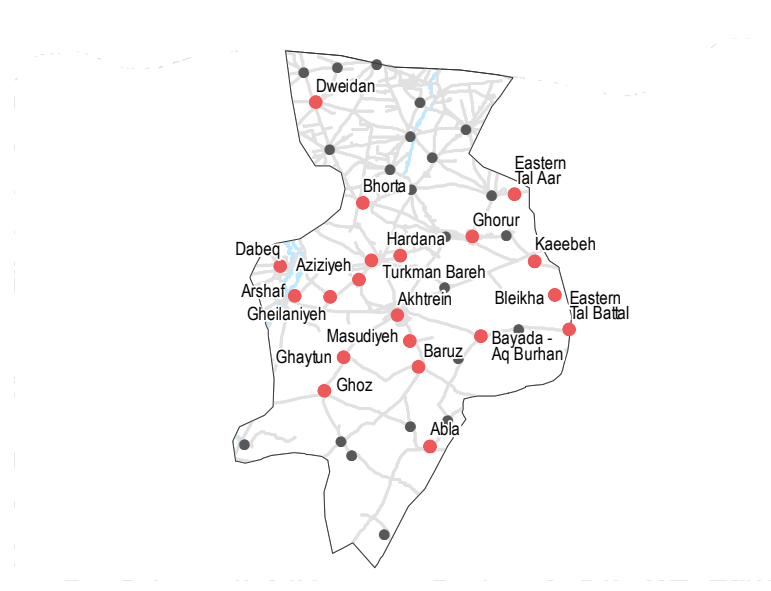
Sub-district	Flame icon	Flame icon	Flame icon	Flame icon
<b>Ghoz</b>	No lack of fuel			
<b>Hardana</b>	No lack of fuel			
<b>Masudiyeh</b>		No lack of fuel		
<b>Kaeebeh</b>	No lack of fuel			
<b>Turkman Bareh</b>			No lack of fuel	

### WASH

- Most common water source**
- Water is safe to drink
  - Water tastes/smells bad
  - People sick after drinking
  - No information
- Sufficiency of available water to meet household needs**
- Sufficient
  - Insufficient
  - No information
- Most common method of garbage disposal**

- Ghoz**
- Network
  - Left in street / public area
- Hardana**
- Network
  - Public free collection
- Kaeebeh**
- Network
  - Public free collection
- Masudiyeh**
- Network
  - Public free collection
- Turkman Bareh**
- Network
  - Private paid collection

•20/42 communities assessed (15 communities are shown on the previous three factsheets): Ghoz, Hardana, Kaeebeh, Masudiyeh, Turkman Bareh



### Education

- Status of primary schools in village**
- Functioning
  - Not functioning
  - Not available
  - No information
- Barriers to accessing education services**

- Kaeebeh**
- Most children accessed education
- Masudiyeh**
- Most children accessed education
- Ghoz**
- Most children accessed education
- Turkman Bareh**
- Most children accessed education

- Hardana**
- Most children accessed education

### Health

- Most common health problems**
- Disabilities
  - Chronic diseases
  - Acute respiratory infections
- Most common barriers to accessing healthcare**
- No facilities in the area

Community	Most common health problems	Most common barriers to accessing healthcare
<b>Ghoz</b>	Disabilities Chronic diseases Acute respiratory infections	No facilities in the area
<b>Hardana</b>	Skin diseases Chronic diseases Acute respiratory infections	No facilities in the area
<b>Kaeebeh</b>	Skin diseases Chronic diseases	No facilities in the area
<b>Masudiyeh</b>	Skin diseases Chronic diseases Fever	No facilities in the area
<b>Turkman Bareh</b>	Skin diseases Communicable diseases Severe diseases affecting those aged less than 5	No difficulties reported

### Food Security

- Ghoz**
- Bread: no info
  - Rice: 400 SYP
  - Lentils: 350 SYP
  - Sugar: 350 SYP
  - Cooking oil: 600 SYP
  - Shops
  - No difficulties reported
  - Private bakeries unavailable
- Hardana**
- Bread: no info
  - Rice: 350 SYP
  - Lentils: 350 SYP
  - Sugar: 350 SYP
  - Cooking oil: 550 SYP
  - Shops
  - No difficulties reported
  - Private bakeries unavailable
- Kaeebeh**
- Bread: no info
  - Rice: 350 SYP
  - Lentils: 350 SYP
  - Sugar: 350 SYP
  - Cooking oil: 550 SYP
  - Shops
  - No difficulties reported
  - Private bakeries unavailable
- Masudiyeh**
- Bread: no info
  - Rice: 400 SYP
  - Lentils: 350 SYP
  - Sugar: 350 SYP
  - Cooking oil: 600 SYP
  - Shops
  - No difficulties reported
  - Private bakeries unavailable
- Turkman Bareh**
- Bread: 100 SYP
  - Rice: 350 SYP
  - Lentils: 350 SYP
  - Sugar: 350 SYP
  - Cooking oil: 550 SYP
  - Public bakeries
  - No difficulties reported
  - Private bakeries unavailable

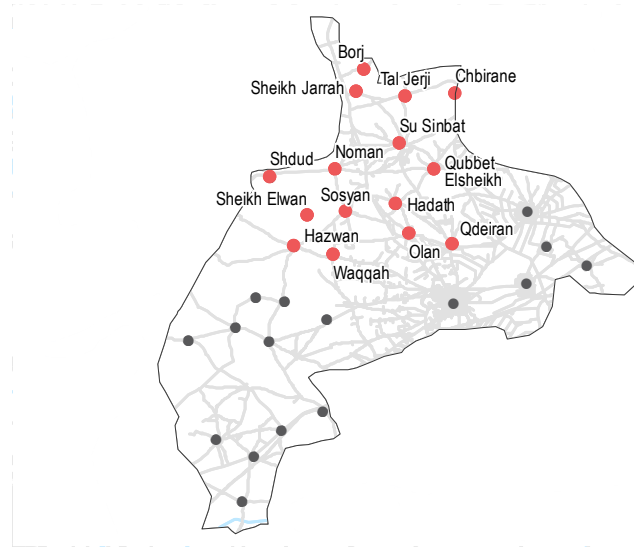
- Main challenges to obtaining food**
- No challenges
  - Some foods unavailable
  - Local production decreased
  - Lack of access to markets
  - Some foods expensive
  - Lack of resources to buy food
  - Lack of access to fuel
  - Cooking fuel unavailable
  - No information
- Bread (public): 1 pack**
- Rice: 1kg**
- Lentils: 1kg**
- Sugar: 1kg**
- Cooking oil: 1 litre**
- Access to bread**
- Most common source of bread
  - Most common barriers to accessing bread
  - Number of days, per month, where bread from private bakeries was unavailable

### Displacement

- % of pre-conflict population remaining
- % of population that are female
- % of female-headed households
- IDPs living in village
- New IDP arrivals
- Returnees

Community	% of pre-conflict population remaining	% of population that are female	% of female-headed households	IDPs living in village	New IDP arrivals	Returnees
<b>Borj</b>	26-50%	1-25%	1-25%	Yes	No	No
<b>Chbirane</b>	51-75%	1-25%	1-25%	Yes	No	No
<b>Hadath</b>	76-100%	1-25%	1-25%	Yes	No	No
<b>Hazwan</b>	76-100%	1-25%	1-25%	Yes	No	No
<b>Noman</b>	76-100%	1-25%	1-25%	Yes	No	No

• 15/30 communities assessed (10 communities are shown on the next two factsheets): Borj, Chbirane, Hadath, Hazwan, Noman



### Shelter

- Independent apartment or house
- Shared apartment or house
- Unfinished apartment or house
- Tent
- Private space not for shelter
- Cave/natural shelter
- Collective public space not for shelter
- No IDPs
- No information
- Min - Max: rent paid per room (where known)

Community	Most common shelter	NDPs	IDPs	Min - Max: rent paid per room (where known)
<b>Borj</b>	Independent apartment or house	No info	No info	
<b>Chbirane</b>	Independent apartment or house	No info	No info	
<b>Hadath</b>	Independent apartment or house	5000 - 5500 SYP	5000 - 5500 SYP	
<b>Hazwan</b>	Independent apartment or house	5000 - 5500 SYP	5000 - 5500 SYP	
<b>Noman</b>	Independent apartment or house	5000 - 5500 SYP	5000 - 5500 SYP	

### Livelihoods

Most common sources of income

Most common strategies used to cope with lack of income / resources

Community	Most common sources of income	Most common strategies used to cope with lack of income / resources
<b>Borj</b>	Stable employment Daily employment Farm owning	Children sent to work/beg
<b>Chbirane</b>	Stable employment Daily employment Farm owning	Children sent to work/beg
<b>Hadath</b>	Stable employment Daily employment Farm owning	Children sent to work/beg
<b>Hazwan</b>	Stable employment Daily employment Farm owning	Children sent to work/beg
<b>Noman</b>	Daily employment Farm owning	Children sent to work/beg

### NFIs

Community	Electricity source	Fuel Prices (SYP)*	NFI Prices (SYP)*
<b>Borj</b>	B 6600 SYP C NA D 220 SYP F NA	B 1600 SYP C NA D NA F NA	B 5500 SYP C NA D 225 SYP F NA
<b>Chbirane</b>	B 6200 SYP C NA D 225 SYP F NA	B 1700 SYP C NA D NA F NA	B 5500 SYP C NA D 225 SYP F NA
<b>Hadath</b>	B 6200 SYP C NA D 225 SYP F NA	B 1700 SYP C NA D NA F NA	B 5500 SYP C NA D 225 SYP F NA
<b>Hazwan</b>	B 6200 SYP C NA D 225 SYP F NA	B 1700 SYP C NA D NA F NA	B 5500 SYP C NA D 225 SYP F NA
<b>Noman</b>	B 6200 SYP C NA D 225 SYP F NA	B 1700 SYP C NA D NA F NA	B 5500 SYP C NA D 225 SYP F NA

- Most common electricity source
- Main network
  - Generator
  - No source
  - Solar alternative
  - Batteries
  - No information
- Fuel Prices (SYP)\*
- B** Butane (cannister)
  - C** Coal (1kg)
  - D** Diesel (1 litre)
  - F** Firewood (1 tonne)
- NFI Prices (SYP)\*
- Cement (50kg)
  - Floor mat (3\*4m)
  - Plastic tarpaulin (1m<sup>2</sup>)
  - Tent (5 persons)
- NA: not available for purchase

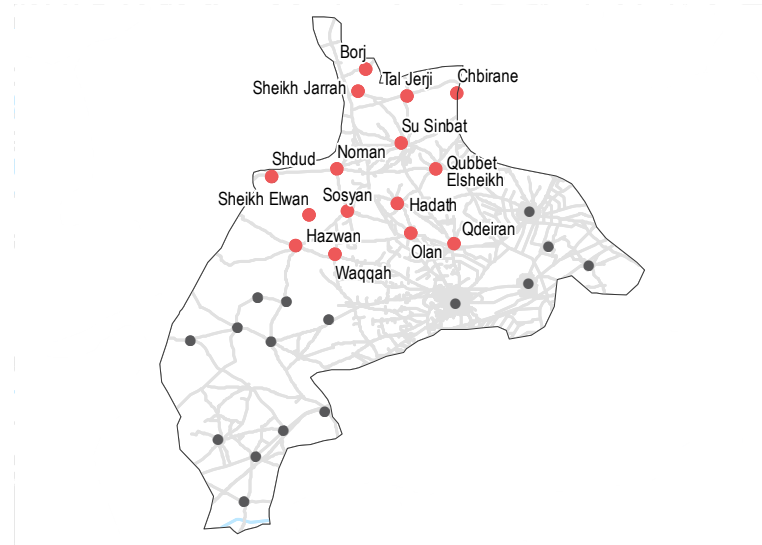
Community	Most common strategies used to cope with a lack of fuel
<b>Borj</b>	No lack of fuel
<b>Chbirane</b>	No lack of fuel
<b>Hazwan</b>	No lack of fuel
<b>Hadath</b>	No lack of fuel
<b>Noman</b>	No lack of fuel

### WASH

- Most common water source**
- Water is safe to drink
  - Water tastes/smells bad
  - People sick after drinking
  - No information
- Sufficiency of available water to meet household needs**
- Sufficient
  - Insufficient
  - No information
- Most common method of garbage disposal**
- Private paid collection

- Borj**
- Closed well
  - Public free collection
- Chbirane**
- Closed well
  - Public free collection
- Hadath**
- Water trucking
  - Private paid collection
- Hazwan**
- Water trucking
  - Private paid collection
- Noman**
- Water trucking
  - Private paid collection

• 15/30 communities assessed (10 communities are shown on the next two factsheets): Borj, Chbirane, Hadath, Hazwan, Noman



### Education

- Status of primary schools in village**
- Functioning
  - Not functioning
  - Not available
  - No information
- Barriers to accessing education services**
- Most children accessed education

- Hadath**
- Most children accessed education
- Hazwan**
- Most children accessed education
- Noman**
- Most children accessed education

- Borj**
- Most children accessed education
- Chbirane**
- Most children accessed education

### Health

- Most common health problems**
- Maternal health issues
  - Injuries
  - Severe diseases affecting those aged less than 5
- Most common barriers to accessing healthcare**
- High cost of transportation
  - Old age
  - Disability/Injuries/Illness

Community	Most common health problems	Most common barriers to accessing healthcare
<b>Borj</b>	Maternal health issues Injuries Severe diseases affecting those aged less than 5	High cost of transportation Old age Disability/Injuries/Illness
<b>Chbirane</b>	Pregnancy related diseases Acute respiratory infections Severe diseases affecting those aged less than 5	High cost of transportation Old age
<b>Hadath</b>	Maternal health issues Injuries Severe diseases affecting those aged less than 5	High cost of transportation Old age Disability/Injuries/Illness
<b>Hazwan</b>	Maternal health issues Injuries Severe diseases affecting those aged less than 5	High cost of transportation Old age Disability/Injuries/Illness
<b>Noman</b>	Pregnancy related diseases Injuries Severe diseases affecting those aged less than 5	High cost of transportation Old age Disability/Injuries/Illness

### Food Security

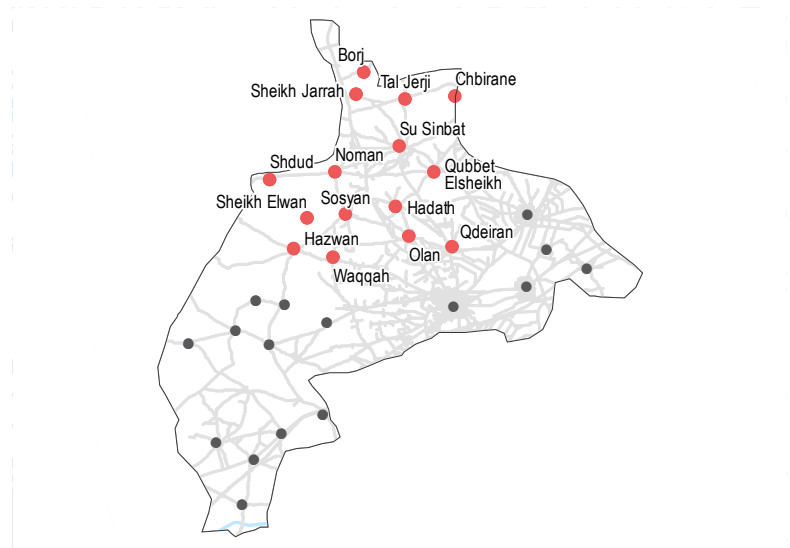
- Borj**
- Bread: no info
  - Rice: 500 SYP
  - Lentils: 350 SYP
  - Sugar: 320 SYP
  - Cooking oil: 550 SYP
  - Shops
  - No difficulties reported
  - Private bakeries unavailable
- Chbirane**
- Bread: no info
  - Rice: 500 SYP
  - Lentils: 350 SYP
  - Sugar: 325 SYP
  - Cooking oil: 500 SYP
  - Shops
  - No difficulties reported
  - Private bakeries unavailable
- Hadath**
- Bread: no info
  - Rice: 500 SYP
  - Lentils: 250 SYP
  - Sugar: 325 SYP
  - Cooking oil: 500 SYP
  - Shops
  - No difficulties reported
  - Private bakeries unavailable
- Hazwan**
- Bread: no info
  - Rice: 500 SYP
  - Lentils: 250 SYP
  - Sugar: 325 SYP
  - Cooking oil: 500 SYP
  - Private bakeries
  - No difficulties reported
  - 0
- Noman**
- Bread: no info
  - Rice: 450 SYP
  - Lentils: 250 SYP
  - Sugar: 300 SYP
  - Cooking oil: 550 SYP
  - Shops
  - No difficulties reported
  - Private bakeries unavailable
- Main challenges to obtaining food**
- No challenges
  - Some foods unavailable
  - Local production decreased
  - Lack of access to markets
  - Some foods expensive
  - Lack of resources to buy food
  - Lack of access to fuel
  - Cooking fuel unavailable
  - No information
- Bread (public): 1 pack**  
**Rice: 1kg**  
**Lentils: 1kg**  
**Sugar: 1kg**  
**Cooking oil: 1 litre**
- Access to bread**
- Most common source of bread
  - Most common barriers to accessing bread
  - Number of days, per month, where bread from private bakeries was unavailable

### Displacement

- % of pre-conflict population remaining
- % of population that are female
- % of female-headed households
- IDPs living in village
- New IDP arrivals
- Returnees

Community	% of pre-conflict population remaining	% of population that are female	% of female-headed households	IDPs living in village	New IDP arrivals	Returnees
<b>Olan</b>	76-100%	1-25%	1-25%	Yes	No	No
<b>Qdeiran</b>	76-100%	1-25%	1-25%	Yes	Yes	No
<b>Qubbet Elsheikh</b>	26-50%	1-25%	1-25%	Yes	No	No
<b>Shdud</b>	51-75%	1-25%	1-25%	Yes	No	No
<b>Sheikh Elwan</b>	76-100%	1-25%	1-25%	Yes	No	No

• 15/30 communities assessed (5 communities are shown on the previous factsheet, 4 communities are shown on the next factsheet): Olan, Qdeiran, Qubbet Elsheikh, Shdud, Sheikh Elwan



### Shelter

- Independent apartment or house
  - Shared apartment or house
  - Unfinished apartment or house
  - Tent
  - Private space not for shelter
  - Cave/natural shelter
  - Collective public space not for shelter
  - No IDPs
  - No information
- Min - Max: rent paid per room (where known)

Community	Most common shelter	NDPs	IDPs
<b>Olan</b>	Independent apartment or house	12000	15000 SYP
<b>Qdeiran</b>	Independent apartment or house	10000	15000 SYP
<b>Qubbet Elsheikh</b>	Independent apartment or house	3500	4000 SYP
<b>Shdud</b>	Independent apartment or house	5000	5500 SYP
<b>Sheikh Elwan</b>	Independent apartment or house	3500	4000 SYP

### Livelihoods

Community	Most common sources of income	Most common strategies used to cope with lack of income / resources
<b>Olan</b>	Stable employment Daily employment Farm owning	Children sent to work/beg
<b>Qdeiran</b>	Stable employment Daily employment Farm owning	Children sent to work/beg
<b>Qubbet Elsheikh</b>	Stable employment Daily employment Farm owning	Children sent to work/beg
<b>Shdud</b>	Stable employment Daily employment Farm owning	Children sent to work/beg
<b>Sheikh Elwan</b>	Stable employment Daily employment Farm owning	Children sent to work/beg

### NFIs

Community	Price (SYP)	Availability
<b>Olan</b>	B 6000 SYP	C NA, D 225 SYP, F NA
<b>Qdeiran</b>	B 5500 SYP	C NA, D 220 SYP, F NA
<b>Qubbet Elsheikh</b>	B 6000 SYP	C NA, D 235 SYP, F NA

- Most common electricity source
- Main network
  - Generator
  - No source
  - Solar alternative
  - Batteries
  - No information
- Fuel Prices (SYP)\*
- B** Butane (cannister)
  - C** Coal (1kg)
  - D** Diesel (1 litre)
  - F** Firewood (1 tonne)
- NFI Prices (SYP)\*
- Cement (50kg)
  - Floor mat (3\*4m)
  - Plastic tarpaulin (1m<sup>2</sup>)
  - Tent (5 persons)
- NA: not available for purchase

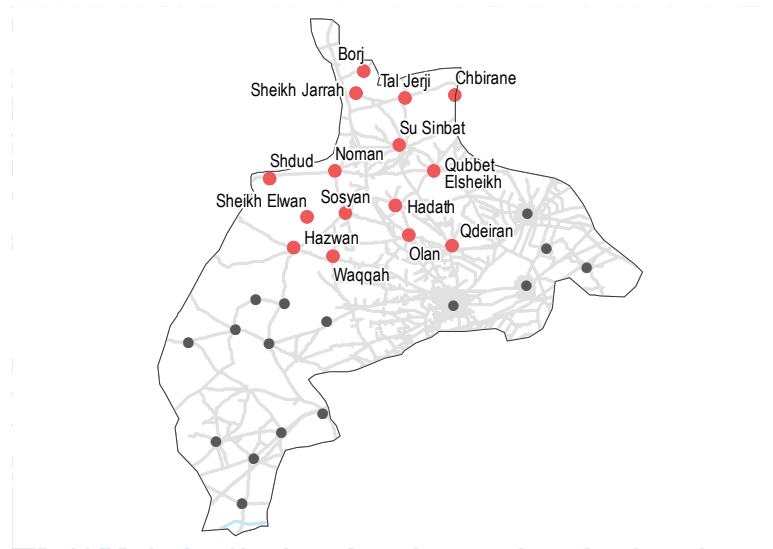
Community	Most common strategies used to cope with a lack of fuel
<b>Olan</b>	No lack of fuel
<b>Qdeiran</b>	No lack of fuel
<b>Qubbet Elsheikh</b>	No lack of fuel

### WASH

- Most common water source**
- Status of water source**
- Water is safe to drink
  - Water tastes/smells bad
  - People sick after drinking
  - No information
- Sufficiency of available water to meet household needs**
- Sufficient
  - Insufficient
  - No information
- Most common method of garbage disposal**

- Olan**
- Water trucking
  - Public free collection
- Qdeiran**
- Water trucking
  - Public free collection
- Qubbet Elsheikh**
- Water trucking
  - Public free collection
- Shdud**
- Water trucking
  - Private paid collection
- Sheikh Elwan**
- Water trucking
  - Public free collection

• 15/30 communities assessed (5 communities are shown on the previous factsheet, 4 communities are shown on the next factsheet): Olan, Qdeiran, Qubbet Elsheikh, Shdud, Sheikh Elwan



### Education

- Status of primary schools in village**
- Functioning
  - Not functioning
  - Not available
  - No information
- Barriers to accessing education services**

- Qubbet Elsheikh**
- Most children accessed education
- Shdud**
- Most children accessed education
- Sheikh Elwan**
- Most children accessed education

- Olan**
- Most children accessed education
- Qdeiran**
- Most children accessed education

### Health

- Most common health problems**
- Most common barriers to accessing healthcare**

Community	Most common health problems	Most common barriers to accessing healthcare
Olan	Maternal health issues Injuries Severe diseases affecting those aged less than 5	High cost of transportation Old age Disability/Injuries/Illness
Qdeiran	Maternal health issues Injuries Severe diseases affecting those aged less than 5	High cost of transportation Old age Disability/Injuries/Illness
Qubbet Elsheikh	Maternal health issues Acute respiratory infections Severe diseases affecting those aged less than 5	High cost of transportation Old age Disability/Injuries/Illness
Shdud	Maternal health issues Injuries Severe diseases affecting those aged less than 5	High cost of transportation Old age Disability/Injuries/Illness
Sheikh Elwan	Chronic diseases Severe diseases affecting those aged less than 5	High cost of transportation Old age Disability/Injuries/Illness

### Food Security

#### Olan

- Bread: no info
- Rice: 500 SYP
- Lentils: 350 SYP
- Sugar: 300 SYP
- Cooking oil: 500 SYP
- Shops
- No difficulties reported
- Private bakeries unavailable

#### Qdeiran

- Bread: no info
- Rice: 350 SYP
- Lentils: 350 SYP
- Sugar: 300 SYP
- Cooking oil: 600 SYP
- Shops
- No difficulties reported
- Private bakeries unavailable

#### Qubbet Elsheikh

- Bread: no info
- Rice: 500 SYP
- Lentils: 350 SYP
- Sugar: 320 SYP
- Cooking oil: 550 SYP
- Private bakeries
- No difficulties reported
- 0

#### Shdud

- Bread: no info
- Rice: 500 SYP
- Lentils: 300 SYP
- Sugar: 300 SYP
- Cooking oil: 500 SYP
- Private bakeries
- No difficulties reported
- 0

#### Sheikh Elwan

- Bread: no info
- Rice: 450 SYP
- Lentils: 300 SYP
- Sugar: 300 SYP
- Cooking oil: 550 SYP
- Shops
- No difficulties reported
- Private bakeries unavailable

#### Main challenges to obtaining food

- No challenges
- Some foods unavailable
- Local production decreased
- Lack of access to markets
- Some foods expensive
- Lack of resources to buy food
- Lack of access to fuel
- Cooking fuel unavailable
- No information

Bread (public): 1 pack  
 Rice: 1kg  
 Lentils: 1kg  
 Sugar: 1kg  
 Cooking oil: 1 litre

Access to bread

Most common source of bread

Most common barriers to accessing bread

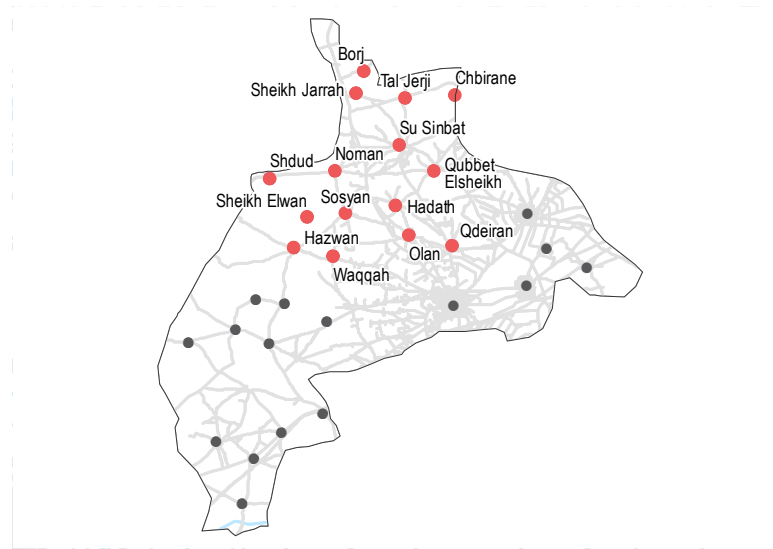
Number of days, per month, where bread from private bakeries was unavailable

### Displacement

- % of pre-conflict population remaining
- % of population that are female
- % of female-headed households
- IDPs living in village
- New IDP arrivals
- Returnees

Community	% of pre-conflict population remaining	% of population that are female	% of female-headed households	IDPs living in village	New IDP arrivals	Returnees
<b>Sheikh Jarrah</b>	76-100%	1-25%	1-25%	Yes	No	No
<b>Sosyan</b>	76-100%	1-25%	1-25%	Yes	No	No
<b>Su Sinbat</b>	26-50%	1-25%	1-25%	Yes	No	No
<b>Tal Jerji</b>	26-50%	1-25%	1-25%	Yes	No	No
<b>Waqqah</b>	26-50%	1-25%	1-25%	Yes	Yes	No

• 15/30 communities assessed (10 communities are shown on the previous two factsheets): Sheikh Jarrah, Sosyan, Su Sinbat, Tal Jerji, Waqqah



### Shelter

- Most common shelter
- Independent apartment or house
- Shared apartment or house
- Unfinished apartment or house
- Tent
- Private space not for shelter
- Cave/natural shelter
- Collective public space not for shelter
- No IDPs
- No information
- Min - Max: rent paid per room (where known)

Community	Most common shelter	NDPs	IDPs
<b>Sheikh Jarrah</b>	Independent apartment or house	5000 - 6000 SYP	3000 - 3500 SYP
<b>Tal Jerji</b>	Tent	3000 - 3500 SYP	3000 - 3500 SYP
<b>Sosyan</b>	Independent apartment or house	10000 - 15000 SYP	3500 - 4000 SYP
<b>Waqqah</b>	Independent apartment or house	3500 - 4000 SYP	3500 - 4000 SYP
<b>Su Sinbat</b>	No IDPs	3000 - 3500 SYP	3000 - 3500 SYP

### Livelihoods

- Most common sources of income
- Most common strategies used to cope with lack of income / resources

Community	Most common sources of income	Most common strategies used to cope with lack of income / resources
<b>Sheikh Jarrah</b>	Daily employment Farm owning Remittances	Children sent to work/beg
<b>Sosyan</b>	Stable employment Daily employment Farm owning	Children sent to work/beg
<b>Su Sinbat</b>	Stable employment Daily employment Farm owning	Children sent to work/beg
<b>Tal Jerji</b>	Stable employment Daily employment Farm owning	Children sent to work/beg
<b>Waqqah</b>	Stable employment Daily employment Farm owning	Children sent to work/beg

### NFIs

Community	Electricity source	Fuel Prices (SYP)*	NFI Prices (SYP)*
<b>Sheikh Jarrah</b>	B 5500 SYP C NA D 225 SYP F NA	B 6000 SYP C NA D 200 SYP F NA	B 5500 SYP C NA D 225 SYP F NA
<b>Tal Jerji</b>	B 6000 SYP C NA D 200 SYP F NA	B 1650 SYP C NA D NA F NA	B 6200 SYP C NA D 220 SYP F NA
<b>Sosyan</b>	B 5500 SYP C NA D 225 SYP F NA	B 6200 SYP C NA D 220 SYP F NA	B 5500 SYP C NA D 225 SYP F NA
<b>Waqqah</b>	B 6200 SYP C NA D 220 SYP F NA	B 1600 SYP C NA D NA F NA	B 5500 SYP C NA D 225 SYP F NA
<b>Su Sinbat</b>	B 5500 SYP C NA D 225 SYP F NA	B 6200 SYP C NA D 220 SYP F NA	B 5500 SYP C NA D 225 SYP F NA

- Most common electricity source
- Main network
- Generator
- No source
- Solar alternative
- Batteries
- No information
- Fuel Prices (SYP)\*
- B** Butane (cannister)
- C** Coal (1kg)
- D** Diesel (1 litre)
- F** Firewood (1 tonne)
- NFI Prices (SYP)\*
- Cement (50kg)
- Floor mat (3\*4m)
- Plastic tarpaulin (1m<sup>2</sup>)
- Tent (5 persons)
- NA: not available for purchase

Community	Most common strategies used to cope with a lack of fuel
<b>Sheikh Jarrah</b>	No lack of fuel
<b>Sosyan</b>	No lack of fuel
<b>Tal Jerji</b>	No lack of fuel
<b>Su Sinbat</b>	No lack of fuel
<b>Waqqah</b>	No lack of fuel

### WASH

- Most common water source**
- Status of water source**
- Water is safe to drink
  - Water tastes/smells bad
  - People sick after drinking
  - No information
- Sufficiency of available water to meet household needs**
- Sufficient
  - Insufficient
  - No information
- Most common method of garbage disposal**

#### Sheikh Jarrah

- Water trucking
- Private paid collection

#### Sosyan

- Network
- Private paid collection

#### Su Sinbat

- Water trucking
- Private paid collection

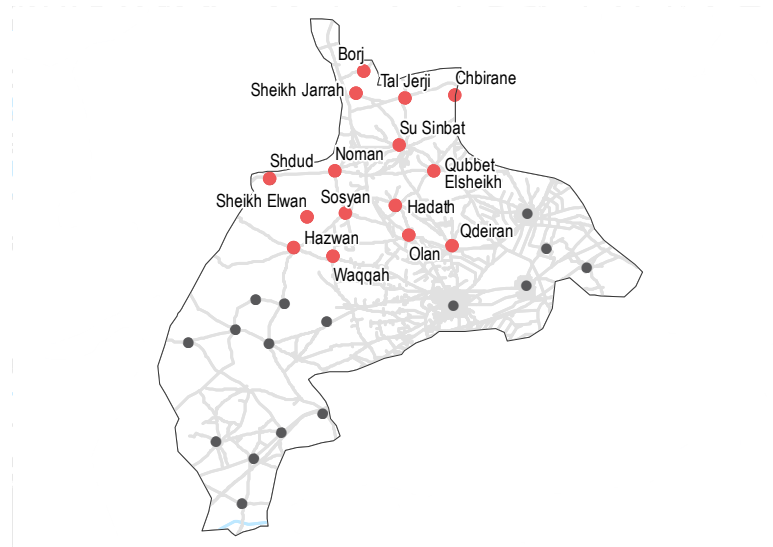
#### Tal Jerji

- Water trucking
- Public free collection

#### Waqqah

- Water trucking
- Private paid collection

- 15/30 communities assessed (10 communities are shown on the previous two factsheets): Sheikh Jarrah, Sosyan, Su Sinbat, Tal Jerji, Waqqah



### Education

- Status of primary schools in village**
- Functioning
  - Not functioning
  - Not available
  - No information
- Barriers to accessing education services**

#### Su Sinbat

Most children accessed education

#### Tal Jerji

Most children accessed education

#### Sheikh Jarrah

Most children accessed education

#### Sosyan

Most children accessed education

#### Waqqah

Most children accessed education

### Health

- Most common health problems**

- Most common barriers to accessing healthcare**

#### Sheikh Jarrah

- Chronic diseases
- Pregnancy related diseases
- Severe diseases affecting those aged less than 5

- High cost of transportation
- Disability/Injuries/Illness

#### Sosyan

- Disabilities
- Severe diseases affecting those aged less than 5

- No difficulties reported

#### Su Sinbat

- Disabilities
- Severe diseases affecting those aged less than 5

- High cost of transportation
- Old age
- Services are too expensive

#### Tal Jerji

- Maternal health issues
- Acute respiratory infections
- Severe diseases affecting those aged less than 5

- High cost of transportation
- Old age

#### Waqqah

- Injuries
- Severe diseases affecting those aged less than 5

- High cost of transportation
- Old age

### Food Security

#### Sheikh Jarrah

- Bread: no info
- Rice: 500 SYP
- Lentils: 325 SYP
- Sugar: 300 SYP
- Cooking oil: 500 SYP
- Shops
- No difficulties reported
- Private bakeries unavailable

#### Sosyan

- Bread: no info
- Rice: 500 SYP
- Lentils: 250 SYP
- Sugar: 325 SYP
- Cooking oil: 500 SYP
- Private bakeries
- No difficulties reported
- 0

#### Su Sinbat

- Bread: no info
- Rice: 500 SYP
- Lentils: 250 SYP
- Sugar: 320 SYP
- Cooking oil: 500 SYP
- Shops
- No difficulties reported
- Private bakeries unavailable

#### Tal Jerji

- Bread: no info
- Rice: 500 SYP
- Lentils: 350 SYP
- Sugar: 300 SYP
- Cooking oil: 500 SYP
- Shops
- No difficulties reported
- Private bakeries unavailable

#### Waqqah

- Bread: no info
- Rice: 450 SYP
- Lentils: 325 SYP
- Sugar: 310 SYP
- Cooking oil: 550 SYP
- Shops
- No difficulties reported
- Private bakeries unavailable

**Main challenges to obtaining food**

- No challenges
- Some foods unavailable
- Local production decreased
- Lack of access to markets
- Some foods expensive
- Lack of resources to buy food
- Lack of access to fuel
- Cooking fuel unavailable
- No information

Bread (public): 1 pack  
 Rice: 1kg  
 Lentils: 1kg  
 Sugar: 1kg  
 Cooking oil: 1 litre

**Access to bread**

- Most common source of bread
- Most common barriers to accessing bread
- Number of days, per month, where bread from private bakeries was unavailable

# A'rima, Aleppo Governorate

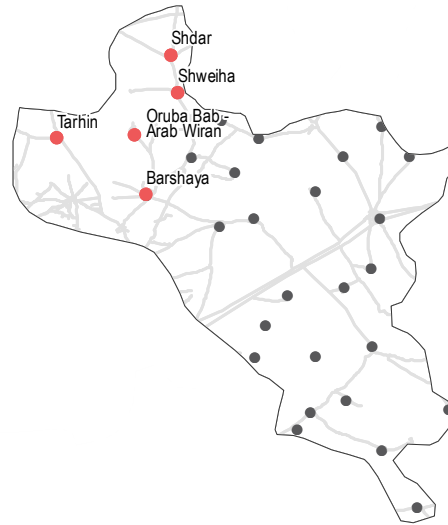
# April 2018

## Displacement

- % of pre-conflict population remaining
- % of population that are female
- % of female-headed households
- IDPs living in village
- New IDP arrivals
- Returnees

Community	% of pre-conflict population remaining	% of population that are female	% of female-headed households	IDPs living in village	New IDP arrivals	Returnees
<b>Barshaya</b>	76-100%	1-25%	1-25%	Yes	No	No
<b>Oruba Bab Arab Wiran</b>	76-100%	1-25%	1-25%	Yes	No	No
<b>Shdar</b>	76-100%	1-25%	1-25%	Yes	No	No
<b>Shweiha</b>	1-25%	1-25%	1-25%	Yes	No	No
<b>Tarhin</b>	None	1-25%	1-25%	Yes	No	No

• 5/30 communities assessed : Barshaya, Oruba Bab Arab Wiran, Shdar, Shweiha, Tarhin



## Shelter

- Independent apartment or house
- Shared apartment or house
- Unfinished apartment or house
- Tent
- Private space not for shelter
- Cave/natural shelter
- Collective public space not for shelter
- No IDPs
- No information
- Min - Max: rent paid per room (where known)

Community	NDPs	IDPs
<b>Barshaya</b>		
<b>Shweiha</b>		
<b>Oruba Bab Arab Wiran</b>		
<b>Tarhin</b>		
<b>Shdar</b>		

## Livelihoods

- Most common sources of income
- Most common strategies used to cope with lack of income / resources

Community	Most common sources of income	Most common strategies used to cope with lack of income / resources
<b>Barshaya</b>	Stable employment Daily employment Farm owning	Children sent to work/beg
<b>Oruba Bab Arab Wiran</b>	Stable employment Daily employment Farm owning	Children sent to work/beg
<b>Shdar</b>	Stable employment Daily employment Farm owning	Children sent to work/beg
<b>Shweiha</b>	Stable employment Daily employment Farm owning	Children sent to work/beg
<b>Tarhin</b>	Daily employment Begging Business/trade	Children sent to work/beg

## NFIs

Community	Price (SYP)	Price (SYP)
<b>Barshaya</b>	B 5500 SYP	B 6000 SYP
<b>Shweiha</b>	B 6000 SYP	B 6000 SYP
<b>Oruba Bab Arab Wiran</b>	B 6000 SYP	B 6000 SYP
<b>Tarhin</b>	B 6000 SYP	B 6000 SYP
<b>Shdar</b>	B 5500 SYP	B 5500 SYP

- Most common electricity source
- Main network
- Generator
- No source
- Solar alternative
- Batteries
- No information
- Fuel Prices (SYP)\*
- B** Butane (cannister)
- C** Coal (1kg)
- D** Diesel (1 litre)
- F** Firewood (1 tonne)
- NFI Prices (SYP)\*
- Cement (50kg)
- Floor mat (3\*4m)
- Plastic tarpaulin (1m<sup>2</sup>)
- Tent (5 persons)
- NA: not available for purchase

Community	Most common strategies used to cope with a lack of fuel
<b>Barshaya</b>	No lack of fuel
<b>Oruba Bab Arab Wiran</b>	No lack of fuel
<b>Shweiha</b>	No lack of fuel
<b>Shdar</b>	No lack of fuel
<b>Tarhin</b>	No lack of fuel

# A'rima, Aleppo Governorate

# April 2018

## WASH

- Most common water source
- Status of water source
  - Water is safe to drink
  - Water tastes/smells bad
  - People sick after drinking
  - No information
- Sufficiency of available water to meet household needs
  - Sufficient
  - Insufficient
  - No information
- Most common method of garbage disposal

### Barshaya

- Water trucking
- Private paid collection

### Oruba Bab Arab Wiran

- Water trucking
- Private paid collection

### Shdar

- Closed well
- Public free collection

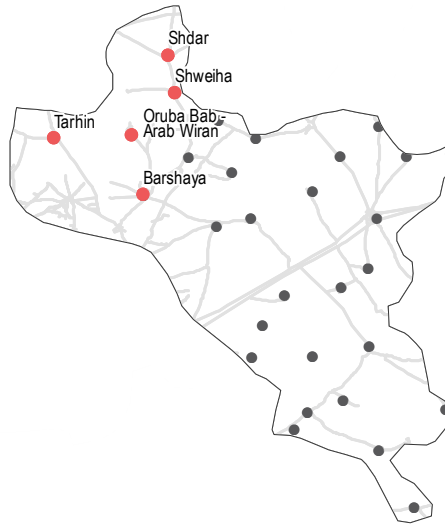
### Shweiha

- Water trucking
- Public free collection

### Tarhin

- Water trucking
- Buried / burned

• 5/30 communities assessed : Barshaya, Oruba Bab Arab Wiran, Shdar, Shweiha, Tarhin



## Education

- Status of primary schools in village
  - Functioning
  - Not functioning
  - Not available
  - No information
- Barriers to accessing education services

### Shdar

Most children accessed education

### Shweiha

Most children accessed education

### Barshaya

Most children accessed education

### Tarhin

Most children accessed education

### Oruba Bab Arab Wiran

Most children accessed education

## Health

### Most common health problems

### Most common barriers to accessing healthcare

### Barshaya

Skin diseases  
Acute respiratory infections  
Severe diseases affecting those aged less than 5

High cost of transportation  
Old age  
Disability/Injuries/Illness

### Oruba Bab Arab Wiran

Chronic diseases  
Injuries  
Severe diseases affecting those aged less than 5

High cost of transportation  
Old age  
Disability/Injuries/Illness

### Shdar

Maternal health issues  
Injuries  
Severe diseases affecting those aged less than 5

High cost of transportation  
Old age  
Disability/Injuries/Illness

### Shweiha

Maternal health issues  
Injuries  
Severe diseases affecting those aged less than 5

High cost of transportation  
Old age

### Tarhin

Maternal health issues  
Acute respiratory infections  
Severe diseases affecting those aged less than 5

High cost of transportation  
Old age  
Disability/Injuries/Illness

## Food Security

### Barshaya



Bread: no info  
Rice: 300 SYP  
Lentils: 350 SYP  
Sugar: 300 SYP  
Cooking oil: 500 SYP



No difficulties reported

Private bakeries unavailable

### Oruba Bab Arab Wiran



Bread: no info  
Rice: 500 SYP  
Lentils: 350 SYP  
Sugar: 350 SYP  
Cooking oil: 550 SYP



No difficulties reported

Private bakeries unavailable

### Shdar



Bread: no info  
Rice: 300 SYP  
Lentils: 300 SYP  
Sugar: 325 SYP  
Cooking oil: 450 SYP



No difficulties reported

Private bakeries unavailable

### Shweiha



Bread: no info  
Rice: 550 SYP  
Lentils: 350 SYP  
Sugar: 320 SYP  
Cooking oil: 650 SYP



No difficulties reported

Private bakeries unavailable

### Tarhin



Bread: no info  
Rice: 300 SYP  
Lentils: 350 SYP  
Sugar: 300 SYP  
Cooking oil: 500 SYP



No difficulties reported

Private bakeries unavailable

### Main challenges to obtaining food

- No challenges
- Some foods unavailable
- Local production decreased
- Lack of access to markets
- Some foods expensive
- Lack of resources to buy food
- Lack of access to fuel
- Cooking fuel unavailable
- No information

Bread (public): 1 pack  
Rice: 1kg  
Lentils: 1kg  
Sugar: 1kg  
Cooking oil: 1 litre

### Access to bread

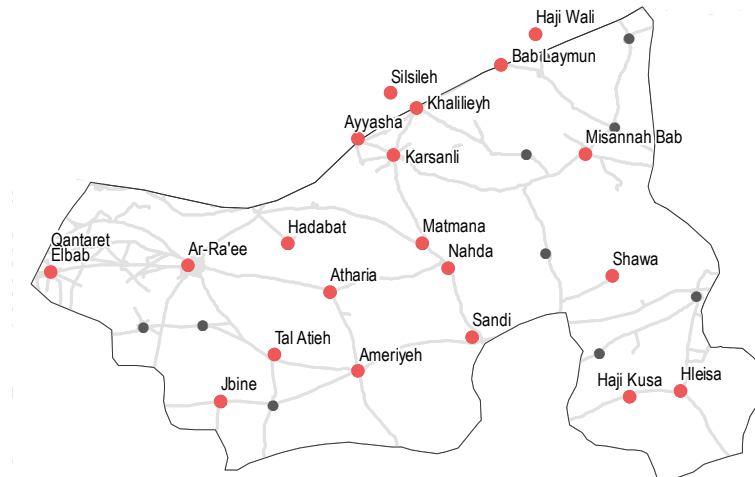
- Most common source of bread
- Most common barriers to accessing bread
- Number of days, per month, where bread from private bakeries was unavailable

### Displacement

- % of pre-conflict population remaining
- % of population that are female
- % of female-headed households
- IDPs living in village
- New IDP arrivals
- Returnees

Community	% of pre-conflict population remaining	% of population that are female	% of female-headed households	IDPs living in village	New IDP arrivals	Returnees
<b>Ameriyeh</b>	76-100%	51-75%	1-25%	Yes	No	No
<b>Ar Ra'ee</b>	26-50%	51-75%	1-25%	Yes	Yes	No
<b>Atharia</b>	76-100%	51-75%	1-25%	Yes	No	No
<b>Ayyasha</b>	76-100%	51-75%	1-25%	Yes	No	No
<b>Bab Laymun</b>	76-100%	51-75%	1-25%	Yes	No	No

• 20/29 communities assessed (15 communities are shown on the next three factsheets): Ameriyeh, Ar Ra'ee, Atharia, Ayyasha, Bab Laymun



### Shelter

- Independent apartment or house
- Shared apartment or house
- Unfinished apartment or house
- Tent
- Private space not for shelter
- Cave/natural shelter
- Collective public space not for shelter
- No IDPs
- No information
- Min - Max: rent paid per room (where known)

Community	NDPs	IDPs
<b>Ameriyeh</b>		
<b>Ar Ra'ee</b>		
<b>Atharia</b>		
<b>Ayyasha</b>	No info	No info
<b>Bab Laymun</b>		

7000 - 8000 SYP

### Livelihoods

- Most common sources of income
- Most common strategies used to cope with lack of income / resources

Community	Most common sources of income	Most common strategies used to cope with lack of income / resources
<b>Ameriyeh</b>	Daily employment Farm owning Business/trade	Borrowing from family/friends
<b>Ar Ra'ee</b>	Stable employment Daily employment Business/trade	Children sent to work/beg Borrowing from family/friends
<b>Atharia</b>	Farm owning Business/trade Savings	Borrowing from family/friends
<b>Ayyasha</b>	Farm owning Business/trade Remittances	No info
<b>Bab Laymun</b>	Daily employment Farm owning Business/trade	Children sent to work/beg Borrowing from family/friends Reducing meal size

### NFIs

Community	B	C	D	F
<b>Ameriyeh</b>	6500 SYP	NA	200 SYP	NA
<b>Ar Ra'ee</b>	6000 SYP	NA	200 SYP	NA
<b>Atharia</b>	6800 SYP	NA	200 SYP	NA
<b>Ayyasha</b>	6500 SYP	NA	200 SYP	NA
<b>Bab Laymun</b>	6300 SYP	NA	200 SYP	NA

- Most common electricity source
  - Main network
  - Generator
  - No source
  - Solar alternative
  - Batteries
  - No information
- Fuel Prices (SYP)\*
  - B** Butane (cannister)
  - C** Coal (1kg)
  - D** Diesel (1 litre)
  - F** Firewood (1 tonne)
- NFI Prices (SYP)\*
  - Cement (50kg)
  - Floor mat (3\*4m)
  - Plastic tarpaulin (1m<sup>2</sup>)
  - Tent (5 persons)
- NA: not available for purchase

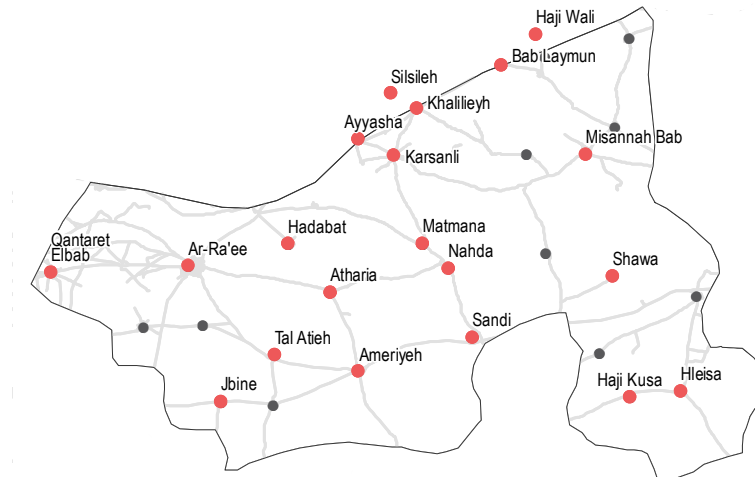
Community	Most common strategies used to cope with a lack of fuel
<b>Ameriyeh</b>	No lack of fuel
<b>Ar Ra'ee</b>	No lack of fuel
<b>Atharia</b>	No lack of fuel
<b>Ayyasha</b>	No lack of fuel
<b>Bab Laymun</b>	No lack of fuel

### WASH

- Most common water source**
- Water is safe to drink
  - Water tastes/smells bad
  - People sick after drinking
  - No information
- Sufficiency of available water to meet household needs**
- Sufficient
  - Insufficient
  - No information
- Most common method of garbage disposal**
- Disposed at designated site
  - Private paid collection

- Ameriyeh**
- Closed well
  - Disposed at designated site
- Ar Ra'ee**
- Network
  - Public free collection
- Atharia**
- Network
  - Disposed at designated site
- Ayyasha**
- Network
  - Private paid collection
- Bab Laymun**
- Network
  - Private paid collection

• 20/29 communities assessed (15 communities are shown on the next three factsheets): Ameriyeh, Ar Ra'ee, Atharia, Ayyasha, Bab Laymun



### Education

- Status of primary schools in village**
- Functioning
  - Not functioning
  - Not available
  - No information
- Barriers to accessing education services**
- No facilities in the area
  - High cost of transportation
  - Old age

- Atharia**
- Lack of teaching staff
  - Lack of school supplies
- Ayyasha**
- Services are too far
- Bab Laymun**
- Lack of teaching staff
  - Services are too far

- Ameriyeh**
- Lack of teaching staff
  - Lack of school supplies
- Ar Ra'ee**
- Most children accessed education

### Health

	Most common health problems	Most common barriers to accessing healthcare
<b>Ameriyeh</b>	Chronic diseases Pregnancy related diseases Severe diseases affecting those aged less than 5	No facilities in the area High cost of transportation Old age
<b>Ar Ra'ee</b>	Pregnancy related diseases Maternal health issues Severe diseases affecting those aged less than 5	No difficulties reported
<b>Atharia</b>	Chronic diseases Pregnancy related diseases Severe diseases affecting those aged less than 5	No facilities in the area
<b>Ayyasha</b>	Chronic diseases Pregnancy related diseases Severe diseases affecting those aged less than 5	No facilities in the area High cost of transportation
<b>Bab Laymun</b>	Chronic diseases Pregnancy related diseases Severe diseases affecting those aged less than 5	No facilities in the area

### Food Security

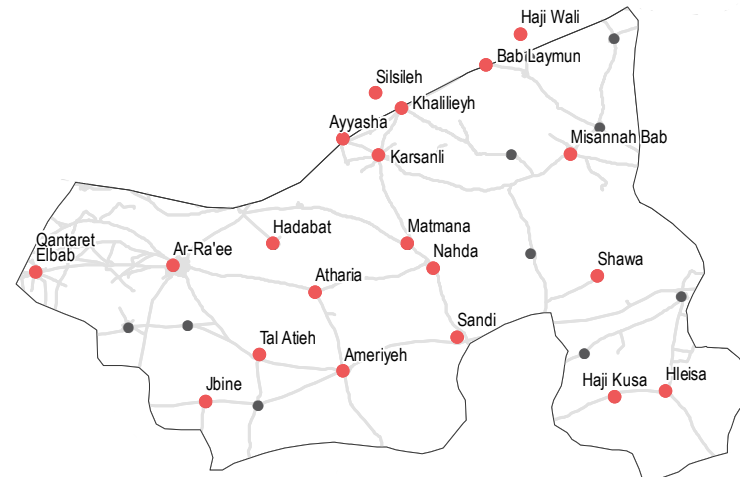
- Ameriyeh**
- Bread: no info
  - Rice: 450 SYP
  - Lentils: 325 SYP
  - Sugar: 325 SYP
  - Cooking oil: 425 SYP
  - Shops
  - No difficulties reported
  - Private bakeries unavailable
- Ar Ra'ee**
- Bread: 100 SYP
  - Rice: 400 SYP
  - Lentils: 300 SYP
  - Sugar: 300 SYP
  - Cooking oil: 400 SYP
  - Public bakeries
  - No difficulties reported
  - Private bakeries unavailable
- Atharia**
- Bread: no info
  - Rice: 500 SYP
  - Lentils: 325 SYP
  - Sugar: 350 SYP
  - Cooking oil: 500 SYP
  - Shops
  - No difficulties reported
  - Private bakeries unavailable
- Ayyasha**
- Bread: no info
  - Rice: 400 SYP
  - Lentils: 350 SYP
  - Sugar: 325 SYP
  - Cooking oil: 450 SYP
  - Shops
  - No difficulties reported
  - Private bakeries unavailable
- Bab Laymun**
- Bread: 100 SYP
  - Rice: 450 SYP
  - Lentils: 325 SYP
  - Sugar: 325 SYP
  - Cooking oil: 450 SYP
  - Shops
  - No difficulties reported
  - Private bakeries unavailable
- Main challenges to obtaining food**
- No challenges
  - Some foods unavailable
  - Local production decreased
  - Lack of access to markets
  - Some foods expensive
  - Lack of resources to buy food
  - Lack of access to fuel
  - Cooking fuel unavailable
  - No information
- Bread (public): 1 pack**  
**Rice: 1kg**  
**Lentils: 1kg**  
**Sugar: 1kg**  
**Cooking oil: 1 litre**
- Access to bread**
- Most common source of bread
  - Most common barriers to accessing bread
  - Number of days, per month, where bread from private bakeries was unavailable

### Displacement

- % of pre-conflict population remaining
- % of population that are female
- % of female-headed households
- IDPs living in village
- New IDP arrivals
- Returnees

Community	% of pre-conflict population remaining	% of population that are female	% of female-headed households	IDPs living in village	New IDP arrivals	Returnees
<b>Hadabat</b>	76-100%	51-75%	1-25%	Yes	No	No
<b>Haji Kusa</b>	76-100%	51-75%	1-25%	Yes	No	No
<b>Haji Wali</b>	76-100%	51-75%	1-25%	Yes	No	No
<b>Hleisa</b>	51-75%	51-75%	1-25%	Yes	No	No
<b>Jbine</b>	76-100%	26-50%	1-25%	Yes	Yes	No

• 20/29 communities assessed (5 communities are shown on the previous factsheet, 10 communities are shown on the next two factsheets): Hadabat, Haji Kusa, Haji Wali, Hleisa, Jbine



### Shelter

- Independent apartment or house
- Shared apartment or house
- Unfinished apartment or house
- Tent
- Private space not for shelter
- Cave/natural shelter
- Collective public space not for shelter
- No IDPs
- No information
- Min - Max: rent paid per room (where known)

Community	Most common shelter	NDPs	IDPs
<b>Hadabat</b>	Independent apartment or house	9000 - 10000 SYP	
<b>Hleisa</b>	Independent apartment or house	12000 - 13000 SYP	
<b>Haji Kusa</b>	Independent apartment or house	12000 - 13000 SYP	
<b>Jbine</b>	Independent apartment or house	10000 - 12000 SYP	
<b>Haji Wali</b>	No IDPs	No info	

### Livelihoods

- Most common sources of income
- Most common strategies used to cope with lack of income / resources

Community	Most common sources of income	Most common strategies used to cope with lack of income / resources
<b>Hadabat</b>	Farm owning Business/trade Remittances	Borrowing from family/friends
<b>Haji Kusa</b>	Daily employment Farm owning Business/trade	Borrowing from family/friends Reducing meal size
<b>Haji Wali</b>	Farm owning Business/trade Remittances	Borrowing from family/friends
<b>Hleisa</b>	Farm owning Business/trade Remittances	Borrowing from family/friends
<b>Jbine</b>	Daily employment Business/trade Remittances	Children sent to work/beg Borrowing from family/friends

### NFIs

Community	Generator	Solar alternative	Batteries
<b>Hadabat</b>	B 6200 SYP	C NA	D 200 SYP
<b>Hleisa</b>	B 6600 SYP	C NA	D 200 SYP
<b>Haji Kusa</b>	B 6200 SYP	C NA	D 200 SYP
<b>Jbine</b>	B 6000 SYP	C NA	D 200 SYP
<b>Haji Wali</b>	B 6500 SYP	C NA	D 200 SYP

- Most common electricity source**
  - Main network
  - Generator
  - No source
  - Solar alternative
  - Batteries
  - No information
- Fuel Prices (SYP)\***
  - B** Butane (cannister)
  - C** Coal (1kg)
  - D** Diesel (1 litre)
  - F** Firewood (1 tonne)
- NFI Prices (SYP)\***
  - Cement (50kg)
  - Floor mat (3\*4m)
  - Plastic tarpaulin (1m<sup>2</sup>)
  - Tent (5 persons)
- NA: not available for purchase

Community	Most common strategies used to cope with a lack of fuel
<b>Hadabat</b>	No lack of fuel
<b>Haji Kusa</b>	No lack of fuel
<b>Hleisa</b>	No lack of fuel
<b>Haji Wali</b>	No lack of fuel
<b>Jbine</b>	No lack of fuel

### WASH

- Most common water source**
- Water is safe to drink
  - Water tastes/smells bad
  - People sick after drinking
  - No information
- Sufficiency of available water to meet household needs**
- Sufficient
  - Insufficient
  - No information
- Most common method of garbage disposal**
- Disposed at designated site

#### Hadabat

- Network
- Disposed at designated site

#### Haji Kusa

- Network
- Disposed at designated site

#### Haji Wali

- Closed well
- Disposed at designated site

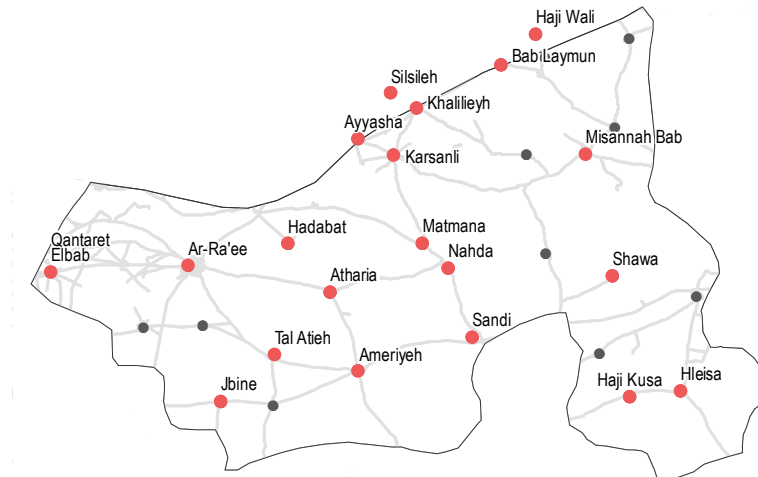
#### Hleisa

- Network
- Disposed at designated site

#### Jbine

- Closed well
- Disposed at designated site

•20/29 communities assessed (5 communities are shown on the previous factsheet, 10 communities are shown on the next two factsheets): Hadabat, Haji Kusa, Haji Wali, Hleisa, Jbine



### Education

- Status of primary schools in village**
- Functioning
  - Not functioning
  - Not available
  - No information
- Barriers to accessing education services**
- Most children accessed education

#### Haji Wali

Most children accessed education

#### Hleisa

Most children accessed education

#### Jbine

Lack of teaching staff  
 Lack of school supplies  
 Services are too far

#### Hadabat

Most children accessed education

#### Haji Kusa

Most children accessed education

### Health

#### Most common health problems

#### Most common barriers to accessing healthcare

#### Hadabat

Chronic diseases  
 Pregnancy related diseases  
 Severe diseases affecting those aged less than 5

No facilities in the area  
 High cost of transportation

#### Haji Kusa

Maternal health issues  
 Acute respiratory infections  
 Severe diseases affecting those aged less than 5

No facilities in the area  
 High cost of transportation

#### Haji Wali

Pregnancy related diseases  
 Severe diseases affecting those aged less than 5

No facilities in the area  
 High cost of transportation

#### Hleisa

Chronic diseases  
 Pregnancy related diseases  
 Severe diseases affecting those aged less than 5

No facilities in the area  
 High cost of transportation  
 Lack of transportation

#### Jbine

Diarrhoea  
 Maternal health issues  
 Acute respiratory infections

No facilities in the area  
 High cost of transportation

### Food Security

#### Hadabat

- Bread: no info
- Rice: 450 SYP
- Lentils: 375 SYP
- Sugar: 325 SYP
- Cooking oil: 425 SYP
- Shops
- No difficulties reported
- Private bakeries unavailable

#### Haji Kusa

- Bread: no info
- Rice: 400 SYP
- Lentils: 325 SYP
- Sugar: 325 SYP
- Cooking oil: 450 SYP
- Shops
- No difficulties reported
- Private bakeries unavailable

#### Haji Wali

- Bread: no info
- Rice: 450 SYP
- Lentils: 350 SYP
- Sugar: 350 SYP
- Cooking oil: 500 SYP
- Shops
- No difficulties reported
- Private bakeries unavailable

#### Hleisa

- Bread: no info
- Rice: 450 SYP
- Lentils: 350 SYP
- Sugar: 325 SYP
- Cooking oil: 450 SYP
- Shops
- No difficulties reported
- Private bakeries unavailable

#### Jbine

- Bread: no info
- Rice: 400 SYP
- Lentils: 300 SYP
- Sugar: 325 SYP
- Cooking oil: 500 SYP
- Shops
- No difficulties reported
- Private bakeries unavailable

#### Main challenges to obtaining food

- No challenges
- Some foods unavailable
- Local production decreased
- Lack of access to markets
- Some foods expensive
- Lack of resources to buy food
- Lack of access to fuel
- Cooking fuel unavailable
- No information

Bread (public): 1 pack  
 Rice: 1kg  
 Lentils: 1kg  
 Sugar: 1kg  
 Cooking oil: 1 litre

#### Access to bread

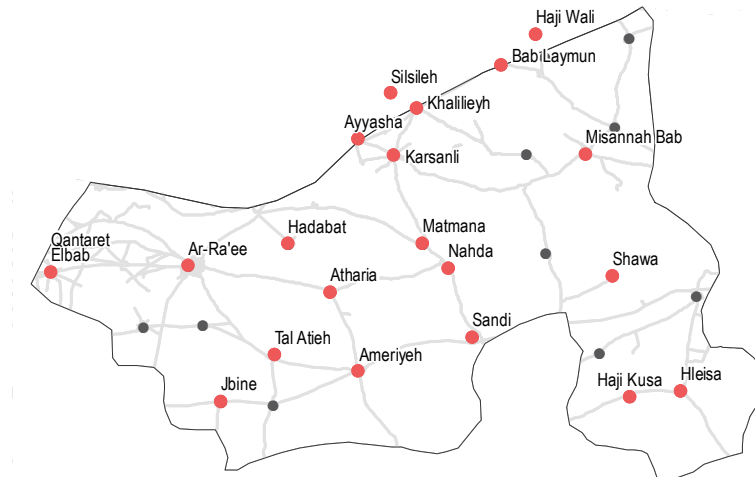
- Most common source of bread
- Most common barriers to accessing bread
- Number of days, per month, where bread from private bakeries was unavailable

### Displacement

- % of pre-conflict population remaining
- % of population that are female
- % of female-headed households
- IDPs living in village
- New IDP arrivals
- Returnees

Community	% of pre-conflict population remaining	% of population that are female	% of female-headed households	IDPs living in village	New IDP arrivals	Returnees
<b>Karsanli</b>	76-100%	26-50%	1-25%	Yes	No	No
<b>Khalilieyh</b>	76-100%	26-50%	1-25%	Yes	No	No
<b>Matmana</b>	76-100%	26-50%	1-25%	Yes	No	No
<b>Misannah Bab</b>	76-100%	None	No info	Yes	No info	No
<b>Nahda</b>	76-100%	26-50%	1-25%	Yes	No	No

• 20/29 communities assessed (10 communities are shown on the previous two factsheets, 5 communities are shown on the next factsheet): Karsanli, Khalilieyh, Matmana, Misannah Bab, Nahda



### Shelter

- Independent apartment or house
- Shared apartment or house
- Unfinished apartment or house
- Tent
- Private space not for shelter
- Cave/natural shelter
- Collective public space not for shelter
- No IDPs
- No information
- Min - Max: rent paid per room (where known)

Community	NDPs	IDPs
<b>Karsanli</b>		
<b>Misannah Bab</b>		
<b>Khalilieyh</b>		
<b>Nahda</b>		
<b>Matmana</b>		

### Livelihoods

- Most common sources of income
- Most common strategies used to cope with lack of income / resources

Community	Most common sources of income	Most common strategies used to cope with lack of income / resources
<b>Karsanli</b>	Farm owning Business/trade	Borrowing from family/friends
<b>Khalilieyh</b>	Stable employment Farm owning Business/trade	Borrowing from family/friends
<b>Matmana</b>	Farm owning Business/trade Savings	Borrowing from family/friends
<b>Misannah Bab</b>	Stable employment Farm owning Business/trade	No info
<b>Nahda</b>	Farm owning Business/trade Savings	Borrowing from family/friends

### NFIs

Community	B	C	D	F
<b>Karsanli</b>	B 6300 SYP	C NA	D 200 SYP	F NA
<b>Misannah Bab</b>	B 6500 SYP	C NA	D 200 SYP	F NA
<b>Khalilieyh</b>	B 6000 SYP	C NA	D 225 SYP	F NA
<b>Nahda</b>	B 6300 SYP	C NA	D 200 SYP	F NA
<b>Matmana</b>	B 6500 SYP	C NA	D 225 SYP	F NA

- Most common electricity source
- Main network
- Generator
- No source
- Solar alternative
- Batteries
- No information
- Fuel Prices (SYP)\*
- B** Butane (cannister)
- C** Coal (1kg)
- D** Diesel (1 litre)
- F** Firewood (1 tonne)
- NFI Prices (SYP)\*
- Cement (50kg)
- Floor mat (3\*4m)
- Plastic tarpaulin (1m<sup>2</sup>)
- Tent (5 persons)
- NA: not available for purchase

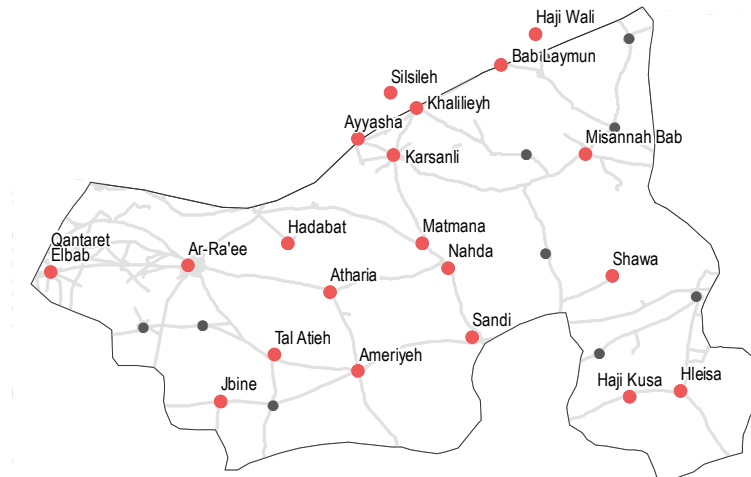
Community	Most common strategies used to cope with a lack of fuel
<b>Karsanli</b>	No lack of fuel
<b>Khalilieyh</b>	No lack of fuel
<b>Misannah Bab</b>	No lack of fuel
<b>Matmana</b>	No lack of fuel
<b>Nahda</b>	No lack of fuel

### WASH

- Most common water source**
- Water is safe to drink
  - Water tastes/smells bad
  - People sick after drinking
  - No information
- Sufficiency of available water to meet household needs**
- Sufficient
  - Insufficient
  - No information
- Most common method of garbage disposal**
- Disposed at designated site
  - Public free collection
  - No information

- Karsanli**  
 Closed well  
 Disposed at designated site
- Khalilieyh**  
 Network  
 Disposed at designated site
- Matmana**  
 Network  
 Disposed at designated site
- Misannah Bab**  
 Closed well  
 Public free collection
- Nahda**  
 Network  
 Public free collection

• 20/29 communities assessed (10 communities are shown on the previous two factsheets, 5 communities are shown on the next factsheet): Karsanli, Khalilieyh, Matmana, Misannah Bab, Nahda



### Education

- Status of primary schools in village**
- Functioning
  - Not functioning
  - Not available
  - No information
- Barriers to accessing education services**
- No facilities in the area
  - High cost of transportation

- Matmana**  
 Most children accessed education
- Misannah Bab**  
 Most children accessed education
- Nahda**  
 Most children accessed education

- Karsanli**  
 Most children accessed education
- Khalilieyh**  
 Most children accessed education

### Health

- Most common health problems
- Most common barriers to accessing healthcare

Community	Most common health problems	Most common barriers to accessing healthcare
<b>Karsanli</b>	Pregnancy related diseases Acute respiratory infections Severe diseases affecting those aged less than 5	No facilities in the area
<b>Khalilieyh</b>	Chronic diseases Acute respiratory infections Severe diseases affecting those aged less than 5	No facilities in the area High cost of transportation
<b>Matmana</b>	Chronic diseases Maternal health issues Severe diseases affecting those aged less than 5	No facilities in the area High cost of transportation
<b>Misannah Bab</b>	Maternal health issues Acute respiratory infections Severe diseases affecting those aged less than 5	No facilities in the area
<b>Nahda</b>	Chronic diseases Acute respiratory infections Severe diseases affecting those aged less than 5	No facilities in the area High cost of transportation

### Food Security

- Karsanli**  
 Bread: no info  
 Rice: 500 SYP  
 Lentils: 250 SYP  
 Sugar: 325 SYP  
 Cooking oil: 500 SYP
- Khalilieyh**  
 Bread: no info  
 Rice: 450 SYP  
 Lentils: 250 SYP  
 Sugar: 350 SYP  
 Cooking oil: 500 SYP
- Matmana**  
 Bread: no info  
 Rice: 500 SYP  
 Lentils: 250 SYP  
 Sugar: 350 SYP  
 Cooking oil: 500 SYP
- Misannah Bab**  
 Bread: no info  
 Rice: 500 SYP  
 Lentils: 275 SYP  
 Sugar: 325 SYP  
 Cooking oil: 500 SYP
- Nahda**  
 Bread: no info  
 Rice: 450 SYP  
 Lentils: 275 SYP  
 Sugar: 350 SYP  
 Cooking oil: 500 SYP

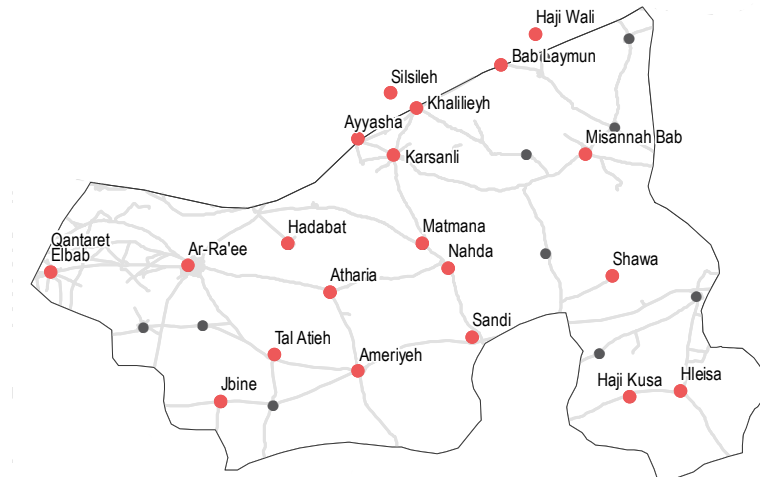
- Main challenges to obtaining food**
- No challenges
  - Some foods unavailable
  - Local production decreased
  - Lack of access to markets
  - Some foods expensive
  - Lack of resources to buy food
  - Lack of access to fuel
  - Cooking fuel unavailable
  - No information
- Bread (public): 1 pack**  
 Rice: 1kg  
 Lentils: 1kg  
 Sugar: 1kg  
 Cooking oil: 1 litre
- Access to bread**
- Most common source of bread
  - Most common barriers to accessing bread
  - Number of days, per month, where bread from private bakeries was unavailable

### Displacement

- % of pre-conflict population remaining
- % of population that are female
- % of female-headed households
- IDPs living in village
- New IDP arrivals
- Returnees

Sub-district	% of pre-conflict population remaining	% of population that are female	% of female-headed households	IDPs living in village	New IDP arrivals	Returnees
<b>Qantaret Elbab</b>	76-100%	26-50%	1-25%	Yes	No	No
<b>Sandi</b>	76-100%	26-50%	1-25%	Yes	Yes	No
<b>Shawa</b>	76-100%	26-50%	1-25%	Yes	No	No
<b>Silsileh</b>	76-100%	None	No info	Yes	No info	No
<b>Tal Atieh</b>	26-50%	26-50%	1-25%	Yes	No	No

• 20/29 communities assessed (15 communities are shown on the previous three factsheets): Qantaret Elbab, Sandi, Shawa, Silsileh, Tal Atieh



### Shelter

- Independent apartment or house
- Shared apartment or house
- Unfinished apartment or house
- Tent
- Private space not for shelter
- Cave/natural shelter
- Collective public space not for shelter
- No IDPs
- No information
- Min - Max: rent paid per room (where known)

Sub-district	Most common shelter	NDPs	IDPs
<b>Qantaret Elbab</b>	Independent apartment or house	No info	No info
<b>Silsileh</b>	Independent apartment or house	No info	No info
<b>Sandi</b>	Independent apartment or house	10000 - 11000 SYP	No info
<b>Tal Atieh</b>	Independent apartment or house	No info	No info
<b>Shawa</b>	Independent apartment or house	No info	No info

### Livelihoods

- Most common sources of income
- Most common strategies used to cope with lack of income / resources

Sub-district	Most common sources of income	Most common strategies used to cope with lack of income / resources
<b>Qantaret Elbab</b>	Farm owning Business/trade Remittances	Borrowing from family/friends
<b>Sandi</b>	Daily employment Farm owning Business/trade	Borrowing from family/friends Skipping meals
<b>Shawa</b>	Daily employment Farm owning Business/trade	Children sent to work/beg Borrowing from family/friends
<b>Silsileh</b>	Farm owning Business/trade Savings	No info
<b>Tal Atieh</b>	Farm owning Business/trade Remittances	Borrowing from family/friends

### NFIs

Sub-district	Generator	Solar alternative	Batteries
<b>Qantaret Elbab</b>	B 6000 SYP	C NA	D 200 SYP
<b>Silsileh</b>	B 6000 SYP	C NA	D 200 SYP
<b>Sandi</b>	B 6000 SYP	C NA	D 200 SYP
<b>Tal Atieh</b>	B 7000 SYP	C NA	D 200 SYP
<b>Shawa</b>	B 6300 SYP	C NA	D 200 SYP

- Most common electricity source**
  - Main network
  - Generator
  - No source
  - Solar alternative
  - Batteries
  - No information
- Fuel Prices (SYP)\***
  - B** Butane (cannister)
  - C** Coal (1kg)
  - D** Diesel (1 litre)
  - F** Firewood (1 tonne)
- NFI Prices (SYP)\***
  - Cement (50kg)
  - Floor mat (3\*4m)
  - Plastic tarpaulin (1m<sup>2</sup>)
  - Tent (5 persons)
- NA:** not available for purchase

Sub-district	Most common strategies used to cope with a lack of fuel
<b>Qantaret Elbab</b>	No lack of fuel
<b>Sandi</b>	No lack of fuel
<b>Silsileh</b>	No lack of fuel
<b>Shawa</b>	No lack of fuel
<b>Tal Atieh</b>	No lack of fuel

### WASH

- Most common water source**
- Water is safe to drink
  - Water tastes/smells bad
  - People sick after drinking
  - No information
- Sufficiency of available water to meet household needs**
- Sufficient
  - Insufficient
  - No information
- Most common method of garbage disposal**
- Disposed at designated site

#### Qantaret Elbab

- Network
- Disposed at designated site

#### Sandi

- Water trucking
- Disposed at designated site

#### Shawa

- Water trucking
- Public free collection

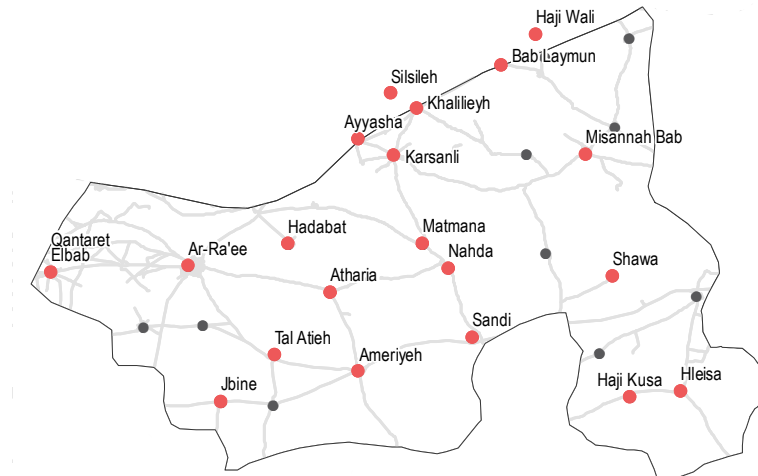
#### Silsileh

- Closed well
- Public free collection

#### Tal Atieh

- Water trucking
- Disposed at designated site

- 20/29 communities assessed (15 communities are shown on the previous three factsheets): Qantaret Elbab, Sandi, Shawa, Silsileh, Tal Atieh



### Education

- Status of primary schools in village**
- Functioning
  - Not functioning
  - Not available
  - No information
- Barriers to accessing education services**
- Most children accessed education

#### Shawa

Most children accessed education

#### Silsileh

Most children accessed education

#### Tal Atieh

Most children accessed education

#### Qantaret Elbab

Most children accessed education

#### Sandi

Most children accessed education

### Health

#### Most common health problems

#### Most common barriers to accessing healthcare

#### Qantaret Elbab

Maternal health issues  
 Acute respiratory infections  
 Severe diseases affecting those aged less than 5

No facilities in the area

#### Sandi

Diarrhoea  
 Skin diseases  
 Severe diseases affecting those aged less than 5

No difficulties reported

#### Shawa

Pregnancy related diseases  
 Acute respiratory infections  
 Severe diseases affecting those aged less than 5

No facilities in the area  
 High cost of transportation

#### Silsileh

Chronic diseases  
 Acute respiratory infections  
 Severe diseases affecting those aged less than 5

No facilities in the area  
 High cost of transportation  
 Old age

#### Tal Atieh

Diarrhoea  
 Acute respiratory infections  
 Severe diseases affecting those aged less than 5

No facilities in the area

### Food Security

#### Qantaret Elbab

- Bread: no info
- Rice: 500 SYP
- Lentils: 250 SYP
- Sugar: 325 SYP
- Cooking oil: 500 SYP
- Shops
- No difficulties reported
- Private bakeries unavailable

#### Sandi

- Bread: no info
- Rice: 500 SYP
- Lentils: 250 SYP
- Sugar: 325 SYP
- Cooking oil: 500 SYP
- Shops
- No difficulties reported
- Private bakeries unavailable

#### Shawa

- Bread: no info
- Rice: 450 SYP
- Lentils: 275 SYP
- Sugar: 325 SYP
- Cooking oil: 500 SYP
- Shops
- No difficulties reported
- Private bakeries unavailable

#### Silsileh

- Bread: no info
- Rice: 500 SYP
- Lentils: 300 SYP
- Sugar: 350 SYP
- Cooking oil: 500 SYP
- Shops
- No difficulties reported
- Private bakeries unavailable

#### Tal Atieh

- Bread: no info
- Rice: 500 SYP
- Lentils: 300 SYP
- Sugar: 350 SYP
- Cooking oil: 450 SYP
- Shops
- No difficulties reported
- Private bakeries unavailable

#### Main challenges to obtaining food

- No challenges
- Some foods unavailable
- Local production decreased
- Lack of access to markets
- Some foods expensive
- Lack of resources to buy food
- Lack of access to fuel
- Cooking fuel unavailable
- No information

Bread (public): 1 pack  
 Rice: 1kg  
 Lentils: 1kg  
 Sugar: 1kg  
 Cooking oil: 1 litre

#### Access to bread

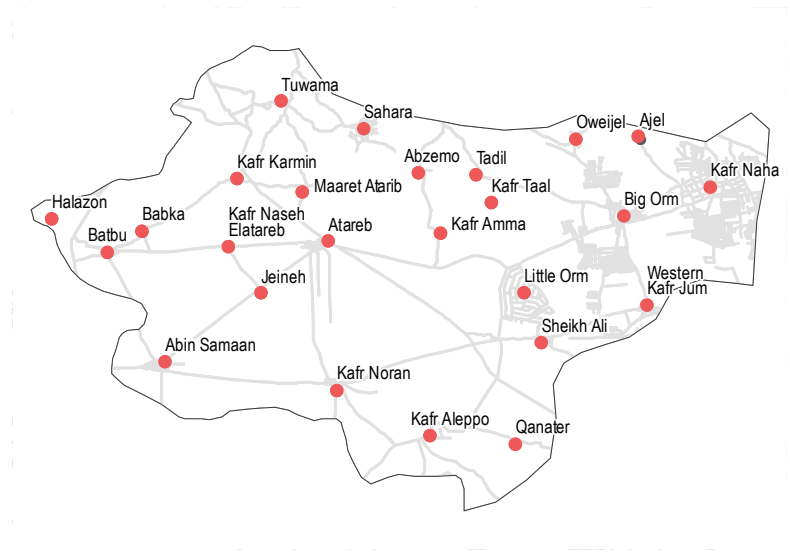
- Most common source of bread
- Most common barriers to accessing bread
- Number of days, per month, where bread from private bakeries was unavailable

### Displacement

- % of pre-conflict population remaining
- % of population that are female
- % of female-headed households
- IDPs living in village
- New IDP arrivals
- Returnees

Community	% of pre-conflict population remaining	% of population that are female	% of female-headed households	IDPs living in village	New IDP arrivals	Returnees
<b>Abin Samaan</b>	51-75%	26-50%	1-25%	Yes	Yes	No
<b>Abzemo</b>	76-100%	51-75%	1-25%	Yes	Yes	No
<b>Ajel</b>	76-100%	26-50%	1-25%	Yes	No	No
<b>Atareb</b>	76-100%	51-75%	1-25%	Yes	Yes	No
<b>Babka</b>	76-100%	51-75%	1-25%	Yes	No	No

• 25/25 communities assessed (20 communities are shown on the next four factsheets): Abin Samaan, Abzemo, Ajel, Atareb, Babka



### NFIs

Community	Lightbulb	Generator	Lightbulb	Generator
<b>Abin Samaan</b>	B 8500 SYP	1750 SYP	B 10500 SYP	1600 SYP
<b>Abzemo</b>	C 40 SYP	7000 SYP	C 50 SYP	3500 SYP
<b>Ajel</b>	D 225 SYP	300 SYP	D 225 SYP	900 SYP
<b>Atareb</b>	F 70000 SYP	95000 SYP	F 60000 SYP	NA
<b>Babka</b>	B 10500 SYP	1600 SYP	B 10500 SYP	1600 SYP
<b>Abzemo</b>	C 50 SYP	3500 SYP	C 50 SYP	3500 SYP
<b>Ajel</b>	D 240 SYP	300 SYP	D 240 SYP	300 SYP
<b>Atareb</b>	F 75000 SYP	85000 SYP	F 75000 SYP	85000 SYP

- Most common electricity source
- Main network
  - Generator
  - No source
  - Solar alternative
  - Batteries
  - No information
- Fuel Prices (SYP)\*
- B** Butane (cannister)
  - C** Coal (1kg)
  - D** Diesel (1 litre)
  - F** Firewood (1 tonne)
- NFI Prices (SYP)\*
- Cement (50kg)
  - Floor mat (3\*4m)
  - Plastic tarpaulin (1m<sup>2</sup>)
  - Tent (5 persons)
- NA: not available for purchase

### Shelter

- Most common shelter
- Independent apartment or house
  - Shared apartment or house
  - Unfinished apartment or house
  - Tent
  - Private space not for shelter
  - Cave/natural shelter
  - Collective public space not for shelter
  - No IDPs
  - No information
- Min - Max: rent paid per room (where known)

Community	Most common shelter	NDPs	IDPs	Min - Max: rent paid per room (where known)
<b>Abin Samaan</b>				8000 - 8500 SYP
<b>Atareb</b>				10000 - 15000 SYP
<b>Abzemo</b>				10000 - 12500 SYP
<b>Babka</b>				8000 - 10000 SYP
<b>Ajel</b>				8500 - 9000 SYP

### Livelihoods

Community	Most common sources of income	Most common strategies used to cope with lack of income / resources
<b>Abin Samaan</b>	Daily employment Sale of household assets Business/trade	Children sent to work/beg Borrowing from family/friends Skipping meals
<b>Abzemo</b>	Daily employment Farm owning Business/trade	Children sent to work/beg Borrowing from family/friends
<b>Ajel</b>	Daily employment High risk/illegal work	Children sent to work/beg Borrowing from family/friends High risk/illegal work
<b>Atareb</b>	Daily employment Farm owning Business/trade	Children sent to work/beg Borrowing from family/friends
<b>Babka</b>	Daily employment Farm owning Business/trade	Children sent to work/beg Borrowing from family/friends

Community	Most common strategies used to cope with a lack of fuel
<b>Abin Samaan</b>	Cutting trees Burning furniture not in use Burning plastics
<b>Abzemo</b>	No lack of fuel
<b>Atareb</b>	No lack of fuel
<b>Ajel</b>	No lack of fuel
<b>Babka</b>	No lack of fuel

### WASH

- Most common water source**
- Status of water source**
- Water is safe to drink
  - Water tastes/smells bad
  - People sick after drinking
  - No information
- Sufficiency of available water to meet household needs**
- Sufficient
  - Insufficient
  - No information
- Most common method of garbage disposal**

#### Abin Samaan

- Water trucking
- Private paid collection

#### Abzemo

- Water trucking
- Private paid collection

#### Ajel

- Water trucking
- Private paid collection

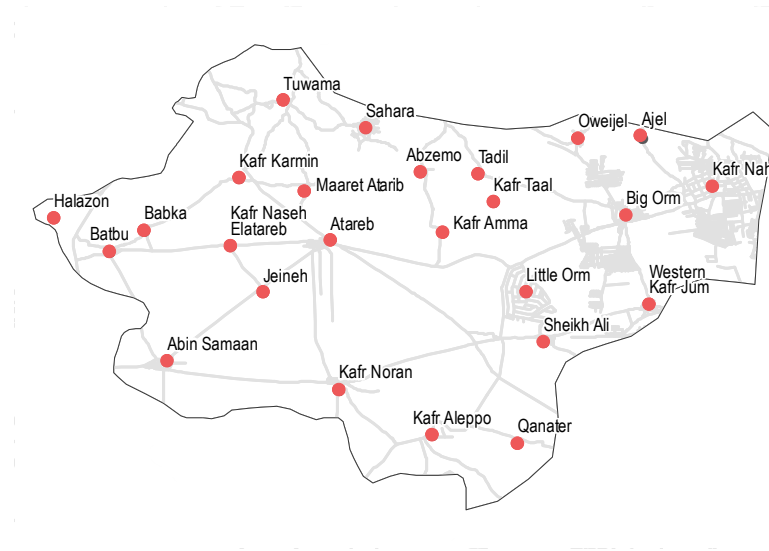
#### Atareb

- Water trucking
- Private paid collection

#### Babka

- Network
- Private paid collection

• 25/25 communities assessed (20 communities are shown on the next four factsheets): Abin Samaan, Abzemo, Ajel, Atareb, Babka



### Education

- Status of primary schools in village**
- Functioning
  - Not functioning
  - Not available
  - No information
- Barriers to accessing education services**

#### Ajel

Most children accessed education

#### Atareb

Most children accessed education

#### Babka

Most children accessed education

#### Abin Samaan

Most children accessed education

#### Abzemo

Most children accessed education

### Health

#### Most common health problems

#### Most common barriers to accessing healthcare

#### Abin Samaan

Chronic diseases  
 Fever  
 Severe diseases affecting those aged less than 5

No difficulties reported

#### Abzemo

Skin diseases  
 Pregnancy related diseases  
 Severe diseases affecting those aged less than 5

No difficulties reported

#### Ajel

Skin diseases  
 Chronic diseases  
 Fever

No facilities in the area

#### Atareb

Communicable diseases  
 Pregnancy related diseases  
 Severe diseases affecting those aged less than 5

No difficulties reported

#### Babka

Skin diseases  
 Pregnancy related diseases  
 Severe diseases affecting those aged less than 5

No difficulties reported

### Food Security

#### Abin Samaan

- Public bakeries
- Bread: 115 SYP
- Rice: 450 SYP
- Lentils: 450 SYP
- Sugar: 325 SYP
- Cooking oil: 550 SYP
- No difficulties reported
- Private bakeries unavailable

#### Abzemo

- Private bakeries
- Bread: no info
- Rice: 450 SYP
- Lentils: 350 SYP
- Sugar: 300 SYP
- Cooking oil: 500 SYP
- No difficulties reported
- 0

#### Ajel

- Private bakeries
- Bread: no info
- Rice: 450 SYP
- Lentils: 450 SYP
- Sugar: 325 SYP
- Cooking oil: 550 SYP
- No difficulties reported
- 0

#### Atareb

- Public bakeries
- Bread: 150 SYP
- Rice: 400 SYP
- Lentils: 350 SYP
- Sugar: 300 SYP
- Cooking oil: 450 SYP
- No difficulties reported
- 21 or more

#### Babka

- Shops
- Bread: no info
- Rice: 450 SYP
- Lentils: 350 SYP
- Sugar: 300 SYP
- Cooking oil: 500 SYP
- No difficulties reported
- Private bakeries unavailable

#### Main challenges to obtaining food

- No challenges
- Some foods unavailable
- Local production decreased
- Lack of access to markets
- Some foods expensive
- Lack of resources to buy food
- Lack of access to fuel
- Cooking fuel unavailable
- No information

Bread (public): 1 pack  
 Rice: 1kg  
 Lentils: 1 kg  
 Sugar: 1kg  
 Cooking oil: 1 litre

#### Access to bread

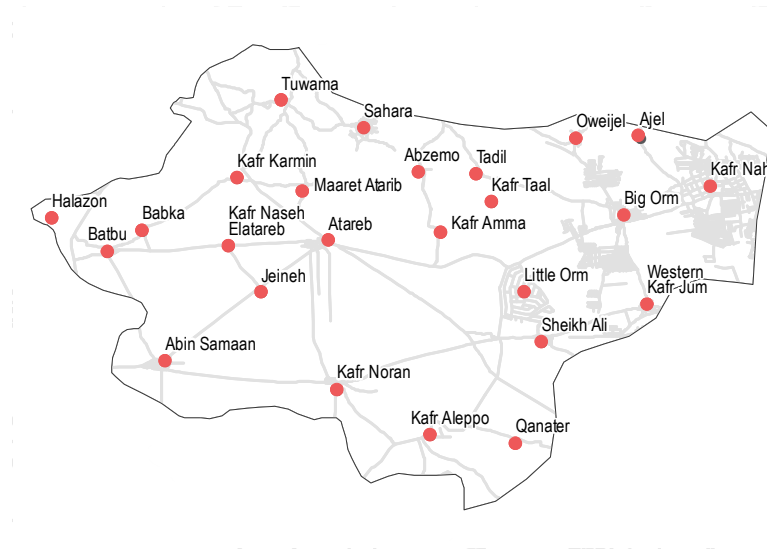
- Most common source of bread
- Most common barriers to accessing bread
- Number of days, per month, where bread from private bakeries was unavailable

### Displacement

- % of pre-conflict population remaining
- % of population that are female
- % of female-headed households
- IDPs living in village
- New IDP arrivals
- Returnees

Community	% of pre-conflict population remaining	% of population that are female	% of female-headed households	IDPs living in village	New IDP arrivals	Returnees
<b>Batbu</b>	76-100%	51-75%	1-25%	Yes	No	No
<b>Big Orm</b>	76-100%	51-75%	1-25%	Yes	Yes	No
<b>Halazon</b>	76-100%	26-50%	1-25%	Yes	No	No
<b>Jeineh</b>	76-100%	51-75%	1-25%	Yes	Yes	No
<b>Kafr Aleppo</b>	76-100%	26-50%	1-25%	Yes	Yes	No

• 25/25 communities assessed (5 communities are shown on the previous factsheet, 15 communities are shown on the next three factsheets): Batbu, Big Orm, Halazon, Jeineh, Kafr Aleppo



### NFIs

Community	B	C	D	F	Jeineh	Big Orm	Kafr Aleppo
<b>Batbu</b>	10500 SYP	50 SYP	225 SYP	60000 SYP	10500 SYP	10500 SYP	8500 SYP
	1600 SYP	3500 SYP	750 SYP	NA	1600 SYP	1600 SYP	1750 SYP
	40 SYP	225 SYP	225 SYP	60000 SYP	40 SYP	40 SYP	40 SYP
	3500 SYP	750 SYP	750 SYP	NA	3500 SYP	3500 SYP	7000 SYP
	NA	NA	NA	NA	NA	NA	300 SYP
	60000 SYP	60000 SYP	60000 SYP	60000 SYP	60000 SYP	60000 SYP	70000 SYP
	NA	NA	NA	NA	NA	NA	90000 SYP

- Most common electricity source
- Main network
  - Generator
  - No source
  - Solar alternative
  - Batteries
  - No information
- Fuel Prices (SYP)\*
- B** Butane (cannister)
  - C** Coal (1kg)
  - D** Diesel (1 litre)
  - F** Firewood (1 tonne)
- NFI Prices (SYP)\*
- Cement (50kg)
  - Floor mat (3\*4m)
  - Plastic tarpaulin (1m<sup>2</sup>)
  - Tent (5 persons)
- NA: not available for purchase

### Shelter

- Most common shelter
- Independent apartment or house
  - Shared apartment or house
  - Unfinished apartment or house
  - Tent
  - Private space not for shelter
  - Cave/natural shelter
  - Collective public space not for shelter
  - No IDPs
  - No information
- Min - Max: rent paid per room (where known)

Community	Most common shelter	NDPs	IDPs
<b>Batbu</b>	Independent apartment or house	7500 - 10000 SYP	
<b>Jeineh</b>	Independent apartment or house	8000 - 12000 SYP	
<b>Big Orm</b>	Independent apartment or house	10000 - 12000 SYP	
<b>Kafr Aleppo</b>	Independent apartment or house	8000 - 9000 SYP	
<b>Halazon</b>	No IDPs	9000 - 10000 SYP	

### Livelihoods

- Most common sources of income
- Most common strategies used to cope with lack of income / resources

Community	Most common sources of income	Most common strategies used to cope with lack of income / resources
<b>Batbu</b>	Daily employment Farm owning Business/trade	Children sent to work/beg Borrowing from family/friends
<b>Big Orm</b>	Daily employment Farm owning Business/trade	Children sent to work/beg Borrowing from family/friends
<b>Halazon</b>	Daily employment High risk/illegal work	Children sent to work/beg High risk/illegal work Skipping meals
<b>Jeineh</b>	Daily employment Farm owning Business/trade	Children sent to work/beg Borrowing from family/friends
<b>Kafr Aleppo</b>	Daily employment High risk/illegal work	Children sent to work/beg Borrowing from family/friends High risk/illegal work

Community	Most common strategies used to cope with a lack of fuel
<b>Batbu</b>	No lack of fuel
<b>Big Orm</b>	No lack of fuel
<b>Jeineh</b>	No lack of fuel
<b>Kafr Aleppo</b>	No lack of fuel
<b>Halazon</b>	Cutting trees Burning furniture not in use Burning plastics

### WASH

- Most common water source**
- Water is safe to drink
  - Water tastes/smells bad
  - People sick after drinking
  - No information
- Sufficiency of available water to meet household needs**
- Sufficient
  - Insufficient
  - No information
- Most common method of garbage disposal**

#### Batbu

- Water trucking
- Private paid collection

#### Big Orm

- Network
- Private paid collection

#### Halazon

- Water trucking
- Private paid collection

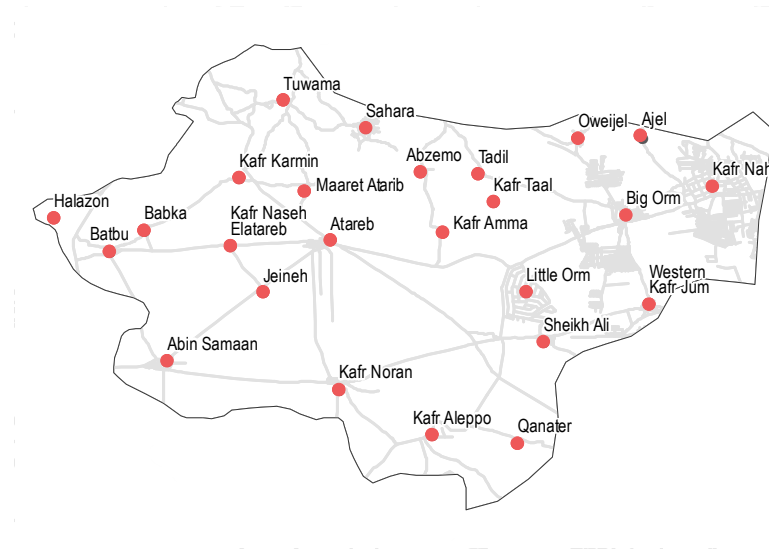
#### Jeineh

- Network
- Private paid collection

#### Kafr Aleppo

- Water trucking
- Private paid collection

•25/25 communities assessed (5 communities are shown on the previous factsheet, 15 communities are shown on the next three factsheets): Batbu, Big Orm, Halazon, Jeineh, Kafr Aleppo



### Education

- Status of primary schools in village**
- Functioning
  - Not functioning
  - Not available
  - No information
- Barriers to accessing education services**

#### Halazon

Most children accessed education

#### Jeineh

Most children accessed education

#### Batbu

Most children accessed education

#### Big Orm

Most children accessed education

#### Kafr Aleppo

Most children accessed education

### Health

Most common health problems

Most common barriers to accessing healthcare

#### Batbu

Skin diseases  
 Pregnancy related diseases  
 Severe diseases affecting those aged less than 5

No difficulties reported

#### Big Orm

Diarrhoea  
 Skin diseases  
 Pregnancy related diseases

No difficulties reported

#### Halazon

Diarrhoea  
 Chronic diseases  
 Severe diseases affecting those aged less than 5

No facilities in the area  
 Security concerns around travel  
 High cost of transportation

#### Jeineh

Communicable diseases  
 Pregnancy related diseases  
 Severe diseases affecting those aged less than 5

No difficulties reported

#### Kafr Aleppo

Chronic diseases  
 Pregnancy related diseases  
 Severe diseases affecting those aged less than 5

No difficulties reported

### Food Security

#### Batbu

- Private bakeries
  - No difficulties reported
  - 0
- Bread: no info  
 Rice: 450 SYP  
 Lentils: 350 SYP  
 Sugar: 300 SYP  
 Cooking oil: 500 SYP

#### Big Orm

- Private bakeries
  - No difficulties reported
  - 0
- Bread: no info  
 Rice: 450 SYP  
 Lentils: 350 SYP  
 Sugar: 300 SYP  
 Cooking oil: 500 SYP

#### Halazon

- Shops
  - No difficulties reported
  - Private bakeries unavailable
- Bread: no info  
 Rice: 450 SYP  
 Lentils: 450 SYP  
 Sugar: 325 SYP  
 Cooking oil: 550 SYP

#### Jeineh

- Public bakeries
  - No difficulties reported
  - Private bakeries unavailable
- Bread: 125 SYP  
 Rice: 450 SYP  
 Lentils: 350 SYP  
 Sugar: 300 SYP  
 Cooking oil: 500 SYP

#### Kafr Aleppo

- Shops
  - No difficulties reported
  - Private bakeries unavailable
- Bread: no info  
 Rice: 450 SYP  
 Lentils: 450 SYP  
 Sugar: 325 SYP  
 Cooking oil: 500 SYP

Main challenges to obtaining food

- No challenges
- Some foods unavailable
- Local production decreased
- Lack of access to markets
- Some foods expensive
- Lack of resources to buy food
- Lack of access to fuel
- Cooking fuel unavailable
- No information

Bread (public): 1 pack  
 Rice: 1kg  
 Lentils: 1kg  
 Sugar: 1kg  
 Cooking oil: 1 litre

Access to bread

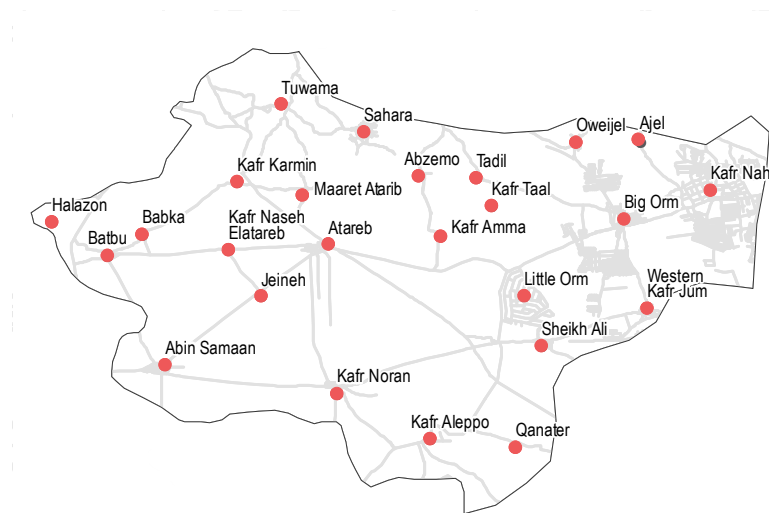
- Most common source of bread
- Most common barriers to accessing bread
- Number of days, per month, where bread from private bakeries was unavailable

### Displacement

- % of pre-conflict population remaining
- % of population that are female
- % of female-headed households
- IDPs living in village
- New IDP arrivals
- Returnees

Community	% of pre-conflict population remaining	% of population that are female	% of female-headed households	IDPs living in village	New IDP arrivals	Returnees
<b>Kafr Amma</b>	76-100%	26-50%	1-25%	Yes	No	No
<b>Kafr Karmin</b>	76-100%	51-75%	1-25%	Yes	Yes	No
<b>Kafr Naha</b>	76-100%	51-75%	1-25%	Yes	No	No
<b>Kafr Naseh Elatareb</b>	76-100%	51-75%	1-25%	Yes	Yes	No
<b>Kafr Noran</b>	76-100%	51-75%	1-25%	Yes	Yes	No

•25/25 communities assessed (10 communities are shown on the previous two factsheets, 10 communities are shown on the next two factsheets):  
 Kafr Amma, Kafr Karmin, Kafr Naha, Kafr Naseh Elatareb, Kafr Noran



### Shelter

- Independent apartment or house
  - Shared apartment or house
  - Unfinished apartment or house
  - Tent
  - Private space not for shelter
  - Cave/natural shelter
  - Collective public space not for shelter
  - No IDPs
  - No information
- Min - Max: rent paid per room (where known)

Community	Most common shelter	NDPs	IDPs
<b>Kafr Amma</b>	Independent apartment or house	8500 - 9500 SYP	
<b>Kafr Naseh Elatareb</b>	Independent apartment or house	5000 - 7500 SYP	
<b>Kafr Karmin</b>	Independent apartment or house	10000 - 12500 SYP	
<b>Kafr Noran</b>	Independent apartment or house	5000 - 8000 SYP	
<b>Kafr Naha</b>	Independent apartment or house	7000 - 10000 SYP	

### Livelihoods

Most common sources of income

Most common strategies used to cope with lack of income / resources

Community	Most common sources of income	Most common strategies used to cope with lack of income / resources
<b>Kafr Amma</b>	Daily employment High risk/illegal work	Children sent to work/beg High risk/illegal work Skipping meals
<b>Kafr Karmin</b>	Daily employment Farm owning Business/trade	Children sent to work/beg Borrowing from family/friends
<b>Kafr Naha</b>	Daily employment Farm owning Business/trade	Children sent to work/beg Borrowing from family/friends
<b>Kafr Naseh Elatareb</b>	Daily employment Farm owning Business/trade	Children sent to work/beg Borrowing from family/friends
<b>Kafr Noran</b>	Daily employment Farm owning Business/trade	Children sent to work/beg Borrowing from family/friends

### NFIs

Community	Lightbulb (Electricity)	Generator (SYP)	Generator (NA)	Lightbulb (Electricity)	Generator (SYP)	Generator (NA)
<b>Kafr Amma</b>	B	8500 SYP	1750 SYP	B	10500 SYP	NA
<b>Kafr Karmin</b>	B	10500 SYP	1600 SYP	B	10500 SYP	1600 SYP
<b>Kafr Naha</b>	B	10500 SYP	1600 SYP	B	10500 SYP	1600 SYP
<b>Kafr Naseh Elatareb</b>	C	45 SYP	3500 SYP	C	45 SYP	3500 SYP
<b>Kafr Noran</b>	D	225 SYP	750 SYP	D	225 SYP	750 SYP

- Most common electricity source
- Main network
  - Generator
  - No source
  - Solar alternative
  - Batteries
  - No information

- Fuel Prices (SYP)\*
- B** Butane (cannister)
  - C** Coal (1kg)
  - D** Diesel (1 litre)
  - F** Firewood (1 tonne)

- NFI Prices (SYP)\*
- Cement (50kg)
  - Floor mat (3\*4m)
  - Plastic tarpaulin (1m<sup>2</sup>)
  - Tent (5 persons)
- NA: not available for purchase

Community	Most common strategies used to cope with a lack of fuel
<b>Kafr Amma</b>	No lack of fuel
<b>Kafr Karmin</b>	No lack of fuel
<b>Kafr Naha</b>	No lack of fuel
<b>Kafr Naseh Elatareb</b>	No lack of fuel
<b>Kafr Noran</b>	No lack of fuel

### WASH

- Most common water source**
- Status of water source**
- Water is safe to drink
  - Water tastes/smells bad
  - People sick after drinking
  - No information
- Sufficiency of available water to meet household needs**
- Sufficient
  - Insufficient
  - No information
- Most common method of garbage disposal**

#### Kafr Amma

- Water trucking
- Private paid collection

#### Kafr Karmin

- Network
- Private paid collection

#### Kafr Naha

- Network
- Private paid collection

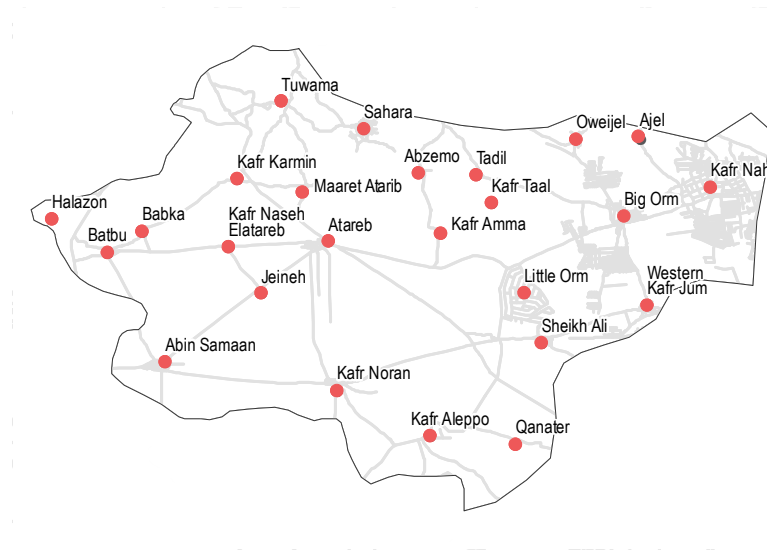
#### Kafr Naseh Elatareb

- Network
- Private paid collection

#### Kafr Noran

- Water trucking
- Private paid collection

•25/25 communities assessed (10 communities are shown on the previous two factsheets, 10 communities are shown on the next two factsheets):  
 Kafr Amma, Kafr Karmin, Kafr Naha, Kafr Naseh Elatareb, Kafr Noran



### Education

- Status of primary schools in village**
- Functioning
  - Not functioning
  - Not available
  - No information
- Barriers to accessing education services**

#### Kafr Naha

Most children accessed education

#### Kafr Naseh Elatareb

Most children accessed education

#### Kafr Noran

Most children accessed education

#### Kafr Amma

Most children accessed education

#### Kafr Karmin

Most children accessed education

### Health

**Most common health problems**

**Most common barriers to accessing healthcare**

#### Kafr Amma

Chronic diseases  
 Fever  
 Severe diseases affecting those aged less than 5

No facilities in the area

#### Kafr Karmin

Diarrhoea  
 Pregnancy related diseases  
 Severe diseases affecting those aged less than 5

No difficulties reported

#### Kafr Naha

Skin diseases  
 Pregnancy related diseases  
 Severe diseases affecting those aged less than 5

No difficulties reported

#### Kafr Naseh Elatareb

Skin diseases  
 Pregnancy related diseases  
 Severe diseases affecting those aged less than 5

No facilities in the area

#### Kafr Noran

Diarrhoea  
 Pregnancy related diseases  
 Severe diseases affecting those aged less than 5

No facilities in the area

### Food Security

#### Kafr Amma

Bread: no info  
 Rice: 450 SYP  
 Lentils: 450 SYP  
 Sugar: 325 SYP  
 Cooking oil: 550 SYP

Shops

No difficulties reported

Private bakeries unavailable

#### Kafr Karmin

Bread: no info  
 Rice: 450 SYP  
 Lentils: 350 SYP  
 Sugar: 300 SYP  
 Cooking oil: 500 SYP

Private bakeries

No difficulties reported

0

#### Kafr Naha

Bread: no info  
 Rice: 450 SYP  
 Lentils: 350 SYP  
 Sugar: 300 SYP  
 Cooking oil: 500 SYP

Private bakeries

No difficulties reported

0

#### Kafr Naseh Elatareb

Bread: no info  
 Rice: 450 SYP  
 Lentils: 350 SYP  
 Sugar: 300 SYP  
 Cooking oil: 500 SYP

Private bakeries

No difficulties reported

0

#### Kafr Noran

Bread: no info  
 Rice: 450 SYP  
 Lentils: 350 SYP  
 Sugar: 300 SYP  
 Cooking oil: 500 SYP

Shops

No difficulties reported

Private bakeries unavailable

**Main challenges to obtaining food**

- No challenges
- Some foods unavailable
- Local production decreased
- Some foods expensive
- Lack of resources to buy food
- Lack of access to fuel
- Cooking fuel unavailable
- No information

Bread (public): 1 pack  
 Rice: 1kg  
 Lentils: 1kg  
 Sugar: 1kg  
 Cooking oil: 1 litre

**Access to bread**

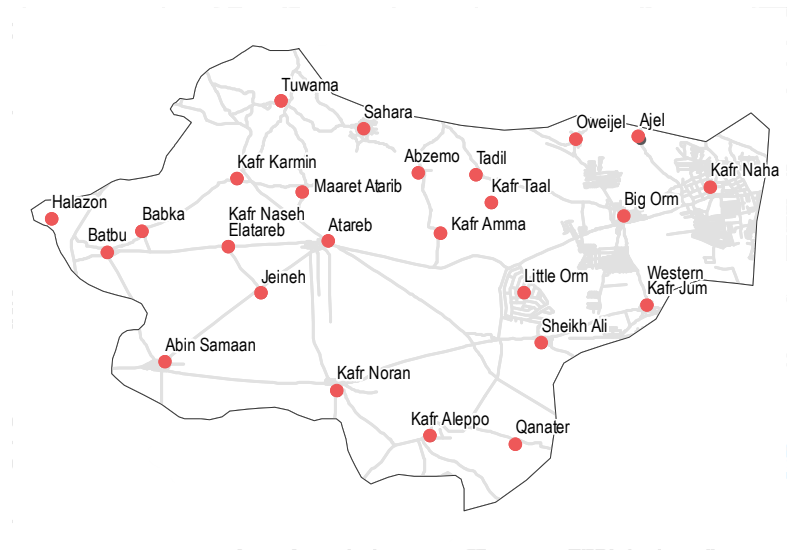
- Most common source of bread
- Most common barriers to accessing bread
- Number of days, per month, where bread from private bakeries was unavailable

### Displacement

- % of pre-conflict population remaining
- % of population that are female
- % of female-headed households
- IDPs living in village
- New IDP arrivals
- Returnees

Community	% of pre-conflict population remaining	% of population that are female	% of female-headed households	IDPs living in village	New IDP arrivals	Returnees
<b>Kafr Taal</b>	76-100%	51-75%	1-25%	Yes	No	No
<b>Little Orm</b>	76-100%	51-75%	1-25%	Yes	No info	No
<b>Maaret Atarib</b>	76-100%	51-75%	1-25%	Yes	No	No
<b>Oweijel</b>	76-100%	26-50%	1-25%	Yes	No	No
<b>Qanater</b>	76-100%	26-50%	1-25%	Yes	Yes	No

•25/25 communities assessed (15 communities are shown on the previous three factsheets, 5 communities are shown on the next factsheet): Kafr Taal, Little Orm, Maaret Atarib, Oweijel, Qanater



### NFIs

Community	B	C	D	F
<b>Kafr Taal</b>	10500 SYP	NA	3500 SYP	NA
<b>Oweijel</b>	8500 SYP	1750 SYP	45 SYP	7000 SYP
<b>Little Orm</b>	10500 SYP	NA	3500 SYP	NA
<b>Qanater</b>	8500 SYP	1800 SYP	45 SYP	7000 SYP

- Most common electricity source
- Main network
  - Generator
  - No source
  - Solar alternative
  - Batteries
  - No information
- Fuel Prices (SYP)\*
- B** Butane (cannister)
  - C** Coal (1kg)
  - D** Diesel (1 litre)
  - F** Firewood (1 tonne)
- NFI Prices (SYP)\*
- Cement (50kg)
  - Floor mat (3\*4m)
  - Plastic tarpaulin (1m<sup>2</sup>)
  - Tent (5 persons)
- NA: not available for purchase

### Shelter

- Most common shelter
- Independent apartment or house
  - Shared apartment or house
  - Unfinished apartment or house
  - Tent
  - Private space not for shelter
  - Cave/natural shelter
  - Collective public space not for shelter
  - No IDPs
  - No information
- Min - Max: rent paid per room (where known)

Community	Most common shelter	Min - Max: rent paid per room (where known)
<b>Kafr Taal</b>	Independent apartment or house	5000 - 8000 SYP
<b>Oweijel</b>	Independent apartment or house	8500 - 9500 SYP
<b>Little Orm</b>	Independent apartment or house	5000 - 10000 SYP
<b>Qanater</b>	Independent apartment or house	7000 - 8000 SYP
<b>Maaret Atarib</b>	Independent apartment or house	5000 - 7500 SYP

### Livelihoods

Community	Most common sources of income	Most common strategies used to cope with lack of income / resources
<b>Kafr Taal</b>	Daily employment Farm owning Business/trade	Children sent to work/beg Borrowing from family/friends
<b>Little Orm</b>	Daily employment Farm owning Business/trade	Children sent to work/beg Borrowing from family/friends
<b>Maaret Atarib</b>	Daily employment Farm owning Business/trade	Children sent to work/beg Borrowing from family/friends
<b>Oweijel</b>	Daily employment High risk/illegal work	Children sent to work/beg Borrowing from family/friends High risk/illegal work
<b>Qanater</b>	Daily employment High risk/illegal work	Children sent to work/beg Borrowing from family/friends High risk/illegal work

### Maaret Atarib

<b>B</b> 10500 SYP	NA
<b>C</b> NA	3500 SYP
<b>D</b> 225 SYP	NA
<b>F</b> NA	NA

**Kafr Taal**  
No lack of fuel

**Little Orm**  
No lack of fuel

**Maaret Atarib**  
No lack of fuel

**Oweijel**  
No lack of fuel

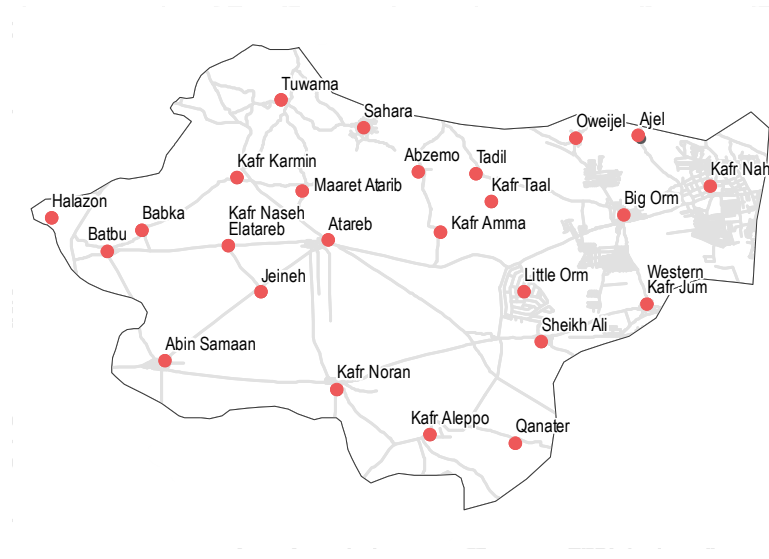
**Qanater**  
No lack of fuel

### WASH

- Most common water source**
- Water is safe to drink
  - Water tastes/smells bad
  - People sick after drinking
  - No information
- Sufficiency of available water to meet household needs**
- Sufficient
  - Insufficient
  - No information
- Most common method of garbage disposal**

- Kafr Taal**  
 Network  
 Private paid collection
- Little Orm**  
 Network  
 Public free collection
- Maaret Atarib**  
 Network  
 Private paid collection
- Oweijel**  
 Network  
 Private paid collection
- Qanater**  
 Network  
 Private paid collection

•25/25 communities assessed (15 communities are shown on the previous three factsheets, 5 communities are shown on the next factsheet): Kafr Taal, Little Orm, Maaret Atarib, Oweijel, Qanater



### Education

- Status of primary schools in village**
- Functioning
  - Not functioning
  - Not available
  - No information
- Barriers to accessing education services**

- Maaret Atarib**  
 Most children accessed education
- Oweijel**  
 Services are too far  
 Unsafe route to services
- Kafr Taal**  
 Most children accessed education
- Qanater**  
 Most children accessed education

**Little Orm**  
 Most children accessed education

### Health

- Most common health problems**
- Most common barriers to accessing healthcare**

Community	Most common health problems	Most common barriers to accessing healthcare
<b>Kafr Taal</b>	Diarrhoea Pregnancy related diseases Severe diseases affecting those aged less than 5	No info
<b>Little Orm</b>	Diarrhoea Skin diseases Severe diseases affecting those aged less than 5	No facilities in the area
<b>Maaret Atarib</b>	Diarrhoea Skin diseases Severe diseases affecting those aged less than 5	No facilities in the area
<b>Oweijel</b>	Chronic diseases Fever Severe diseases affecting those aged less than 5	No facilities in the area
<b>Qanater</b>	Chronic diseases Fever Severe diseases affecting those aged less than 5	No facilities in the area Security concerns around travel High cost of transportation

### Food Security

- Kafr Taal**  
 Bread: no info  
 Rice: 450 SYP  
 Lentils: 350 SYP  
 Sugar: 300 SYP  
 Cooking oil: 500 SYP
- Shops**  
 No difficulties reported  
 Private bakeries unavailable
- Little Orm**  
 Bread: no info  
 Rice: 450 SYP  
 Lentils: 350 SYP  
 Sugar: 300 SYP  
 Cooking oil: 500 SYP
- Shops**  
 No difficulties reported  
 Private bakeries unavailable
- Maaret Atarib**  
 Bread: no info  
 Rice: 450 SYP  
 Lentils: 350 SYP  
 Sugar: 300 SYP  
 Cooking oil: 500 SYP
- Private bakeries**  
 No difficulties reported  
 0
- Oweijel**  
 Bread: no info  
 Rice: 450 SYP  
 Lentils: 450 SYP  
 Sugar: 325 SYP  
 Cooking oil: 550 SYP
- Private bakeries**  
 No difficulties reported  
 0
- Qanater**  
 Bread: no info  
 Rice: 450 SYP  
 Lentils: 450 SYP  
 Sugar: 325 SYP  
 Cooking oil: 550 SYP
- Shops**  
 No difficulties reported  
 Private bakeries unavailable

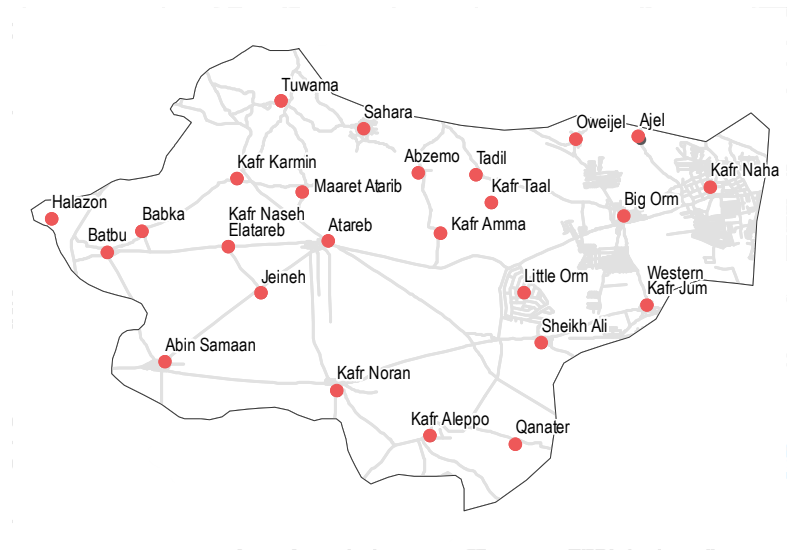
- Main challenges to obtaining food**
- No challenges
  - Some foods unavailable
  - Local production decreased
  - Lack of access to markets
  - Some foods expensive
  - Lack of resources to buy food
  - Lack of access to fuel
  - Cooking fuel unavailable
  - No information
- Bread (public): 1 pack  
 Rice: 1kg  
 Lentils: 1kg  
 Sugar: 1kg  
 Cooking oil: 1 litre
- Access to bread**
- Most common source of bread
  - Most common barriers to accessing bread
  - Number of days, per month, where bread from private bakeries was unavailable

### Displacement

- % of pre-conflict population remaining
- % of population that are female
- % of female-headed households
- IDPs living in village
- New IDP arrivals
- Returnees

Sub-district	% of pre-conflict population remaining	% of population that are female	% of female-headed households	IDPs living in village	New IDP arrivals	Returnees
<b>Sahara</b>	76-100%	51-75%	1-25%	Yes	Yes	No
<b>Sheikh Ali</b>	76-100%	26-50%	1-25%	Yes	No	No
<b>Tadil</b>	76-100%	26-50%	1-25%	Yes	No	No
<b>Tuwama</b>	76-100%	51-75%	1-25%	Yes	Yes	No
<b>Western Kafr Jum</b>	76-100%	26-50%	1-25%	Yes	No	No

• 25/25 communities assessed (20 communities are shown on the previous four factsheets): Sahara, Sheikh Ali, Tadil, Tuwama, Western Kafr Jum



### Shelter

- Independent apartment or house
- Shared apartment or house
- Unfinished apartment or house
- Tent
- Private space not for shelter
- Cave/natural shelter
- Collective public space not for shelter
- No IDPs
- No information
- Min - Max: rent paid per room (where known)

Sub-district	Most common shelter	NDPs	IDPs
<b>Sahara</b>	Independent apartment or house	7000 - 10000 SYP	7000 - 10000 SYP
<b>Sheikh Ali</b>	Independent apartment or house	8500 - 9500 SYP	8500 - 9500 SYP
<b>Tadil</b>	Independent apartment or house	8500 - 9000 SYP	8500 - 9000 SYP
<b>Tuwama</b>	Independent apartment or house	7000 - 10000 SYP	7000 - 10000 SYP
<b>Western Kafr Jum</b>	Unfinished apartment or house	8000 - 9000 SYP	8000 - 9000 SYP

### Livelihoods

Sub-district	Most common sources of income	Most common strategies used to cope with lack of income / resources
<b>Sahara</b>	Daily employment Farm owning Business/trade	Children sent to work/beg Borrowing from family/friends
<b>Sheikh Ali</b>	Daily employment High risk/illegal work	Children sent to work/beg High risk/illegal work Skipping meals
<b>Tadil</b>	Daily employment High risk/illegal work	Children sent to work/beg Borrowing from family/friends High risk/illegal work
<b>Tuwama</b>	Daily employment Farm owning Business/trade	Children sent to work/beg Borrowing from family/friends
<b>Western Kafr Jum</b>	Daily employment High risk/illegal work	Children sent to work/beg High risk/illegal work Skipping meals

### NFIs

Sub-district	Most common electricity source	Fuel Prices (SYP)*	NFI Prices (SYP)*
<b>Sahara</b>	Generator	B 10500 SYP, C 45 SYP, D 225 SYP, F 60000 SYP	Cement (50kg), Floor mat (3*4m), Plastic tarpaulin (1m <sup>2</sup> ), Tent (5 persons)
<b>Sheikh Ali</b>	Generator	B 8500 SYP, C 45 SYP, D 240 SYP, F 75000 SYP	Cement (50kg), Floor mat (3*4m), Plastic tarpaulin (1m <sup>2</sup> ), Tent (5 persons)
<b>Tadil</b>	Generator	B 8500 SYP, C 45 SYP, D 240 SYP, F 70000 SYP	Cement (50kg), Floor mat (3*4m), Plastic tarpaulin (1m <sup>2</sup> ), Tent (5 persons)
<b>Tuwama</b>	Generator	B 10500 SYP, C NA, D 225 SYP, F NA	Cement (50kg), Floor mat (3*4m), Plastic tarpaulin (1m <sup>2</sup> ), Tent (5 persons)
<b>Western Kafr Jum</b>	Generator	B 8500 SYP, C 45 SYP, D 240 SYP, F 70000 SYP	Cement (50kg), Floor mat (3*4m), Plastic tarpaulin (1m <sup>2</sup> ), Tent (5 persons)

Sub-district	Most common strategies used to cope with a lack of fuel
<b>Sahara</b>	No lack of fuel
<b>Sheikh Ali</b>	No lack of fuel
<b>Tadil</b>	No lack of fuel
<b>Tuwama</b>	No lack of fuel
<b>Western Kafr Jum</b>	No lack of fuel

### WASH

- Most common water source**
- Water is safe to drink
  - Water tastes/smells bad
  - People sick after drinking
  - No information
- Sufficiency of available water to meet household needs**
- Sufficient
  - Insufficient
  - No information
- Most common method of garbage disposal**

#### Sahara

- Network
- Private paid collection

#### Sheikh Ali

- Network
- Private paid collection

#### Tadil

- Network
- Private paid collection

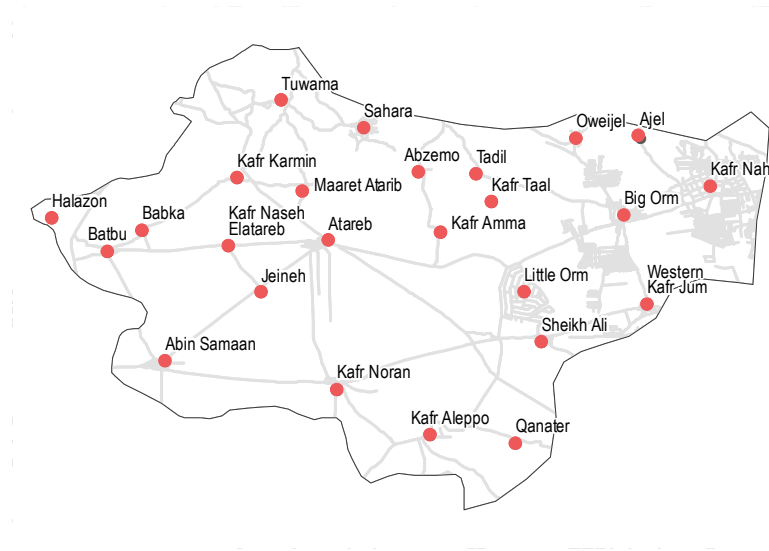
#### Tuwama

- Water trucking
- Public free collection

#### Western Kafr Jum

- Network
- Private paid collection

• 25/25 communities assessed (20 communities are shown on the previous four factsheets): Sahara, Sheikh Ali, Tadil, Tuwama, Western Kafr Jum



### Education

- Status of primary schools in village**
- Functioning
  - Not functioning
  - Not available
  - No information
- Barriers to accessing education services**

#### Tadil

Most children accessed education

#### Tuwama

Most children accessed education

#### Western Kafr Jum

Most children accessed education

#### Sahara

Most children accessed education

#### Sheikh Ali

Most children accessed education

### Health

**Most common health problems**

**Most common barriers to accessing healthcare**

#### Sahara

Skin diseases  
 Pregnancy related diseases  
 Severe diseases affecting those aged less than 5

No difficulties reported

#### Sheikh Ali

Maternal health issues  
 Severe diseases affecting those aged less than 5

Security concerns around travel  
 Lack of transportation  
 Security concerns around entering facilities

#### Tadil

Skin diseases  
 Chronic diseases  
 Injuries

No difficulties reported

#### Tuwama

Skin diseases  
 Pregnancy related diseases  
 Severe diseases affecting those aged less than 5

No facilities in the area

#### Western Kafr Jum

Disabilities  
 Chronic diseases  
 Maternal health issues

Security concerns around travel  
 High cost of transportation

### Food Security

#### Sahara

- Bread: no info
- Rice: 450 SYP
- Lentils: 350 SYP
- Sugar: 300 SYP
- Cooking oil: 500 SYP
- Private bakeries
- No difficulties reported

#### Sheikh Ali

- Bread: no info
- Rice: 450 SYP
- Lentils: 450 SYP
- Sugar: 325 SYP
- Cooking oil: 550 SYP
- Private bakeries
- No difficulties reported

#### Tadil

- Bread: no info
- Rice: 450 SYP
- Lentils: 450 SYP
- Sugar: 325 SYP
- Cooking oil: 550 SYP
- Private bakeries
- No difficulties reported

#### Tuwama

- Bread: no info
- Rice: 450 SYP
- Lentils: 350 SYP
- Sugar: 300 SYP
- Cooking oil: 500 SYP
- Shops
- No difficulties reported
- Private bakeries unavailable

#### Western Kafr Jum

- Bread: no info
- Rice: 450 SYP
- Lentils: 450 SYP
- Sugar: 325 SYP
- Cooking oil: 550 SYP
- Private bakeries
- No difficulties reported

**Main challenges to obtaining food**

- No challenges
- Some foods unavailable
- Local production decreased
- Lack of access to markets
- Some foods expensive
- Lack of resources to buy food
- Lack of access to fuel
- Cooking fuel unavailable
- No information

Bread (public): 1 pack  
 Rice: 1kg  
 Lentils: 1kg  
 Sugar: 1kg  
 Cooking oil: 1 litre

**Access to bread**

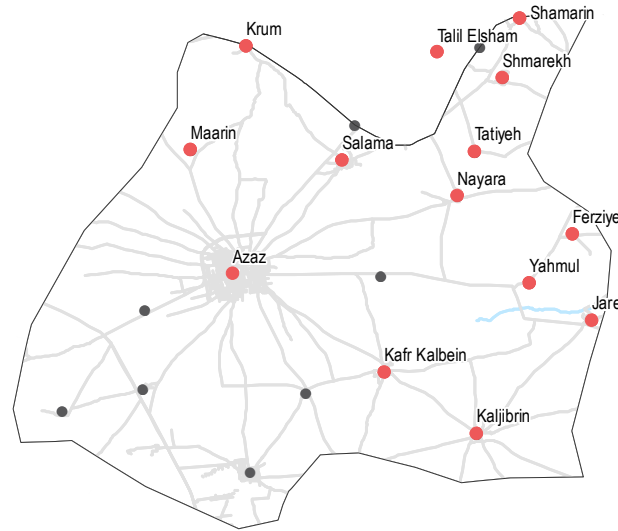
- Most common source of bread
- Most common barriers to accessing bread
- Number of days, per month, where bread from private bakeries was unavailable

### Displacement

- % of pre-conflict population remaining
- % of population that are female
- % of female-headed households
- IDPs living in village
- New IDP arrivals
- Returnees

Community	% of pre-conflict population remaining	% of population that are female	% of female-headed households	IDPs living in village	New IDP arrivals	Returnees
<b>Azaz</b>	51-75%	51-75%	1-25%	Yes	Yes	No
<b>Ferziyeh</b>	51-75%	51-75%	26-50%	Yes	Yes	No
<b>Jarez</b>	76-100%	51-75%	1-25%	Yes	No	No
<b>Kafr Kalbein</b>	76-100%	51-75%	1-25%	Yes	No	No
<b>Kaljibrin</b>	76-100%	51-75%	1-25%	Yes	Yes	Yes

• 14/21 communities assessed (9 communities are shown on the next two factsheets): Azaz, Ferziyeh, Jarez, Kafr Kalbein, Kaljibrin



### Shelter

- Independent apartment or house
- Shared apartment or house
- Unfinished apartment or house
- Tent
- Private space not for shelter
- Cave/natural shelter
- Collective public space not for shelter
- No IDPs
- No information
- Min - Max: rent paid per room (where known)

Community	Most common shelter	Min - Max: rent paid per room (where known)
<b>Azaz</b>	Independent apartment or house	20000 - 25000 SYP
<b>Ferziyeh</b>	Independent apartment or house	300 - 3500 SYP
<b>Jarez</b>	Independent apartment or house	7500 - 10000 SYP
<b>Kafr Kalbein</b>	Independent apartment or house	10000 - 12500 SYP
<b>Kaljibrin</b>	Independent apartment or house	5000 - 7000 SYP

### Livelihoods

- Most common sources of income
- Most common strategies used to cope with lack of income / resources

Community	Most common sources of income	Most common strategies used to cope with lack of income / resources
<b>Azaz</b>	Stable employment Daily employment Business/trade	No info
<b>Ferziyeh</b>	Farm owning	No info
<b>Jarez</b>	Daily employment Farm owning Business/trade	Children sent to work/beg Borrowing from family/friends Reducing meal size
<b>Kafr Kalbein</b>	Daily employment Farm owning Business/trade	Children sent to work/beg Borrowing from family/friends Reducing meal size
<b>Kaljibrin</b>	Daily employment Farm owning Business/trade	No info

### NFIs

Community	Most common electricity source	Fuel Prices (SYP)*	NFI Prices (SYP)*
<b>Azaz</b>	Generator	B 6000 SYP C 60 SYP D 200 SYP F 58000 SYP	Cement (50kg) Floor mat (3*4m) Plastic tarpaulin (1m <sup>2</sup> ) Tent (5 persons)
<b>Kafr Kalbein</b>	Generator	B 5800 SYP C NA D 200 SYP F NA	NA: not available for purchase
<b>Ferziyeh</b>	Generator	B 6400 SYP C NA D 220 SYP F NA	Most common strategies used to cope with a lack of fuel
<b>Kaljibrin</b>	Generator	B 5500 SYP C NA D 225 SYP F NA	
<b>Jarez</b>	Generator	B 6000 SYP C NA D 200 SYP F NA	

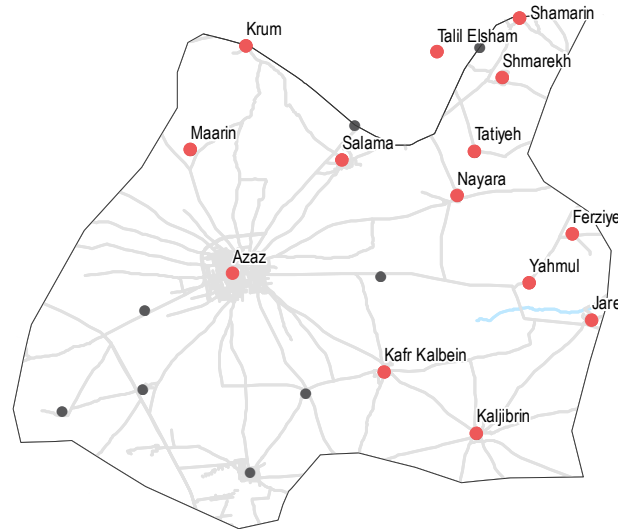
Community	Most common strategies used to cope with a lack of fuel
<b>Azaz</b>	No lack of fuel
<b>Ferziyeh</b>	No lack of fuel
<b>Kafr Kalbein</b>	No lack of fuel
<b>Jarez</b>	No lack of fuel
<b>Kaljibrin</b>	No lack of fuel

### WASH

- Most common water source**
- Status of water source**
- Water is safe to drink
  - Water tastes/smells bad
  - People sick after drinking
  - No information
- Sufficiency of available water to meet household needs**
- Sufficient
  - Insufficient
  - No information
- Most common method of garbage disposal**

- Azaz**
- Closed well
  - Public free collection
- Ferziyeh**
- Closed well
  - Public free collection
- Jarez**
- Closed well
  - Private paid collection
- Kafr Kalbein**
- Network
  - Private paid collection
- Kaljibrin**
- Network
  - Public free collection

• 14/21 communities assessed (9 communities are shown on the next two factsheets): Azaz, Ferziyeh, Jarez, Kafr Kalbein, Kaljibrin



### Education

- Status of primary schools in village**
- Functioning
  - Not functioning
  - Not available
  - No information
- Barriers to accessing education services**
- Azaz: Most children accessed education
  - Kaljibrin: Most children accessed education
  - Ferziyeh: No spaces available

- Jarez**
- Most children accessed education
- Kafr Kalbein**
- Most children accessed education

### Health

- Most common health problems
- Most common barriers to accessing healthcare

Community	Most common health problems	Most common barriers to accessing healthcare
Azaz	Disabilities Skin diseases Acute respiratory infections	No difficulties reported
Ferziyeh	Skin diseases	No facilities in the area
Jarez	Chronic diseases Maternal health issues Severe diseases affecting those aged less than 5	No facilities in the area
Kafr Kalbein	Chronic diseases Maternal health issues Severe diseases affecting those aged less than 5	No facilities in the area
Kaljibrin	Diarrhoea Skin diseases Chronic diseases	No difficulties reported

### Food Security

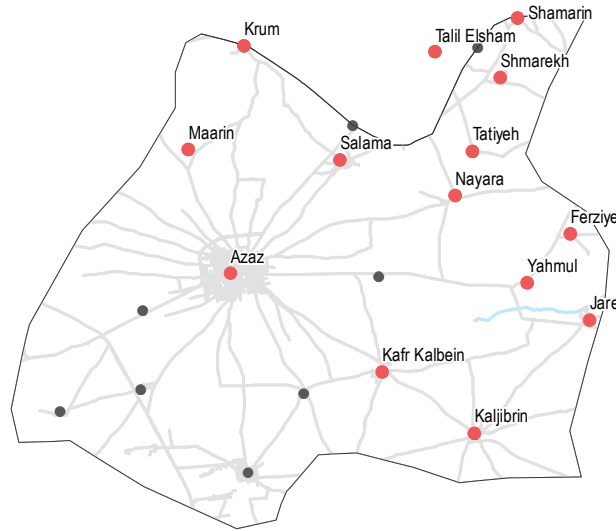
- Azaz**
- Bread: 100 SYP
  - Rice: 450 SYP
  - Lentils: 250 SYP
  - Sugar: 350 SYP
  - Cooking oil: 550 SYP
  - Public bakeries
  - No difficulties reported
- Ferziyeh**
- Bread: no info
  - Rice: 525 SYP
  - Lentils: 300 SYP
  - Sugar: 350 SYP
  - Cooking oil: 500 SYP
  - Private bakeries
  - No difficulties reported
  - Private bakeries unavailable
- Jarez**
- Bread: 100 SYP
  - Rice: 500 SYP
  - Lentils: 250 SYP
  - Sugar: 300 SYP
  - Cooking oil: 550 SYP
  - Government distribution
  - No difficulties reported
- Kafr Kalbein**
- Bread: 100 SYP
  - Rice: 500 SYP
  - Lentils: 250 SYP
  - Sugar: 300 SYP
  - Cooking oil: 500 SYP
  - Government distribution
  - No difficulties reported
- Kaljibrin**
- Bread: 100 SYP
  - Rice: 500 SYP
  - Lentils: 250 SYP
  - Sugar: 300 SYP
  - Cooking oil: 475 SYP
  - Public bakeries
  - No difficulties reported
  - Private bakeries unavailable
- Main challenges to obtaining food**
- No challenges
  - Some foods unavailable
  - Local production decreased
  - Lack of access to markets
  - Some foods expensive
  - Lack of resources to buy food
  - Lack of access to fuel
  - Cooking fuel unavailable
  - No information
- Access to bread**
- Bread (public): 1 pack
  - Rice: 1kg
  - Lentils: 1kg
  - Sugar: 1kg
  - Cooking oil: 1 litre
  - Most common source of bread
  - Most common barriers to accessing bread
  - Number of days, per month, where bread from private bakeries was unavailable

### Displacement

- % of pre-conflict population remaining
- % of population that are female
- % of female-headed households
- IDPs living in village
- New IDP arrivals
- Returnees

Community	% of pre-conflict population remaining	% of population that are female	% of female-headed households	IDPs living in village	New IDP arrivals	Returnees
<b>Krum</b>	76-100%	51-75%	1-25%	Yes	No	No
<b>Maarin</b>	76-100%	51-75%	1-25%	Yes	No	No
<b>Nayara</b>	76-100%	51-75%	1-25%	Yes	No	No
<b>Salama</b>	76-100%	51-75%	1-25%	Yes	Yes	No
<b>Shamarin</b>	76-100%	51-75%	51-75%	Yes	No info	No

• 14/21 communities assessed (5 communities are shown on the previous factsheet, 4 communities are shown on the next factsheet): Krum, Maarin, Nayara, Salama, Shamarin



### Shelter

- Independent apartment or house
  - Shared apartment or house
  - Unfinished apartment or house
  - Tent
  - Private space not for shelter
  - Cave/natural shelter
  - Collective public space not for shelter
  - No IDPs
  - No information
- Min - Max: rent paid per room (where known)

Community	Most common shelter	Min - Max: rent paid per room (where known)
<b>Krum</b>	Independent apartment or house	5000 - 6000 SYP
<b>Salama</b>	Independent apartment or house	35000 - 40000 SYP
<b>Maarin</b>	Independent apartment or house	10000 - 12500 SYP
<b>Shamarin</b>	Independent apartment or house	7000 - 9000 SYP
<b>Nayara</b>	Independent apartment or house	5000 - 6500 SYP

### Livelihoods

- Most common sources of income
- Most common strategies used to cope with lack of income / resources

Community	Most common sources of income	Most common strategies used to cope with lack of income / resources
<b>Krum</b>	Daily employment Farm owning Business/trade	Borrowing from family/friends Reducing meal size
<b>Maarin</b>	Daily employment Farm owning Business/trade	Borrowing from family/friends Reducing meal size
<b>Nayara</b>	Daily employment Farm owning Business/trade	Borrowing from family/friends Reducing meal size
<b>Salama</b>	Stable employment Daily employment Business/trade	No info
<b>Shamarin</b>	Daily employment Farm owning Business/trade	No info

### NFIs

Community	Most common electricity source	Fuel Prices (SYP)*	NFI Prices (SYP)*
<b>Krum</b>	Generator	B 6000 SYP C NA D 200 SYP F NA	Cement (50kg) Floor mat (3*4m) Plastic tarpaulin (1m²) Tent (5 persons)
<b>Salama</b>	Generator	B 5500 SYP C NA D 200 SYP F 45000 SYP	NA: not available for purchase
<b>Maarin</b>	Generator	B 6000 SYP C NA D 200 SYP F NA	NA: not available for purchase
<b>Shamarin</b>	Generator	B 5600 SYP C NA D 200 SYP F NA	NA: not available for purchase
<b>Nayara</b>	Generator	B 5800 SYP C NA D 200 SYP F NA	NA: not available for purchase

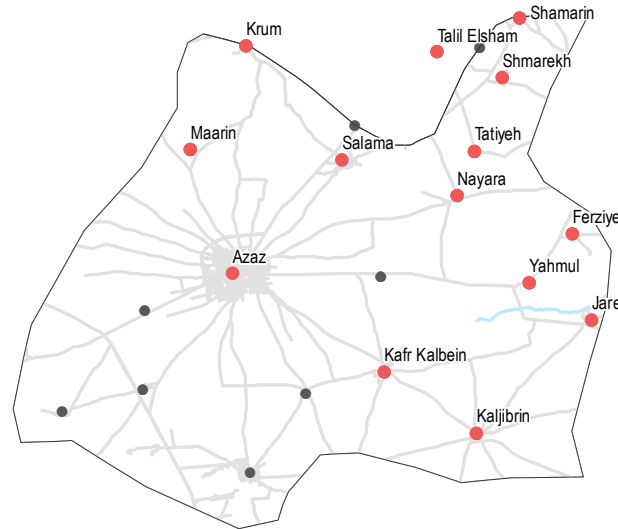
Community	Most common strategies used to cope with a lack of fuel
<b>Krum</b>	No lack of fuel
<b>Maarin</b>	No lack of fuel
<b>Salama</b>	No lack of fuel
<b>Nayara</b>	No lack of fuel
<b>Shamarin</b>	No lack of fuel

### WASH

- Most common water source**
- Status of water source**
- Water is safe to drink
  - Water tastes/smells bad
  - People sick after drinking
  - No information
- Sufficiency of available water to meet household needs**
- Sufficient
  - Insufficient
  - No information
- Most common method of garbage disposal**

- Krum**
- Closed well
  - Private paid collection
- Maarin**
- Water trucking
  - Private paid collection
- Nayara**
- Water trucking
  - Private paid collection
- Salama**
- Closed well
  - Private paid collection
- Shamarin**
- Network
  - Private paid collection

• 14/21 communities assessed (5 communities are shown on the previous factsheet, 4 communities are shown on the next factsheet): Krum, Maarin, Nayara, Salama, Shamarin



### Education

- Status of primary schools in village**
- Functioning
  - Not functioning
  - Not available
  - No information
- Barriers to accessing education services**

- Nayara**  
 Most children accessed education
- Salama**  
 Most children accessed education
- Shamarin**  
 Most children accessed education

- Krum**  
 Most children accessed education
- Maarin**  
 Most children accessed education

### Health

- Most common health problems**
- Most common barriers to accessing healthcare**

Community	Most common health problems	Most common barriers to accessing healthcare
Krum	Chronic diseases Pregnancy related diseases Severe diseases affecting those aged less than 5	No facilities in the area
Maarin	Chronic diseases Maternal health issues Severe diseases affecting those aged less than 5	No difficulties reported
Nayara	Chronic diseases Maternal health issues Severe diseases affecting those aged less than 5	No facilities in the area
Salama	Diarrhoea Severe diseases affecting those aged less than 5 Symptoms of psychological trauma	No difficulties reported
Shamarin	Chronic diseases Acute respiratory infections Severe diseases affecting those aged less than 5	No difficulties reported

### Food Security

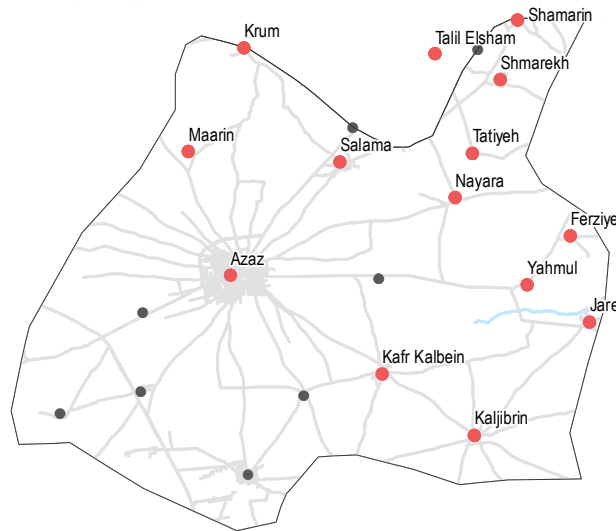
- Krum**
- Bread: 100 SYP
  - Rice: 500 SYP
  - Lentils: 250 SYP
  - Sugar: 300 SYP
  - Cooking oil: 550 SYP
- Government distribution
  - No difficulties reported
  - Private bakeries unavailable
- Maarin**
- Bread: 100 SYP
  - Rice: 500 SYP
  - Lentils: 250 SYP
  - Sugar: 300 SYP
  - Cooking oil: 500 SYP
- Government distribution
  - No difficulties reported
  - Private bakeries unavailable
- Nayara**
- Bread: 100 SYP
  - Rice: 500 SYP
  - Lentils: 250 SYP
  - Sugar: 300 SYP
  - Cooking oil: 550 SYP
- Government distribution
  - No difficulties reported
  - Private bakeries unavailable
- Salama**
- Bread: 100 SYP
  - Rice: 500 SYP
  - Lentils: 300 SYP
  - Sugar: 350 SYP
  - Cooking oil: 450 SYP
- Private bakeries
  - No difficulties reported
  - 1 to 10
- Shamarin**
- Bread: 100 SYP
  - Rice: 500 SYP
  - Lentils: 350 SYP
  - Sugar: 300 SYP
  - Cooking oil: 500 SYP
- Government distribution
  - No difficulties reported
  - Private bakeries unavailable
- Main challenges to obtaining food**
- No challenges
  - Some foods unavailable
  - Local production decreased
  - Lack of access to markets
  - Some foods expensive
  - Lack of resources to buy food
  - Lack of access to fuel
  - Cooking fuel unavailable
  - No information
- Bread (public): 1 pack**  
 Rice: 1kg  
 Lentils: 1kg  
 Sugar: 1kg  
 Cooking oil: 1 litre
- Access to bread**
- Most common source of bread
  - Most common barriers to accessing bread
  - Number of days, per month, where bread from private bakeries was unavailable

### Displacement

- % of pre-conflict population remaining
- % of population that are female
- % of female-headed households
- IDPs living in village
- New IDP arrivals
- Returnees

Shmarekh		
1-25%	51-75%	51-75%
Yes	No info	No
Talil Elsham		
1-25%	51-75%	51-75%
Yes	No info	No
Tatiyeh		
76-100%	51-75%	1-25%
Yes	No	No
Yahmul		
76-100%	51-75%	51-75%
Yes	No info	No

• 14/21 communities assessed (10 communities are shown on the previous two factsheets): Shmarekh, Talil Elsham, Tatiyeh, Yahmul



### Shelter

- Independent apartment or house
- Shared apartment or house
- Unfinished apartment or house
- Tent
- Private space not for shelter
- Cave/natural shelter
- Collective public space not for shelter
- No IDPs
- No information
- Min - Max: rent paid per room (where known)

Shmarekh		Yahmul	
NDPs	IDPs	NDPs	IDPs
No info		No info	
Talil Elsham			
NDPs	IDPs		
9000 - 10000 SYP			
Tatiyeh			
NDPs	IDPs		
4000 - 5000 SYP			

### Livelihoods

- Most common sources of income
- Most common strategies used to cope with lack of income / resources

Community	Most common sources of income	Most common strategies used to cope with lack of income / resources
Shmarekh	Daily employment Farm owning Business/trade	No info
Talil Elsham	Daily employment Farm owning Business/trade	No info
Tatiyeh	Daily employment Farm owning Business/trade	Borrowing from family/friends Reducing meal size
Yahmul	Daily employment Farm owning Business/trade	No info

### NFIs

Community	Lightbulb icon	Generator icon	Lightbulb icon	Generator icon
Shmarekh	B 5700 SYP	NA	B 5700 SYP	NA
Talil Elsham	B 5500 SYP	NA	B 5500 SYP	NA
Tatiyeh	B 5900 SYP	1600 SYP	B 5900 SYP	1600 SYP

- Most common electricity source
- Main network
- Generator
- No source
- Solar alternative
- Batteries
- No information
- Fuel Prices (SYP)\*
- B** Butane (cannister)
- C** Coal (1kg)
- D** Diesel (1 litre)
- F** Firewood (1 tonne)
- NFI Prices (SYP)\*
- Cement (50kg)
- Floor mat (3\*4m)
- Plastic tarpaulin (1m<sup>2</sup>)
- Tent (5 persons)
- NA: not available for purchase

Community	Flame icon	Flame icon
Shmarekh	No lack of fuel	
Talil Elsham	No lack of fuel	
Yahmul		No lack of fuel
Tatiyeh	No lack of fuel	

### WASH

- Most common water source**
- Status of water source**
- Water is safe to drink
  - Water tastes/smells bad
  - People sick after drinking
  - No information
- Sufficiency of available water to meet household needs**
- Sufficient
  - Insufficient
  - No information
- Most common method of garbage disposal**

#### Shmarekh

- Closed well
- Private paid collection

#### Talil Elsham

- Water trucking
- Private paid collection

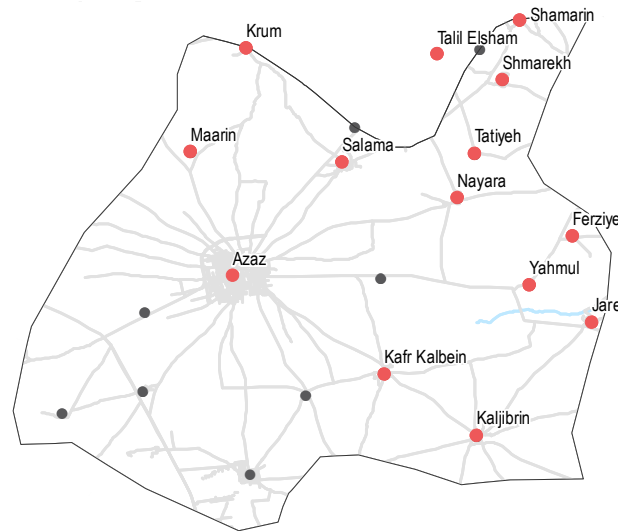
#### Tatiyeh

- Closed well
- Private paid collection

#### Yahmul

- Closed well
- Private paid collection

14/21 communities assessed (10 communities are shown on the previous two factsheets): Shmarekh, Talil Elsham, Tatiyeh, Yahmul



### Education

- Status of primary schools in village**
- Functioning
  - Not functioning
  - Not available
  - No information
- Barriers to accessing education services**

#### Tatiyeh

Most children accessed education

#### Yahmul

Most children accessed education

#### Shmarekh

Most children accessed education

#### Talil Elsham

Most children accessed education

### Health

#### Most common health problems

#### Most common barriers to accessing healthcare

#### Shmarekh

Chronic diseases  
 Acute respiratory infections  
 Severe diseases affecting those aged less than 5

No facilities in the area

#### Talil Elsham

Chronic diseases  
 Acute respiratory infections  
 Severe diseases affecting those aged less than 5

No difficulties reported

#### Tatiyeh

Chronic diseases  
 Maternal health issues  
 Severe diseases affecting those aged less than 5

No facilities in the area

#### Yahmul

Chronic diseases  
 Acute respiratory infections  
 Severe diseases affecting those aged less than 5

No facilities in the area

### Food Security

#### Shmarekh

- Bread: 100 SYP
- Rice: 500 SYP
- Lentils: 350 SYP
- Sugar: 300 SYP
- Cooking oil: 500 SYP

Government distribution

No difficulties reported

Private bakeries unavailable

#### Talil Elsham

- Bread: 100 SYP
- Rice: 550 SYP
- Lentils: 300 SYP
- Sugar: 300 SYP
- Cooking oil: 500 SYP

Government distribution

No difficulties reported

Private bakeries unavailable

#### Tatiyeh

- Bread: 100 SYP
- Rice: 500 SYP
- Lentils: 250 SYP
- Sugar: 300 SYP
- Cooking oil: 550 SYP

Government distribution

No difficulties reported

Private bakeries unavailable

#### Yahmul

- Bread: 100 SYP
- Rice: 500 SYP
- Lentils: 350 SYP
- Sugar: 300 SYP
- Cooking oil: 500 SYP

Government distribution

No difficulties reported

Private bakeries unavailable

#### Main challenges to obtaining food

- No challenges
- Some foods unavailable
- Local production decreased
- Lack of access to markets
- Some foods expensive
- Lack of resources to buy food
- Lack of access to fuel
- Cooking fuel unavailable
- No information

Bread (public): 1 pack  
 Rice: 1kg  
 Lentils: 1kg  
 Sugar: 1kg  
 Cooking oil: 1 litre

#### Access to bread

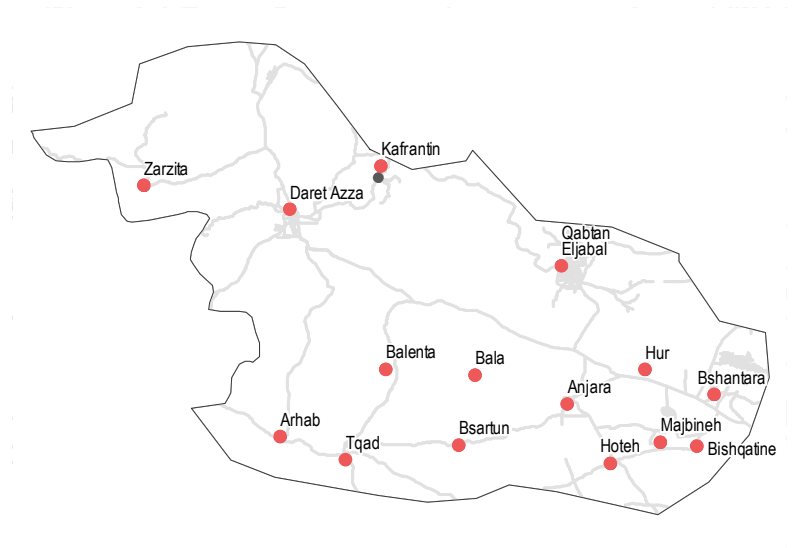
- Most common source of bread
- Most common barriers to accessing bread
- Number of days, per month, where bread from private bakeries was unavailable

### Displacement

- % of pre-conflict population remaining
- % of population that are female
- % of female-headed households
- IDPs living in village
- New IDP arrivals
- Returnees

Community	% of pre-conflict population remaining	% of population that are female	% of female-headed households	IDPs living in village	New IDP arrivals	Returnees
<b>Anjara</b>	76-100%	51-75%	1-25%	Yes	No	No
<b>Arhab</b>	51-75%	26-50%	1-25%	Yes	Yes	No
<b>Bala</b>	76-100%	26-50%	1-25%	Yes	No	No
<b>Balenta</b>	76-100%	26-50%	1-25%	Yes	No	No
<b>Bishqatine</b>	51-75%	26-50%	1-25%	Yes	No	No

• 15/15 communities assessed (10 communities are shown on the next two factsheets): Anjara, Arhab, Bala, Balenta, Bishqatine



### Shelter

- Independent apartment or house
  - Shared apartment or house
  - Unfinished apartment or house
  - Tent
  - Private space not for shelter
  - Cave/natural shelter
  - Collective public space not for shelter
  - No IDPs
  - No information
- Min - Max: rent paid per room (where known)

Community	Most common shelter	NDPs	IDPs
<b>Anjara</b>	Independent apartment or house	8000 - 12000 SYP	
<b>Balenta</b>	Independent apartment or house	7500 - 8000 SYP	
<b>Arhab</b>	Independent apartment or house	6000 - 7000 SYP	
<b>Bishqatine</b>	Independent apartment or house	5500 - 6500 SYP	
<b>Bala</b>	No IDPs	7000 - 7500 SYP	

### Livelihoods

Most common sources of income

Most common strategies used to cope with lack of income / resources

Community	Most common sources of income	Most common strategies used to cope with lack of income / resources
<b>Anjara</b>	Daily employment Farm owning Business/trade	Children sent to work/beg Borrowing from family/friends
<b>Arhab</b>	Daily employment Farm owning Savings	Borrowing from family/friends High risk/illegal work Selling household assets
<b>Bala</b>	Daily employment High risk/illegal work	Children sent to work/beg Borrowing from family/friends High risk/illegal work
<b>Balenta</b>	Daily employment High risk/illegal work	Children sent to work/beg Borrowing from family/friends High risk/illegal work
<b>Bishqatine</b>	Daily employment High risk/illegal work	Children sent to work/beg Borrowing from family/friends High risk/illegal work

### NFIs

Community	Lightbulb icon	Generator icon	Lightbulb icon	Generator icon
<b>Anjara</b>	B 10000 SYP	1600 SYP	B 8500 SYP	1750 SYP
<b>Arhab</b>	C 40 SYP	3500 SYP	C 45 SYP	7000 SYP
<b>Bala</b>	D 225 SYP	750 SYP	D 240 SYP	300 SYP
<b>Balenta</b>	F 55000 SYP	NA	F 75000 SYP	NA
<b>Bishqatine</b>	B 8000 SYP	1750 SYP	B 7500 SYP	1750 SYP
<b>Bala</b>	C 45 SYP	7000 SYP	C 45 SYP	6000 SYP
	D 215 SYP	NA	D 225 SYP	300 SYP
	F 70000 SYP	NA	F 75000 SYP	NA

- Most common electricity source
- Main network
  - Generator
  - No source
  - Solar alternative
  - Batteries
  - No information
- Fuel Prices (SYP)\*
- B** Butane (cannister)
  - C** Coal (1kg)
  - D** Diesel (1 litre)
  - F** Firewood (1 tonne)
- NFI Prices (SYP)\*
- Cement (50kg)
  - Floor mat (3\*4m)
  - Plastic tarpaulin (1m<sup>2</sup>)
  - Tent (5 persons)
- NA: not available for purchase

Community	Flame icon	Flame icon
<b>Anjara</b>	No lack of fuel	
<b>Arhab</b>	Cutting trees Burning furniture not in use Burning productive assets	<b>Balenta</b> No lack of fuel
<b>Bala</b>	No lack of fuel	<b>Bishqatine</b> Cutting trees Burning furniture not in use Burning plastics

### WASH

- Most common water source**
- Status of water source**
- Water is safe to drink
  - Water tastes/smells bad
  - People sick after drinking
  - No information
- Sufficiency of available water to meet household needs**
- Sufficient
  - Insufficient
  - No information
- Most common method of garbage disposal**

#### Anjara

- Water trucking
- Private paid collection

#### Arhab

- Network
- Private paid collection

#### Bala

- Water trucking
- Private paid collection

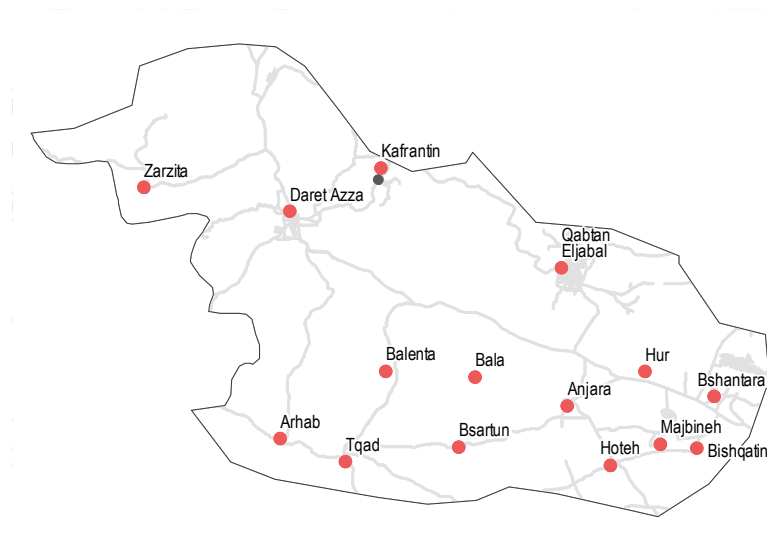
#### Balenta

- Water trucking
- Private paid collection

#### Bishqatine

- Network
- Private paid collection

• 15/15 communities assessed (10 communities are shown on the next two factsheets): Anjara, Arhab, Bala, Balenta, Bishqatine



### Education

- Status of primary schools in village**
- Functioning
  - Not functioning
  - Not available
  - No information
- Barriers to accessing education services**

#### Bala

- Services are too far
- Unsafe route to services

#### Balenta

- Most children accessed education

#### Anjara

- Most children accessed education

#### Arhab

- Services are too far
- Unsafe route to services

#### Bishqatine

- Services are too far
- Unsafe route to services

### Health



Most common health problems



Most common barriers to accessing healthcare

#### Anjara

- Diarrhoea
- Pregnancy related diseases
- Severe diseases affecting those aged less than 5

No difficulties reported

#### Arhab

- Skin diseases
- Maternal health issues
- Fever

No facilities in the area  
Lack of transportation  
Disability/Injuries/Illness

#### Bala

- Skin diseases
- Chronic diseases
- Fever

No facilities in the area

#### Balenta

- Skin diseases
- Chronic diseases
- Fever

No facilities in the area

#### Bishqatine

- Disabilities
- Skin diseases
- Chronic diseases

Disability/Injuries/Illness  
Security concerns around entering facilities

### Food Security

#### Anjara



Bread: no info  
Rice: 450 SYP  
Lentils: 350 SYP  
Sugar: 300 SYP  
Cooking oil: 500 SYP



Private bakeries



No difficulties reported



0

#### Arhab



Bread: no info  
Rice: 450 SYP  
Lentils: 450 SYP  
Sugar: 325 SYP  
Cooking oil: 550 SYP



Shops



No difficulties reported



Private bakeries unavailable

#### Bala



Bread: no info  
Rice: 450 SYP  
Lentils: 450 SYP  
Sugar: 325 SYP  
Cooking oil: 550 SYP



Shops



No difficulties reported



Private bakeries unavailable

#### Balenta



Bread: no info  
Rice: 450 SYP  
Lentils: 450 SYP  
Sugar: 325 SYP  
Cooking oil: 550 SYP



Shops



No difficulties reported



Private bakeries unavailable

#### Bishqatine



Bread: no info  
Rice: 450 SYP  
Lentils: 500 SYP  
Sugar: 325 SYP  
Cooking oil: 550 SYP



Shops



No difficulties reported



Private bakeries unavailable

Main challenges to obtaining food

- No challenges
- Some foods unavailable
- Local production decreased
- Lack of access to markets
- Some foods expensive
- Lack of resources to buy food
- Lack of access to fuel
- Cooking fuel unavailable
- No information

Bread (public): 1 pack  
Rice: 1kg  
Lentils: 1kg  
Sugar: 1kg  
Cooking oil: 1 litre

Access to bread

Most common source of bread

Most common barriers to accessing bread

Number of days, per month, where bread from private bakeries was unavailable

### Displacement

- % of pre-conflict population remaining
- % of population that are female
- % of female-headed households
- IDPs living in village
- New IDP arrivals
- Returnees

Community	% of pre-conflict population remaining	% of population that are female	% of female-headed households	IDPs living in village	New IDP arrivals	Returnees
<b>Bsartun</b>	76-100%	51-75%	1-25%	Yes	No	Yes
<b>Bshantara</b>	51-75%	26-50%	1-25%	Yes	Yes	Yes
<b>Daret Azza</b>	76-100%	51-75%	1-25%	Yes	No	No
<b>Hoteh</b>	76-100%	51-75%	1-25%	Yes	Yes	No
<b>Hur</b>	51-75%	26-50%	1-25%	Yes	Yes	Yes

• 15/15 communities assessed (5 communities are shown on the previous factsheet, 4 communities are shown on the next factsheet): Bsartun, Bshantara, Daret Azza, Hoteh, Hur



### Shelter

- Independent apartment or house
- Shared apartment or house
- Unfinished apartment or house
- Tent
- Private space not for shelter
- Cave/natural shelter
- Collective public space not for shelter
- No IDPs
- No information
- Min - Max: rent paid per room (where known)

Community	Most common shelter	NDPs	IDPs
<b>Bsartun</b>	Independent apartment or house	5000 - 7500 SYP	
<b>Hoteh</b>	Independent apartment or house	5000 - 10000 SYP	
<b>Bshantara</b>	Shared apartment or house	7500 - 8000 SYP	
<b>Hur</b>	Shared apartment or house	7000 - 8000 SYP	
<b>Daret Azza</b>	Unfinished apartment or house	10000 - 12500 SYP	

### Livelihoods

- Most common sources of income
- Most common strategies used to cope with lack of income / resources

Community	Most common sources of income	Most common strategies used to cope with lack of income / resources
<b>Bsartun</b>	Daily employment Farm owning Business/trade	Children sent to work/beg Borrowing from family/friends
<b>Bshantara</b>	Daily employment High risk/illegal work	Children sent to work/beg Borrowing from family/friends High risk/illegal work
<b>Daret Azza</b>	Daily employment Farm owning Business/trade	Children sent to work/beg Borrowing from family/friends
<b>Hoteh</b>	Daily employment Farm owning Business/trade	Children sent to work/beg Borrowing from family/friends
<b>Hur</b>	Daily employment High risk/illegal work	Borrowing from family/friends High risk/illegal work Skipping meals

### NFIs

Community	Most common electricity source	Fuel Prices (SYP)*	NFI Prices (SYP)*
<b>Bsartun</b>	Generator	B 10500 SYP, C NA, D 225 SYP, F NA	B 10000 SYP, C 50 SYP, D 225 SYP, F 60000 SYP
<b>Hoteh</b>	No source	B 10500 SYP, C NA, D 225 SYP, F NA	B 10000 SYP, C NA, D 225 SYP, F NA
<b>Bshantara</b>	Generator	B 8000 SYP, C 45 SYP, D 225 SYP, F 75000 SYP	B 10000 SYP, C 50 SYP, D 225 SYP, F 60000 SYP
<b>Hur</b>	No source	B 8000 SYP, C 45 SYP, D 225 SYP, F 75000 SYP	B 10000 SYP, C 50 SYP, D 225 SYP, F 60000 SYP
<b>Daret Azza</b>	Generator	B 8000 SYP, C 45 SYP, D 225 SYP, F 75000 SYP	B 10000 SYP, C 50 SYP, D 225 SYP, F 60000 SYP

- Main network
- Generator
- No source
- Solar alternative
- Batteries
- No information
- Fuel Prices (SYP)\***
- B** Butane (cannister)
- C** Coal (1kg)
- D** Diesel (1 litre)
- F** Firewood (1 tonne)
- NFI Prices (SYP)\***
- Cement (50kg)
- Floor mat (3\*4m)
- Plastic tarpaulin (1m<sup>2</sup>)
- Tent (5 persons)
- NA: not available for purchase

- Most common strategies used to cope with a lack of fuel

Community	Most common strategies used to cope with a lack of fuel
<b>Bsartun</b>	No lack of fuel
<b>Bshantara</b>	Cutting trees Burning furniture not in use Burning plastics
<b>Hoteh</b>	No lack of fuel
<b>Daret Azza</b>	No lack of fuel
<b>Hur</b>	Cutting trees Burning furniture not in use Burning plastics

### WASH

- Most common water source**
- Water is safe to drink
  - Water tastes/smells bad
  - People sick after drinking
  - No information
- Sufficiency of available water to meet household needs**
- Sufficient
  - Insufficient
  - No information
- Most common method of garbage disposal**

#### Bsartun

- Network
- Private paid collection

#### Bshantara

- Network
- Private paid collection

#### Daret Azza

- Network
- Private paid collection

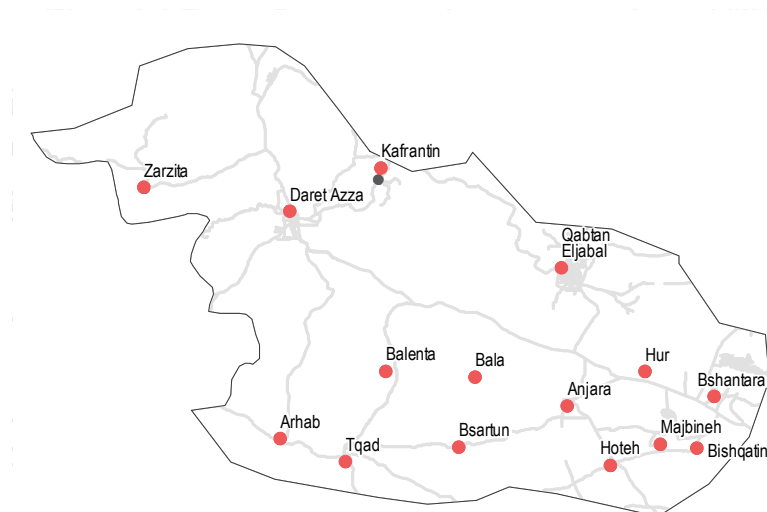
#### Hoteh

- Network
- Private paid collection

#### Hur

- Network
- Private paid collection

• 15/15 communities assessed (5 communities are shown on the previous factsheet, 4 communities are shown on the next factsheet): Bsartun, Bshantara, Daret Azza, Hoteh, Hur



### Education

- Status of primary schools in village**
- Functioning
  - Not functioning
  - Not available
  - No information
- Barriers to accessing education services**

#### Daret Azza

Most children accessed education

#### Hoteh

Most children accessed education

#### Hur

Most children accessed education

#### Bsartun

Most children accessed education

#### Bshantara

Services are too far  
 Unsafe route to services

### Health



Most common health problems



Most common barriers to accessing healthcare

#### Bsartun

Diarrhoea  
 Skin diseases  
 Severe diseases affecting those aged less than 5

No facilities in the area

#### Bshantara

Chronic diseases  
 Maternal health issues  
 Severe diseases affecting those aged less than 5

No facilities in the area

#### Daret Azza

Skin diseases  
 Pregnancy related diseases  
 Severe diseases affecting those aged less than 5

No difficulties reported

#### Hoteh

Skin diseases  
 Pregnancy related diseases  
 Severe diseases affecting those aged less than 5

No difficulties reported

#### Hur

Diarrhoea  
 Chronic diseases  
 Injuries

No difficulties reported

### Food Security

#### Bsartun

Bread: no info  
 Rice: 450 SYP  
 Lentils: 350 SYP  
 Sugar: 300 SYP  
 Cooking oil: 500 SYP



Shops



No difficulties reported



Private bakeries unavailable

#### Bshantara

Bread: no info  
 Rice: 400 SYP  
 Lentils: 500 SYP  
 Sugar: 325 SYP  
 Cooking oil: 550 SYP



Private bakeries



No difficulties reported



0

#### Daret Azza

Bread: no info  
 Rice: 450 SYP  
 Lentils: 350 SYP  
 Sugar: 300 SYP  
 Cooking oil: 500 SYP



Private bakeries



No difficulties reported



0

#### Hoteh

Bread: no info  
 Rice: 450 SYP  
 Lentils: 350 SYP  
 Sugar: 300 SYP  
 Cooking oil: 500 SYP



Private bakeries



No difficulties reported



0

#### Hur

Bread: 200 SYP  
 Rice: 450 SYP  
 Lentils: 500 SYP  
 Sugar: 325 SYP  
 Cooking oil: 550 SYP



Public bakeries



No difficulties reported



Private bakeries unavailable

Main challenges to obtaining food

- No challenges
- Some foods unavailable
- Local production decreased
- Lack of access to markets
- Some foods expensive
- Lack of resources to buy food
- Lack of access to fuel
- Cooking fuel unavailable
- No information

Bread (public): 1 pack  
 Rice: 1kg  
 Lentils: 1kg  
 Sugar: 1kg  
 Cooking oil: 1 litre

Access to bread

Most common source of bread

Most common barriers to accessing bread

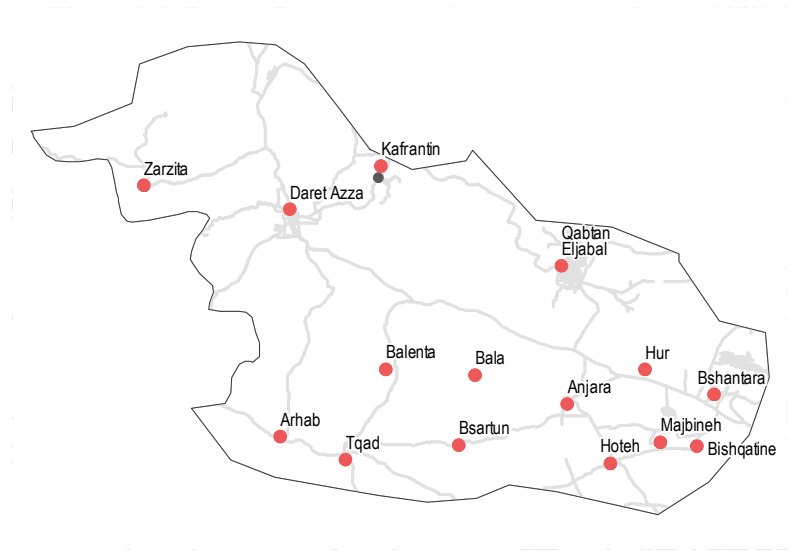
Number of days, per month, where bread from private bakeries was unavailable

### Displacement

- % of pre-conflict population remaining
- % of population that are female
- % of female-headed households
- IDPs living in village
- New IDP arrivals
- Returnees

Community	% of pre-conflict population remaining	% of population that are female	% of female-headed households	IDPs living in village	New IDP arrivals	Returnees
<b>Kafrantin</b>	76-100%	26-50%	1-25%	Yes	Yes	No
<b>Majbineh</b>	76-100%	26-50%	1-25%	Yes	No	No
<b>Qabtan Eljabal</b>	51-75%	26-50%	1-25%	Yes	Yes	No
<b>Tqad</b>	76-100%	51-75%	1-25%	Yes	No	No
<b>Zarzita</b>	76-100%	26-50%	1-25%	Yes	No	Yes

• 15/15 communities assessed (10 communities are shown on the previous two factsheets): Kafrantin, Majbineh, Qabtan Eljabal, Tqad, Zarzita



### Shelter

- Independent apartment or house
- Shared apartment or house
- Unfinished apartment or house
- Tent
- Private space not for shelter
- Cave/natural shelter
- Collective public space not for shelter
- No IDPs
- No information
- Min - Max: rent paid per room (where known)

Community	Most common shelter	NDPs	IDPs
<b>Kafrantin</b>	Independent apartment or house	6500 - 7500 SYP	5000 - 7500 SYP
<b>Majbineh</b>	Independent apartment or house	7500 - 8500 SYP	6000 - 7000 SYP
<b>Qabtan Eljabal</b>	Independent apartment or house	7000 - 8000 SYP	-
<b>Tqad</b>	Independent apartment or house	-	5000 - 7500 SYP
<b>Zarzita</b>	Independent apartment or house	-	6000 - 7000 SYP

### Livelihoods

Community	Most common sources of income	Most common strategies used to cope with lack of income / resources
<b>Kafrantin</b>	Daily employment High risk/illegal work	Taking loans/buying on credit Borrowing from family/friends High risk/illegal work
<b>Majbineh</b>	Daily employment High risk/illegal work	Children sent to work/beg Borrowing from family/friends High risk/illegal work
<b>Qabtan Eljabal</b>	Daily employment High risk/illegal work	Children sent to work/beg Borrowing from family/friends High risk/illegal work
<b>Tqad</b>	Daily employment Farm owning Business/trade	Children sent to work/beg Borrowing from family/friends
<b>Zarzita</b>	Daily employment High risk/illegal work	Children sent to work/beg Borrowing from family/friends High risk/illegal work

### NFIs

Community	Most common electricity source	Fuel Prices (SYP)*	NFI Prices (SYP)*
<b>Kafrantin</b>	Generator	B 8500 SYP, C 40 SYP, D 225 SYP, F 75000 SYP	B 8000 SYP, C 45 SYP, D 225 SYP, F 75000 SYP
<b>Tqad</b>	Generator	B 10500 SYP, C NA, D 225 SYP, F NA	B 8500 SYP, C 45 SYP, D 225 SYP, F 75000 SYP
<b>Majbineh</b>	Generator	B 8500 SYP, C 45 SYP, D 225 SYP, F 75000 SYP	B 8000 SYP, C 45 SYP, D 225 SYP, F 75000 SYP
<b>Zarzita</b>	Generator	B 8500 SYP, C 45 SYP, D 225 SYP, F 75000 SYP	B 8500 SYP, C 45 SYP, D 225 SYP, F 75000 SYP
<b>Qabtan Eljabal</b>	Generator	B 8500 SYP, C 45 SYP, D 225 SYP, F 75000 SYP	B 8000 SYP, C 45 SYP, D 225 SYP, F 75000 SYP

- Main network
- Generator
- No source
- Solar alternative
- Batteries
- No information
- Fuel Prices (SYP)\***
- B** Butane (cannister)
- C** Coal (1kg)
- D** Diesel (1 litre)
- F** Firewood (1 tonne)
- NFI Prices (SYP)\***
- Cement (50kg)
- Floor mat (3\*4m)
- Plastic tarpaulin (1m<sup>2</sup>)
- Tent (5 persons)
- NA: not available for purchase
- Most common strategies used to cope with a lack of fuel**
- Cutting trees
- Burning furniture not in use
- Burning clothes
- Burning plastics

### WASH

- Most common water source**
- Status of water source**
- Water is safe to drink
  - Water tastes/smells bad
  - People sick after drinking
  - No information
- Sufficiency of available water to meet household needs**
- Sufficient
  - Insufficient
  - No information
- Most common method of garbage disposal**

#### Kafrantin

- Water trucking
- Private paid collection

#### Majbineh

- Water trucking
- Private paid collection

#### Qabtan Eljabal

- Network
- Private paid collection

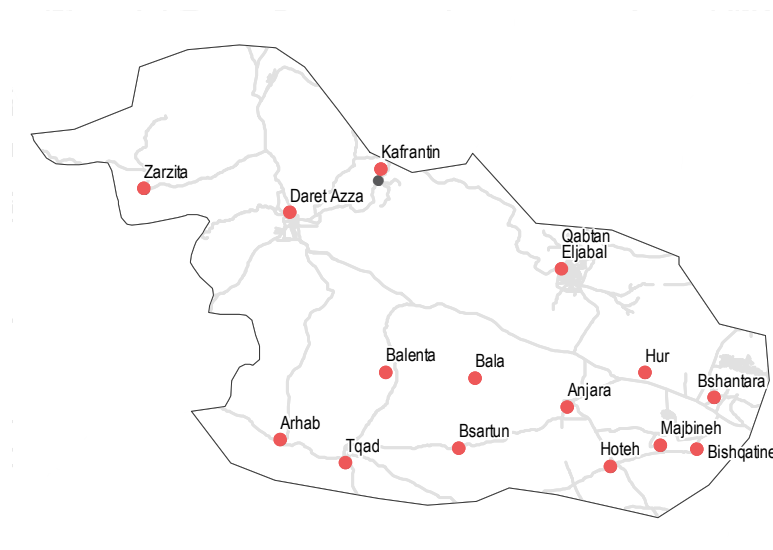
#### Tqad

- Water trucking
- Private paid collection

#### Zarzita

- Network
- Private paid collection

15/15 communities assessed (10 communities are shown on the previous two factsheets): Kafrantin, Majbineh, Qabtan Eljabal, Tqad, Zarzita



### Education

- Status of primary schools in village**
- Functioning
  - Not functioning
  - Not available
  - No information
- Barriers to accessing education services**

#### Qabtan Eljabal

Most children accessed education

#### Tqad

Unsafe route to services

#### Zarzita

Most children accessed education

#### Kafrantin

Services are too far

#### Majbineh

Most children accessed education

### Health

Most common health problems

Most common barriers to accessing healthcare

#### Kafrantin

Skin diseases  
 Communicable diseases  
 Chronic diseases

No facilities in the area

#### Majbineh

Disabilities  
 Chronic diseases  
 Maternal health issues

No facilities in the area

#### Qabtan Eljabal

Skin diseases  
 Chronic diseases  
 Severe diseases affecting those aged less than 5

No difficulties reported

#### Tqad

Skin diseases  
 Maternal health issues  
 Severe diseases affecting those aged less than 5

No difficulties reported

#### Zarzita

Skin diseases  
 Communicable diseases  
 Chronic diseases

No facilities in the area

### Food Security

#### Kafrantin

Bread: 200 SYP  
 Rice: 450 SYP  
 Lentils: 450 SYP  
 Sugar: 325 SYP  
 Cooking oil: 550 SYP

Public bakeries

No difficulties reported

Private bakeries unavailable

#### Majbineh

Bread: 200 SYP  
 Rice: 450 SYP  
 Lentils: 450 SYP  
 Sugar: 325 SYP  
 Cooking oil: 550 SYP

Public bakeries

No difficulties reported

Private bakeries unavailable

#### Qabtan Eljabal

Bread: no info  
 Rice: 450 SYP  
 Lentils: 450 SYP  
 Sugar: 325 SYP  
 Cooking oil: 550 SYP

Private bakeries

No difficulties reported

0

#### Tqad

Bread: no info  
 Rice: 450 SYP  
 Lentils: 350 SYP  
 Sugar: 300 SYP  
 Cooking oil: 500 SYP

Shops

No difficulties reported

Private bakeries unavailable

#### Zarzita

Bread: 200 SYP  
 Rice: 450 SYP  
 Lentils: 450 SYP  
 Sugar: 325 SYP  
 Cooking oil: 550 SYP

Shops

No difficulties reported

Private bakeries unavailable

Main challenges to obtaining food

- No challenges
- Some foods unavailable
- Local production decreased
- Lack of access to markets
- Some foods expensive
- Lack of resources to buy food
- Lack of access to fuel
- Cooking fuel unavailable
- No information

Bread (public): 1 pack  
 Rice: 1kg  
 Lentils: 1kg  
 Sugar: 1kg  
 Cooking oil: 1 litre

Access to bread

Most common source of bread

Most common barriers to accessing bread

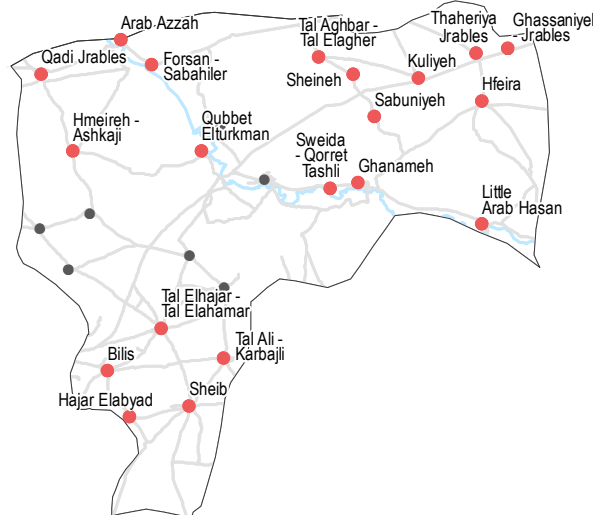
Number of days, per month, where bread from private bakeries was unavailable

### Displacement

- % of pre-conflict population remaining
- % of population that are female
- % of female-headed households
- IDPs living in village
- New IDP arrivals
- Returnees

Community	% of pre-conflict population remaining	% of population that are female	% of female-headed households	IDPs living in village	New IDP arrivals	Returnees
<b>Arab Azzah</b>	76-100%	26-50%	1-25%	Yes	No	No
<b>Bilis</b>	76-100%	26-50%	1-25%	Yes	No	No
<b>Forsan Sabahiler</b>	76-100%	26-50%	1-25%	Yes	No	No
<b>Ghanameh</b>	76-100%	26-50%	1-25%	Yes	Yes	Yes
<b>Ghassaniyeh Jrables</b>	76-100%	26-50%	1-25%	Yes	No	No

• 20/27 communities assessed (15 communities are shown on the next three factsheets): Arab Azzah, Bilis, Forsan Sabahiler, Ghanameh, Ghassaniyeh Jrables



### Shelter

- Independent apartment or house
- Shared apartment or house
- Unfinished apartment or house
- Tent
- Private space not for shelter
- Cave/natural shelter
- Collective public space not for shelter
- No IDPs
- No information
- Min - Max: rent paid per room (where known)

Community	Most common shelter	NDPs	IDPs
<b>Arab Azzah</b>	Independent apartment or house	6000 - 8000 SYP	
<b>Bilis</b>	Independent apartment or house	No info	
<b>Forsan Sabahiler</b>	Independent apartment or house	7000 - 9000 SYP	
<b>Ghanameh</b>	Independent apartment or house	7000 - 8000 SYP	
<b>Ghassaniyeh Jrables</b>	Independent apartment or house	7000 - 9000 SYP	

### Livelihoods

- Most common sources of income
- Most common strategies used to cope with lack of income / resources

Community	Most common sources of income	Most common strategies used to cope with lack of income / resources
<b>Arab Azzah</b>	Stable employment Daily employment Farm owning	Borrowing from family/friends
<b>Bilis</b>	Stable employment Daily employment Farm owning	Borrowing from family/friends
<b>Forsan Sabahiler</b>	Stable employment Daily employment	Borrowing from family/friends
<b>Ghanameh</b>	Stable employment Daily employment Farm owning	Borrowing from family/friends
<b>Ghassaniyeh Jrables</b>	Stable employment Daily employment	Borrowing from family/friends

### NFIs

Community	Most common electricity source	Fuel Prices (SYP)*	NFI Prices (SYP)*
<b>Arab Azzah</b>	Generator	B 5500 SYP, C 400 SYP, D 225 SYP, F 32000 SYP	B 5800 SYP, C 400 SYP, D 250 SYP, F 35000 SYP
<b>Ghanameh</b>	Generator	B 5800 SYP, C 450 SYP, D 225 SYP, F 32000 SYP	B 6000 SYP, C 400 SYP, D 225 SYP, F 33000 SYP
<b>Bilis</b>	Generator	B 5800 SYP, C 400 SYP, D 225 SYP, F 33000 SYP	B 5800 SYP, C 400 SYP, D 250 SYP, F 35000 SYP
<b>Ghassaniyeh Jrables</b>	Generator	B 6000 SYP, C 400 SYP, D 225 SYP, F 33000 SYP	B 6000 SYP, C 400 SYP, D 225 SYP, F 33000 SYP

- Main network
- Generator
- No source
- Solar alternative
- Batteries
- No information
- Fuel Prices (SYP)\***
- B** Butane (cannister)
- C** Coal (1kg)
- D** Diesel (1 litre)
- F** Firewood (1 tonne)
- NFI Prices (SYP)\***
- Cement (50kg)
- Floor mat (3\*4m)
- Plastic tarpaulin (1m<sup>2</sup>)
- Tent (5 persons)
- NA: not available for purchase
- Most common strategies used to cope with a lack of fuel

### WASH

- Most common water source**
- Status of water source**
- Water is safe to drink
  - Water tastes/smells bad
  - People sick after drinking
  - No information
- Sufficiency of available water to meet household needs**
- Sufficient
  - Insufficient
  - No information
- Most common method of garbage disposal**

#### Arab Azzah

- Network
- Buried / burned

#### Bilis

- Closed well
- Buried / burned

#### Forsan Sabahiler

- Closed well
- Buried / burned

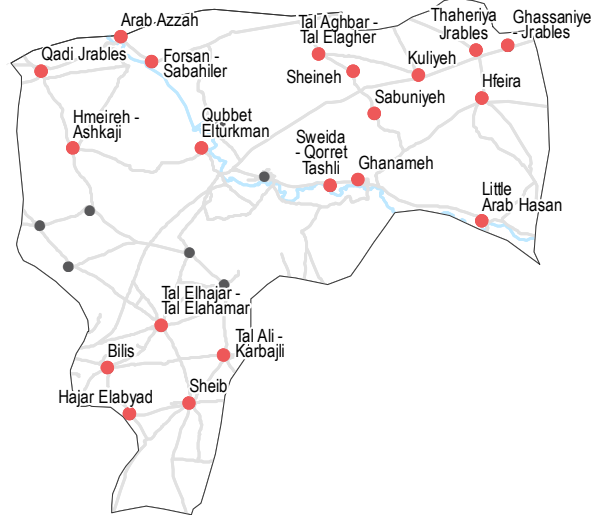
#### Ghanameh

- Network
- Buried / burned

#### Ghassaniyeh Jrables

- Closed well
- Buried / burned

• 20/27 communities assessed (15 communities are shown on the next three factsheets): Arab Azzah, Bilis, Forsan Sabahiler, Ghanameh, Ghassaniyeh Jrables



### Education

- Status of primary schools in village**
- Functioning
  - Not functioning
  - Not available
  - No information
- Barriers to accessing education services**

#### Forsan Sabahiler

Most children accessed education

#### Ghanameh

Most children accessed education

#### Ghassaniyeh Jrables

Most children accessed education

#### Arab Azzah

Most children accessed education

#### Bilis

Most children accessed education

### Health

#### Most common health problems

#### Most common barriers to accessing healthcare

#### Arab Azzah

Communicable diseases  
 Maternal health issues  
 Acute respiratory infections

No facilities in the area

#### Bilis

Skin diseases  
 Communicable diseases  
 Maternal health issues

No facilities in the area

#### Forsan Sabahiler

Communicable diseases  
 Maternal health issues  
 Acute respiratory infections

No facilities in the area

#### Ghanameh

Skin diseases  
 Maternal health issues  
 Acute respiratory infections

No facilities in the area

#### Ghassaniyeh Jrables

Skin diseases  
 Communicable diseases  
 Acute respiratory infections

No facilities in the area

### Food Security

#### Arab Azzah

Bread: 100 SYP  
 Rice: 325 SYP  
 Lentils: 300 SYP  
 Sugar: 425 SYP  
 Cooking oil: 450 SYP

Government distribution

No difficulties reported

Private bakeries unavailable

#### Bilis

Bread: 100 SYP  
 Rice: 325 SYP  
 Lentils: 275 SYP  
 Sugar: 400 SYP  
 Cooking oil: 450 SYP

Government distribution

No difficulties reported

Private bakeries unavailable

#### Forsan Sabahiler

Bread: 100 SYP  
 Rice: 325 SYP  
 Lentils: 300 SYP  
 Sugar: 350 SYP  
 Cooking oil: 500 SYP

Government distribution

No difficulties reported

Private bakeries unavailable

#### Ghanameh

Bread: 100 SYP  
 Rice: 325 SYP  
 Lentils: 300 SYP  
 Sugar: 400 SYP  
 Cooking oil: 450 SYP

Government distribution

No difficulties reported

Private bakeries unavailable

#### Ghassaniyeh Jrables

Bread: 100 SYP  
 Rice: 325 SYP  
 Lentils: 325 SYP  
 Sugar: 400 SYP  
 Cooking oil: 450 SYP

Government distribution

No difficulties reported

Private bakeries unavailable

#### Main challenges to obtaining food

- No challenges
- Some foods unavailable
- Local production decreased
- Lack of access to markets
- Some foods expensive
- Lack of resources to buy food
- Lack of access to fuel
- Cooking fuel unavailable
- No information

Bread (public): 1 pack  
 Rice: 1kg  
 Lentils: 1 kg  
 Sugar: 1kg  
 Cooking oil: 1 litre

#### Access to bread

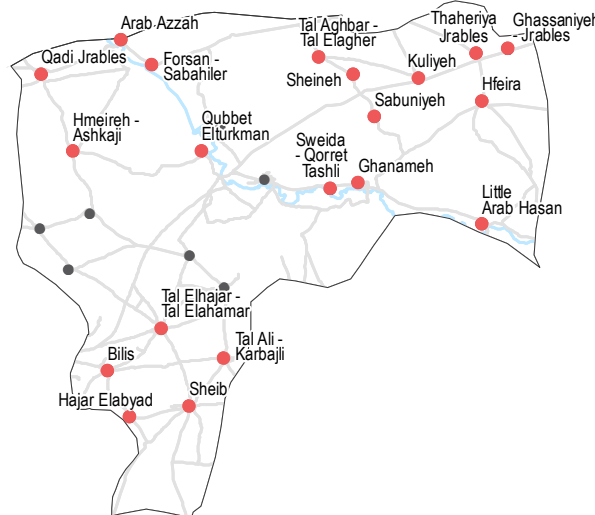
- Most common source of bread
- Most common barriers to accessing bread
- Number of days, per month, where bread from private bakeries was unavailable

### Displacement

- % of pre-conflict population remaining
- % of population that are female
- % of female-headed households
- IDPs living in village
- New IDP arrivals
- Returnees

Community	% of pre-conflict population remaining	% of population that are female	% of female-headed households	IDPs living in village	New IDP arrivals	Returnees
<b>Hajar Elabyad</b>	76-100%	26-50%	1-25%	Yes	No	No
<b>Hfeira</b>	76-100%	26-50%	1-25%	Yes	No	No
<b>Hmeireh Ashkaji</b>	76-100%	26-50%	1-25%	Yes	No	No
<b>Kuliyeh</b>	51-75%	26-50%	1-25%	Yes	No	No
<b>Little Arab Hasan</b>	76-100%	26-50%	1-25%	Yes	Yes	No

• 20/27 communities assessed (5 communities are shown on the previous factsheet, 10 communities are shown on the next two factsheets): Hajar Elabyad, Hfeira, Hmeireh Ashkaji, Kuliyeh, Little Arab Hasan



### Shelter

- Independent apartment or house
- Shared apartment or house
- Unfinished apartment or house
- Tent
- Private space not for shelter
- Cave/natural shelter
- Collective public space not for shelter
- No IDPs
- No information
- Min - Max: rent paid per room (where known)

Community	Most common shelter	Min - Max: rent paid per room (where known)
<b>Hajar Elabyad</b>	Independent apartment or house	No info
<b>Hfeira</b>	Independent apartment or house	7000 - 9000 SYP
<b>Hmeireh Ashkaji</b>	No IDPs	6000 - 8000 SYP
<b>Kuliyeh</b>	Independent apartment or house	8000 - 10000 SYP
<b>Little Arab Hasan</b>	Independent apartment or house	7000 - 8000 SYP

### Livelihoods

- Most common sources of income
- Most common strategies used to cope with lack of income / resources

Community	Most common sources of income	Most common strategies used to cope with lack of income / resources
<b>Hajar Elabyad</b>	Stable employment Daily employment Farm owning	Borrowing from family/friends
<b>Hfeira</b>	Stable employment Daily employment Farm owning	Borrowing from family/friends
<b>Hmeireh Ashkaji</b>	Stable employment Daily employment	Borrowing from family/friends
<b>Kuliyeh</b>	Stable employment Daily employment Farm owning	Borrowing from family/friends
<b>Little Arab Hasan</b>	Stable employment Daily employment Farm owning	Borrowing from family/friends

### NFIs

Community	Most common electricity source	Fuel Prices (SYP)*	NFI Prices (SYP)*
<b>Hajar Elabyad</b>	Generator	B 5800 SYP C 450 SYP D 250 SYP F 33000 SYP	Cement (50kg) Floor mat (3*4m) Plastic tarpaulin (1m <sup>2</sup> ) Tent (5 persons)
<b>Kuliyeh</b>	Generator	B 5800 SYP C 500 SYP D 250 SYP F 40000 SYP	Cement (50kg) Floor mat (3*4m) Plastic tarpaulin (1m <sup>2</sup> ) Tent (5 persons)
<b>Hfeira</b>	Generator	B 5800 SYP C 400 SYP D 250 SYP F 35000 SYP	Cement (50kg) Floor mat (3*4m) Plastic tarpaulin (1m <sup>2</sup> ) Tent (5 persons)
<b>Little Arab Hasan</b>	Generator	B 5800 SYP C 450 SYP D 225 SYP F 32000 SYP	Cement (50kg) Floor mat (3*4m) Plastic tarpaulin (1m <sup>2</sup> ) Tent (5 persons)

Community	Most common electricity source	Fuel Prices (SYP)*	NFI Prices (SYP)*
<b>Hmeireh Ashkaji</b>	Generator	B 8500 SYP C 400 SYP D 225 SYP F 33000 SYP	Cement (50kg) Floor mat (3*4m) Plastic tarpaulin (1m <sup>2</sup> ) Tent (5 persons)

**Hajar Elabyad**  
No lack of fuel

**Hfeira**  
No lack of fuel

**Hmeireh Ashkaji**  
No lack of fuel

Most common strategies used to cope with a lack of fuel

**Kuliyeh**  
No lack of fuel

**Little Arab Hasan**  
No lack of fuel

### WASH

- Most common water source
- Status of water source
  - Water is safe to drink
  - Water tastes/smells bad
  - People sick after drinking
  - No information
- Sufficiency of available water to meet household needs
  - Sufficient
  - Insufficient
  - No information
- Most common method of garbage disposal

#### Hajar Elabyad

- Closed well
- Buried / burned

#### Hfeira

- Closed well
- Buried / burned

#### Hmeireh Ashkaji

- Closed well
- Buried / burned

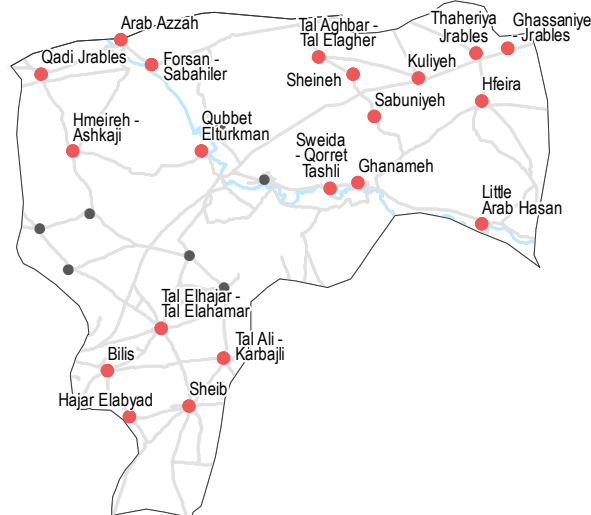
#### Kuliyeh

- Closed well
- Buried / burned

#### Little Arab Hasan

- Closed well
- Buried / burned

•20/27 communities assessed (5 communities are shown on the previous factsheet, 10 communities are shown on the next two factsheets): Hajar Elabyad, Hfeira, Hmeireh Ashkaji, Kuliyeh, Little Arab Hasan



### Education

- Status of primary schools in village
  - Functioning
  - Not functioning
  - Not available
  - No information
- Barriers to accessing education services
- Hajar Elabyad**  
Most children accessed education
- Hmeireh Ashkaji**  
Most children accessed education
- Kuliyeh**  
Most children accessed education
- Little Arab Hasan**  
Most children accessed education
- Hfeira**  
Services are too far

### Health

	Most common health problems	Most common barriers to accessing healthcare
<b>Hajar Elabyad</b>	Skin diseases Communicable diseases Acute respiratory infections	No facilities in the area
<b>Hfeira</b>	Skin diseases Communicable diseases Maternal health issues	No facilities in the area
<b>Hmeireh Ashkaji</b>	Skin diseases Maternal health issues Acute respiratory infections	No facilities in the area
<b>Kuliyeh</b>	Communicable diseases Maternal health issues Acute respiratory infections	No facilities in the area
<b>Little Arab Hasan</b>	Communicable diseases Maternal health issues Acute respiratory infections	No facilities in the area

### Food Security

#### Hajar Elabyad

- Government distribution
- Bread: 100 SYP
- Rice: 325 SYP
- Lentils: 275 SYP
- Sugar: 400 SYP
- Cooking oil: 450 SYP
- No difficulties reported
- Private bakeries unavailable

#### Hfeira

- Government distribution
- Bread: 100 SYP
- Rice: 350 SYP
- Lentils: 300 SYP
- Sugar: 350 SYP
- Cooking oil: 500 SYP
- No difficulties reported
- Private bakeries unavailable

#### Hmeireh Ashkaji

- Government distribution
- Bread: 100 SYP
- Rice: 350 SYP
- Lentils: 350 SYP
- Sugar: 400 SYP
- Cooking oil: 500 SYP
- No difficulties reported
- Private bakeries unavailable

#### Kuliyeh

- Shops
- Bread: 100 SYP
- Rice: 350 SYP
- Lentils: 375 SYP
- Sugar: 350 SYP
- Cooking oil: 500 SYP
- No difficulties reported
- Private bakeries unavailable

#### Little Arab Hasan

- Government distribution
- Bread: 100 SYP
- Rice: 325 SYP
- Lentils: 300 SYP
- Sugar: 400 SYP
- Cooking oil: 450 SYP
- No difficulties reported
- Private bakeries unavailable

#### Main challenges to obtaining food

- No challenges
- Some foods unavailable
- Local production decreased
- Lack of access to markets
- Some foods expensive
- Lack of resources to buy food
- Lack of access to fuel
- Cooking fuel unavailable
- No information

Bread (public): 1 pack  
 Rice: 1kg  
 Lentils: 1kg  
 Sugar: 1kg  
 Cooking oil: 1 litre

#### Access to bread

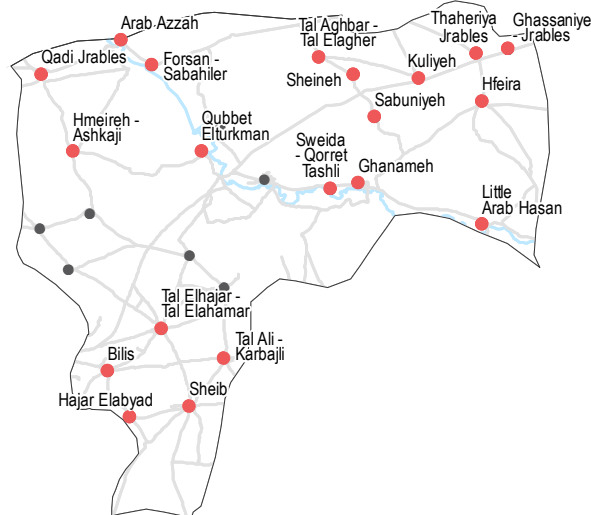
- Most common source of bread
- Most common barriers to accessing bread
- Number of days, per month, where bread from private bakeries was unavailable

### Displacement

- % of pre-conflict population remaining
- % of population that are female
- % of female-headed households
- IDPs living in village
- New IDP arrivals
- Returnees

Community	% of pre-conflict population remaining	% of population that are female	% of female-headed households	IDPs living in village	New IDP arrivals	Returnees
<b>Qadi Jrables</b>	76-100%	26-50%	1-25%	Yes	Yes	No
<b>Qubbet Elturkman</b>	76-100%	26-50%	1-25%	Yes	No	No
<b>Sabuniyeh</b>	76-100%	26-50%	1-25%	Yes	Yes	No
<b>Sheib</b>	76-100%	26-50%	1-25%	Yes	No	No
<b>Sheineh</b>	76-100%	26-50%	1-25%	Yes	Yes	No

• 20/27 communities assessed (10 communities are shown on the previous two factsheets, 5 communities are shown on the next factsheet): Qadi Jrables, Qubbet Elturkman, Sabuniyeh, Sheib, Sheineh



### NFIs

Community	Lightbulb	Generator	Main network	Other
<b>Qadi Jrables</b>	B 5800 SYP	1600 SYP	B 5800 SYP	1650 SYP
<b>Sheib</b>	C 400 SYP	7000 SYP	C 450 SYP	6000 SYP
<b>Qubbet Elturkman</b>	D 250 SYP	250 SYP	D 225 SYP	225 SYP
<b>Sheineh</b>	F 40000 SYP	NA	F 32000 SYP	NA
<b>Sabuniyeh</b>	B 5800 SYP	1650 SYP	B 5800 SYP	1600 SYP
<b>Sheib</b>	C 400 SYP	6800 SYP	C 450 SYP	6000 SYP
<b>Sheineh</b>	D 250 SYP	250 SYP	D 225 SYP	225 SYP
<b>Sabuniyeh</b>	F 35000 SYP	NA	F 32000 SYP	NA

- Most common electricity source
- Main network
  - Generator
  - No source
  - Solar alternative
  - Batteries
  - No information

- Fuel Prices (SYP)\*
- B** Butane (cannister)
  - C** Coal (1kg)
  - D** Diesel (1 litre)
  - F** Firewood (1 tonne)

- NFI Prices (SYP)\*
- Cement (50kg)
  - Floor mat (3\*4m)
  - Plastic tarpaulin (1m<sup>2</sup>)
  - Tent (5 persons)
- NA: not available for purchase

### Shelter

- Most common shelter
- Independent apartment or house
  - Shared apartment or house
  - Unfinished apartment or house
  - Tent
  - Private space not for shelter
  - Cave/natural shelter
  - Collective public space not for shelter
  - No IDPs
  - No information
- Min - Max: rent paid per room (where known)

Community	Most common shelter	NDPs	IDPs
<b>Qadi Jrables</b>	Independent apartment or house	8000 - 10000 SYP	8000 - 10000 SYP
<b>Qubbet Elturkman</b>	Independent apartment or house	8000 - 10000 SYP	8000 - 10000 SYP
<b>Sabuniyeh</b>	No IDPs	6000 - 8000 SYP	6000 - 8000 SYP
<b>Sheib</b>	Independent apartment or house	7000 - 8000 SYP	7000 - 8000 SYP
<b>Sheineh</b>	Independent apartment or house	No info	No info

### Livelihoods

- Most common sources of income
- Most common strategies used to cope with lack of income / resources

Community	Most common sources of income	Most common strategies used to cope with lack of income / resources
<b>Qadi Jrables</b>	Stable employment Daily employment Farm owning	Borrowing from family/friends
<b>Qubbet Elturkman</b>	Stable employment Daily employment Farm owning	Borrowing from family/friends
<b>Sabuniyeh</b>	Stable employment Daily employment Farm owning	Borrowing from family/friends
<b>Sheib</b>	Stable employment Daily employment Farm owning	Borrowing from family/friends
<b>Sheineh</b>	Stable employment Daily employment Farm owning	Borrowing from family/friends

### Qadi Jrables

B 5800 SYP	1650 SYP
C 400 SYP	6800 SYP
D 250 SYP	250 SYP
F 35000 SYP	NA

**Qadi Jrables**  
No lack of fuel

**Qubbet Elturkman**  
No lack of fuel

**Sabuniyeh**  
No lack of fuel

**Sheib**  
No lack of fuel

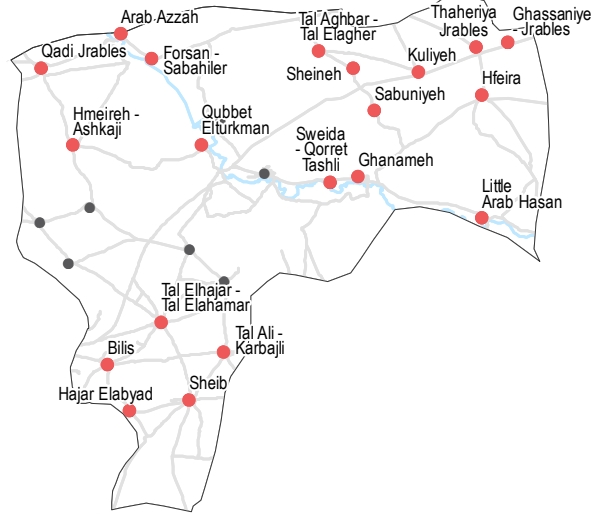
**Sheineh**  
No lack of fuel

### WASH

- Most common water source**
- Status of water source**
- Water is safe to drink
  - Water tastes/smells bad
  - People sick after drinking
  - No information
- Sufficiency of available water to meet household needs**
- Sufficient
  - Insufficient
  - No information
- Most common method of garbage disposal**

- Qadi Jrables**
- Closed well
  - Buried / burned
- Qubbet Elturkman**
- Network
  - Buried / burned
- Sabuniyeh**
- Closed well
  - Buried / burned
- Sheib**
- Closed well
  - Buried / burned
- Sheineh**
- Closed well
  - Buried / burned

• 20/27 communities assessed (10 communities are shown on the previous two factsheets, 5 communities are shown on the next factsheet): Qadi Jrables, Qubbet Elturkman, Sabuniyeh, Sheib, Sheineh



### Education

- Status of primary schools in village**
- Functioning
  - Not functioning
  - Not available
  - No information
- Barriers to accessing education services**

- Sabuniyeh**
- Most children accessed education
- Sheib**
- Most children accessed education
- Sheineh**
- Most children accessed education

- Qadi Jrables**
- Most children accessed education
- Qubbet Elturkman**
- Most children accessed education

### Health

- Most common health problems**
- Most common barriers to accessing healthcare**

Community	Most common health problems	Most common barriers to accessing healthcare
Qadi Jrables	Communicable diseases Maternal health issues Acute respiratory infections	No facilities in the area Lack of transportation
Qubbet Elturkman	Skin diseases Communicable diseases Acute respiratory infections	No facilities in the area
Sabuniyeh	Communicable diseases Maternal health issues Acute respiratory infections	No facilities in the area
Sheib	Skin diseases Maternal health issues Acute respiratory infections	No facilities in the area
Sheineh	Communicable diseases Maternal health issues Acute respiratory infections	No facilities in the area

### Food Security

- Qadi Jrables**
- Bread: 100 SYP
  - Rice: 325 SYP
  - Lentils: 350 SYP
  - Sugar: 350 SYP
  - Cooking oil: 500 SYP
- Shops
  - No difficulties reported
  - Private bakeries unavailable
- Qubbet Elturkman**
- Bread: 100 SYP
  - Rice: 325 SYP
  - Lentils: 325 SYP
  - Sugar: 350 SYP
  - Cooking oil: 450 SYP
- Government distribution
  - No difficulties reported
  - 0
- Sabuniyeh**
- Bread: 100 SYP
  - Rice: 325 SYP
  - Lentils: 350 SYP
  - Sugar: 350 SYP
  - Cooking oil: 450 SYP
- Government distribution
  - No difficulties reported
  - Private bakeries unavailable
- Sheib**
- Bread: 100 SYP
  - Rice: 325 SYP
  - Lentils: 275 SYP
  - Sugar: 400 SYP
  - Cooking oil: 450 SYP
- Government distribution
  - No difficulties reported
  - Private bakeries unavailable
- Sheineh**
- Bread: 100 SYP
  - Rice: 325 SYP
  - Lentils: 275 SYP
  - Sugar: 400 SYP
  - Cooking oil: 450 SYP
- Government distribution
  - No difficulties reported
  - Private bakeries unavailable

- Main challenges to obtaining food**
- No challenges
  - Some foods unavailable
  - Local production decreased
  - Lack of access to markets
  - Some foods expensive
  - Lack of resources to buy food
  - Lack of access to fuel
  - Cooking fuel unavailable
  - No information
- Bread (public): 1 pack  
 Rice: 1kg  
 Lentils: 1kg  
 Sugar: 1kg  
 Cooking oil: 1 litre
- Access to bread**
- Most common source of bread
  - Most common barriers to accessing bread
  - Number of days, per month, where bread from private bakeries was unavailable

### Displacement

- % of pre-conflict population remaining
- % of population that are female
- % of female-headed households
- IDPs living in village
- New IDP arrivals
- Returnees

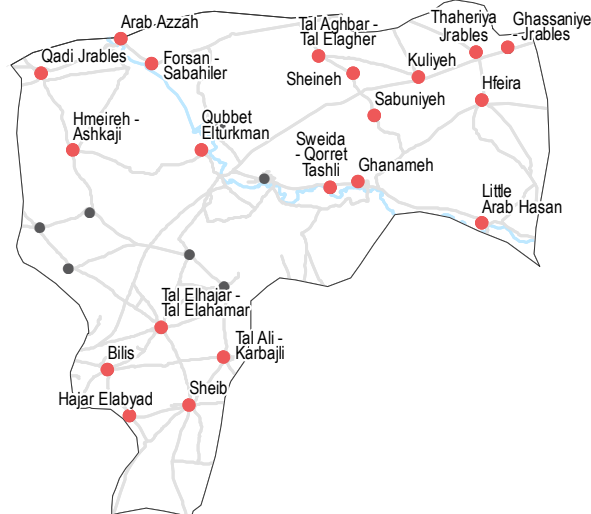
Community	% of pre-conflict population remaining	% of population that are female	% of female-headed households	IDPs living in village	New IDP arrivals	Returnees
<b>Sweida Qorret Tashli</b>	76-100%	26-50%	1-25%	Yes	No	No
<b>Tal Aghbar Tal Elagher</b>	76-100%	26-50%	1-25%	Yes	No	No
<b>Tal Ali Karbajli</b>	76-100%	26-50%	1-25%	Yes	No	No
<b>Tal Elhajar Tal Elahamar</b>	76-100%	26-50%	1-25%	Yes	Yes	No
<b>Thaheriya Jrables</b>	76-100%	26-50%	1-25%	Yes	No	No

### Shelter

- Independent apartment or house
- Shared apartment or house
- Unfinished apartment or house
- Tent
- Private space not for shelter
- Cave/natural shelter
- Collective public space not for shelter
- No IDPs
- No information
- Min - Max: rent paid per room (where known)

Community	Most common shelter	NDPs	IDPs
<b>Sweida Qorret Tashli</b>	Independent apartment or house	6000 - 8000 SYP	No info
<b>Tal Elhajar Tal Elahamar</b>	Independent apartment or house	No info	No info
<b>Tal Aghbar Tal Elagher</b>	Independent apartment or house	9000 - 10000 SYP	No info
<b>Thaheriya Jrables</b>	Independent apartment or house	9000 - 10000 SYP	No info
<b>Tal Ali Karbajli</b>	Independent apartment or house	No info	No info

- 20/27 communities assessed (15 communities are shown on the previous three factsheets): Sweida Qorret Tashli, Tal Aghbar Tal Elagher, Tal Ali Karbajli, Tal Elhajar Tal Elahamar, Thaheriya Jrables



### Livelihoods

Community	Most common sources of income	Most common strategies used to cope with lack of income / resources
<b>Sweida Qorret Tashli</b>	Stable employment Daily employment Farm owning	Borrowing from family/friends
<b>Tal Aghbar Tal Elagher</b>	Stable employment Daily employment Farm owning	Borrowing from family/friends
<b>Tal Ali Karbajli</b>	Stable employment Daily employment Farm owning	Borrowing from family/friends
<b>Tal Elhajar Tal Elahamar</b>	Stable employment Daily employment Farm owning	Borrowing from family/friends
<b>Thaheriya Jrables</b>	Stable employment Daily employment Farm owning	Borrowing from family/friends

### NFIs

Community	Lightbulb icon	Generator icon	Lightbulb icon	Generator icon
<b>Sweida Qorret Tashli</b>	B 5800 SYP	1650 SYP	<b>Tal Elhajar Tal Elahamar</b>	B 5800 SYP
<b>Tal Aghbar Tal Elagher</b>	C 400 SYP	6000 SYP	<b>Thaheriya Jrables</b>	B 5800 SYP
<b>Tal Ali Karbajli</b>	D 225 SYP	250 SYP		
	F 32000 SYP	NA		

- Most common electricity source
- Main network
- Generator
- No source
- Solar alternative
- Batteries
- No information
- Fuel Prices (SYP)\*
- B** Butane (cannister)
- C** Coal (1kg)
- D** Diesel (1 litre)
- F** Firewood (1 tonne)
- NFI Prices (SYP)\*
- Cement (50kg)
- Floor mat (3\*4m)
- Plastic tarpaulin (1m<sup>2</sup>)
- Tent (5 persons)
- NA: not available for purchase

Community	Flame icon	Flame icon
<b>Sweida Qorret Tashli</b>	No lack of fuel	
<b>Tal Aghbar Tal Elagher</b>	No lack of fuel	<b>Tal Elhajar Tal Elahamar</b> No lack of fuel
<b>Tal Ali Karbajli</b>	No lack of fuel	<b>Thaheriya Jrables</b> No lack of fuel

### WASH

**Most common water source**

**Status of water source**

- Water is safe to drink
- Water tastes/smells bad
- People sick after drinking
- No information

**Sufficiency of available water to meet household needs**

- Sufficient
- Insufficient
- No information

**Most common method of garbage disposal**

#### Sweida Qorret Tashli

- Network
- Buried / burned

#### Tal Aghbar Tal Elagher

- Closed well
- Buried / burned

#### Tal Ali Karbajli

- Closed well
- Buried / burned

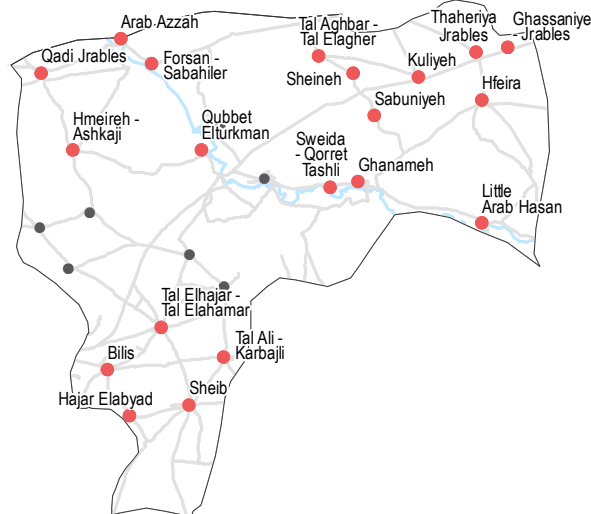
#### Tal Elhajar Tal Elahamar

- Closed well
- Buried / burned

#### Thaheriya Jrables

- Closed well
- Buried / burned

• 20/27 communities assessed (15 communities are shown on the previous three factsheets): Sweida Qorret Tashli, Tal Aghbar Tal Elagher, Tal Ali Karbajli, Tal Elhajar Tal Elahamar, Thaheriya Jrables



### Education

**Status of primary schools in village**

- Functioning
- Not functioning
- Not available
- No information

**Barriers to accessing education services**

- Sweida Qorret Tashli
- Tal Aghbar Tal Elagher

**Tal Ali Karbajli**  
 Most children accessed education

**Tal Elhajar Tal Elahamar**  
 Most children accessed education

**Thaheriya Jrables**  
 Most children accessed education

### Health

**Most common health problems**

**Most common barriers to accessing healthcare**

Community	Most common health problems	Most common barriers to accessing healthcare
Sweida Qorret Tashli	Communicable diseases Maternal health issues Acute respiratory infections	No facilities in the area
Tal Aghbar Tal Elagher	Communicable diseases Maternal health issues Acute respiratory infections	No facilities in the area
Tal Ali Karbajli	Skin diseases Maternal health issues Acute respiratory infections	No facilities in the area
Tal Elhajar Tal Elahamar	Skin diseases Maternal health issues Acute respiratory infections	No difficulties reported
Thaheriya Jrables	Skin diseases Communicable diseases Maternal health issues	No difficulties reported

### Food Security

#### Sweida Qorret Tashli

- Bread: 100 SYP
- Rice: 325 SYP
- Lentils: 275 SYP
- Sugar: 400 SYP
- Cooking oil: 450 SYP

- Government distribution
- No difficulties reported
- Private bakeries unavailable

#### Tal Aghbar Tal Elagher

- Bread: 100 SYP
- Rice: 350 SYP
- Lentils: 375 SYP
- Sugar: 350 SYP
- Cooking oil: 500 SYP

- Shops
- No difficulties reported
- Private bakeries unavailable

#### Tal Ali Karbajli

- Bread: 100 SYP
- Rice: 325 SYP
- Lentils: 275 SYP
- Sugar: 400 SYP
- Cooking oil: 450 SYP

- Government distribution
- No difficulties reported
- Private bakeries unavailable

#### Tal Elhajar Tal Elahamar

- Bread: 100 SYP
- Rice: 325 SYP
- Lentils: 300 SYP
- Sugar: 400 SYP
- Cooking oil: 450 SYP

- Government distribution
- No difficulties reported
- Private bakeries unavailable

#### Thaheriya Jrables

- Bread: 100 SYP
- Rice: 350 SYP
- Lentils: 350 SYP
- Sugar: 350 SYP
- Cooking oil: 450 SYP

- Shops
- No difficulties reported
- Private bakeries unavailable

#### Main challenges to obtaining food

- No challenges
- Some foods unavailable
- Local production decreased
- Lack of access to markets
- Some foods expensive
- Lack of resources to buy food
- Lack of access to fuel
- Cooking fuel unavailable
- No information

Bread (public): 1 pack  
 Rice: 1kg  
 Lentils: 1 kg  
 Sugar: 1kg  
 Cooking oil: 1 litre

Access to bread

- Most common source of bread

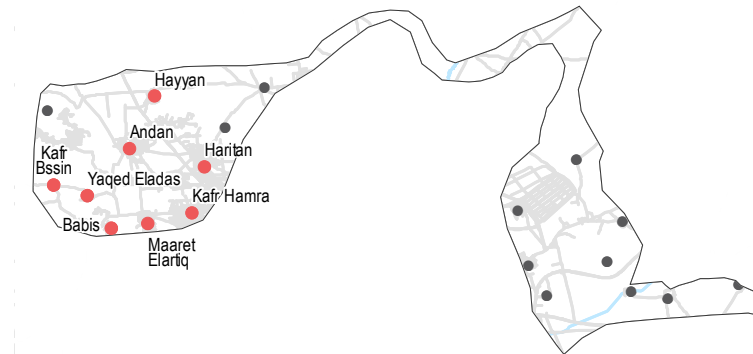
- Most common barriers to accessing bread
- Number of days, per month, where bread from private bakeries was unavailable

### Displacement

- % of pre-conflict population remaining
- % of population that are female
- % of female-headed households
- IDPs living in village
- New IDP arrivals
- Returnees

	Andan	Babis	Haritan	Hayyan
% of pre-conflict population remaining	26-50%	51-75%	1-25%	1-25%
% of population that are female	51-75%	26-50%	26-50%	26-50%
% of female-headed households	76-100%	1-25%	1-25%	1-25%
IDPs living in village	Yes	Yes	Yes	Yes
New IDP arrivals	Yes	Yes	Yes	Yes
Returnees	Yes	Yes	Yes	Yes

• 8/20 communities assessed (4 communities are shown on the next factsheet): Andan, Babis, Haritan, Hayyan



### Shelter

- Independent apartment or house
- Shared apartment or house
- Unfinished apartment or house
- Tent
- Private space not for shelter
- Cave/natural shelter
- Collective public space not for shelter
- No IDPs
- No information
- Min - Max: rent paid per room (where known)

	Andan	Babis	Haritan	Hayyan
Most common shelter	Independent apartment or house	Independent apartment or house	Independent apartment or house	Independent apartment or house
NDPs	Yes	Yes	Yes	Yes
IDPs	No info	Yes	Yes	No info

### Livelihoods

Most common sources of income

Most common strategies used to cope with lack of income / resources

	Andan	Babis	Haritan	Hayyan
Most common sources of income	Daily employment Sale of household assets Remittances	Daily employment Sale of household assets Sale of humanitarian aid	Daily employment Sale of household assets Remittances	Daily employment Sale of household assets Sale of humanitarian aid
Most common strategies used to cope with lack of income / resources	Children sent to work/beg Borrowing from family/friends Selling household assets	Children sent to work/beg Borrowing from family/friends Selling household assets	Children sent to work/beg Borrowing from family/friends Selling household assets	Children sent to work/beg

### NFIs

	Andan	Hayyan
Light bulbs	B 7500 SYP	B 7000 SYP
Blankets	C 30 SYP	C NA
Blankets (winter)	D 400 SYP	D 400 SYP
Blankets (summer)	F 70000 SYP	F NA

### NFIs

	Babis
Light bulbs	B 8000 SYP
Blankets	C 50 SYP
Blankets (winter)	D 400 SYP
Blankets (summer)	F 75000 SYP

### NFIs

	Haritan
Light bulbs	B 8000 SYP
Blankets	C 40 SYP
Blankets (winter)	D 400 SYP
Blankets (summer)	F 70000 SYP

- Most common electricity source
- Main network
- Generator
- No source
- Solar alternative
- Batteries
- No information
- Fuel Prices (SYP)\*
- B** Butane (cannister)
- C** Coal (1kg)
- D** Diesel (1 litre)
- F** Firewood (1 tonne)
- NFI Prices (SYP)\*
- Cement (50kg)
- Floor mat (3\*4m)
- Plastic tarpaulin (1m<sup>2</sup>)
- Tent (5 persons)
- NA: not available for purchase

### NFIs

Andan  
No lack of fuel

### NFIs

Babis  
No lack of fuel

### NFIs

Hayyan  
No lack of fuel

### NFIs

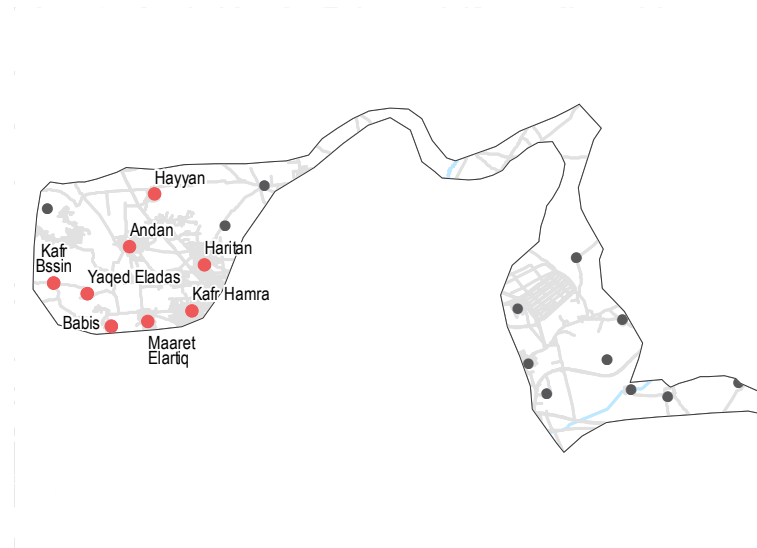
Haritan  
Cutting trees  
Burning furniture in use  
Burning clothes

### WASH

- Most common water source**
- Status of water source**
- Water is safe to drink
  - Water tastes/smells bad
  - People sick after drinking
  - No information
- Sufficiency of available water to meet household needs**
- Sufficient
  - Insufficient
  - No information
- Most common method of garbage disposal**

- Andan**
- Water trucking
  - Public free collection
- Babis**
- Water trucking
  - Public free collection
- Haritan**
- Water trucking
  - Public free collection
- Hayyan**
- Water trucking
  - Public free collection

8/20 communities assessed (4 communities are shown on the next factsheet): Andan, Babis, Haritan, Hayyan



### Education

- Status of primary schools in village**
- Functioning
  - Not functioning
  - Not available
  - No information
- Barriers to accessing education services**

- Haritan**
- Some facilities destroyed
  - Lack of teaching staff
  - No spaces available
- Hayyan**
- Some facilities destroyed
  - Lack of teaching staff
  - Unsafe route to services

- Andan**
- Some facilities destroyed
  - Lack of teaching staff
  - No spaces available

- Babis**
- Some facilities destroyed
  - Lack of teaching staff
  - Lack of school supplies

### Health

- Most common health problems
- Most common barriers to accessing healthcare

Community	Most common health problems	Most common barriers to accessing healthcare
Andan	Skin diseases Chronic diseases Malnutrition	Lack of transportation Family not permitting travel Security concerns around entering facilities
Babis	Skin diseases Pregnancy related diseases Injuries	No facilities in the area Lack of transportation Disability/Injuries/Illness
Haritan	Diarrhoea Skin diseases Chronic diseases	No facilities in the area Security concerns around travel Lack of transportation
Hayyan	Skin diseases Chronic diseases Pregnancy related diseases	No facilities in the area Lack of transportation Old age

### Food Security

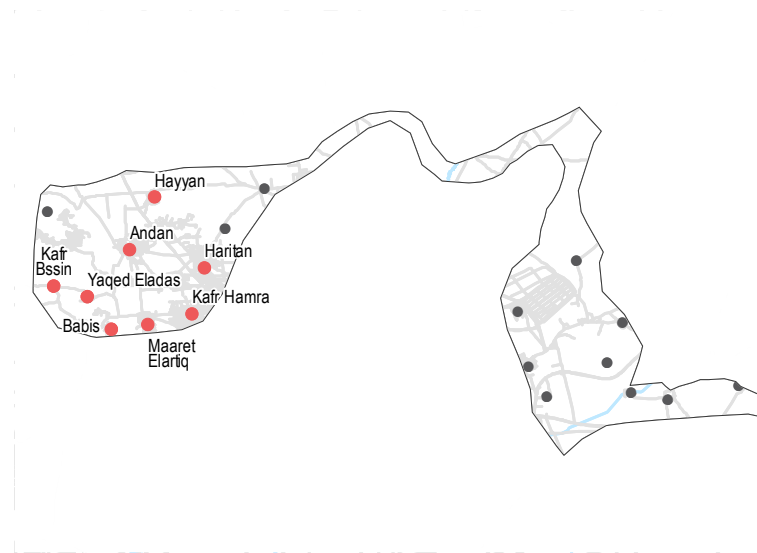
- Andan**
- Bread: 150 SYP
  - Rice: 385 SYP
  - Lentils: 250 SYP
  - Sugar: 325 SYP
  - Cooking oil: 500 SYP
- Shops
  - Insufficient electricity/fuel
  - Yeast not always available
  - High price of electricity/fuel
  - Private bakeries unavailable
- Babis**
- Bread: no info
  - Rice: 350 SYP
  - Lentils: 250 SYP
  - Sugar: 325 SYP
  - Cooking oil: 500 SYP
- Shops
  - High price of flour
  - Flour not always available
  - Other inputs hard to access
  - Private bakeries unavailable
- Haritan**
- Bread: 150 SYP
  - Rice: 450 SYP
  - Lentils: 300 SYP
  - Sugar: 350 SYP
  - Cooking oil: 500 SYP
- Shops
  - Yeast not always available
  - Flour not always available
  - Insufficient electricity/fuel
  - Private bakeries unavailable
- Hayyan**
- Bread: no info
  - Rice: 400 SYP
  - Lentils: 250 SYP
  - Sugar: 325 SYP
  - Cooking oil: 500 SYP
- Shops
  - High price of flour
  - Flour not always available
  - Yeast not always available
  - Private bakeries unavailable
- Main challenges to obtaining food**
- No challenges
  - Some foods unavailable
  - Local production decreased
  - Lack of access to markets
  - Some foods expensive
  - Lack of resources to buy food
  - Lack of access to fuel
  - Cooking fuel unavailable
  - No information
- Access to bread**
- Most common source of bread
  - Most common barriers to accessing bread
  - Number of days, per month, where bread from private bakeries was unavailable
- Bread (public): 1 pack**  
**Rice: 1kg**  
**Lentils: 1kg**  
**Sugar: 1kg**  
**Cooking oil: 1 litre**

### Displacement

- % of pre-conflict population remaining
- % of population that are female
- % of female-headed households
- IDPs living in village
- New IDP arrivals
- Returnees

Community	% of pre-conflict population remaining	% of population that are female	% of female-headed households	IDPs living in village	New IDP arrivals	Returnees
<b>Kafr Bssin</b>	26-50%	51-75%	1-25%	Yes	Yes	Yes
<b>Kafr Hamra</b>	26-50%	26-50%	1-25%	Yes	Yes	Yes
<b>Maaret Elartiq</b>	26-50%	51-75%	1-25%	Yes	Yes	Yes
<b>Yaqed Eladas</b>	26-50%	26-50%	1-25%	Yes	Yes	Yes

• 8/20 communities assessed (4 communities are shown on the previous factsheet): Kafr Bssin, Kafr Hamra, Maaret Elartiq, Yaqed Eladas



### Shelter

- Independent apartment or house
- Shared apartment or house
- Unfinished apartment or house
- Tent
- Private space not for shelter
- Cave/natural shelter
- Collective public space not for shelter
- No IDPs
- No information
- Min - Max: rent paid per room (where known)

Community	Most common shelter	NDPs	IDPs
<b>Kafr Bssin</b>	Independent apartment or house	No info	No info
<b>Kafr Hamra</b>	Independent apartment or house	No info	No info
<b>Maaret Elartiq</b>	Independent apartment or house	No info	No info
<b>Yaqed Eladas</b>	Independent apartment or house	No info	No info

### Livelihoods

Most common sources of income

Most common strategies used to cope with lack of income / resources

Community	Most common sources of income	Most common strategies used to cope with lack of income / resources
<b>Kafr Bssin</b>	Daily employment Sale of household assets Sale of humanitarian aid	Children sent to work/beg Borrowing from family/friends Selling household assets
<b>Kafr Hamra</b>	Daily employment Sale of household assets Sale of humanitarian aid	Children sent to work/beg
<b>Maaret Elartiq</b>	Daily employment Sale of household assets Business/trade	Children sent to work/beg Borrowing from family/friends Selling household assets
<b>Yaqed Eladas</b>	Daily employment Sale of household assets Sale of humanitarian aid	Children sent to work/beg

### NFIs

Community	Most common electricity source	Fuel Prices (SYP)*	NFI Prices (SYP)*
<b>Kafr Bssin</b>	B 8500 SYP C NA D 400 SYP F 75000 SYP	2000 SYP NA NA NA	2000 SYP 3000 SYP NA NA
<b>Yaqed Eladas</b>	B 9000 SYP C NA D 380 SYP F 75000 SYP	2000 SYP NA NA NA	2000 SYP NA NA NA
<b>Kafr Hamra</b>	B 8500 SYP C 50 SYP D 400 SYP F 70000 SYP	2000 SYP NA NA NA	2000 SYP 3000 SYP NA NA
<b>Maaret Elartiq</b>	B 8000 SYP C 40 SYP D 400 SYP F 70000 SYP	2000 SYP 3000 SYP NA NA	2000 SYP 3000 SYP NA NA

- Main network
- Generator
- No source
- Solar alternative
- Batteries
- No information
- Fuel Prices (SYP)\***
- B** Butane (cannister)
- C** Coal (1kg)
- D** Diesel (1 litre)
- F** Firewood (1 tonne)
- NFI Prices (SYP)\***
- Cement (50kg)
- Floor mat (3\*4m)
- Plastic tarpaulin (1m<sup>2</sup>)
- Tent (5 persons)
- NA: not available for purchase

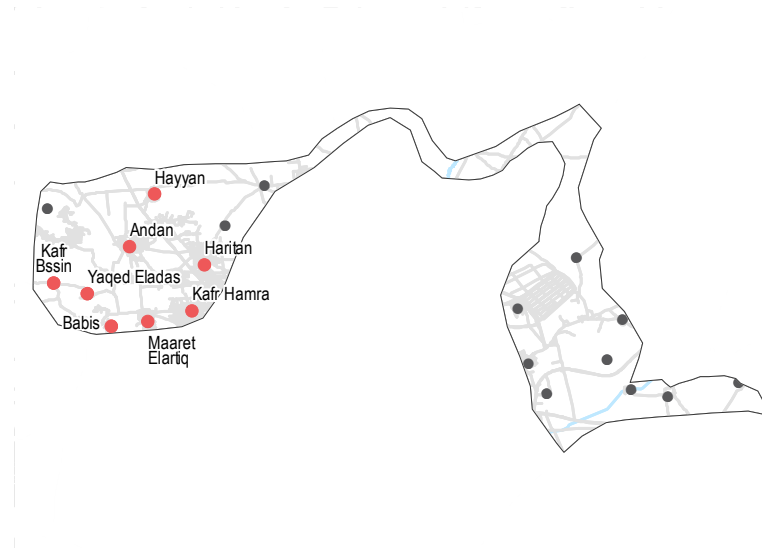
Community	Most common strategies used to cope with a lack of fuel
<b>Kafr Bssin</b>	No lack of fuel
<b>Kafr Hamra</b>	No lack of fuel
<b>Yaqed Eladas</b>	No lack of fuel
<b>Maaret Elartiq</b>	No lack of fuel

### WASH

- Most common water source**
- Status of water source**
- Water is safe to drink
  - Water tastes/smells bad
  - People sick after drinking
  - No information
- Sufficiency of available water to meet household needs**
- Sufficient
  - Insufficient
  - No information
- Most common method of garbage disposal**

- Kafr Bssin**
- Water trucking
  - Public free collection
- Kafr Hamra**
- Network
  - Public free collection
- Maaret Elartiq**
- Water trucking
  - Public free collection
- Yaqed Eladas**
- Water trucking
  - Public free collection

• 8/20 communities assessed (4 communities are shown on the previous factsheet): Kafr Bssin, Kafr Hamra, Maaret Elartiq, Yaqed Eladas



### Education

- Status of primary schools in village**
- Functioning
  - Not functioning
  - Not available
  - No information
- Barriers to accessing education services**

- Maaret Elartiq**
- Some facilities destroyed
  - Lack of teaching staff
  - No spaces available
- Yaqed Eladas**
- Some facilities destroyed
  - Lack of teaching staff
  - Lack of school supplies

- Kafr Bssin**
- Some facilities destroyed
  - Lack of teaching staff
  - No spaces available
- Kafr Hamra**
- Some facilities destroyed
  - Lack of teaching staff
  - Unsafe route to services

### Health

- Most common health problems**
- Most common barriers to accessing healthcare**

Community	Most common health problems	Most common barriers to accessing healthcare
<b>Kafr Bssin</b>	Skin diseases Chronic diseases Pregnancy related diseases	No facilities in the area Lack of transportation Disability/Injuries/Illness
<b>Kafr Hamra</b>	Skin diseases Chronic diseases Pregnancy related diseases	No facilities in the area Security concerns around travel Lack of transportation
<b>Maaret Elartiq</b>	Skin diseases Pregnancy related diseases Injuries	No facilities in the area Lack of transportation Services are too expensive
<b>Yaqed Eladas</b>	Skin diseases Chronic diseases Pregnancy related diseases	No facilities in the area Lack of transportation Old age

### Food Security

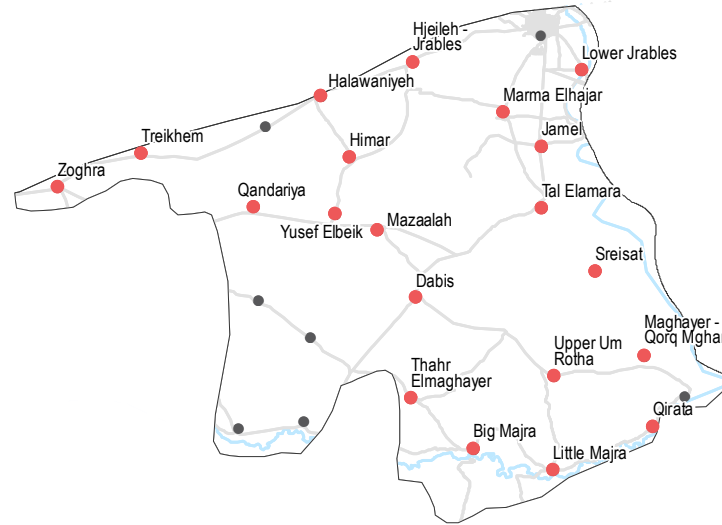
- Kafr Bssin**
- Bread: no info
  - Rice: 350 SYP
  - Lentils: 250 SYP
  - Sugar: 350 SYP
  - Cooking oil: 500 SYP
- Main challenges to obtaining food**
- No challenges
  - Some foods unavailable
  - Local production decreased
  - Lack of access to markets
  - Some foods expensive
  - Lack of resources to buy food
  - Lack of access to fuel
  - Cooking fuel unavailable
  - No information
- Kafr Hamra**
- Bread: 200 SYP
  - Rice: 400 SYP
  - Lentils: 250 SYP
  - Sugar: 325 SYP
  - Cooking oil: 500 SYP
- Maaret Elartiq**
- Bread: no info
  - Rice: 400 SYP
  - Lentils: 250 SYP
  - Sugar: 350 SYP
  - Cooking oil: 500 SYP
- Yaqed Eladas**
- Bread: no info
  - Rice: 400 SYP
  - Lentils: 250 SYP
  - Sugar: 325 SYP
  - Cooking oil: 500 SYP
- Access to bread**
- Most common source of bread
  - Most common barriers to accessing bread
  - Number of days, per month, where bread from private bakeries was unavailable

### Displacement

- % of pre-conflict population remaining
- % of population that are female
- % of female-headed households
- IDPs living in village
- New IDP arrivals
- Returnees

Community	% of pre-conflict population remaining	% of population that are female	% of female-headed households	IDPs living in village	New IDP arrivals	Returnees
<b>Big Majra</b>	76-100%	26-50%	1-25%	Yes	No	No
<b>Dabis</b>	76-100%	26-50%	1-25%	Yes	No	No
<b>Halawaniyeh</b>	76-100%	26-50%	1-25%	Yes	No	Yes
<b>Himar</b>	76-100%	26-50%	1-25%	Yes	Yes	No
<b>Hjeileh Jrables</b>	76-100%	26-50%	1-25%	Yes	Yes	Yes

• 20/27 communities assessed (15 communities are shown on the next three factsheets): Big Majra, Dabis, Halawaniyeh, Himar, Hjeileh Jrables



### Shelter

- Independent apartment or house
  - Shared apartment or house
  - Unfinished apartment or house
  - Tent
  - Private space not for shelter
  - Cave/natural shelter
  - Collective public space not for shelter
  - No IDPs
  - No information
- Min - Max: rent paid per room (where known)

Community	NDPs	IDPs
<b>Big Majra</b>	6000 - 8000 SYP	
<b>Himar</b>	5000 - 8000 SYP	
<b>Dabis</b>	6000 - 8000 SYP	
<b>Hjeileh Jrables</b>	6000 - 8000 SYP	
<b>Halawaniyeh</b>	10000 - 15000 SYP	

### Livelihoods

Most common sources of income

Most common strategies used to cope with lack of income / resources

Community	Most common sources of income	Most common strategies used to cope with lack of income / resources
<b>Big Majra</b>	Stable employment Daily employment Farm owning	Borrowing from family/friends Reducing meal size
<b>Dabis</b>	Stable employment Daily employment Farm owning	Borrowing from family/friends Reducing meal size
<b>Halawaniyeh</b>	Stable employment Daily employment Farm owning	Borrowing from family/friends Reducing meal size
<b>Himar</b>	Stable employment Daily employment Farm owning	Borrowing from family/friends Reducing meal size
<b>Hjeileh Jrables</b>	Stable employment Daily employment Farm owning	Borrowing from family/friends Reducing meal size

### NFIs

Community	Lightbulb (Main network)	Generator	Lightbulb (Solar alternative)	Batteries	No information
<b>Big Majra</b>	B 5500 SYP	1600 SYP	C 175 SYP	D 200 SYP	F 35000 SYP
<b>Himar</b>	B 5600 SYP	1500 SYP	C 200 SYP	D 250 SYP	F 38000 SYP
<b>Dabis</b>	B 5700 SYP	1550 SYP	C 200 SYP	D 225 SYP	F 38000 SYP
<b>Hjeileh Jrables</b>	B 5600 SYP	1450 SYP	C 200 SYP	D 225 SYP	F 35000 SYP

### Halawaniyeh

B 5500 SYP	1450 SYP
C 200 SYP	6500 SYP
D 200 SYP	300 SYP
F 35000 SYP	NA

**Big Majra**  
No lack of fuel

**Dabis**  
No lack of fuel

**Halawaniyeh**  
No lack of fuel

- Most common electricity source
- Main network
  - Generator
  - No source
  - Solar alternative
  - Batteries
  - No information

- Fuel Prices (SYP)\*
- B** Butane (cannister)
  - C** Coal (1kg)
  - D** Diesel (1 litre)
  - F** Firewood (1 tonne)

- NFI Prices (SYP)\*
- Cement (50kg)
  - Floor mat (3\*4m)
  - Plastic tarpaulin (1m<sup>2</sup>)
  - Tent (5 persons)
- NA: not available for purchase

Most common strategies used to cope with a lack of fuel

**Himar**  
No lack of fuel

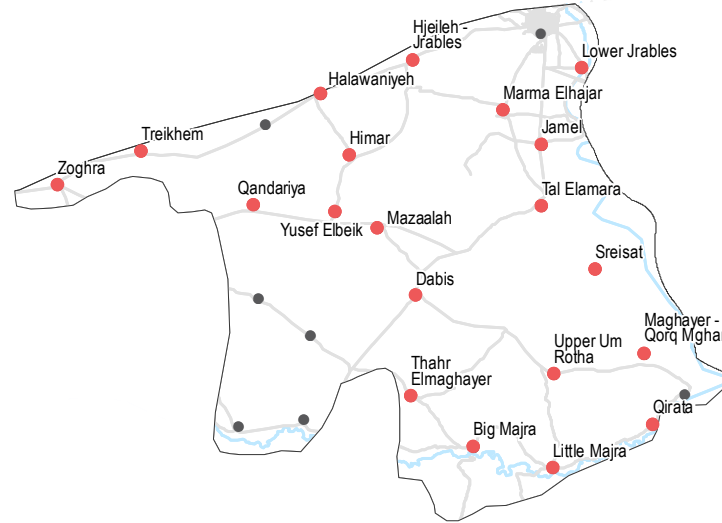
**Hjeileh Jrables**  
No lack of fuel

### WASH

- Most common water source**
- Status of water source**
- Water is safe to drink
  - Water tastes/smells bad
  - People sick after drinking
  - No information
- Sufficiency of available water to meet household needs**
- Sufficient
  - Insufficient
  - No information
- Most common method of garbage disposal**

- Big Majra**
- Water trucking
  - Buried / burned
- Dabis**
- Closed well
  - Buried / burned
- Halawaniyeh**
- Closed well
  - Public free collection
- Himar**
- Closed well
  - Public free collection
- Hjeileh Jrables**
- Closed well
  - Public free collection

• 20/27 communities assessed (15 communities are shown on the next three factsheets): Big Majra, Dabis, Halawaniyeh, Himar, Hjeileh Jrables



### Education

- Status of primary schools in village**
- Functioning
  - Not functioning
  - Not available
  - No information
- Barriers to accessing education services**

- Halawaniyeh**  
Most children accessed education
- Himar**  
Most children accessed education
- Hjeileh Jrables**  
Most children accessed education

- Big Majra**  
Most children accessed education
- Dabis**  
Most children accessed education

### Health

- Most common health problems**
- Most common barriers to accessing healthcare**

Community	Most common health problems	Most common barriers to accessing healthcare
<b>Big Majra</b>	Injuries Acute respiratory infections Severe diseases affecting those aged less than 5	No facilities in the area Lack of transportation
<b>Dabis</b>	Chronic diseases Acute respiratory infections Severe diseases affecting those aged less than 5	No facilities in the area Lack of transportation
<b>Halawaniyeh</b>	Chronic diseases Injuries Severe diseases affecting those aged less than 5	No facilities in the area Lack of transportation
<b>Himar</b>	Chronic diseases Acute respiratory infections Severe diseases affecting those aged less than 5	No facilities in the area Lack of transportation
<b>Hjeileh Jrables</b>	Chronic diseases Injuries Severe diseases affecting those aged less than 5	No facilities in the area Lack of transportation

### Food Security

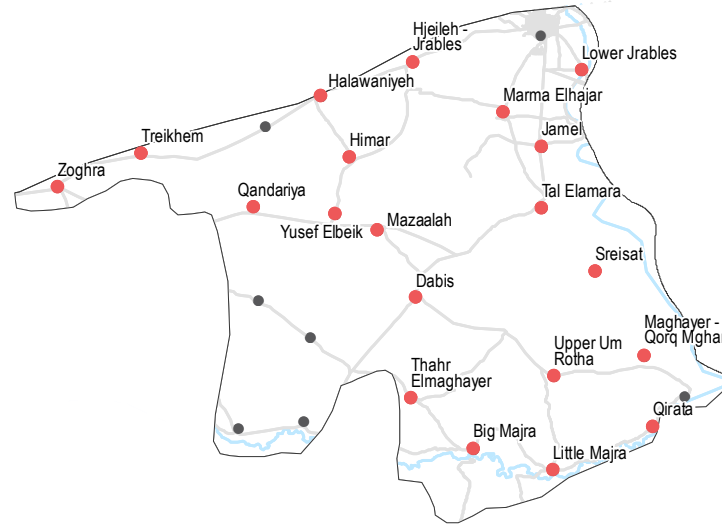
- Big Majra**
- Bread: 150 SYP
  - Rice: 400 SYP
  - Lentils: 300 SYP
  - Sugar: 300 SYP
  - Cooking oil: 450 SYP
- Dabis**
- Bread: 125 SYP
  - Rice: 400 SYP
  - Lentils: 300 SYP
  - Sugar: 300 SYP
  - Cooking oil: 400 SYP
- Halawaniyeh**
- Bread: 125 SYP
  - Rice: 400 SYP
  - Lentils: 300 SYP
  - Sugar: 300 SYP
  - Cooking oil: 450 SYP
- Himar**
- Bread: 125 SYP
  - Rice: 375 SYP
  - Lentils: 250 SYP
  - Sugar: 300 SYP
  - Cooking oil: 500 SYP
- Hjeileh Jrables**
- Bread: 125 SYP
  - Rice: 350 SYP
  - Lentils: 300 SYP
  - Sugar: 300 SYP
  - Cooking oil: 450 SYP
- Main challenges to obtaining food**
- No challenges
  - Some foods unavailable
  - Local production decreased
  - Lack of access to markets
  - Some foods expensive
  - Lack of resources to buy food
  - Lack of access to fuel
  - Cooking fuel unavailable
  - No information
- Access to bread**
- Bread (public): 1 pack
  - Rice: 1kg
  - Lentils: 1kg
  - Sugar: 1kg
  - Cooking oil: 1 litre
  - Most common source of bread
  - Most common barriers to accessing bread
  - Number of days, per month, where bread from private bakeries was unavailable

### Displacement

- % of pre-conflict population remaining
- % of population that are female
- % of female-headed households
- IDPs living in village
- New IDP arrivals
- Returnees

Community	% of pre-conflict population remaining	% of population that are female	% of female-headed households	IDPs living in village	New IDP arrivals	Returnees
<b>Jamel</b>	76-100%	26-50%	1-25%	Yes	No	No
<b>Little Majra</b>	76-100%	26-50%	1-25%	Yes	No	No
<b>Lower Jrables</b>	76-100%	26-50%	1-25%	Yes	No	Yes
<b>Maghayer Qorq Mghar</b>	76-100%	26-50%	1-25%	Yes	No	No
<b>Marma Elhajar</b>	76-100%	26-50%	1-25%	Yes	No	No

• 20/27 communities assessed (5 communities are shown on the previous factsheet, 10 communities are shown on the next two factsheets): Jamel, Little Majra, Lower Jrables, Maghayer Qorq Mghar, Marma Elhajar



### Shelter

- Independent apartment or house
- Shared apartment or house
- Unfinished apartment or house
- Tent
- Private space not for shelter
- Cave/natural shelter
- Collective public space not for shelter
- No IDPs
- No information
- Min - Max: rent paid per room (where known)

Community	Most common shelter	NDPs	IDPs
<b>Jamel</b>	Independent apartment or house	8000 - 15000 SYP	
<b>Little Majra</b>	Independent apartment or house	4000 - 5000 SYP	
<b>Lower Jrables</b>	Independent apartment or house	10000 - 15000 SYP	
<b>Maghayer Qorq Mghar</b>	Independent apartment or house	5000 - 6000 SYP	
<b>Marma Elhajar</b>	Independent apartment or house	5000 - 8000 SYP	

### Livelihoods

- Most common sources of income
- Most common strategies used to cope with lack of income / resources

Community	Most common sources of income	Most common strategies used to cope with lack of income / resources
<b>Jamel</b>	Stable employment Daily employment Farm owning	Borrowing from family/friends Reducing meal size
<b>Little Majra</b>	Stable employment Daily employment Farm owning	Borrowing from family/friends Reducing meal size
<b>Lower Jrables</b>	Stable employment Daily employment Farm owning	Borrowing from family/friends Reducing meal size
<b>Maghayer Qorq Mghar</b>	Stable employment Daily employment Farm owning	Borrowing from family/friends Reducing meal size
<b>Marma Elhajar</b>	Stable employment Daily employment Farm owning	Borrowing from family/friends Reducing meal size

### NFIs

Community	Most common electricity source	Fuel Prices (SYP)*	NFI Prices (SYP)*
<b>Jamel</b>	Generator	B 5600 SYP, C 200 SYP, D 250 SYP, F 40000 SYP	NA
<b>Maghayer Qorq Mghar</b>	Generator	B 5600 SYP, C 200 SYP, D 225 SYP, F 35000 SYP	NA
<b>Little Majra</b>	Generator	B 5600 SYP, C 200 SYP, D 225 SYP, F 36000 SYP	NA
<b>Marma Elhajar</b>	Generator	B 5600 SYP, C 200 SYP, D 250 SYP, F 38000 SYP	NA

### Lower Jrables

Community	Most common electricity source	Fuel Prices (SYP)*	NFI Prices (SYP)*
<b>Lower Jrables</b>	Generator	B 5500 SYP, C 200 SYP, D 250 SYP, F 40000 SYP	NA

- Main network
  - Generator
  - No source
  - Solar alternative
  - Batteries
  - No information
- Fuel Prices (SYP)\*
- B** Butane (cannister)
  - C** Coal (1kg)
  - D** Diesel (1 litre)
  - F** Firewood (1 tonne)
- NFI Prices (SYP)\*
- Cement (50kg)
  - Floor mat (3\*4m)
  - Plastic tarpaulin (1m<sup>2</sup>)
  - Tent (5 persons)
- NA: not available for purchase

**Jamel**  
No lack of fuel

**Little Majra**  
No lack of fuel

**Lower Jrables**  
No lack of fuel

**Maghayer Qorq Mghar**  
No lack of fuel

**Maghayer Qorq Mghar**  
No lack of fuel

**Marma Elhajar**  
No lack of fuel

### WASH

- Most common water source**
- Water is safe to drink
  - Water tastes/smells bad
  - People sick after drinking
  - No information
- Sufficiency of available water to meet household needs**
- Sufficient
  - Insufficient
  - No information
- Most common method of garbage disposal**
- Buried / burned

#### Jamel

- Water trucking
- Public free collection

#### Little Majra

- Water trucking
- Buried / burned

#### Lower Jrables

- Network
- Public free collection

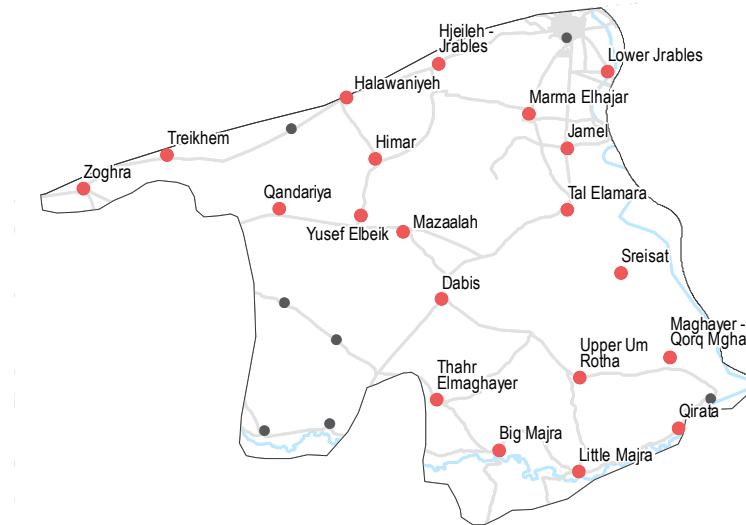
#### Maghayer Qorq Mghar

- Water trucking
- Buried / burned

#### Marma Elhajar

- Network
- Public free collection

•20/27 communities assessed (5 communities are shown on the previous factsheet, 10 communities are shown on the next two factsheets): Jamel, Little Majra, Lower Jrables, Maghayer Qorq Mghar, Marma Elhajar



### Education

- Status of primary schools in village**
- Functioning
  - Not functioning
  - Not available
  - No information
- Barriers to accessing education services**
- No facilities in the area
  - Lack of transportation

#### Lower Jrables

Most children accessed education

#### Maghayer Qorq Mghar

Most children accessed education

#### Marma Elhajar

Most children accessed education

#### Jamel

Most children accessed education

#### Little Majra

Most children accessed education

### Health

#### Most common health problems

#### Most common barriers to accessing healthcare

#### Jamel

Injuries  
 Acute respiratory infections  
 Severe diseases affecting those aged less than 5

No facilities in the area

#### Little Majra

Diarrhoea  
 Acute respiratory infections  
 Severe diseases affecting those aged less than 5

No facilities in the area  
 Lack of transportation

#### Lower Jrables

Chronic diseases  
 Acute respiratory infections  
 Severe diseases affecting those aged less than 5

No facilities in the area

#### Maghayer Qorq Mghar

Chronic diseases  
 Acute respiratory infections  
 Severe diseases affecting those aged less than 5

No facilities in the area  
 Lack of transportation

#### Marma Elhajar

Chronic diseases  
 Acute respiratory infections  
 Severe diseases affecting those aged less than 5

No facilities in the area

### Food Security

#### Jamel

- Bread: 125 SYP
- Rice: 350 SYP
- Lentils: 250 SYP
- Sugar: 280 SYP
- Cooking oil: 450 SYP

Shops

No difficulties reported

1 to 10

#### Little Majra

- Bread: 150 SYP
- Rice: 450 SYP
- Lentils: 350 SYP
- Sugar: 325 SYP
- Cooking oil: 500 SYP

Shops

No difficulties reported

Private bakeries unavailable

#### Lower Jrables

- Bread: 125 SYP
- Rice: 400 SYP
- Lentils: 300 SYP
- Sugar: 300 SYP
- Cooking oil: 500 SYP

Shops

No difficulties reported

Private bakeries unavailable

#### Maghayer Qorq Mghar

- Bread: 150 SYP
- Rice: 450 SYP
- Lentils: 350 SYP
- Sugar: 325 SYP
- Cooking oil: 500 SYP

Shops

No difficulties reported

Private bakeries unavailable

#### Marma Elhajar

- Bread: 125 SYP
- Rice: 350 SYP
- Lentils: 250 SYP
- Sugar: 300 SYP
- Cooking oil: 450 SYP

Shops

No difficulties reported

Private bakeries unavailable

#### Main challenges to obtaining food

- No challenges
- Some foods unavailable
- Local production decreased
- Lack of access to markets
- Some foods expensive
- Lack of resources to buy food
- Lack of access to fuel
- Cooking fuel unavailable
- No information

Bread (public): 1 pack  
 Rice: 1kg  
 Lentils: 1kg  
 Sugar: 1kg  
 Cooking oil: 1 litre

#### Access to bread

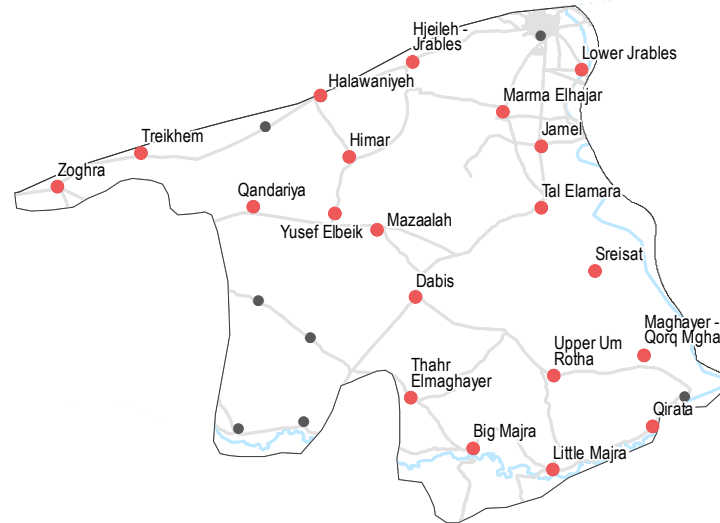
- Most common source of bread
- Most common barriers to accessing bread
- Number of days, per month, where bread from private bakeries was unavailable

### Displacement

- % of pre-conflict population remaining
- % of population that are female
- % of female-headed households
- IDPs living in village
- New IDP arrivals
- Returnees

Community	% of pre-conflict population remaining	% of population that are female	% of female-headed households	IDPs living in village	New IDP arrivals	Returnees
<b>Mazaalah</b>	76-100%	26-50%	1-25%	Yes	No	No
<b>Qandariya</b>	76-100%	26-50%	1-25%	Yes	No	No
<b>Qirata</b>	76-100%	26-50%	1-25%	Yes	No	No
<b>Sreizat</b>	76-100%	26-50%	1-25%	Yes	No	No
<b>Tal Elamara</b>	76-100%	26-50%	1-25%	Yes	Yes	Yes

- 20/27 communities assessed (10 communities are shown on the previous two factsheets, 5 communities are shown on the next factsheet): Mazaalah, Qandariya, Qirata, Sreizat, Tal Elamara



### Shelter

- Independent apartment or house
- Shared apartment or house
- Unfinished apartment or house
- Tent
- Private space not for shelter
- Cave/natural shelter
- Collective public space not for shelter
- No IDPs
- No information
- Min - Max: rent paid per room (where known)

Community	Most common shelter	NDPs	IDPs	Rent (SYP)
<b>Mazaalah</b>	Green house	Green house	Green house	4000 - 5000
<b>Qandariya</b>	Green house	Green house	Green house	6000 - 8000
<b>Qirata</b>	Green house	Green house	Green house	6000 - 8000
<b>Sreizat</b>	Green house	Green house	Green house	5000 - 8000
<b>Tal Elamara</b>	Green house	Green house	Green house	5000 - 8000

### Livelihoods

- Most common sources of income
- Most common strategies used to cope with lack of income / resources

Community	Most common sources of income	Most common strategies used to cope with lack of income / resources
<b>Mazaalah</b>	Stable employment Daily employment Farm owning	Borrowing from family/friends Reducing meal size
<b>Qandariya</b>	Stable employment Daily employment Farm owning	Borrowing from family/friends Reducing meal size
<b>Qirata</b>	Stable employment Daily employment Farm owning	Borrowing from family/friends Reducing meal size
<b>Sreizat</b>	Stable employment Daily employment Farm owning	Borrowing from family/friends Reducing meal size
<b>Tal Elamara</b>	Stable employment Daily employment Farm owning	Borrowing from family/friends Reducing meal size

### NFIs

Community	Lightbulb icon	Lightbulb icon	Lightbulb icon	Lightbulb icon
<b>Mazaalah</b>	B 5700 SYP	1550 SYP	B 5600 SYP	1450 SYP
<b>Qandariya</b>	C 200 SYP	6800 SYP	C 175 SYP	6500 SYP
<b>Qirata</b>	D 250 SYP	350 SYP	D 200 SYP	300 SYP
<b>Sreizat</b>	F 40000 SYP	NA	F 35000 SYP	NA
<b>Tal Elamara</b>	B 5700 SYP	1500 SYP	B 5700 SYP	1550 SYP
	C 200 SYP	6800 SYP	C 200 SYP	6800 SYP
	D 250 SYP	350 SYP	D 250 SYP	300 SYP
	F 40000 SYP	NA	F 38000 SYP	NA

- Most common electricity source
  - Main network
  - Generator
  - No source
  - Solar alternative
  - Batteries
  - No information
- Fuel Prices (SYP)\*
  - B** Butane (cannister)
  - C** Coal (1kg)
  - D** Diesel (1 litre)
  - F** Firewood (1 tonne)
- NFI Prices (SYP)\*
  - Cement (50kg)
  - Floor mat (3\*4m)
  - Plastic tarpaulin (1m<sup>2</sup>)
  - Tent (5 persons)
- NA: not available for purchase

Community	Lightbulb icon	Lightbulb icon	Lightbulb icon	Lightbulb icon
<b>Qirata</b>	B 5500 SYP	1600 SYP	C 175 SYP	6500 SYP
	D 200 SYP	250 SYP	F 35000 SYP	NA

Community	Flame icon	Flame icon	Flame icon	Flame icon
<b>Mazaalah</b>	No lack of fuel			
<b>Qandariya</b>	No lack of fuel			
<b>Sreizat</b>		No lack of fuel		
<b>Qirata</b>	No lack of fuel			
<b>Tal Elamara</b>			No lack of fuel	

### WASH

- Most common water source**
- Status of water source**
- Water is safe to drink
  - Water tastes/smells bad
  - People sick after drinking
  - No information
- Sufficiency of available water to meet household needs**
- Sufficient
  - Insufficient
  - No information
- Most common method of garbage disposal**

#### Mazaalah

- Closed well
- Disposed at designated site

#### Qandariya

- Closed well
- Buried / burned

#### Qirata

- Water trucking
- Buried / burned

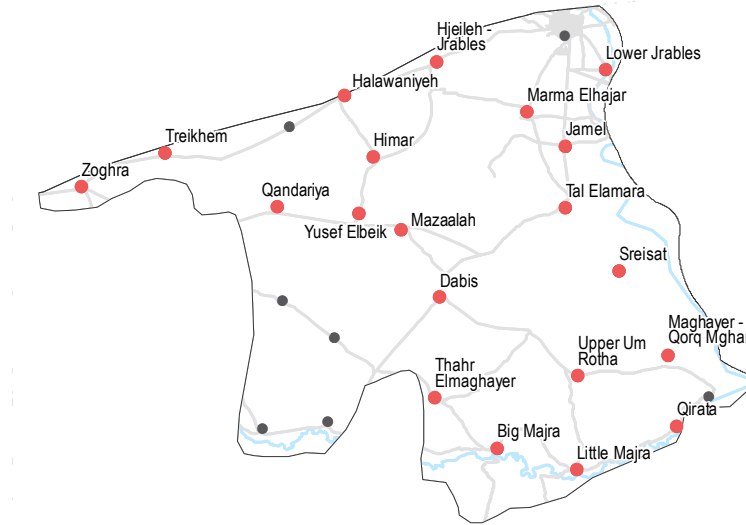
#### Sreisat

- Closed well
- Buried / burned

#### Tal Elamara

- Closed well
- Public free collection

• 20/27 communities assessed (10 communities are shown on the previous two factsheets, 5 communities are shown on the next factsheet): Mazaalah, Qandariya, Qirata, Sreisat, Tal Elamara



### Education

- Status of primary schools in village**
- Functioning
  - Not functioning
  - Not available
  - No information
- Barriers to accessing education services**

#### Qirata

Most children accessed education

#### Sreisat

Most children accessed education

#### Tal Elamara

Most children accessed education

**Mazaalah**  
Most children accessed education

**Qandariya**  
Most children accessed education

### Health

**Most common health problems**

**Most common barriers to accessing healthcare**

#### Mazaalah

Chronic diseases  
 Acute respiratory infections  
 Severe diseases affecting those aged less than 5

No facilities in the area  
 Lack of transportation

#### Qandariya

Chronic diseases  
 Acute respiratory infections  
 Severe diseases affecting those aged less than 5

No facilities in the area  
 Lack of transportation

#### Qirata

Chronic diseases  
 Acute respiratory infections  
 Severe diseases affecting those aged less than 5

No facilities in the area  
 Lack of transportation

#### Sreisat

Chronic diseases  
 Acute respiratory infections  
 Severe diseases affecting those aged less than 5

No facilities in the area  
 Lack of transportation

#### Tal Elamara

Chronic diseases  
 Acute respiratory infections  
 Severe diseases affecting those aged less than 5

No facilities in the area

### Food Security

#### Mazaalah

- Bread: 125 SYP
  - Rice: 400 SYP
  - Lentils: 300 SYP
  - Sugar: 325 SYP
  - Cooking oil: 500 SYP
- Shops
  - No difficulties reported
  - Private bakeries unavailable

#### Qandariya

- Bread: 125 SYP
  - Rice: 400 SYP
  - Lentils: 300 SYP
  - Sugar: 300 SYP
  - Cooking oil: 500 SYP
- Shops
  - No difficulties reported
  - Private bakeries unavailable

#### Qirata

- Bread: 150 SYP
  - Rice: 400 SYP
  - Lentils: 300 SYP
  - Sugar: 300 SYP
  - Cooking oil: 450 SYP
- Shops
  - No difficulties reported
  - Private bakeries unavailable

#### Sreisat

- Bread: 150 SYP
  - Rice: 450 SYP
  - Lentils: 350 SYP
  - Sugar: 325 SYP
  - Cooking oil: 500 SYP
- Shops
  - No difficulties reported
  - Private bakeries unavailable

#### Tal Elamara

- Bread: 125 SYP
  - Rice: 400 SYP
  - Lentils: 300 SYP
  - Sugar: 300 SYP
  - Cooking oil: 500 SYP
- Shops
  - No difficulties reported
  - Private bakeries unavailable

**Main challenges to obtaining food**

- No challenges
- Some foods unavailable
- Local production decreased
- Lack of access to markets
- Some foods expensive
- Lack of resources to buy food
- Lack of access to fuel
- Cooking fuel unavailable
- No information

Bread (public): 1 pack  
 Rice: 1kg  
 Lentils: 1kg  
 Sugar: 1kg  
 Cooking oil: 1 litre

**Access to bread**

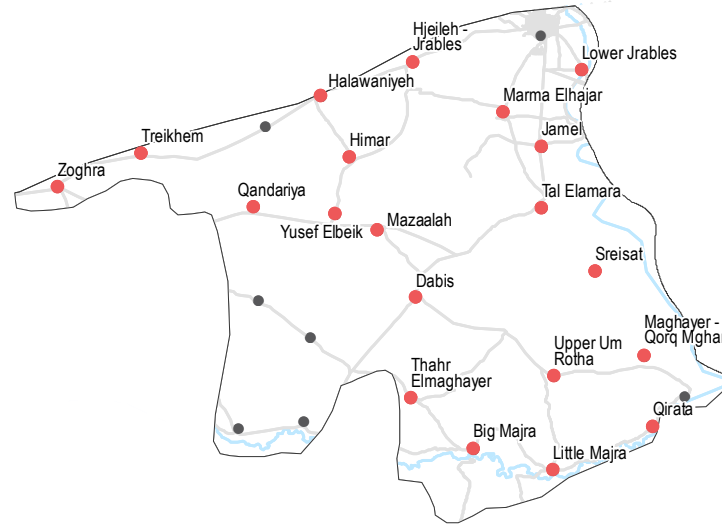
- Most common source of bread
- Most common barriers to accessing bread
- Number of days, per month, where bread from private bakeries was unavailable

### Displacement

- % of pre-conflict population remaining
- % of population that are female
- % of female-headed households
- IDPs living in village
- New IDP arrivals
- Returnees

Community	% of pre-conflict population remaining	% of population that are female	% of female-headed households	IDPs living in village	New IDP arrivals	Returnees
<b>Thahr Elmaghayer</b>	76-100%	26-50%	1-25%	Yes	No	No
<b>Treikhem</b>	76-100%	26-50%	1-25%	Yes	Yes	No
<b>Upper Um Rotha</b>	76-100%	26-50%	1-25%	Yes	Yes	No
<b>Yusef Elbeik</b>	76-100%	26-50%	1-25%	Yes	No	No
<b>Zoghra</b>	76-100%	26-50%	1-25%	Yes	No	No

• 20/27 communities assessed (15 communities are shown on the previous three factsheets): Thahr Elmaghayer, Treikhem, Upper Um Rotha, Yusef Elbeik, Zoghra



### Shelter

- Independent apartment or house
- Shared apartment or house
- Unfinished apartment or house
- Tent
- Private space not for shelter
- Cave/natural shelter
- Collective public space not for shelter
- No IDPs
- No information
- Min - Max: rent paid per room (where known)

Community	Most common shelter	NDPs	IDPs
<b>Thahr Elmaghayer</b>	Independent apartment or house	5000 - 8000 SYP	6000 - 8000 SYP
<b>Treikhem</b>	Independent apartment or house	8000 - 10000 SYP	No info
<b>Upper Um Rotha</b>	No IDPs	6000 - 8000 SYP	

### Livelihoods

- Most common sources of income
- Most common strategies used to cope with lack of income / resources

Community	Most common sources of income	Most common strategies used to cope with lack of income / resources
<b>Thahr Elmaghayer</b>	Stable employment Daily employment Farm owning	Borrowing from family/friends Reducing meal size
<b>Treikhem</b>	Daily employment Farm owning Business/trade	Borrowing from family/friends Reducing meal size
<b>Upper Um Rotha</b>	Stable employment Daily employment Farm owning	Borrowing from family/friends Reducing meal size
<b>Yusef Elbeik</b>	Stable employment Daily employment Farm owning	Borrowing from family/friends Reducing meal size
<b>Zoghra</b>	Stable employment Farm owning Business/trade	No info

### NFIs

Community	Lightbulb (SYP)	Generator (SYP)	Lightbulb (SYP)	Generator (SYP)
<b>Thahr Elmaghayer</b>	B 5600 SYP	C 200 SYP	B 5500 SYP	C 200 SYP
<b>Treikhem</b>	D 225 SYP	F 35000 SYP	D 225 SYP	F 37000 SYP
<b>Upper Um Rotha</b>	B 5500 SYP	C 175 SYP	B 5700 SYP	C 200 SYP

- Most common electricity source
- Main network
- Generator
- No source
- Solar alternative
- Batteries
- No information
- Fuel Prices (SYP)\*
- B** Butane (cannister)
- C** Coal (1kg)
- D** Diesel (1 litre)
- F** Firewood (1 tonne)
- NFI Prices (SYP)\*
- Cement (50kg)
- Floor mat (3\*4m)
- Plastic tarpaulin (1m<sup>2</sup>)
- Tent (5 persons)
- NA: not available for purchase
- Most common strategies used to cope with a lack of fuel

Community	Most common strategies used to cope with a lack of fuel
<b>Thahr Elmaghayer</b>	No lack of fuel
<b>Treikhem</b>	No lack of fuel
<b>Upper Um Rotha</b>	No lack of fuel
<b>Yusef Elbeik</b>	No lack of fuel
<b>Zoghra</b>	No lack of fuel

### WASH

- Most common water source**
- Status of water source**
- Water is safe to drink
  - Water tastes/smells bad
  - People sick after drinking
  - No information
- Sufficiency of available water to meet household needs**
- Sufficient
  - Insufficient
  - No information
- Most common method of garbage disposal**
- Buried / burned

#### Thahr Elmaghayer

- Closed well
- Buried / burned

#### Treikhem

- Closed well
- Buried / burned

#### Upper Um Rotha

- Closed well
- Buried / burned

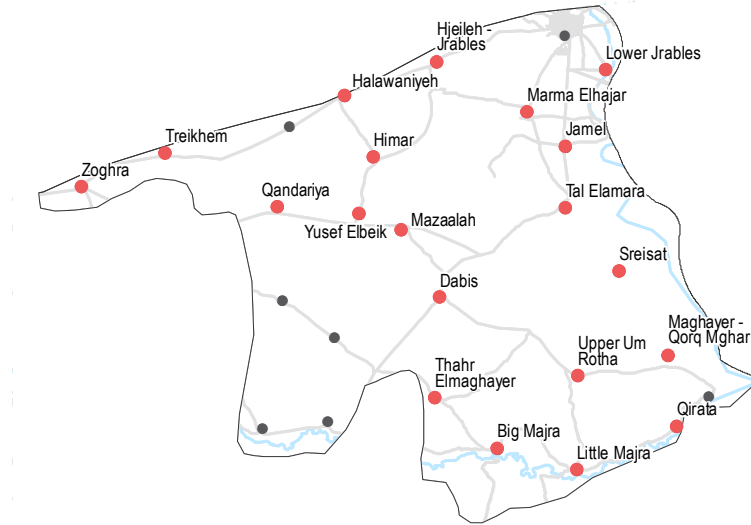
#### Yusef Elbeik

- Closed well
- Buried / burned

#### Zoghra

- Water trucking
- Buried / burned

- 20/27 communities assessed (15 communities are shown on the previous three factsheets): Thahr Elmaghayer, Treikhem, Upper Um Rotha, Yusef Elbeik, Zoghra



### Education

- Status of primary schools in village**
- Functioning
  - Not functioning
  - Not available
  - No information
- Barriers to accessing education services**
- Most children accessed education

#### Upper Um Rotha

Most children accessed education

#### Yusef Elbeik

Most children accessed education

#### Zoghra

Most children accessed education

**Thahr Elmaghayer**  
 Most children accessed education

**Treikhem**  
 Most children accessed education

### Health

**Most common health problems**

**Most common barriers to accessing healthcare**

#### Thahr Elmaghayer

Chronic diseases  
 Injuries  
 Severe diseases affecting those aged less than 5

No facilities in the area  
 Lack of transportation

#### Treikhem

Communicable diseases  
 Acute respiratory infections  
 Severe diseases affecting those aged less than 5

No facilities in the area  
 Lack of transportation

#### Upper Um Rotha

Communicable diseases  
 Acute respiratory infections  
 Severe diseases affecting those aged less than 5

No difficulties reported

#### Yusef Elbeik

Injuries  
 Acute respiratory infections  
 Severe diseases affecting those aged less than 5

No facilities in the area  
 Lack of transportation

#### Zoghra

Injuries  
 Acute respiratory infections  
 Severe diseases affecting those aged less than 5

No facilities in the area  
 Lack of transportation

### Food Security

#### Thahr Elmaghayer

- Bread: 150 SYP
  - Rice: 450 SYP
  - Lentils: 350 SYP
  - Sugar: 325 SYP
  - Cooking oil: 500 SYP
- Shops
  - No difficulties reported
  - Private bakeries unavailable

#### Treikhem

- Bread: 125 SYP
  - Rice: 450 SYP
  - Lentils: 350 SYP
  - Sugar: 325 SYP
  - Cooking oil: 500 SYP
- Shops
  - No difficulties reported
  - Private bakeries unavailable

#### Upper Um Rotha

- Bread: 150 SYP
  - Rice: 400 SYP
  - Lentils: 300 SYP
  - Sugar: 300 SYP
  - Cooking oil: 450 SYP
- Shops
  - No difficulties reported
  - Private bakeries unavailable

#### Yusef Elbeik

- Bread: 125 SYP
  - Rice: 350 SYP
  - Lentils: 250 SYP
  - Sugar: 300 SYP
  - Cooking oil: 450 SYP
- Shops
  - No difficulties reported
  - Private bakeries unavailable

#### Zoghra

- Bread: 125 SYP
  - Rice: 450 SYP
  - Lentils: 350 SYP
  - Sugar: 325 SYP
  - Cooking oil: 500 SYP
- Shops
  - No difficulties reported
  - Private bakeries unavailable

**Main challenges to obtaining food**

- No challenges
- Some foods unavailable
- Local production decreased
- Lack of access to markets
- Some foods expensive
- Lack of resources to buy food
- Lack of access to fuel
- Cooking fuel unavailable
- No information

Bread (public): 1 pack  
 Rice: 1kg  
 Lentils: 1kg  
 Sugar: 1kg  
 Cooking oil: 1 litre

**Access to bread**

- Most common source of bread

- Most common barriers to accessing bread
- Number of days, per month, where bread from private bakeries was unavailable

# Jebel Saman - Aleppo City, Aleppo Governorate

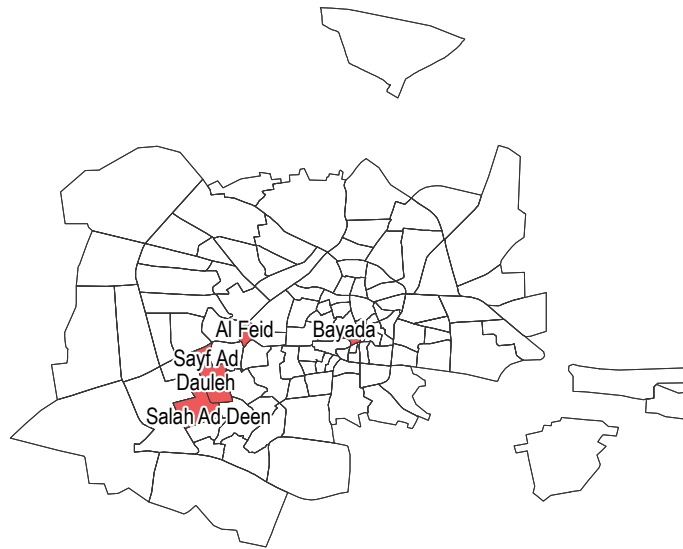
# April 2018

## Displacement

- % of pre-conflict population remaining
- % of population that are female
- % of female-headed households
- IDPs living in village
- New IDP arrivals
- Returnees

Sub-district	% of pre-conflict population remaining	% of population that are female	% of female-headed households	IDPs living in village	New IDP arrivals	Returnees
<b>Al Feid</b>	1-25%	26-50%	1-25%	Yes	No info	No info
<b>Bayada</b>	1-25%	76-100%	76-100%	Yes	No info	No info
<b>Salah Ad Deen</b>	76-100%	26-50%	No info	Yes	No info	No info
<b>Sayf Ad Dauleh</b>	76-100%	76-100%	76-100%	Yes	No info	No

• 4/109 neighbourhoods assessed : Al Feid, Bayada, Salah Ad Deen, Sayf Ad Dauleh



## Shelter

- Independent apartment or house
- Shared apartment or house
- Unfinished apartment or house
- Tent
- Private space not for shelter
- Cave/natural shelter
- Collective public space not for shelter
- No IDPs
- No information
- Min - Max: rent paid per room (where known)

Sub-district	NDPs	IDPs
<b>Al Feid</b>		
<b>Bayada</b>		
<b>Salah Ad Deen</b>		
<b>Sayf Ad Dauleh</b>		

## Livelihoods

- Most common sources of income
- Most common strategies used to cope with lack of income / resources

Sub-district	Most common sources of income	Most common strategies used to cope with lack of income / resources
<b>Al Feid</b>	Stable employment Business/trade Remittances	No info
<b>Bayada</b>	Stable employment Allowances	No info
<b>Salah Ad Deen</b>	Stable employment	No info
<b>Sayf Ad Dauleh</b>	Sale of household assets Business/trade Remittances	Reducing meal size

## NFIs

### Al Feid

<b>B</b> NA	NA
<b>C</b> NA	NA
<b>D</b> NA	NA
<b>F</b> NA	NA

### Bayada

<b>B</b> 2600 SYP	NA
<b>C</b> NA	NA
<b>D</b> 180 SYP	NA
<b>F</b> NA	NA

### Salah Ad Deen

<b>B</b> 6200 SYP	NA
<b>C</b> NA	NA
<b>D</b> 180 SYP	NA
<b>F</b> NA	NA

### Al Feid

No lack of fuel

### Bayada

No lack of fuel

### Salah Ad Deen

No lack of fuel

### Sayf Ad Dauleh

<b>B</b> 4000 SYP	NA
<b>C</b> NA	NA
<b>D</b> 400 SYP	NA
<b>F</b> NA	NA

- Most common electricity source
- Main network
- Generator
- No source
- Solar alternative
- Batteries
- No information
- Fuel Prices (SYP)\*
- B** Butane (cannister)
- C** Coal (1kg)
- D** Diesel (1 litre)
- F** Firewood (1 tonne)
- NFI Prices (SYP)\*
- Cement (50kg)
- Floor mat (3\*4m)
- Plastic tarpaulin (1m<sup>2</sup>)
- Tent (5 persons)
- NA: not available for purchase

- Most common strategies used to cope with a lack of fuel

### Sayf Ad Dauleh

No lack of fuel

# Jebel Saman - Aleppo City, Aleppo Governorate

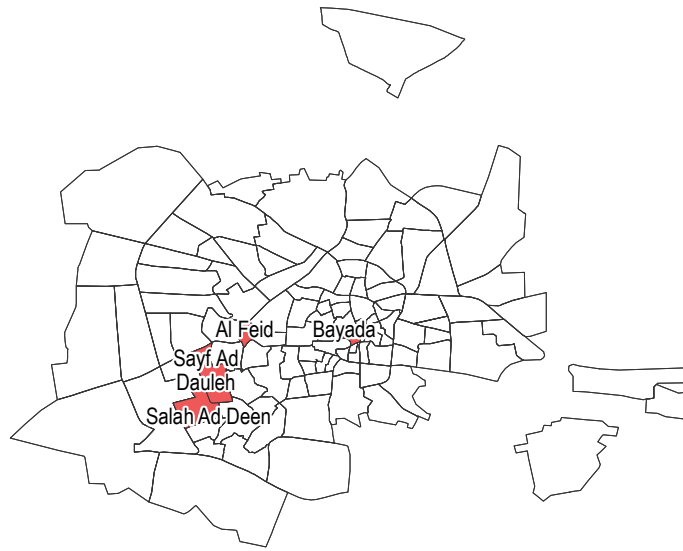
# April 2018

## WASH

- Most common water source**
- Water is safe to drink
  - Water tastes/smells bad
  - People sick after drinking
  - No information
- Sufficiency of available water to meet household needs**
- Sufficient
  - Insufficient
  - No information
- Most common method of garbage disposal**
- Disposed at designated site

- Al Feid**
- Network
  - Disposed at designated site
- Bayada**
- Network
  - Disposed at designated site
- Salah Ad Deen**
- Network
  - Disposed at designated site
- Sayf Ad Dauleh**
- Network
  - Disposed at designated site

• 4/109 neighbourhoods assessed : Al Feid, Bayada, Salah Ad Deen, Sayf Ad Dauleh



## Food Security

- Al Feid**
- Bread: no info
  - Rice: 400 SYP
  - Lentils: 408 SYP
  - Sugar: 150 SYP
  - Cooking oil: 450 SYP
  - Public bakeries
  - No difficulties reported
  - 0
- Bayada**
- Bread: no info
  - Rice: no info
  - Lentils: no info
  - Sugar: 300 SYP
  - Cooking oil: 400 SYP
  - Private bakeries
  - No difficulties reported
  - 0
- Salah Ad Deen**
- Bread: 150 SYP
  - Rice: no info
  - Lentils: no info
  - Sugar: no info
  - Cooking oil: no info
  - Public bakeries
  - No info
  - Private bakeries unavailable
- Sayf Ad Dauleh**
- Bread: 75 SYP
  - Rice: no info
  - Lentils: no info
  - Sugar: 108 SYP
  - Cooking oil: 55 SYP
  - Public bakeries
  - No difficulties reported
  - 1 to 10

- Main challenges to obtaining food**
- No challenges
  - Some foods unavailable
  - Local production decreased
  - Lack of access to markets
  - Some foods expensive
  - Lack of resources to buy food
  - Lack of access to fuel
  - Cooking fuel unavailable
  - No information
- Bread (public): 1 pack**  
**Rice: 1kg**  
**Lentils: 1kg**  
**Sugar: 1kg**  
**Cooking oil: 1 litre**
- Access to bread**
- Most common source of bread
  - Most common barriers to accessing bread
  - Number of days, per month, where bread from private bakeries was unavailable

## Education

- Status of primary schools in village**
- Functioning
  - Not functioning
  - Not available
  - No information
- Barriers to accessing education services**
- Disabilities
  - No difficulties reported
- Al Feid**
- Most children accessed education
- Bayada**
- Most children accessed education

- Salah Ad Deen**
- Most children accessed education
- Sayf Ad Dauleh**
- Most children accessed education

## Health

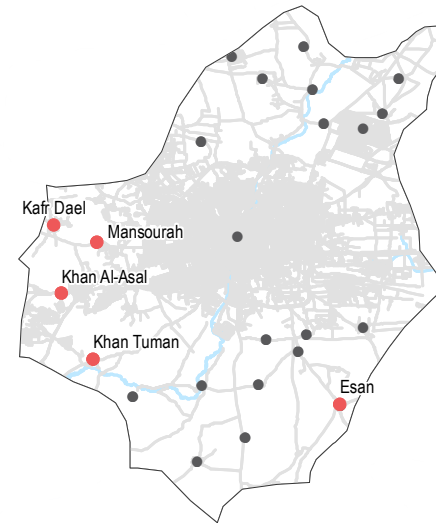
	Disabilities	No difficulties reported
<b>Al Feid</b>		
<b>Bayada</b>	Disabilities Chronic diseases	No difficulties reported
<b>Salah Ad Deen</b>	Disabilities Chronic diseases	No difficulties reported
<b>Sayf Ad Dauleh</b>	Disabilities Chronic diseases	No difficulties reported

### Displacement

- % of pre-conflict population remaining
- % of population that are female
- % of female-headed households
- IDPs living in village
- New IDP arrivals
- Returnees

Sub-district	% of pre-conflict population remaining	% of population that are female	% of female-headed households	IDPs living in village	New IDP arrivals	Returnees
<b>Esan</b>	1-25%	26-50%	26-50%	Yes	No info	No
<b>Kafr Dael</b>	51-75%	26-50%	1-25%	Yes	Yes	No
<b>Khan Al-Asal</b>	None	No info	No info	No info	No info	No info
<b>Khan tuman</b>	None	No info	No info	No info	No info	No info
<b>Mansourah</b>	1-25%	1-25%	1-25%	Yes	No info	No

• 5/25 communities assessed : Esan, Kafr Dael, Khan Al-Asal, Khan tuman, Mansourah



### Shelter

- Independent apartment or house
- Shared apartment or house
- Unfinished apartment or house
- Tent
- Private space not for shelter
- Cave/natural shelter
- Collective public space not for shelter
- No IDPs
- No information
- Min - Max: rent paid per room (where known)

Sub-district	NDPs	IDPs
<b>Esan</b>		
<b>Kafr Dael</b>		
<b>Khan Al-Asal</b>		
<b>Khan tuman</b>		
<b>Mansourah</b>		

1800 - 2000 SYP (Esan, Kafr Dael)  
 8500 - 13000 SYP (Mansourah)

### Livelihoods

Most common sources of income

Most common strategies used to cope with lack of income / resources

Sub-district	Most common sources of income	Most common strategies used to cope with lack of income / resources
<b>Esan</b>	Stable employment Business/trade Remittances	No info
<b>Kafr Dael</b>	Daily employment Sale of household assets Business/trade	Children sent to work/beg Borrowing from family/friends Selling household assets
<b>Khan Al-Asal</b>	No info	No info
<b>Khan tuman</b>	No info	No info
<b>Mansourah</b>	Stable employment Daily employment Business/trade	No info

### NFIs

Sub-district	Electricity	Fuel Prices (SYP)*	NFI Prices (SYP)*
<b>Esan</b>		<b>B</b> 5000 SYP <b>C</b> 400 SYP <b>D</b> NA <b>F</b> NA	
<b>Kafr Dael</b>		<b>B</b> 8000 SYP <b>C</b> 40 SYP <b>D</b> 400 SYP <b>F</b> 75000 SYP	
<b>Khan tuman</b>		<b>B</b> No info <b>C</b> No info <b>D</b> No info <b>F</b> No info	
<b>Khan Al-Asal</b>		<b>B</b> No info <b>C</b> No info <b>D</b> No info <b>F</b> No info	
<b>Mansourah</b>		<b>B</b> 6000 SYP <b>C</b> NA <b>D</b> 400 SYP <b>F</b> NA	

- Most common electricity source
- Main network
- Generator
- No source
- Solar alternative
- Batteries
- No information
- Fuel Prices (SYP)\*
- B** Butane (cannister)
- C** Coal (1kg)
- D** Diesel (1 litre)
- F** Firewood (1 tonne)
- NFI Prices (SYP)\*
- Cement (50kg)
- Floor mat (3\*4m)
- Plastic tarpaulin (1m<sup>2</sup>)
- Tent (5 persons)
- NA: not available for purchase

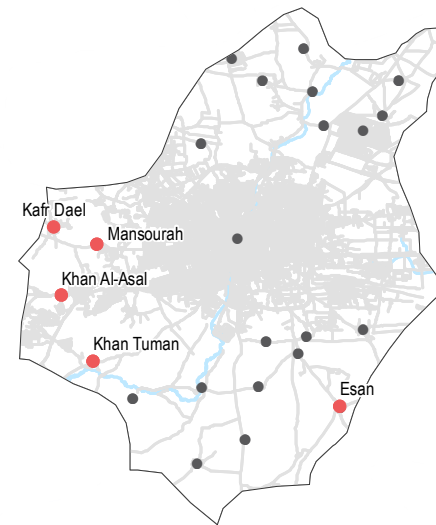
Sub-district	Most common strategies used to cope with a lack of fuel
<b>Esan</b>	No lack of fuel
<b>Kafr Dael</b>	No lack of fuel
<b>Khan tuman</b>	No info
<b>Khan Al-Asal</b>	No info
<b>Mansourah</b>	No lack of fuel

### WASH

- Most common water source**
- Water is safe to drink
  - Water tastes/smells bad
  - People sick after drinking
  - No information
- Sufficiency of available water to meet household needs**
- Sufficient
  - Insufficient
  - No information
- Most common method of garbage disposal**
- Disposed at designated site

- Esan**
- Network
  - Disposed at designated site
- Kafr Dael**
- Water trucking
  - Public free collection
- Khan Al-Asal**
- No info
  - No info
- Khan tuman**
- No info
  - No info
- Mansourah**
- Network
  - Disposed at designated site

• 5/25 communities assessed : Esan, Kafr Dael, Khan Al-Asal, Khan tuman, Mansourah



### Education

- Status of primary schools in village**
- Functioning
  - Not functioning
  - Not available
  - No information
- Barriers to accessing education services**
- Disabilities
  - No facilities in the area
  - Lack of transportation
  - Disability/Injuries/Illness

**Khan Al-Asal**  
No info

**Khan tuman**  
No info

**Esan**  
Most children accessed education

**Mansourah**  
Most children accessed education

**Kafr Dael**  
Some facilities destroyed  
Lack of teaching staff  
No spaces available

### Health

- Most common health problems
- Most common barriers to accessing healthcare

Community	Most common health problems	Most common barriers to accessing healthcare
Esan	Skin diseases Chronic diseases	High cost of transportation
Kafr Dael	Skin diseases Chronic diseases Pregnancy related diseases	No facilities in the area Lack of transportation Disability/Injuries/Illness
Khan Al-Asal	No info	No info
Khan tuman	No info	No info
Mansourah	Disabilities	No difficulties reported

### Food Security

#### Esan

- Public bakeries
- Bread: 100 SYP
- Rice: 550 SYP
- Lentils: 350 SYP
- Sugar: 250 SYP
- Cooking oil: 450 SYP
- No difficulties reported

#### Kafr Dael

- Shops
- Bread: no info
- Rice: 400 SYP
- Lentils: 250 SYP
- Sugar: 300 SYP
- Cooking oil: 550 SYP
- No difficulties reported

#### Khan Al-Asal

- No info
- No info
- No info
- No info
- No info

#### Khan tuman

- No info
- No info
- No info
- No info
- No info

#### Mansourah

- Public bakeries
- Bread: 100 SYP
- Rice: 550 SYP
- Lentils: no info
- Sugar: 150 SYP
- Cooking oil: 400 SYP
- No difficulties reported

#### Main challenges to obtaining food

- No challenges
- Some foods unavailable
- Local production decreased
- Lack of access to markets
- Some foods expensive
- Lack of resources to buy food
- Lack of access to fuel
- Cooking fuel unavailable
- No information

Bread (public): 1 pack  
 Rice: 1kg  
 Lentils: 1 kg  
 Sugar: 1kg  
 Cooking oil: 1 litre

Access to bread  
 Most common source of bread

Most common barriers to accessing bread  
 Number of days, per month, where bread from private bakeries was unavailable

# Mare' 1/2, Aleppo Governorate

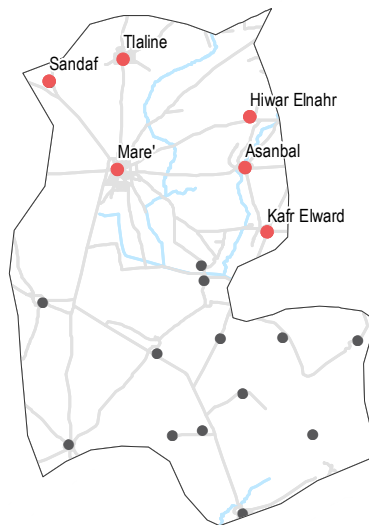
# April 2018

## Displacement

- % of pre-conflict population remaining
- % of population that are female
- % of female-headed households
- IDPs living in village
- New IDP arrivals
- Returnees

Asanbal		Hiwar Elnahr		Kafr Elward	
76-100%	51-75%	76-100%	51-75%	76-100%	51-75%
Yes	No	Yes	No info	Yes	No
No	No	No	No	No	No

6/19 communities assessed (3 community are shown on the next factsheet): Asanbal, Hiwar Elnahr, Kafr Elward



## Shelter

- Independent apartment or house
- Shared apartment or house
- Unfinished apartment or house
- Tent
- Private space not for shelter
- Cave/natural shelter
- Collective public space not for shelter
- No IDPs
- No information
- Min - Max: rent paid per room (where known)

Asanbal		Hiwar Elnahr		Kafr Elward	
NDPs	IDPs	NDPs	IDPs	NDPs	IDPs
7500 - 8000 SYP		No info		5000 - 6500 SYP	

## Livelihoods

- Most common sources of income
- Most common strategies used to cope with lack of income / resources

Community	Most common sources of income	Most common strategies used to cope with lack of income / resources
<b>Asanbal</b>	Daily employment Farm owning Business/trade	No info
<b>Hiwar Elnahr</b>	Daily employment Farm owning Business/trade	No info
<b>Kafr Elward</b>	Daily employment Farm owning Business/trade	Children sent to work/beg Borrowing from family/friends Reducing meal size

## NFIs

Asanbal		Hiwar Elnahr		Kafr Elward	
B	5300 SYP	B	5700 SYP	B	6000 SYP
C	NA	C	NA	C	NA
D	250 SYP	D	180 SYP	D	200 SYP
F	NA	F	NA	F	NA

- Asanbal**  
No lack of fuel
- Hiwar Elnahr**  
No lack of fuel
- Kafr Elward**  
No lack of fuel

- Most common electricity source
- Main network
- Generator
- No source
- Solar alternative
- Batteries
- No information
- Fuel Prices (SYP)\*
- B** Butane (cannister)
- C** Coal (1kg)
- D** Diesel (1 litre)
- F** Firewood (1 tonne)
- NFI Prices (SYP)\*
- Cement (50kg)
- Floor mat (3\*4m)
- Plastic tarpaulin (1m<sup>2</sup>)
- Tent (5 persons)
- NA: not available for purchase

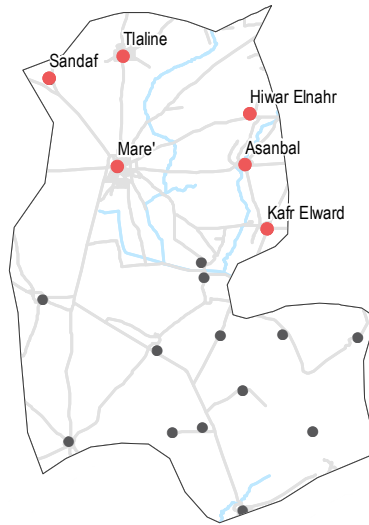
- Most common strategies used to cope with a lack of fuel

**WASH**

- Most common water source**
- Water is safe to drink
  - Water tastes/smells bad
  - People sick after drinking
  - No information
- Sufficiency of available water to meet household needs**
- Sufficient
  - Insufficient
  - No information
- Most common method of garbage disposal**

- Asanbal**
- Closed well
  - Public free collection
- Hiwar Elnahr**
- Network
  - Private paid collection
- Kafr Elward**
- Network
  - Private paid collection

6/19 communities assessed (3 community are shown on the next factsheet): Asanbal, Hiwar Elnahr, Kafr Elward



**Food Security**

**Asanbal**

- Shops
  - No difficulties reported
  - Private bakeries unavailable
- Bread: no info  
 Rice: 500 SYP  
 Lentils: 350 SYP  
 Sugar: 300 SYP  
 Cooking oil: 450 SYP

**Hiwar Elnahr**

- Government distribution
  - No difficulties reported
  - Private bakeries unavailable
- Bread: 100 SYP  
 Rice: 500 SYP  
 Lentils: 350 SYP  
 Sugar: 300 SYP  
 Cooking oil: 500 SYP

**Kafr Elward**

- Government distribution
  - No difficulties reported
- Bread: 100 SYP  
 Rice: 500 SYP  
 Lentils: 250 SYP  
 Sugar: 300 SYP  
 Cooking oil: 550 SYP

- Main challenges to obtaining food**
- No challenges
  - Some foods unavailable
  - Local production decreased
  - Lack of access to markets
  - Some foods expensive
  - Lack of resources to buy food
  - Lack of access to fuel
  - Cooking fuel unavailable
  - No information
- Bread (public): 1 pack  
 Rice: 1kg  
 Lentils: 1kg  
 Sugar: 1kg  
 Cooking oil: 1 litre
- Access to bread**
- Most common source of bread
  - Most common barriers to accessing bread
  - Number of days, per month, where bread from private bakeries was unavailable

**Education**

- Status of primary schools in village**
- Functioning
  - Not functioning
  - Not available
  - No information
- Barriers to accessing education services**

**Kafr Elward**  
 Most children accessed education

**Asanbal**  
 Most children accessed education

**Hiwar Elnahr**  
 Most children accessed education

**Health**

- Most common health problems
- Most common barriers to accessing healthcare

Community	Most common health problems	Most common barriers to accessing healthcare
Asanbal	Diarrhoea Acute respiratory infections Severe diseases affecting those aged less than 5	No facilities in the area
Hiwar Elnahr	Chronic diseases Acute respiratory infections Severe diseases affecting those aged less than 5	No facilities in the area
Kafr Elward	Chronic diseases Pregnancy related diseases Severe diseases affecting those aged less than 5	No facilities in the area

# Mare' 2/2, Aleppo Governorate

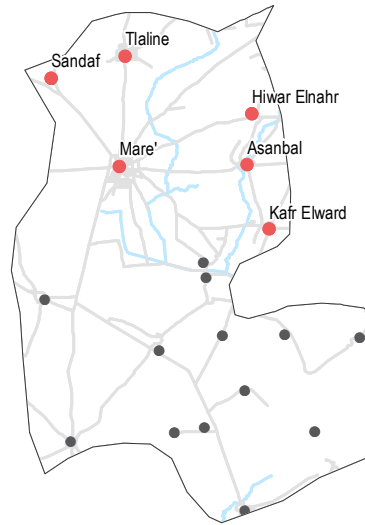
# April 2018

## Displacement

- % of pre-conflict population remaining
- % of population that are female
- % of female-headed households
- IDPs living in village
- New IDP arrivals
- Returnees

Mare'	
76-100%	26-50%
Yes	Yes
No	No
Sandaf	
51-75%	26-50%
Yes	No
No	No
Tlaline	
26-50%	51-75%
Yes	Yes
No	No

• 6/19 communities assessed (3 communities are shown on the previous factsheet): Mare', Sandaf, Tlaline



## Shelter

- Independent apartment or house
- Shared apartment or house
- Unfinished apartment or house
- Tent
- Private space not for shelter
- Cave/natural shelter
- Collective public space not for shelter
- No IDPs
- No information
- Min - Max: rent paid per room (where known)

Mare'	
NDPs	IDPs
12000	13000 SYP
Sandaf	
NDPs	IDPs
No info	No info
Tlaline	
NDPs	IDPs
4000	5000 SYP

## Livelihoods

- Most common sources of income
- Most common strategies used to cope with lack of income / resources

Community	Most common sources of income	Most common strategies used to cope with lack of income / resources
Mare'	Stable employment Farm owning Business/trade	No info
Sandaf	Stable employment Farm owning Business/trade	No info
Tlaline	Farm owning Business/trade	Borrowing from family/friends

## NFIs

### Mare'

<b>B</b> 5500 SYP	1800 SYP
<b>C</b> NA	3500 SYP
<b>D</b> 225 SYP	900 SYP
<b>F</b> NA	50000 SYP

### Sandaf

<b>B</b> 6000 SYP	1900 SYP
<b>C</b> NA	3500 SYP
<b>D</b> 225 SYP	600 SYP
<b>F</b> NA	50000 SYP

### Tlaline

<b>B</b> 6000 SYP	1900 SYP
<b>C</b> NA	3500 SYP
<b>D</b> 200 SYP	1200 SYP
<b>F</b> NA	45000 SYP

### Mare'

No lack of fuel

### Sandaf

No lack of fuel

### Tlaline

No lack of fuel

Most common electricity source

- Main network
- Generator
- No source
- Solar alternative
- Batteries
- No information

Fuel Prices (SYP)\*

- B** Butane (cannister)
- C** Coal (1kg)
- D** Diesel (1 litre)
- F** Firewood (1 tonne)

NFI Prices (SYP)\*

- Cement (50kg)
- Floor mat (3\*4m)
- Plastic tarpaulin (1m<sup>2</sup>)
- Tent (5 persons)

NA: not available for purchase

- Most common strategies used to cope with a lack of fuel

# Mare' 2/2, Aleppo Governorate

# April 2018

## WASH

**Most common water source**

Status of water source

- Water is safe to drink
- Water tastes/smells bad
- People sick after drinking
- No information

Sufficiency of available water to meet household needs

- Sufficient
- Insufficient
- No information

Most common method of garbage disposal

**Mare'**

- Closed well
- Public free collection

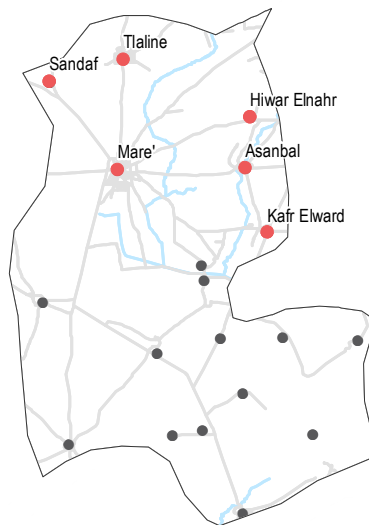
**Sandaf**

- Closed well
- Private paid collection

**Tlaline**

- Closed well
- Public free collection

• 6/19 communities assessed (3 communities are shown on the previous factsheet): Mare', Sandaf, Tlaline



## Food Security

### Mare'

- Public bakeries
- No difficulties reported

Bread: 100 SYP  
Rice: 500 SYP  
Lentils: 300 SYP  
Sugar: 300 SYP  
Cooking oil: 450 SYP

### Sandaf

- Shops
- No difficulties reported
- Private bakeries unavailable

Bread: no info  
Rice: 500 SYP  
Lentils: 400 SYP  
Sugar: 300 SYP  
Cooking oil: 500 SYP

### Tlaline

- Public bakeries
- No difficulties reported
- Private bakeries unavailable

Bread: 100 SYP  
Rice: 500 SYP  
Lentils: 250 SYP  
Sugar: 325 SYP  
Cooking oil: 500 SYP

### Main challenges to obtaining food

- No challenges
- Some foods unavailable
- Local production decreased
- Lack of access to markets
- Some foods expensive
- Lack of resources to buy food
- Lack of access to fuel
- Cooking fuel unavailable
- No information

Bread (public): 1 pack  
Rice: 1kg  
Lentils: 1kg  
Sugar: 1kg  
Cooking oil: 1 litre

### Access to bread

- Most common source of bread
- Most common barriers to accessing bread
- Number of days, per month, where bread from private bakeries was unavailable

## Education

Status of primary schools in village

- Functioning
- Not functioning
- Not available
- No information

Barriers to accessing education services

**Tlaline**

Most children accessed education

**Mare'**

Most children accessed education

**Sandaf**

Most children accessed education

## Health

**Most common health problems**

**Most common barriers to accessing healthcare**

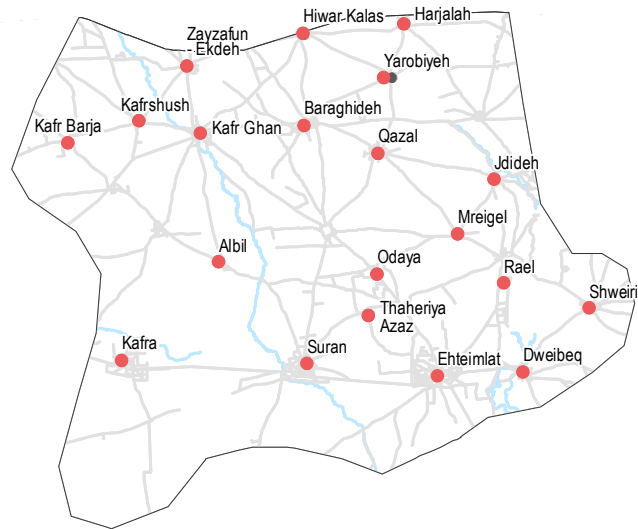
Community	Most common health problems	Most common barriers to accessing healthcare
Mare'	Diarrhoea Acute respiratory infections Severe diseases affecting those aged less than 5	No difficulties reported
Sandaf	Diarrhoea Maternal health issues Severe diseases affecting those aged less than 5	No facilities in the area
Tlaline	Chronic diseases Acute respiratory infections Severe diseases affecting those aged less than 5	No facilities in the area

**Displacement**

- % of pre-conflict population remaining
- % of population that are female
- % of female-headed households
- IDPs living in village
- New IDP arrivals
- Returnees

Community	% of pre-conflict population remaining	% of population that are female	% of female-headed households	IDPs living in village	New IDP arrivals	Returnees
<b>Albil</b>	51-75%	51-75%	51-75%	Yes	Yes	No
<b>Baraghideh</b>	76-100%	51-75%	1-25%	Yes	No	No
<b>Dweibeq</b>	76-100%	51-75%	1-25%	Yes	No	No
<b>Ehteimlat</b>	76-100%	51-75%	1-25%	Yes	No	No
<b>Harjalah</b>	51-75%	51-75%	51-75%	Yes	No info	No

• 20/48 communities assessed (15 communities are shown on the next three factsheets): Albil, Baraghideh, Dweibeq, Ehteimlat, Harjalah



**Shelter**

- Most common shelter
- Independent apartment or house
- Shared apartment or house
- Unfinished apartment or house
- Tent
- Private space not for shelter
- Cave/natural shelter
- Collective public space not for shelter
- No IDPs
- No information
- Min - Max: rent paid per room (where known)

Community	Most common shelter	Min - Max: rent paid per room (where known)
<b>Albil</b>	Independent apartment or house	7500 - 9000 SYP
<b>Baraghideh</b>	Independent apartment or house	5000 - 7500 SYP
<b>Dweibeq</b>	Independent apartment or house	5000 - 6000 SYP
<b>Ehteimlat</b>	Independent apartment or house	10000 - 15000 SYP
<b>Harjalah</b>	No information	No info

**Livelihoods**

- Most common sources of income
- Most common strategies used to cope with lack of income / resources

Community	Most common sources of income	Most common strategies used to cope with lack of income / resources
<b>Albil</b>	Daily employment Farm owning Business/trade	No info
<b>Baraghideh</b>	Daily employment Farm owning Business/trade	Children sent to work/beg Borrowing from family/friends Reducing meal size
<b>Dweibeq</b>	Daily employment	Children sent to work/beg Borrowing from family/friends Reducing meal size
<b>Ehteimlat</b>	Daily employment Farm owning Business/trade	Children sent to work/beg Borrowing from family/friends Reducing meal size
<b>Harjalah</b>	Daily employment Farm owning Business/trade	No info

**NFIs**

Community	Most common electricity source	Fuel Prices (SYP)*	NFI Prices (SYP)*
<b>Albil</b>	B 6000 SYP C NA D 200 SYP F NA	B 5800 SYP C NA D 200 SYP F NA	B 6000 SYP C NA D 200 SYP F NA
<b>Ehteimlat</b>	B 5900 SYP C NA D 200 SYP F NA	B 7000 SYP C NA D 200 SYP F NA	B 1600 SYP C 7500 SYP D NA F NA
<b>Baraghideh</b>	B 5800 SYP C NA D 200 SYP F NA	B 1600 SYP C NA D NA F NA	B 1600 SYP C NA D NA F NA
<b>Harjalah</b>	B 7000 SYP C NA D 200 SYP F NA	B NA C NA D NA F NA	B NA C NA D NA F NA
<b>Dweibeq</b>	B 6000 SYP C NA D 200 SYP F NA	B 1600 SYP C NA D NA F NA	B 1600 SYP C NA D NA F NA

- Main network
- Generator
- No source
- Solar alternative
- Batteries
- No information
- Fuel Prices (SYP)\***
- B** Butane (cannister)
- C** Coal (1kg)
- D** Diesel (1 litre)
- F** Firewood (1 tonne)
- NFI Prices (SYP)\***
- Cement (50kg)
- Floor mat (3\*4m)
- Plastic tarpaulin (1m<sup>2</sup>)
- Tent (5 persons)
- NA: not available for purchase

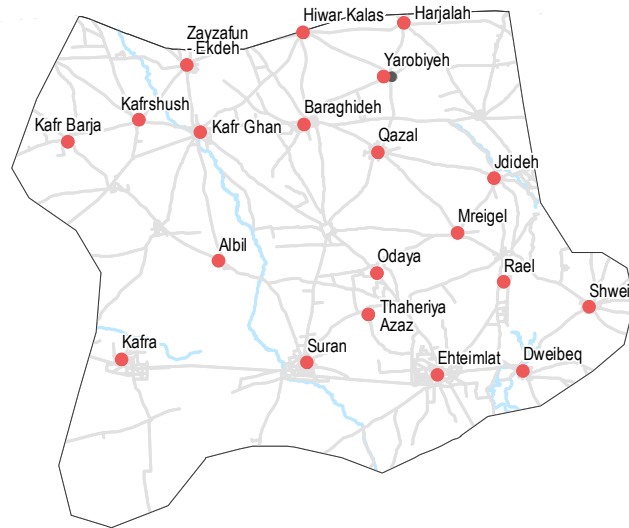
- Most common strategies used to cope with a lack of fuel

### WASH

- Most common water source**
- Water is safe to drink
  - Water tastes/smells bad
  - People sick after drinking
  - No information
- Sufficiency of available water to meet household needs**
- Sufficient
  - Insufficient
  - No information
- Most common method of garbage disposal**

- Albil**
- Network
  - Private paid collection
- Baraghideh**
- Water trucking
  - Private paid collection
- Dweibeq**
- Network
  - Private paid collection
- Ehteimlat**
- Network
  - Private paid collection
- Harjalah**
- Network
  - Private paid collection

• 20/48 communities assessed (15 communities are shown on the next three factsheets): Albil, Baraghideh, Dweibeq, Ehteimlat, Harjalah



### Education

- Status of primary schools in village**
- Functioning
  - Not functioning
  - Not available
  - No information
- Barriers to accessing education services**

- Dweibeq**
- Most children accessed education
- Ehteimlat**
- Most children accessed education
- Harjalah**
- Most children accessed education

**Albil**

Most children accessed education

**Baraghideh**

Most children accessed education

### Health

- Most common health problems**
- Most common barriers to accessing healthcare**

Community	Most common health problems	Most common barriers to accessing healthcare
Albil	Chronic diseases Acute respiratory infections Severe diseases affecting those aged less than 5	No facilities in the area
Baraghideh	Chronic diseases Maternal health issues Severe diseases affecting those aged less than 5	No facilities in the area
Dweibeq	Chronic diseases Maternal health issues Severe diseases affecting those aged less than 5	No facilities in the area
Ehteimlat	Chronic diseases Maternal health issues Severe diseases affecting those aged less than 5	No difficulties reported
Harjalah	Chronic diseases Acute respiratory infections Severe diseases affecting those aged less than 5	No facilities in the area

### Food Security

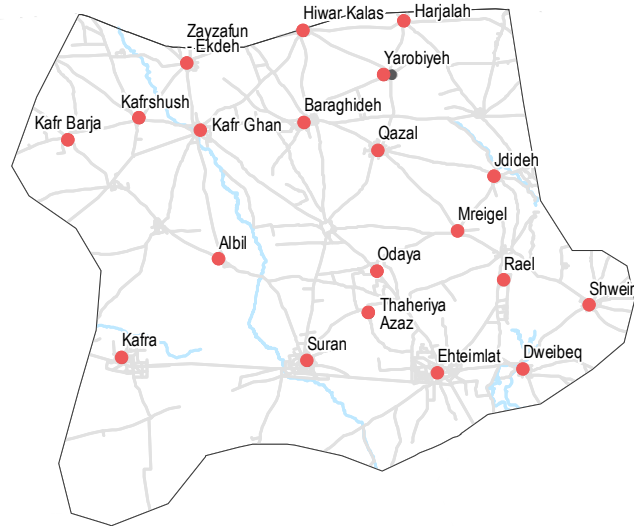
- Albil**
- Bread: 100 SYP
  - Rice: 550 SYP
  - Lentils: 300 SYP
  - Sugar: 300 SYP
  - Cooking oil: 500 SYP
- Government distribution
  - No difficulties reported
  - Private bakeries unavailable
- Baraghideh**
- Bread: 100 SYP
  - Rice: 500 SYP
  - Lentils: 250 SYP
  - Sugar: 300 SYP
  - Cooking oil: 550 SYP
- Government distribution
  - No difficulties reported
  - Private bakeries unavailable
- Dweibeq**
- Bread: 100 SYP
  - Rice: 500 SYP
  - Lentils: 250 SYP
  - Sugar: 300 SYP
  - Cooking oil: 500 SYP
- Government distribution
  - No difficulties reported
  - 0
- Ehteimlat**
- Bread: 100 SYP
  - Rice: 500 SYP
  - Lentils: 250 SYP
  - Sugar: 300 SYP
  - Cooking oil: 500 SYP
- Government distribution
  - No difficulties reported
  - 0
- Harjalah**
- Bread: 100 SYP
  - Rice: 500 SYP
  - Lentils: 300 SYP
  - Sugar: 300 SYP
  - Cooking oil: 500 SYP
- Government distribution
  - No difficulties reported
  - Private bakeries unavailable
- Main challenges to obtaining food**
- No challenges
  - Some foods unavailable
  - Local production decreased
  - Lack of access to markets
  - Some foods expensive
  - Lack of resources to buy food
  - Lack of access to fuel
  - Cooking fuel unavailable
  - No information
- Bread (public): 1 pack**
- Rice: 1kg**
- Lentils: 1kg**
- Sugar: 1kg**
- Cooking oil: 1 litre**
- Access to bread**
- Most common source of bread
  - Most common barriers to accessing bread
  - Number of days, per month, where bread from private bakeries was unavailable

**Displacement**

- % of pre-conflict population remaining
- % of population that are female
- % of female-headed households
- IDPs living in village
- New IDP arrivals
- Returnees

Community	% of pre-conflict population remaining	% of population that are female	% of female-headed households	IDPs living in village	New IDP arrivals	Returnees
<b>Hiwar Kalas</b>	76-100%	51-75%	51-75%	Yes	No info	No
<b>Jdideh</b>	76-100%	51-75%	51-75%	Yes	No info	No
<b>Kafr Barja</b>	51-75%	51-75%	51-75%	Yes	No info	No
<b>Kafr Ghan</b>	51-75%	51-75%	51-75%	Yes	No info	No
<b>Kafra</b>	76-100%	51-75%	51-75%	Yes	No info	No

•20/48 communities assessed (5 communities are shown on the previous factsheet, 10 communities are shown on the next two factsheets): Hiwar Kalas, Jdideh, Kafr Barja, Kafr Ghan, Kafra



**Shelter**

- Most common shelter
- Independent apartment or house
- Shared apartment or house
- Unfinished apartment or house
- Tent
- Private space not for shelter
- Cave/natural shelter
- Collective public space not for shelter
- No IDPs
- No information
- Min - Max: rent paid per room (where known)

Community	Most common shelter	NDPs	IDPs
<b>Hiwar Kalas</b>	Independent apartment or house	No info	No info
<b>Kafr Ghan</b>	Independent apartment or house	5000 - 6000 SYP	No info
<b>Jdideh</b>	Independent apartment or house	No info	No info
<b>Kafra</b>	Independent apartment or house	7000 - 9000 SYP	No info
<b>Kafr Barja</b>	Independent apartment or house	No info	No info

**Livelihoods**

- Most common sources of income
- Most common strategies used to cope with lack of income / resources

Community	Most common sources of income	Most common strategies used to cope with lack of income / resources
<b>Hiwar Kalas</b>	Daily employment Farm owning Business/trade	No info
<b>Jdideh</b>	Daily employment Farm owning Business/trade	No info
<b>Kafr Barja</b>	Daily employment Farm owning Business/trade	No info
<b>Kafr Ghan</b>	Daily employment Farm owning Business/trade	No info
<b>Kafra</b>	Stable employment Farm owning Business/trade	No info

**NFIs**

Community	Electricity source	Fuel Prices (SYP)*	NFI Prices (SYP)*
<b>Hiwar Kalas</b>	B 6900 SYP C NA D 185 SYP F NA	B 6500 SYP C NA D 180 SYP F NA	B 6000 SYP C NA D 200 SYP F NA
<b>Kafr Ghan</b>	B 6500 SYP C NA D 180 SYP F NA	B 6000 SYP C NA D 200 SYP F NA	B 6000 SYP C NA D 200 SYP F NA
<b>Jdideh</b>	B 6000 SYP C NA D 200 SYP F NA	B 6000 SYP C NA D 200 SYP F NA	B 6000 SYP C NA D 200 SYP F NA
<b>Kafra</b>	B 6000 SYP C NA D 200 SYP F NA	B 6000 SYP C NA D 200 SYP F NA	B 6000 SYP C NA D 200 SYP F NA
<b>Kafr Barja</b>	B 6000 SYP C NA D 200 SYP F NA	B 6000 SYP C NA D 200 SYP F NA	B 6000 SYP C NA D 200 SYP F NA

- Most common electricity source
- Main network
- Generator
- No source
- Solar alternative
- Batteries
- No information
- Fuel Prices (SYP)\*
- B** Butane (cannister)
- C** Coal (1kg)
- D** Diesel (1 litre)
- F** Firewood (1 tonne)
- NFI Prices (SYP)\*
- Cement (50kg)
- Floor mat (3\*4m)
- Plastic tarpaulin (1m<sup>2</sup>)
- Tent (5 persons)
- NA: not available for purchase

Community	Most common strategies used to cope with a lack of fuel
<b>Hiwar Kalas</b>	No lack of fuel
<b>Jdideh</b>	No lack of fuel
<b>Kafr Ghan</b>	No lack of fuel
<b>Kafr Barja</b>	No lack of fuel
<b>Kafra</b>	No lack of fuel

**WASH**

- Most common water source
- Status of water source
  - Water is safe to drink
  - Water tastes/smells bad
  - People sick after drinking
  - No information
- Sufficiency of available water to meet household needs
  - Sufficient
  - Insufficient
  - No information
- Most common method of garbage disposal

**Hiwar Kalas**

- Network
- Private paid collection

**Jdideh**

- Network
- Private paid collection

**Kafr Barja**

- Network
- Private paid collection

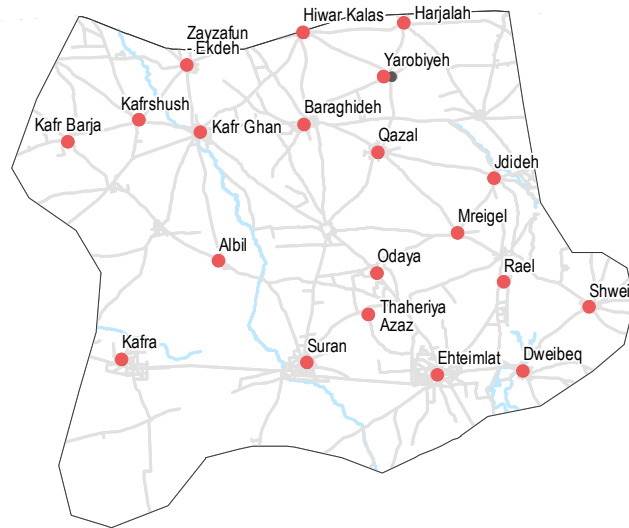
**Kafr Ghan**

- Closed well
- Private paid collection

**Kafra**

- Network
- Private paid collection

•20/48 communities assessed (5 communities are shown on the previous factsheet, 10 communities are shown on the next two factsheets): Hiwar Kalas, Jdideh, Kafr Barja, Kafr Ghan, Kafra



**Education**

- Status of primary schools in village
  - Functioning
  - Not functioning
  - Not available
  - No information
- Barriers to accessing education services

**Kafr Barja**  
Services are too far

**Kafr Ghan**  
Most children accessed education

**Hiwar Kalas**  
Most children accessed education

**Kafra**  
Most children accessed education

**Jdideh**  
Most children accessed education

**Health**

- Most common health problems
- Most common barriers to accessing healthcare

Community	Most common health problems	Most common barriers to accessing healthcare
Hiwar Kalas	Chronic diseases Acute respiratory infections Severe diseases affecting those aged less than 5	No facilities in the area
Jdideh	Chronic diseases Acute respiratory infections Severe diseases affecting those aged less than 5	No facilities in the area
Kafr Barja	Chronic diseases Acute respiratory infections Severe diseases affecting those aged less than 5	No facilities in the area
Kafr Ghan	Chronic diseases Acute respiratory infections Severe diseases affecting those aged less than 5	No facilities in the area
Kafra	Chronic diseases Acute respiratory infections Severe diseases affecting those aged less than 5	No facilities in the area

**Food Security**

**Hiwar Kalas**

- Government distribution
  - No difficulties reported
  - Private bakeries unavailable
- Bread: 100 SYP  
Rice: 500 SYP  
Lentils: 300 SYP  
Sugar: 300 SYP  
Cooking oil: 500 SYP

**Jdideh**

- Government distribution
  - No difficulties reported
  - Private bakeries unavailable
- Bread: 100 SYP  
Rice: 500 SYP  
Lentils: 300 SYP  
Sugar: 300 SYP  
Cooking oil: 500 SYP

**Kafr Barja**

- Government distribution
  - No difficulties reported
  - Private bakeries unavailable
- Bread: 100 SYP  
Rice: 500 SYP  
Lentils: 300 SYP  
Sugar: 300 SYP  
Cooking oil: 500 SYP

**Kafr Ghan**

- Government distribution
  - No difficulties reported
  - 0
- Bread: 100 SYP  
Rice: 550 SYP  
Lentils: 300 SYP  
Sugar: 300 SYP  
Cooking oil: 500 SYP

**Kafra**

- Government distribution
  - No difficulties reported
  - Private bakeries unavailable
- Bread: 100 SYP  
Rice: 500 SYP  
Lentils: 300 SYP  
Sugar: 300 SYP  
Cooking oil: 500 SYP

Main challenges to obtaining food

- No challenges
- Some foods unavailable
- Local production decreased
- Lack of access to markets
- Some foods expensive
- Lack of resources to buy food
- Lack of access to fuel
- Cooking fuel unavailable
- No information

Bread (public): 1 pack  
Rice: 1kg  
Lentils: 1 kg  
Sugar: 1kg  
Cooking oil: 1 litre

Access to bread  
Most common source of bread

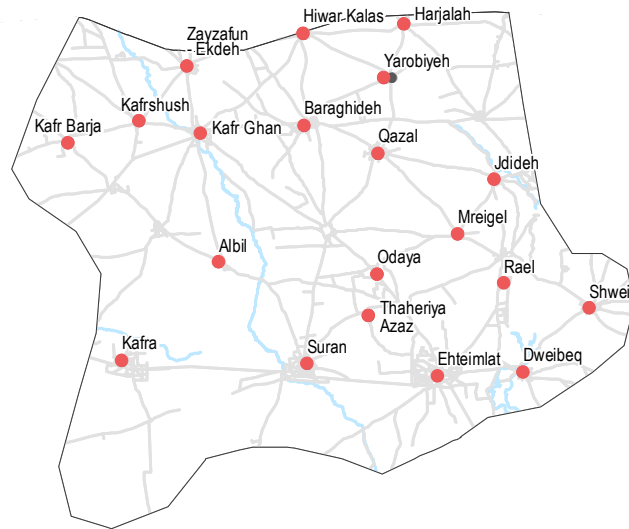
- Most common barriers to accessing bread
- Number of days, per month, where bread from private bakeries was unavailable

**Displacement**

- % of pre-conflict population remaining
- % of population that are female
- % of female-headed households
- IDPs living in village
- New IDP arrivals
- Returnees

Community	% of pre-conflict population remaining	% of population that are female	% of female-headed households	IDPs living in village	New IDP arrivals	Returnees
<b>Kafreshush</b>	51-75%	51-75%	51-75%	Yes	No info	No
<b>Mreigel</b>	1-25%	51-75%	51-75%	Yes	No info	No
<b>Odaya</b>	76-100%	51-75%	1-25%	Yes	No	No
<b>Qazal</b>	76-100%	51-75%	51-75%	Yes	No info	No
<b>Rael</b>	1-25%	51-75%	51-75%	Yes	No info	No

• 20/48 communities assessed (10 communities are shown on the previous two factsheets, 5 communities are shown on the next factsheet): Kafreshush, Mreigel, Odaya, Qazal, Rael



**NFIs**

Community	B	C	D	F
<b>Kafreshush</b>	6000 SYP	NA	200 SYP	NA
<b>Mreigel</b>	6000 SYP	NA	200 SYP	NA
<b>Odaya</b>	5900 SYP	NA	200 SYP	NA
<b>Qazal</b>	6000 SYP	NA	200 SYP	NA
<b>Rael</b>	5800 SYP	NA	180 SYP	NA

- Most common electricity source
- Main network
  - Generator
  - No source
  - Solar alternative
  - Batteries
  - No information
- Fuel Prices (SYP)\*
- B** Butane (cannister)
  - C** Coal (1kg)
  - D** Diesel (1 litre)
  - F** Firewood (1 tonne)
- NFI Prices (SYP)\*
- Cement (50kg)
  - Floor mat (3\*4m)
  - Plastic tarpaulin (1m<sup>2</sup>)
  - Tent (5 persons)
- NA: not available for purchase

**Shelter**

- Most common shelter
- Independent apartment or house
  - Shared apartment or house
  - Unfinished apartment or house
  - Tent
  - Private space not for shelter
  - Cave/natural shelter
  - Collective public space not for shelter
  - No IDPs
  - No information
- Min - Max: rent paid per room (where known)

Community	Most common shelter	Min - Max: rent paid per room (where known)
<b>Kafreshush</b>	Independent apartment or house	No info
<b>Mreigel</b>	Independent apartment or house	No info
<b>Odaya</b>	No IDPs	4000 - 5000 SYP
<b>Qazal</b>	Independent apartment or house	No info
<b>Rael</b>	Independent apartment or house	No info

**Livelihoods**

Community	Most common sources of income	Most common strategies used to cope with lack of income / resources
<b>Kafreshush</b>	Daily employment Farm owning Business/trade	No info
<b>Mreigel</b>	Daily employment Farm owning Business/trade	No info
<b>Odaya</b>	Daily employment Farm owning Business/trade	Children sent to work/beg Borrowing from family/friends Reducing meal size
<b>Qazal</b>	Daily employment Farm owning Business/trade	No info
<b>Rael</b>	Daily employment Farm owning Business/trade	No info

Community	Most common strategies used to cope with a lack of fuel
<b>Kafreshush</b>	No lack of fuel
<b>Mreigel</b>	No lack of fuel
<b>Odaya</b>	No lack of fuel
<b>Qazal</b>	No lack of fuel
<b>Rael</b>	No lack of fuel

### WASH

- Most common water source**
- Status of water source**
- Water is safe to drink
  - Water tastes/smells bad
  - People sick after drinking
  - No information
- Sufficiency of available water to meet household needs**
- Sufficient
  - Insufficient
  - No information
- Most common method of garbage disposal**

#### Kafrshush

- Network
- Private paid collection

#### Mreigel

- Network
- Private paid collection

#### Odaya

- Closed well
- Private paid collection

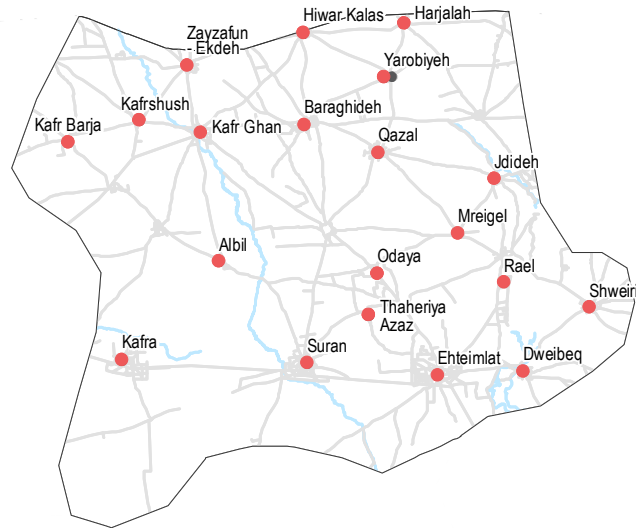
#### Qazal

- Network
- Private paid collection

#### Rael

- Closed well
- Private paid collection

• 20/48 communities assessed (10 communities are shown on the previous two factsheets, 5 communities are shown on the next factsheet): Kafrshush, Mreigel, Odaya, Qazal, Rael



### Education

- Status of primary schools in village**
- Functioning
  - Not functioning
  - Not available
  - No information
- Barriers to accessing education services**
- Services are too far

#### Odaya

Most children accessed education

#### Qazal

Most children accessed education

#### Rael

Most children accessed education

#### Mreigel

Most children accessed education

### Health

- Most common health problems
- Most common barriers to accessing healthcare

#### Kafrshush

Chronic diseases  
 Acute respiratory infections  
 Severe diseases affecting those aged less than 5  
 No facilities in the area

#### Mreigel

Chronic diseases  
 Acute respiratory infections  
 Severe diseases affecting those aged less than 5  
 No facilities in the area

#### Odaya

Chronic diseases  
 Acute respiratory infections  
 Severe diseases affecting those aged less than 5  
 No facilities in the area

#### Qazal

Chronic diseases  
 Acute respiratory infections  
 Severe diseases affecting those aged less than 5  
 No facilities in the area

#### Rael

Chronic diseases  
 Acute respiratory infections  
 Severe diseases affecting those aged less than 5  
 No facilities in the area

### Food Security

#### Kafrshush

- Government distribution
  - No difficulties reported
  - Private bakeries unavailable
- Bread: 100 SYP  
 Rice: 500 SYP  
 Lentils: 300 SYP  
 Sugar: 300 SYP  
 Cooking oil: 500 SYP

#### Mreigel

- Government distribution
  - No difficulties reported
  - Private bakeries unavailable
- Bread: 100 SYP  
 Rice: 500 SYP  
 Lentils: 300 SYP  
 Sugar: 300 SYP  
 Cooking oil: 500 SYP

#### Odaya

- Government distribution
  - No difficulties reported
  - Private bakeries unavailable
- Bread: 100 SYP  
 Rice: 500 SYP  
 Lentils: 250 SYP  
 Sugar: 300 SYP  
 Cooking oil: 550 SYP

#### Qazal

- Government distribution
  - No difficulties reported
  - Private bakeries unavailable
- Bread: 100 SYP  
 Rice: 500 SYP  
 Lentils: 300 SYP  
 Sugar: 300 SYP  
 Cooking oil: 500 SYP

#### Rael

- Government distribution
  - No difficulties reported
  - Private bakeries unavailable
- Bread: 100 SYP  
 Rice: 550 SYP  
 Lentils: 300 SYP  
 Sugar: 300 SYP  
 Cooking oil: 500 SYP

Main challenges to obtaining food

- No challenges
- Some foods unavailable
- Local production decreased
- Lack of access to markets
- Some foods expensive
- Lack of resources to buy food
- Lack of access to fuel
- Cooking fuel unavailable
- No information

Bread (public): 1 pack  
 Rice: 1kg  
 Lentils: 1kg  
 Sugar: 1kg  
 Cooking oil: 1 litre

Access to bread

- Most common source of bread

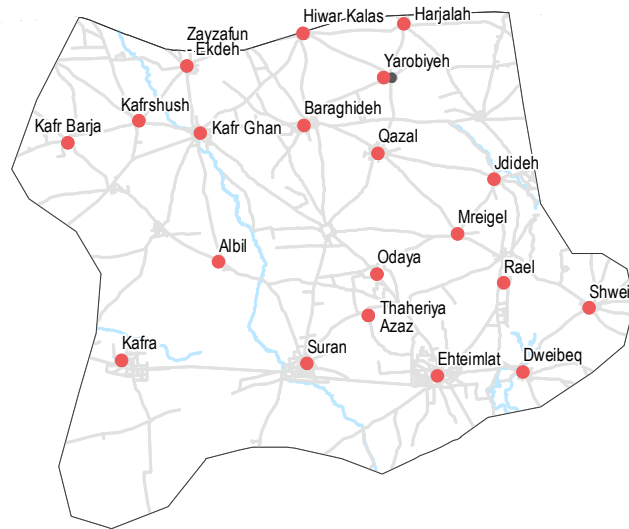
- Most common barriers to accessing bread
- Number of days, per month, where bread from private bakeries was unavailable

**Displacement**

- % of pre-conflict population remaining
- % of population that are female
- % of female-headed households
- IDPs living in village
- New IDP arrivals
- Returnees

Sub-district	% of pre-conflict population remaining	% of population that are female	% of female-headed households	IDPs living in village	New IDP arrivals	Returnees
<b>Shweirin</b>	76-100%	51-75%	51-75%	Yes	No info	No
<b>Suran</b>	76-100%	51-75%	1-25%	Yes	No	No
<b>Thaheriya Azaz</b>	76-100%	51-75%	51-75%	Yes	No info	No
<b>Yarobiyeh</b>	51-75%	51-75%	51-75%	Yes	No info	No
<b>Zayzafun Ekdeh</b>	51-75%	51-75%	51-75%	Yes	No info	No

• 20/48 communities assessed (15 communities are shown on the previous three factsheets): Shweirin, Suran, Thaheriya Azaz, Yarobiyeh, Zayzafun Ekdeh



**Shelter**

- Independent apartment or house
- Shared apartment or house
- Unfinished apartment or house
- Tent
- Private space not for shelter
- Cave/natural shelter
- Collective public space not for shelter
- No IDPs
- No information
- Min - Max: rent paid per room (where known)

Sub-district	Most common shelter	NDPs	IDPs
<b>Shweirin</b>	Independent apartment or house	No info	No info
<b>Suran</b>	Independent apartment or house	12500 - 15000 SYP	12500 - 15000 SYP
<b>Thaheriya Azaz</b>	Independent apartment or house	No info	No info
<b>Yarobiyeh</b>	Independent apartment or house	No info	No info
<b>Zayzafun Ekdeh</b>	Independent apartment or house	7000 - 9000 SYP	No info

**Livelihoods**

- Most common sources of income
- Most common strategies used to cope with lack of income / resources

Sub-district	Most common sources of income	Most common strategies used to cope with lack of income / resources
<b>Shweirin</b>	Daily employment Farm owning Business/trade	No info
<b>Suran</b>	Daily employment Farm owning Business/trade	Adults begging Children sent to work/beg Borrowing from family/friends
<b>Thaheriya Azaz</b>	Daily employment Farm owning Business/trade	No info
<b>Yarobiyeh</b>	Daily employment Farm owning Business/trade	No info
<b>Zayzafun Ekdeh</b>	Daily employment Farm owning Business/trade	No info

**NFIs**

Sub-district	Most common electricity source	Fuel Prices (SYP)*	NFI Prices (SYP)*
<b>Shweirin</b>	B 5800 SYP C NA D 180 SYP F NA	B 7000 SYP C NA D 185 SYP F NA	B 5700 SYP C NA D 200 SYP F 55000 SYP
<b>Yarobiyeh</b>	B 7000 SYP C NA D 185 SYP F NA	B 5800 SYP C NA D 180 SYP F NA	B 5800 SYP C NA D 180 SYP F NA
<b>Suran</b>	B 5700 SYP C NA D 200 SYP F 55000 SYP	B 5800 SYP C NA D 180 SYP F NA	B 5800 SYP C NA D 180 SYP F NA
<b>Thaheriya Azaz</b>	B 5800 SYP C NA D 180 SYP F NA	B 5800 SYP C NA D 180 SYP F NA	B 5800 SYP C NA D 180 SYP F NA
<b>Zayzafun Ekdeh</b>	B 5800 SYP C NA D 180 SYP F NA	B 5800 SYP C NA D 180 SYP F NA	B 5800 SYP C NA D 180 SYP F NA

- Most common electricity source
- Main network
- Generator
- No source
- Solar alternative
- Batteries
- No information
- Fuel Prices (SYP)\*
- Butane (cannister)
- Coal (1kg)
- Diesel (1 litre)
- Firewood (1 tonne)
- NFI Prices (SYP)\*
- Cement (50kg)
- Floor mat (3\*4m)
- Plastic tarpaulin (1m<sup>2</sup>)
- Tent (5 persons)
- NA: not available for purchase
- Most common strategies used to cope with a lack of fuel

### WASH

- Most common water source**
- Status of water source**
- Water is safe to drink
  - Water tastes/smells bad
  - People sick after drinking
  - No information
- Sufficiency of available water to meet household needs**
- Sufficient
  - Insufficient
  - No information
- Most common method of garbage disposal**

#### Shweirin

- Network
- Private paid collection

#### Suran

- Network
- Private paid collection

#### Thaheriya Azaz

- Closed well
- Private paid collection

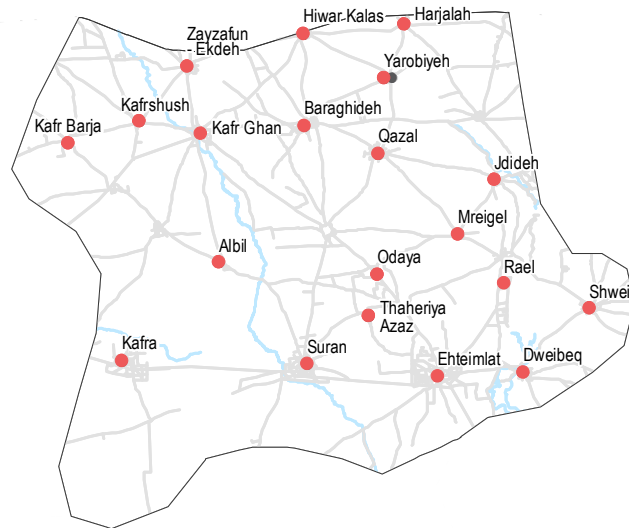
#### Yarobiyeh

- Network
- Private paid collection

#### Zayzafun Ekdeh

- Network
- Private paid collection

- 20/48 communities assessed (15 communities are shown on the previous three factsheets): Shweirin, Suran, Thaheriya Azaz, Yarobiyeh, Zayzafun Ekdeh



### Education

- Status of primary schools in village**
- Functioning
  - Not functioning
  - Not available
  - No information
- Barriers to accessing education services**

#### Thaheriya Azaz

Most children accessed education

#### Yarobiyeh

Most children accessed education

#### Zayzafun Ekdeh

Most children accessed education

#### Shweirin

Most children accessed education

#### Suran

Most children accessed education

### Health

#### Most common health problems

#### Most common barriers to accessing healthcare

#### Shweirin

Chronic diseases  
 Acute respiratory infections  
 Severe diseases affecting those aged less than 5

No facilities in the area

#### Suran

Chronic diseases  
 Maternal health issues  
 Severe diseases affecting those aged less than 5

No difficulties reported

#### Thaheriya Azaz

Chronic diseases  
 Acute respiratory infections  
 Severe diseases affecting those aged less than 5

No facilities in the area  
 Old age

#### Yarobiyeh

Chronic diseases  
 Acute respiratory infections  
 Severe diseases affecting those aged less than 5

No facilities in the area

#### Zayzafun Ekdeh

Chronic diseases  
 Acute respiratory infections  
 Severe diseases affecting those aged less than 5

No facilities in the area

### Food Security

#### Shweirin

- Bread: 100 SYP
- Rice: 550 SYP
- Lentils: 300 SYP
- Sugar: 300 SYP
- Cooking oil: 500 SYP

- Government distribution
- No difficulties reported
- Private bakeries unavailable

#### Suran

- Bread: 100 SYP
- Rice: 500 SYP
- Lentils: 250 SYP
- Sugar: 300 SYP
- Cooking oil: 500 SYP

- Government distribution
- No difficulties reported
- Private bakeries unavailable

#### Thaheriya Azaz

- Bread: 100 SYP
- Rice: 550 SYP
- Lentils: 300 SYP
- Sugar: 300 SYP
- Cooking oil: 500 SYP

- Government distribution
- No difficulties reported
- Private bakeries unavailable

#### Yarobiyeh

- Bread: 100 SYP
- Rice: 500 SYP
- Lentils: 300 SYP
- Sugar: 300 SYP
- Cooking oil: 500 SYP

- Government distribution
- No difficulties reported
- Private bakeries unavailable

#### Zayzafun Ekdeh

- Bread: 100 SYP
- Rice: 550 SYP
- Lentils: 300 SYP
- Sugar: 300 SYP
- Cooking oil: 500 SYP

- Government distribution
- No difficulties reported
- Private bakeries unavailable

#### Main challenges to obtaining food

- No challenges
- Some foods unavailable
- Local production decreased
- Lack of access to markets
- Some foods expensive
- Lack of resources to buy food
- Lack of access to fuel
- Cooking fuel unavailable
- No information

Bread (public): 1 pack  
 Rice: 1kg  
 Lentils: 1 kg  
 Sugar: 1kg  
 Cooking oil: 1 litre

#### Access to bread

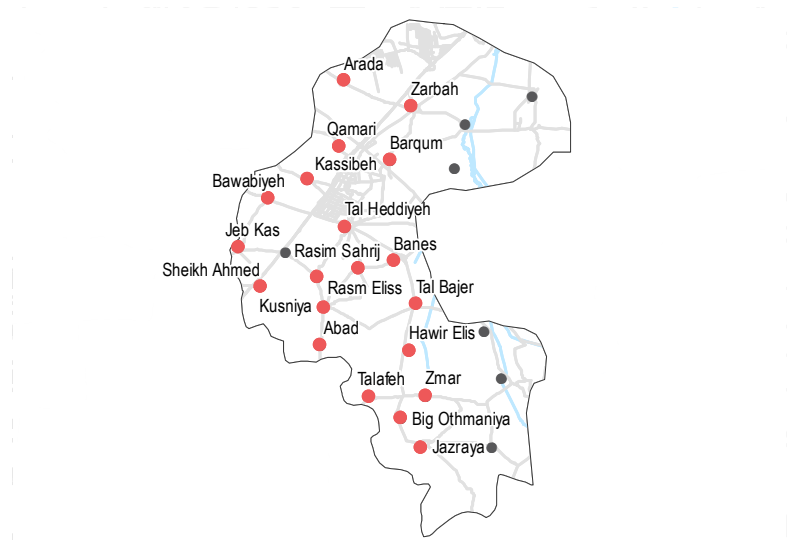
- Most common source of bread
- Most common barriers to accessing bread
- Number of days, per month, where bread from private bakeries was unavailable

### Displacement

- % of pre-conflict population remaining
- % of population that are female
- % of female-headed households
- IDPs living in village
- New IDP arrivals
- Returnees

Sub-district	% of pre-conflict population remaining	% of population that are female	% of female-headed households	IDPs living in village	New IDP arrivals	Returnees
<b>Abad</b>	76-100%	26-50%	1-25%	Yes	No	No
<b>Arada</b>	76-100%	26-50%	1-25%	Yes	No	No
<b>Banes</b>	26-50%	26-50%	1-25%	Yes	Yes	Yes
<b>Barqum</b>	76-100%	26-50%	1-25%	Yes	Yes	Yes
<b>Bawabiyeh</b>	76-100%	26-50%	1-25%	Yes	No	No

• 20/27 communities assessed (15 communities are shown on the next three factsheets): Abad, Arada, Banes, Barqum, Bawabiyeh



### Shelter

- Independent apartment or house
- Shared apartment or house
- Unfinished apartment or house
- Tent
- Private space not for shelter
- Cave/natural shelter
- Collective public space not for shelter
- No IDPs
- No information
- Min - Max: rent paid per room (where known)

Sub-district	NDPs	IDPs
<b>Abad</b>		
<b>Arada</b>		
<b>Banes</b>		
<b>Barqum</b>	No info	No info
<b>Bawabiyeh</b>		

### Livelihoods

- Most common sources of income
- Most common strategies used to cope with lack of income / resources

Sub-district	Most common sources of income	Most common strategies used to cope with lack of income / resources
<b>Abad</b>	Daily employment Farm owning Remittances	Children sent to work/beg Reducing meal size
<b>Arada</b>	Daily employment Farm owning Remittances	Children sent to work/beg
<b>Banes</b>	Daily employment Farm owning Remittances	Children sent to work/beg Borrowing from family/friends Skipping meals
<b>Barqum</b>	Daily employment Farm owning Remittances	Children sent to work/beg Borrowing from family/friends Skipping meals
<b>Bawabiyeh</b>	Daily employment Farm owning	Children sent to work/beg

### NFIs

Sub-district	B	C	D	F
<b>Abad</b>	7500 SYP	NA	220 SYP	NA
<b>Arada</b>	7000 SYP	NA	250 SYP	NA
<b>Banes</b>	7500 SYP	NA	250 SYP	NA
<b>Barqum</b>	7500 SYP	NA	225 SYP	NA
<b>Bawabiyeh</b>	7000 SYP	NA	225 SYP	NA

- Most common electricity source
  - Main network
  - Generator
  - No source
  - Solar alternative
  - Batteries
  - No information
- Fuel Prices (SYP)\*
  - B** Butane (cannister)
  - C** Coal (1kg)
  - D** Diesel (1 litre)
  - F** Firewood (1 tonne)
- NFI Prices (SYP)\*
  - Cement (50kg)
  - Floor mat (3\*4m)
  - Plastic tarpaulin (1m<sup>2</sup>)
  - Tent (5 persons)
- NA: not available for purchase

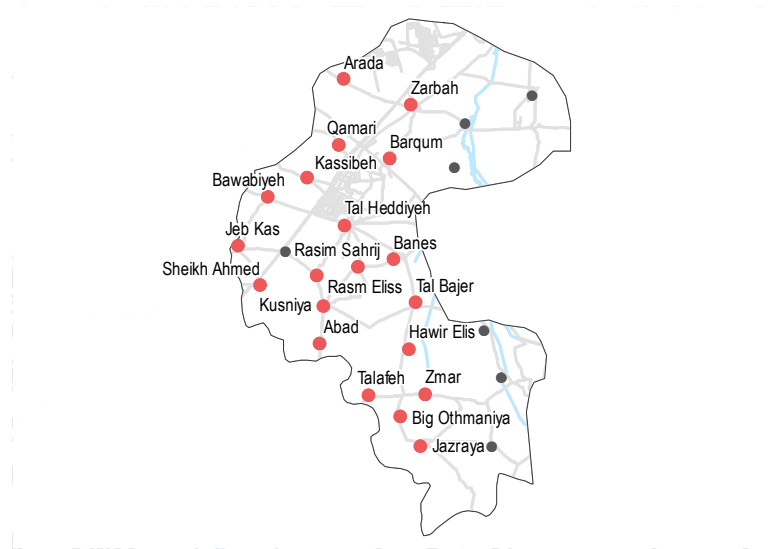
Sub-district	Most common strategies used to cope with a lack of fuel
<b>Abad</b>	No lack of fuel
<b>Arada</b>	No lack of fuel
<b>Banes</b>	No lack of fuel
<b>Barqum</b>	No lack of fuel
<b>Bawabiyeh</b>	No lack of fuel

### WASH

- Most common water source**
- Water is safe to drink
  - Water tastes/smells bad
  - People sick after drinking
  - No information
- Sufficiency of available water to meet household needs**
- Sufficient
  - Insufficient
  - No information
- Most common method of garbage disposal**
- Public free collection

- Abad**
- Closed well
  - Buried / burned
- Arada**
- Network
  - Public free collection
- Banes**
- Water trucking
  - Left in street / public area
- Barqum**
- Closed well
  - Left in street / public area
- Bawabiyeh**
- Network
  - Public free collection

• 20/27 communities assessed (15 communities are shown on the next three factsheets): Abad, Arada, Banes, Barqum, Bawabiyeh



### Education

- Status of primary schools in village**
- Functioning
  - Not functioning
  - Not available
  - No information
- Barriers to accessing education services**

- Banes**
- Some facilities destroyed
  - Lack of teaching staff
  - Lack of school supplies
- Barqum**
- Some facilities destroyed
- Bawabiyeh**
- Some facilities destroyed
  - Lack of school supplies

**Abad**  
 Most children accessed education

**Arada**  
 Most children accessed education

### Health

- Most common health problems
- Most common barriers to accessing healthcare

Community	Most common health problems	Most common barriers to accessing healthcare
<b>Abad</b>	Skin diseases Injuries	No facilities in the area Lack of transportation Services are too expensive
<b>Arada</b>	Skin diseases Acute respiratory infections	No facilities in the area High cost of transportation Lack of transportation
<b>Banes</b>	Diarrhoea Acute respiratory infections Malnutrition	No facilities in the area Security concerns around travel High cost of transportation
<b>Barqum</b>	Skin diseases Communicable diseases Acute respiratory infections	No facilities in the area High cost of transportation Lack of transportation
<b>Bawabiyeh</b>	Diarrhoea Skin diseases Acute respiratory infections	No difficulties reported

### Food Security

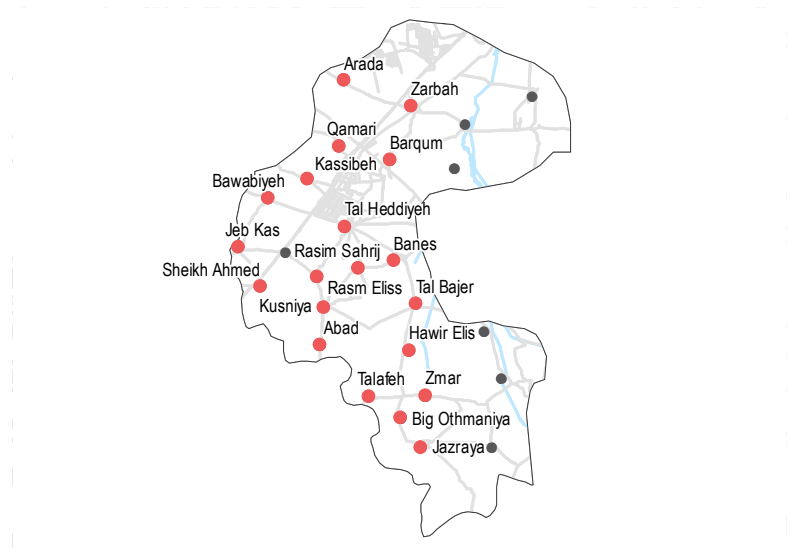
- Abad**
- Bread: no info
  - Rice: 350 SYP
  - Lentils: 300 SYP
  - Sugar: 290 SYP
  - Cooking oil: 500 SYP
  - Shops
  - No difficulties reported
  - Private bakeries unavailable
- Arada**
- Bread: no info
  - Rice: 325 SYP
  - Lentils: 300 SYP
  - Sugar: 290 SYP
  - Cooking oil: 450 SYP
  - Shops
  - No difficulties reported
  - Private bakeries unavailable
- Banes**
- Bread: no info
  - Rice: 350 SYP
  - Lentils: 275 SYP
  - Sugar: 300 SYP
  - Cooking oil: 450 SYP
  - Shops
  - No difficulties reported
  - Private bakeries unavailable
- Barqum**
- Bread: no info
  - Rice: 350 SYP
  - Lentils: 250 SYP
  - Sugar: 300 SYP
  - Cooking oil: 500 SYP
  - Shops
  - No difficulties reported
  - Private bakeries unavailable
- Bawabiyeh**
- Bread: no info
  - Rice: 350 SYP
  - Lentils: 300 SYP
  - Sugar: 300 SYP
  - Cooking oil: 500 SYP
  - Shops
  - No difficulties reported
  - Private bakeries unavailable
- Main challenges to obtaining food**
- No challenges
  - Some foods unavailable
  - Local production decreased
  - Lack of access to markets
  - Some foods expensive
  - Lack of resources to buy food
  - Lack of access to fuel
  - Cooking fuel unavailable
  - No information
- Bread (public): 1 pack**  
**Rice: 1kg**  
**Lentils: 1kg**  
**Sugar: 1kg**  
**Cooking oil: 1 litre**
- Access to bread**
- Most common source of bread
  - Most common barriers to accessing bread
  - Number of days, per month, where bread from private bakeries was unavailable

### Displacement

- % of pre-conflict population remaining
- % of population that are female
- % of female-headed households
- IDPs living in village
- New IDP arrivals
- Returnees

Community	% of pre-conflict population remaining	% of population that are female	% of female-headed households	IDPs living in village	New IDP arrivals	Returnees
<b>Big Othmaniya</b>	76-100%	26-50%	1-25%	Yes	Yes	Yes
<b>Hawir Elis</b>	51-75%	26-50%	1-25%	Yes	Yes	Yes
<b>Jazraya</b>	51-75%	26-50%	1-25%	Yes	Yes	Yes
<b>Jeb Kas</b>	76-100%	26-50%	1-25%	Yes	Yes	No
<b>Kassibeh</b>	76-100%	26-50%	1-25%	Yes	No	No

•20/27 communities assessed (5 communities are shown on the previous factsheet, 10 communities are shown on the next two factsheets): Big Othmaniya, Hawir Elis, Jazraya, Jeb Kas, Kassibeh



### Shelter

- Independent apartment or house
- Shared apartment or house
- Unfinished apartment or house
- Tent
- Private space not for shelter
- Cave/natural shelter
- Collective public space not for shelter
- No IDPs
- No information
- Min - Max: rent paid per room (where known)

Community	NDPs	IDPs
<b>Big Othmaniya</b>		
<b>Jeb Kas</b>	No info	
<b>Hawir Elis</b>		
<b>Kassibeh</b>		
<b>Jazraya</b>		

### Livelihoods

- Most common sources of income
- Most common strategies used to cope with lack of income / resources

Community	Most common sources of income	Most common strategies used to cope with lack of income / resources
<b>Big Othmaniya</b>	Daily employment Farm owning	Children sent to work/beg Borrowing from family/friends Selling household assets
<b>Hawir Elis</b>	Daily employment Farm owning Remittances	Children sent to work/beg Borrowing from family/friends Skipping meals
<b>Jazraya</b>	Daily employment Farm owning Remittances	Children sent to work/beg Borrowing from family/friends Skipping meals
<b>Jeb Kas</b>	Daily employment Farm owning Remittances	Children sent to work/beg Borrowing from family/friends Skipping meals
<b>Kassibeh</b>	Daily employment Farm owning Remittances	Children sent to work/beg Reducing meal size

### NFIs

Community	Lightbulb icon	Lightbulb icon
<b>Big Othmaniya</b>	<b>B</b> 7000 SYP	<b>C</b> NA
<b>Hawir Elis</b>	<b>B</b> 6800 SYP	<b>C</b> NA
<b>Jazraya</b>	<b>B</b> 7000 SYP	<b>C</b> NA

- Most common electricity source
- Main network
- Generator
- No source
- Solar alternative
- Batteries
- No information
- Fuel Prices (SYP)\*
- B** Butane (cannister)
- C** Coal (1kg)
- D** Diesel (1 litre)
- F** Firewood (1 tonne)
- NFI Prices (SYP)\*
- Cement (50kg)
- Floor mat (3\*4m)
- Plastic tarpaulin (1m<sup>2</sup>)
- Tent (5 persons)
- NA: not available for purchase
- Most common strategies used to cope with a lack of fuel

Community	Flame icon	Flame icon
<b>Big Othmaniya</b>	No lack of fuel	No lack of fuel
<b>Hawir Elis</b>	No lack of fuel	No lack of fuel
<b>Jazraya</b>	No lack of fuel	No lack of fuel

### WASH

- Most common water source**
- Water is safe to drink
  - Water tastes/smells bad
  - People sick after drinking
  - No information
- Sufficiency of available water to meet household needs**
- Sufficient
  - Insufficient
  - No information
- Most common method of garbage disposal**
- Left in street / public area

#### Big Othmaniya

Water trucking

Buried / burned

#### Hawir Elis

Water trucking

Disposed at designated site

#### Jazraya

Water trucking

Left in street / public area

#### Jeb Kas

Water trucking

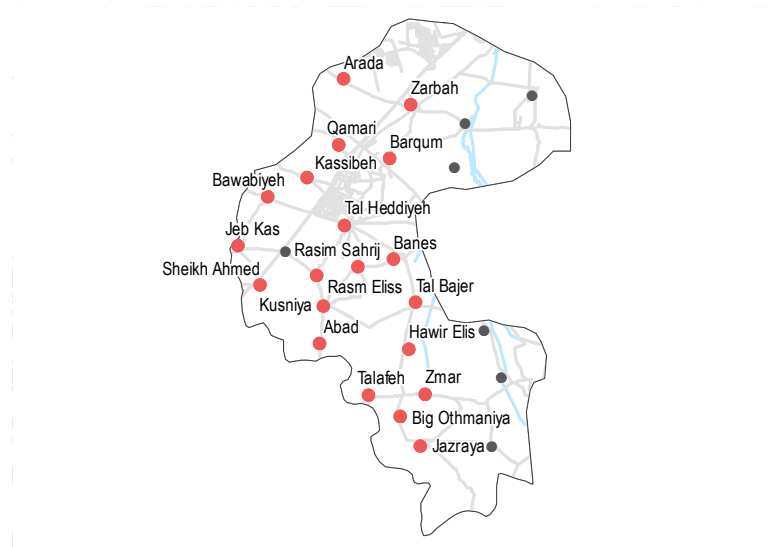
Buried / burned

#### Kassibeh

Water trucking

Left in street / public area

•20/27 communities assessed (5 communities are shown on the previous factsheet, 10 communities are shown on the next two factsheets): Big Othmaniya, Hawir Elis, Jazraya, Jeb Kas, Kassibeh



### Education

- Status of primary schools in village**
- Functioning
  - Not functioning
  - Not available
  - No information
- Barriers to accessing education services**

#### Jazraya

Lack of school supplies  
 Unsafe route to services

#### Jeb Kas

Most children accessed education

#### Kassibeh

Lack of teaching staff  
 Lack of school supplies

#### Big Othmaniya

Services are too far  
 Unsafe route to services

#### Hawir Elis

Some facilities destroyed  
 Lack of school supplies

### Health

Most common health problems

Most common barriers to accessing healthcare

#### Big Othmaniya

Chronic diseases  
 Acute respiratory infections  
 Malnutrition

No facilities in the area  
 High cost of transportation  
 Lack of transportation

#### Hawir Elis

Diarrhoea  
 Chronic diseases  
 Fever

No facilities in the area  
 High cost of transportation  
 Lack of transportation

#### Jazraya

Skin diseases  
 Injuries  
 Acute respiratory infections

No facilities in the area  
 High cost of transportation  
 Lack of transportation

#### Jeb Kas

Diarrhoea  
 Injuries  
 Acute respiratory infections

No facilities in the area  
 High cost of transportation  
 Lack of transportation

#### Kassibeh

Skin diseases  
 Acute respiratory infections

No facilities in the area  
 High cost of transportation  
 Lack of transportation

### Food Security

#### Big Othmaniya

Bread: no info  
 Rice: 350 SYP  
 Lentils: 275 SYP  
 Sugar: 300 SYP  
 Cooking oil: 450 SYP

Shops

No difficulties reported

Private bakeries unavailable

#### Hawir Elis

Bread: no info  
 Rice: 350 SYP  
 Lentils: 275 SYP  
 Sugar: 300 SYP  
 Cooking oil: 500 SYP

Shops

No difficulties reported

Private bakeries unavailable

#### Jazraya

Bread: no info  
 Rice: 275 SYP  
 Lentils: 375 SYP  
 Sugar: 300 SYP  
 Cooking oil: 450 SYP

Shops

No difficulties reported

Private bakeries unavailable

#### Jeb Kas

Bread: no info  
 Rice: 325 SYP  
 Lentils: 350 SYP  
 Sugar: 300 SYP  
 Cooking oil: 500 SYP

Shops

No difficulties reported

Private bakeries unavailable

#### Kassibeh

Bread: no info  
 Rice: 350 SYP  
 Lentils: 300 SYP  
 Sugar: 290 SYP  
 Cooking oil: 450 SYP

Shops

No difficulties reported

Private bakeries unavailable

Main challenges to obtaining food

- No challenges
- Some foods unavailable
- Local production decreased
- Lack of access to markets
- Some foods expensive
- Lack of resources to buy food
- Lack of access to fuel
- Cooking fuel unavailable
- No information

Bread (public): 1 pack  
 Rice: 1kg  
 Lentils: 1kg  
 Sugar: 1kg  
 Cooking oil: 1 litre

Access to bread

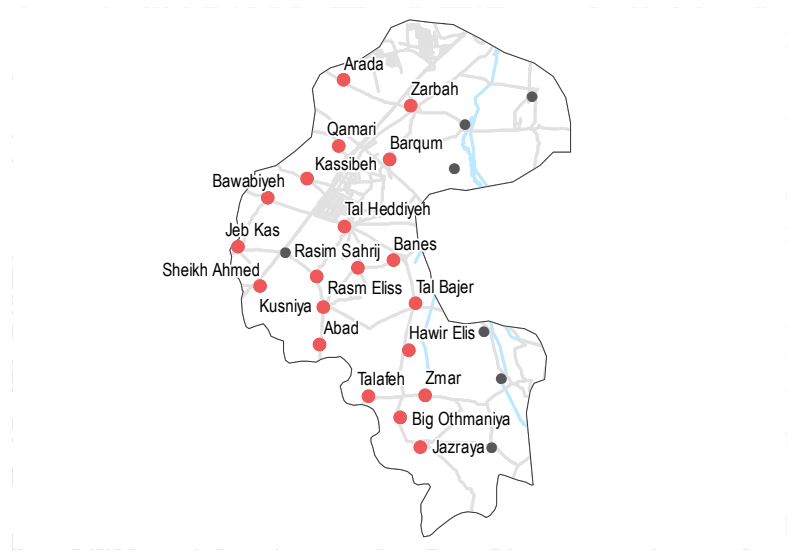
- Most common source of bread
- Most common barriers to accessing bread
- Number of days, per month, where bread from private bakeries was unavailable

### Displacement

- % of pre-conflict population remaining
- % of population that are female
- % of female-headed households
- IDPs living in village
- New IDP arrivals
- Returnees

Community	% of pre-conflict population remaining	% of population that are female	% of female-headed households	IDPs living in village	New IDP arrivals	Returnees
<b>Kusniya</b>	76-100%	26-50%	1-25%	Yes	Yes	No
<b>Qamari</b>	76-100%	26-50%	1-25%	Yes	Yes	Yes
<b>Rasim Sahrij</b>	76-100%	26-50%	1-25%	Yes	No	No
<b>Rasm Eliss</b>	76-100%	26-50%	1-25%	Yes	Yes	Yes
<b>Sheikh Ahmed</b>	76-100%	26-50%	1-25%	Yes	Yes	No

• 20/27 communities assessed (10 communities are shown on the previous two factsheets, 5 communities are shown on the next factsheet): Kusniya, Qamari, Rasim Sahrij, Rasm Eliss, Sheikh Ahmed



### Shelter

- Independent apartment or house
- Shared apartment or house
- Unfinished apartment or house
- Tent
- Private space not for shelter
- Cave/natural shelter
- Collective public space not for shelter
- No IDPs
- No information
- Min - Max: rent paid per room (where known)

Community	NDPs	IDPs
<b>Kusniya</b>		
<b>Rasm Eliss</b>	No info	No info
<b>Qamari</b>		
<b>Sheikh Ahmed</b>		
<b>Rasim Sahrij</b>	No info	No info
<b>Rasm Eliss</b>		
<b>Sheikh Ahmed</b>	No info	No info

### Livelihoods

Community	Most common sources of income	Most common strategies used to cope with lack of income / resources
<b>Kusniya</b>	Daily employment Farm owning Remittances	Children sent to work/beg Borrowing from family/friends
<b>Qamari</b>	Daily employment Farm owning Remittances	Children sent to work/beg Borrowing from family/friends Reducing meal size
<b>Rasim Sahrij</b>	Daily employment Farm owning Remittances	Children sent to work/beg
<b>Rasm Eliss</b>	Daily employment Farm owning Remittances	Children sent to work/beg Borrowing from family/friends Skipping meals
<b>Sheikh Ahmed</b>	Daily employment Farm owning Remittances	Children sent to work/beg Borrowing from family/friends Skipping meals

### NFIs

Community	B	C	D	F
<b>Kusniya</b>	7500 SYP	NA	225 SYP	NA
<b>Rasm Eliss</b>	7000 SYP	NA	210 SYP	NA
<b>Qamari</b>	6800 SYP	NA	225 SYP	NA
<b>Sheikh Ahmed</b>	7000 SYP	NA	225 SYP	NA
<b>Rasim Sahrij</b>	7000 SYP	1600 SYP	225 SYP	NA

- Most common electricity source
- Main network
  - Generator
  - No source
  - Solar alternative
  - Batteries
  - No information
- Fuel Prices (SYP)\*
- B** Butane (cannister)
  - C** Coal (1kg)
  - D** Diesel (1 litre)
  - F** Firewood (1 tonne)
- NFI Prices (SYP)\*
- Cement (50kg)
  - Floor mat (3\*4m)
  - Plastic tarpaulin (1m<sup>2</sup>)
  - Tent (5 persons)
- NA: not available for purchase

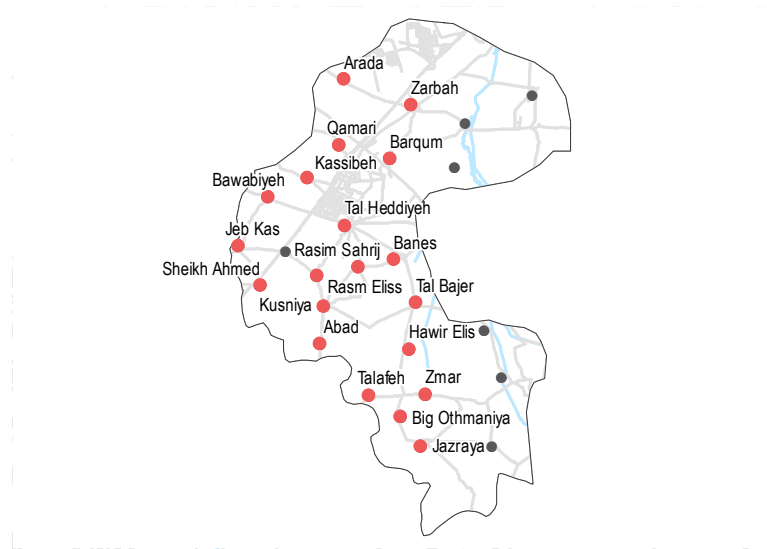
Community	Most common strategies used to cope with a lack of fuel
<b>Kusniya</b>	No lack of fuel
<b>Qamari</b>	No lack of fuel
<b>Rasm Eliss</b>	No lack of fuel
<b>Rasim Sahrij</b>	No lack of fuel
<b>Sheikh Ahmed</b>	No lack of fuel

### WASH

- Most common water source
- Status of water source
  - Water is safe to drink
  - Water tastes/smells bad
  - People sick after drinking
  - No information
- Sufficiency of available water to meet household needs
  - Sufficient
  - Insufficient
  - No information
- Most common method of garbage disposal

- Kusniya**
  - Water trucking
  - Buried / burned
- Qamari**
  - Water trucking
  - Buried / burned
- Rasim Sahrij**
  - Network
  - Buried / burned
- Rasm Eliss**
  - Water trucking
  - Buried / burned
- Sheikh Ahmed**
  - Water trucking
  - Buried / burned

• 20/27 communities assessed (10 communities are shown on the previous two factsheets, 5 communities are shown on the next factsheet): Kusniya, Qamari, Rasim Sahrij, Rasm Eliss, Sheikh Ahmed



### Education

- Status of primary schools in village
  - Functioning
  - Not functioning
  - Not available
  - No information
- Barriers to accessing education services

- Rasim Sahrij**
  - Some facilities destroyed
- Rasm Eliss**
  - Lack of school supplies
  - Services are too far
- Sheikh Ahmed**
  - Lack of teaching staff
  - Lack of school supplies
  - No spaces available

- Kusniya**
  - Some facilities destroyed
  - Services are too far
- Qamari**
  - Some facilities destroyed
  - Lack of school supplies
  - Services are too far

### Health

- Most common health problems
- Most common barriers to accessing healthcare

Community	Most common health problems	Most common barriers to accessing healthcare
<b>Kusniya</b>	Skin diseases Injuries	No facilities in the area High cost of transportation Lack of transportation
<b>Qamari</b>	Skin diseases Chronic diseases Acute respiratory infections	No facilities in the area High cost of transportation Lack of transportation
<b>Rasim Sahrij</b>	Skin diseases Injuries Acute respiratory infections	No facilities in the area High cost of transportation Lack of transportation
<b>Rasm Eliss</b>	Skin diseases Chronic diseases Acute respiratory infections	No facilities in the area High cost of transportation Lack of transportation
<b>Sheikh Ahmed</b>	Diarrhoea Chronic diseases Acute respiratory infections	No facilities in the area High cost of transportation Lack of transportation

### Food Security

#### Kusniya

- Bread: no info
- Rice: 350 SYP
- Lentils: 250 SYP
- Sugar: 300 SYP
- Cooking oil: 500 SYP
- Shops
- No difficulties reported
- Private bakeries unavailable

#### Qamari

- Bread: no info
- Rice: 300 SYP
- Lentils: 275 SYP
- Sugar: 300 SYP
- Cooking oil: 500 SYP
- Shops
- No difficulties reported
- Private bakeries unavailable

#### Rasim Sahrij

- Bread: no info
- Rice: 300 SYP
- Lentils: 350 SYP
- Sugar: 290 SYP
- Cooking oil: 500 SYP
- Shops
- No difficulties reported
- 0

#### Rasm Eliss

- Bread: no info
- Rice: 325 SYP
- Lentils: 275 SYP
- Sugar: 300 SYP
- Cooking oil: 500 SYP
- Shops
- No difficulties reported
- Private bakeries unavailable

#### Sheikh Ahmed

- Bread: no info
- Rice: 300 SYP
- Lentils: 275 SYP
- Sugar: 300 SYP
- Cooking oil: 450 SYP
- Shops
- No difficulties reported
- Private bakeries unavailable

#### Main challenges to obtaining food

- No challenges
- Some foods unavailable
- Local production decreased
- Lack of access to markets
- Some foods expensive
- Lack of resources to buy food
- Lack of access to fuel
- Cooking fuel unavailable
- No information

Bread (public): 1 pack  
 Rice: 1kg  
 Lentils: 1kg  
 Sugar: 1kg  
 Cooking oil: 1 litre

Access to bread  
 Most common source of bread

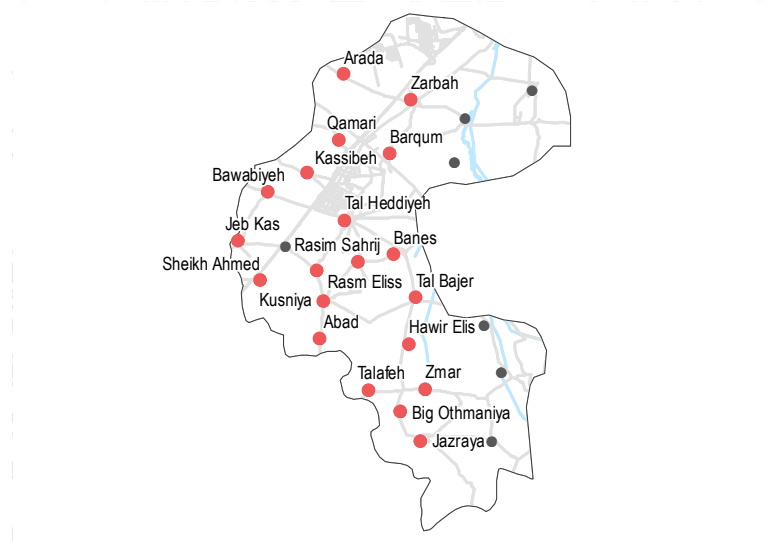
Most common barriers to accessing bread  
 Number of days, per month, where bread from private bakeries was unavailable

### Displacement

- % of pre-conflict population remaining
- % of population that are female
- % of female-headed households
- IDPs living in village
- New IDP arrivals
- Returnees

Sub-district	% of pre-conflict population remaining	% of population that are female	% of female-headed households	IDPs living in village	New IDP arrivals	Returnees
<b>Tal Bajer</b>	1-25%	1-25%	1-25%	Yes	Yes	Yes
<b>Tal Heddiyeh</b>	76-100%	26-50%	1-25%	Yes	No	No
<b>Talafeh</b>	76-100%	26-50%	1-25%	Yes	Yes	Yes
<b>Zarbah</b>	76-100%	26-50%	1-25%	Yes	Yes	Yes
<b>Zmar</b>	76-100%	26-50%	1-25%	Yes	Yes	Yes

• 20/27 communities assessed (15 communities are shown on the previous three factsheets): Tal Bajer, Tal Heddiyeh, Talafeh, Zarbah, Zmar



### Shelter

- Independent apartment or house
- Shared apartment or house
- Unfinished apartment or house
- Tent
- Private space not for shelter
- Cave/natural shelter
- Collective public space not for shelter
- No IDPs
- No information
- Min - Max: rent paid per room (where known)

Sub-district	NDPs	IDPs
<b>Tal Bajer</b>		
<b>Tal Heddiyeh</b>		
<b>Talafeh</b>		
<b>Zarbah</b>	No info	
<b>Zmar</b>		

### Livelihoods

Most common sources of income

Most common strategies used to cope with lack of income / resources

Sub-district	Most common sources of income	Most common strategies used to cope with lack of income / resources
<b>Tal Bajer</b>	Daily employment Farm owning Remittances	Children sent to work/beg Borrowing from family/friends Skipping meals
<b>Tal Heddiyeh</b>	Daily employment Farm owning Remittances	Children sent to work/beg Borrowing from family/friends Reducing meal size
<b>Talafeh</b>	Daily employment Remittances	Children sent to work/beg
<b>Zarbah</b>	Daily employment Farm owning Remittances	Children sent to work/beg Borrowing from family/friends
<b>Zmar</b>	Daily employment Farm owning Remittances	Children sent to work/beg Skipping meals Reducing meal size

### NFIs

Sub-district	B	C	D	F
<b>Tal Bajer</b>	7500 SYP	NA	225 SYP	NA
<b>Tal Heddiyeh</b>	7000 SYP	NA	225 SYP	NA
<b>Talafeh</b>	7000 SYP	NA	225 SYP	NA
<b>Zarbah</b>	7000 SYP	NA	210 SYP	NA
<b>Zmar</b>	7500 SYP	NA	225 SYP	NA

- Most common electricity source
- Main network
  - Generator
  - No source
  - Solar alternative
  - Batteries
  - No information
- Fuel Prices (SYP)\*
- B** Butane (cannister)
  - C** Coal (1kg)
  - D** Diesel (1 litre)
  - F** Firewood (1 tonne)
- NFI Prices (SYP)\*
- Cement (50kg)
  - Floor mat (3\*4m)
  - Plastic tarpaulin (1m<sup>2</sup>)
  - Tent (5 persons)
- NA: not available for purchase

**Tal Bajer**  
No lack of fuel

**Tal Heddiyeh**  
No lack of fuel

**Talafeh**  
No lack of fuel

**Zarbah**  
No lack of fuel

**Zmar**  
No lack of fuel

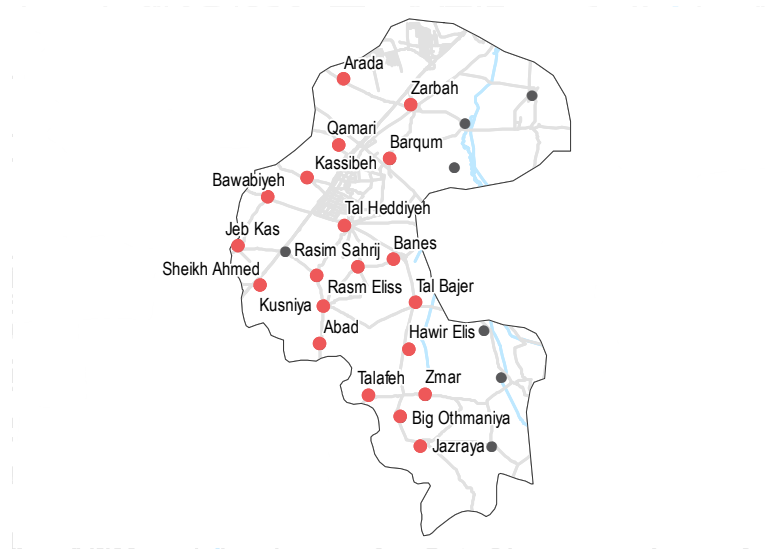
Most common strategies used to cope with a lack of fuel

### WASH

- Most common water source**
- Water is safe to drink
  - Water tastes/smells bad
  - People sick after drinking
  - No information
- Sufficiency of available water to meet household needs**
- Sufficient
  - Insufficient
  - No information
- Most common method of garbage disposal**
- Disposed at designated site
  - Left in street / public area

- Tal Bajer**
- Closed well
  - Buried / burned
- Tal Heddiyeh**
- Network
  - Private paid collection
- Talafeh**
- Closed well
  - Buried / burned
- Zarbah**
- Closed well
  - Disposed at designated site
- Zmar**
- Water trucking
  - Left in street / public area

• 20/27 communities assessed (15 communities are shown on the previous three factsheets): Tal Bajer, Tal Heddiyeh, Talafeh, Zarbah, Zmar



### Education

- Status of primary schools in village**
- Functioning
  - Not functioning
  - Not available
  - No information
- Barriers to accessing education services**
- Some facilities destroyed
  - Services are too far
  - Unsafe route to services

- Talafeh**
- Most children accessed education
- Zarbah**
- No spaces available
- Zmar**
- Some facilities destroyed
  - Lack of school supplies
  - Unsafe route to services

- Tal Bajer**
- Some facilities destroyed
  - Services are too far
  - Unsafe route to services
- Tal Heddiyeh**
- Most children accessed education

### Health

	Most common health problems	Most common barriers to accessing healthcare
<b>Tal Bajer</b>	Chronic diseases Acute respiratory infections Malnutrition	No facilities in the area High cost of transportation Lack of transportation
<b>Tal Heddiyeh</b>	Skin diseases Injuries Acute respiratory infections	High cost of transportation Lack of transportation
<b>Talafeh</b>	Acute respiratory infections Malnutrition Symptoms of psychological trauma	No facilities in the area High cost of transportation Lack of transportation
<b>Zarbah</b>	Skin diseases Injuries	Lack of transportation
<b>Zmar</b>	Diarrhoea Injuries Acute respiratory infections	No facilities in the area High cost of transportation Lack of transportation

### Food Security

- Tal Bajer**
- Bread: no info
  - Rice: 300 SYP
  - Lentils: 275 SYP
  - Sugar: 300 SYP
  - Cooking oil: 500 SYP
  - Shops
  - No difficulties reported
  - Private bakeries unavailable
- Tal Heddiyeh**
- Bread: no info
  - Rice: 300 SYP
  - Lentils: 350 SYP
  - Sugar: 300 SYP
  - Cooking oil: 500 SYP
  - Private bakeries
  - No difficulties reported
  - 0
- Talafeh**
- Bread: no info
  - Rice: 350 SYP
  - Lentils: 300 SYP
  - Sugar: 300 SYP
  - Cooking oil: 500 SYP
  - Shops
  - No difficulties reported
  - Private bakeries unavailable
- Zarbah**
- Bread: no info
  - Rice: 350 SYP
  - Lentils: 275 SYP
  - Sugar: 290 SYP
  - Cooking oil: 500 SYP
  - Shops
  - No difficulties reported
  - Private bakeries unavailable
- Zmar**
- Bread: no info
  - Rice: 350 SYP
  - Lentils: 250 SYP
  - Sugar: 300 SYP
  - Cooking oil: 450 SYP
  - Shops
  - No difficulties reported
  - Private bakeries unavailable
- Main challenges to obtaining food**
- No challenges
  - Some foods unavailable
  - Local production decreased
  - Lack of access to markets
  - Some foods expensive
  - Lack of resources to buy food
  - Lack of access to fuel
  - Cooking fuel unavailable
  - No information
- Bread (public): 1 pack**
- Rice: 1kg**
- Lentils: 1kg**
- Sugar: 1kg**
- Cooking oil: 1 litre**
- Access to bread**
- Most common source of bread
  - Most common barriers to accessing bread
  - Number of days, per month, where bread from private bakeries was unavailable