

### Background

The Water Price Monitoring assessment aims to establish a data collection, monitoring and reporting system on water market prices in order to allow humanitarian and development actors to better analyse humanitarian needs in areas particularly affected by drought.

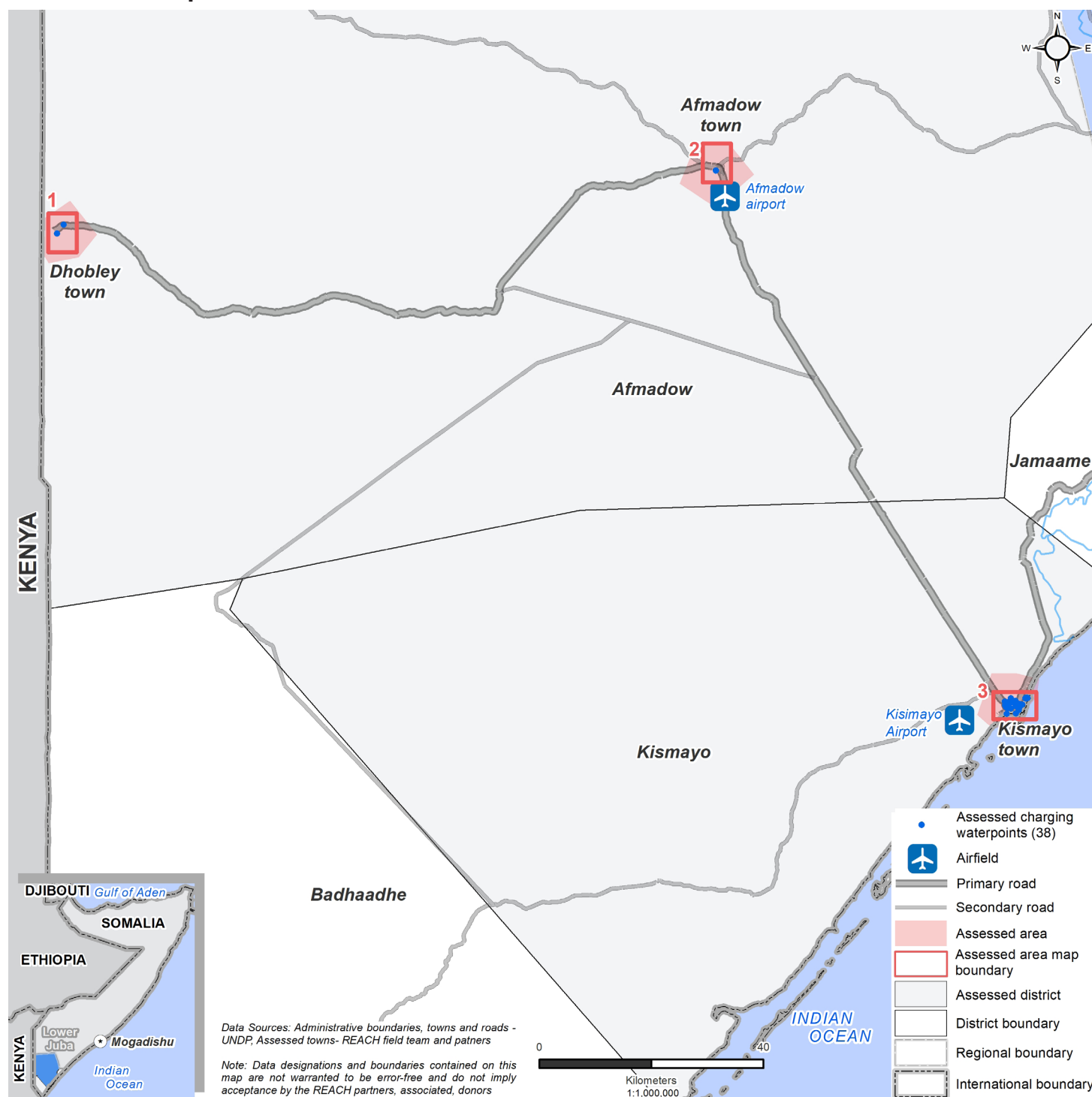
February data collection in Lower Juba was conducted through a quantitative survey between 4 - 5 March, focusing only on those water points in the region that are charging for water. The assessment has followed the official district boundaries of the region.

All prices are shown in US Cents for 90L of water. This is the daily amount used by a household of six members, consuming the minimum Sphere standard of 15L water per person per day. Price changes are subject to exchange rate.

### Key Findings

- This factsheet presents information collected from 4 water points in Afmadow District and 34 water points in Kismayo District in the Lower Juba Region.
- There was reportedly no change in prices of water from January to February in all the assessed water points in Lower Juba.
- All assessed water points in Lower Juba reportedly have their water treated at the distribution point. The majority of these (76%) have it treated through chlorination, while 24% have it treated using aquatabs.

### Assessed water points



## Assessed Water Points

### Number of assed water points

January	38
February	38

### Number of assessed water points, by type

Region	#	%
Kiosk	21	55%
Shallow well	13	34%
Borehole	4	11%

### Districts

Afmadow	#	%
Borehole	4	100%
Kismayo	#	%
Kiosk	21	62%
Shallow well	13	38%

## Most Reported Problems

Water points reportedly having the following problems: (Respondents could select multiple options)

Region	#	%
No Problem	38	100%

## Water Point Administrator

Waterpoints with the following administrator:

Region	
Community	100%



### Districts

Afmadow	
Community	100%
Kismayo	
Community	100%

## Water Point Filling

Water points that are used as water storage and refilled through the following:

Region	
Not filled	95%
Borehole	5%



### Districts

Afmadow	
Not filled	100%
Kismayo	
Not filled	94%
Borehole	6%

## Water Price

Prices are shown in US Cents.

1 USD = 23,000 SOS as of February 2018, average exchange rate reported. Price changes were calculated based on the average change across water points.

### Average Price

Region	January	February	% Change
Lower Juba	40	40	0%

### District

Afmadow	39	39	0%
Kismayo	40	40	0%

### Median Price

Region	January	February	% Change
Lower Juba	39	39	0%

### District

Afmadow	39	39	0%
Kismayo	39	39	0%

## Types of Water Treatment

Water treatment types:

Region	
Chlorinated	76%
Aquatabs	24%



### Districts

Afmadow	
Chlorinated	100%
Kismayo	
Chlorinated	74%
Aquatabs	26%

## Water Price, by Water Point Administrator

### Average price

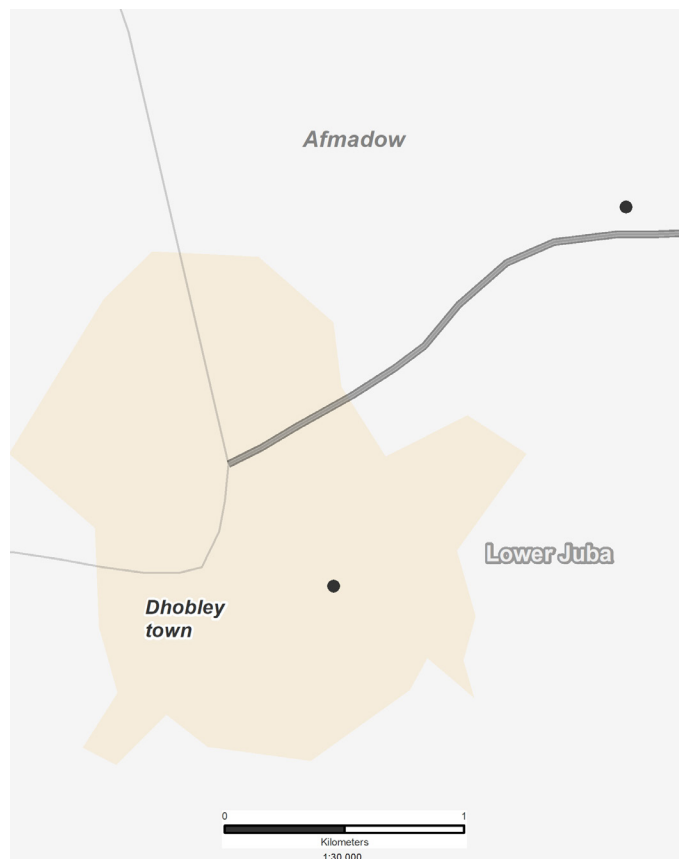
Region	January	February	% Change
Community	40	40	0%

### District

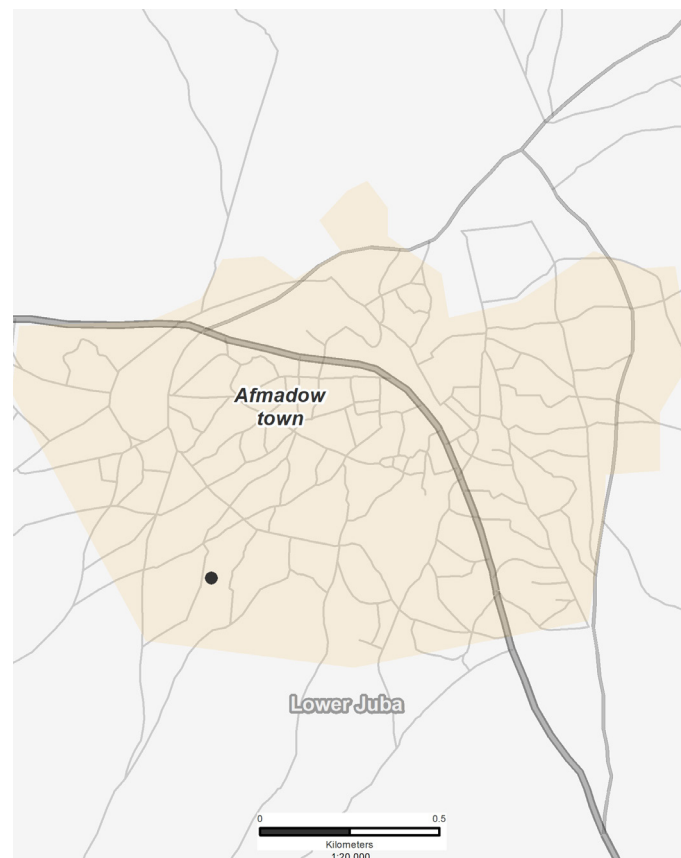
<b>Afmadow</b>			
Community	39	39	0%
<b>Kismayo</b>			
Community	40	40	0%

## Water Price, by Area

### Area 1: Dhobley Town



### Area 2: Afmadow Town



### Area 3: Kismayo Town

